

Chapter 1

Roadway Treatment Goals

Treatment Goal Chart

Treatment Level Maps



Roadway Treatment Goals

Due to the dynamic and diverse nature of winter weather and resultant road conditions, WSDOT maintenance personnel use a variety of methods and materials to help prevent snow and ice formation on state highways. Outcomes of snow and ice control treatments will vary, dependent upon severity of winter weather events, topography, traffic levels and speeds, and proximity to support facilities (i.e. liquid chemical storage tanks and salt stockpiles). While outcomes can be measured in a variety of ways, the motoring public most often measures maintenance efforts in terms of road conditions during and immediately after winter weather events. Maintenance personnel also rate roadway conditions during the winter season (see performance measure chapter). This information is used to project expected road conditions associated with snow and ice treatment levels for different events. The unique nature of individual winter weather events limits the relevance of projected expectations on a given storm, but when ratings from an entire winter season are averaged, they become a good indicator of the Level of Service (LOS) provided by maintenance personnel over the entire season.

Winter climates differ greatly between Eastern and Western Washington, so road treatment levels may vary on either side of the Cascades to match the ability to respond to those conditions. Limited funding also requires prioritization of roads for snow and ice control, so that different levels of service will be employed for individual roads and sections of roads.

Eastern Washington Treatment Goals:

In Eastern Washington periodic snowfall events are typical and freezing temperatures and relatively drier conditions may persist for the duration of the winter season. The winter maintenance program (labor, equipment, and materials) is sized and developed to facilitate the movement and safety of traffic under normal expected winter conditions. The exceptional winter weather event in Eastern Washington is typically a wide spread ice storm or a snowstorm of severe intensity and duration.

The Snow and Ice program is funded and equipped based primarily on historical records and the average winter conditions collected and compared over time. When occasional extreme winter weather occurs, the program cannot provide the accustomed level of service because existing resources are insufficient for this type of event. Since these types of events happen infrequently, it would be inefficient management of resources to size and base a winter maintenance program for the exceptional winter weather event.

Western Washington Treatment Goals:

In Western Washington the winter season typically lasts from late November thru early March. The weather is generally cool and wet with occasional ice or snow events. The winter maintenance program (labor, equipment, and materials) is sized and based to facilitate the movement and safety of traffic under normal expected winter conditions. This will typically be when temperatures drop and create black ice or frost conditions. A light to moderate snowfall event may also occasionally take place. These are typically characterized by localized events. The exceptional winter weather event in Western Washington is going to be a heavy snowstorm, short in duration over a wide geographic area.

The Snow and Ice program is funded and equipped based primarily on historical records and the average winter conditions collected and compared over time. When the occasional heavy snow storm occurs, the program cannot provide the accustomed level of service because existing resources are insufficient for

this type of event. Since these types of events happen infrequently, it would be inefficient management of resources to size and base a winter maintenance program for the exceptional winter weather event.

Other Facilities:

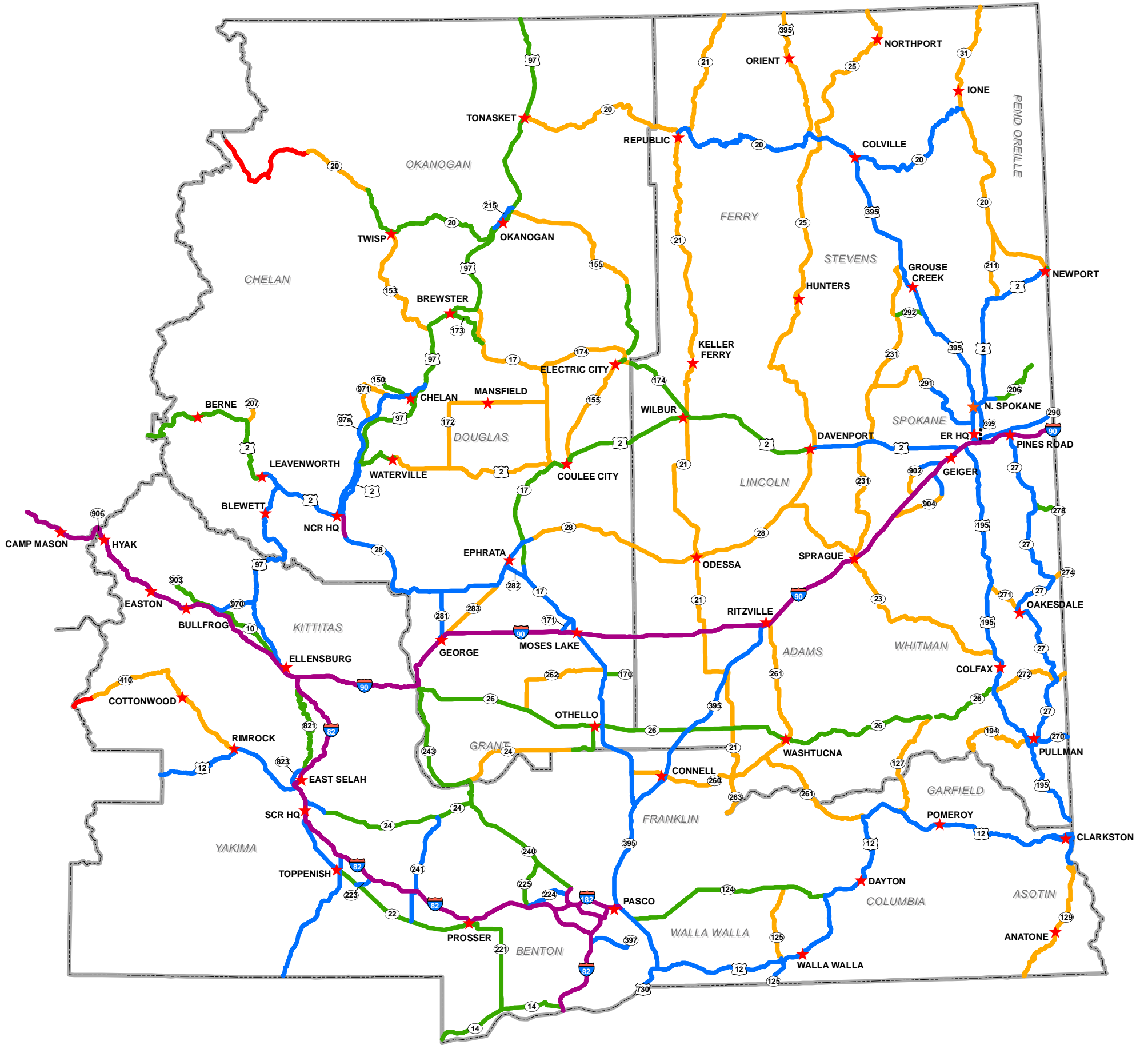
The primary function and mission of the Snow and Ice program is response to roadway conditions in order to keep traffic moving and to provide for the accustomed level of service. WSDOT recognizes that there are other facilities besides state highways that may rely upon state forces for winter response in order to keep those facilities functional. These can include WSDOT Ferries parking lots, Park & Ride lots, WSDOT regional and area facility lots and some sidewalks that were constructed using Federal Funds.

In all cases, response to roadway conditions will take precedence over any such activities, and these facilities will be handled on a “as conditions allow” basis. This may mean that such facilities will remain unmaintained until such time that all roadways in any given region are clear, level of service goals are met, and normal movement of goods and services is restored.

Treatment Level Goals	Washington State Department of Transportation Description of Roadway Treatment Actions
Level 1	<ol style="list-style-type: none"> 1. Pre-treat roadway with anti-icing chemicals as conditions* allow. 2. Apply deicing chemicals to roadway during a snow event to keep snow from accumulating and bonding to the pavement and to ease the process of mechanical removal. 3. If compact snow or black ice forms on the roadway, apply pre-wet solid chemicals to break the snow/ice bond and to assist the process of mechanical removal. Apply abrasive materials alone or in combination with deicers to maintain traction when necessary. Monitor conditions continually and apply resources as needed to return the pavement to bare and wet condition as soon as practical.
Level 2	<ol style="list-style-type: none"> 1. Maintain the same as Level 1 roadways to the extent that resources allow. 2. Apply continuous treatment and monitoring as resources are available. 3. Prioritize resources to Level 2 roadways as soon as Level 1 roadway treatment goals are met. Return pavement to bare and wet condition as soon as practical.
Level 3	<ol style="list-style-type: none"> 1. Pre-treat with anti-icing chemicals as conditions* as resources allow. 2. If snow accumulates, plow with or without the moderate use of pre-wet sand or salt 3. Treat accumulated snow and/or ice with the moderate use of pre-wet sand or salt. Return pavement to bare and wet condition as soon as Level 1 and Level 2 roadway treatment goals are met.
Level 4	<ol style="list-style-type: none"> 1. Limited pre-treatment of anti-icing chemicals for snow, black ice, frost or freezing rain as conditions allow. 2. If snow accumulates, plow with the limited use of prewet sand and/or solid deicing chemicals. 3. Treat existing amounts of compact snow and ice by plowing with the limited use of prewet sand and/or solid deicing chemicals.
Level 5	<ol style="list-style-type: none"> 1. Treat like level 4 roads while open. 2. Road will remain passable as conditions allow. 3. Road closed when conditions dictate.

* Wet conditions do not lend themselves to anti-icer pre-treatments due to material dilution.

EASTERN WASHINGTON TREATMENT LEVEL



Latest version: 10/20/2010
Supersedes Previous Editions



0 12.5 25 Miles

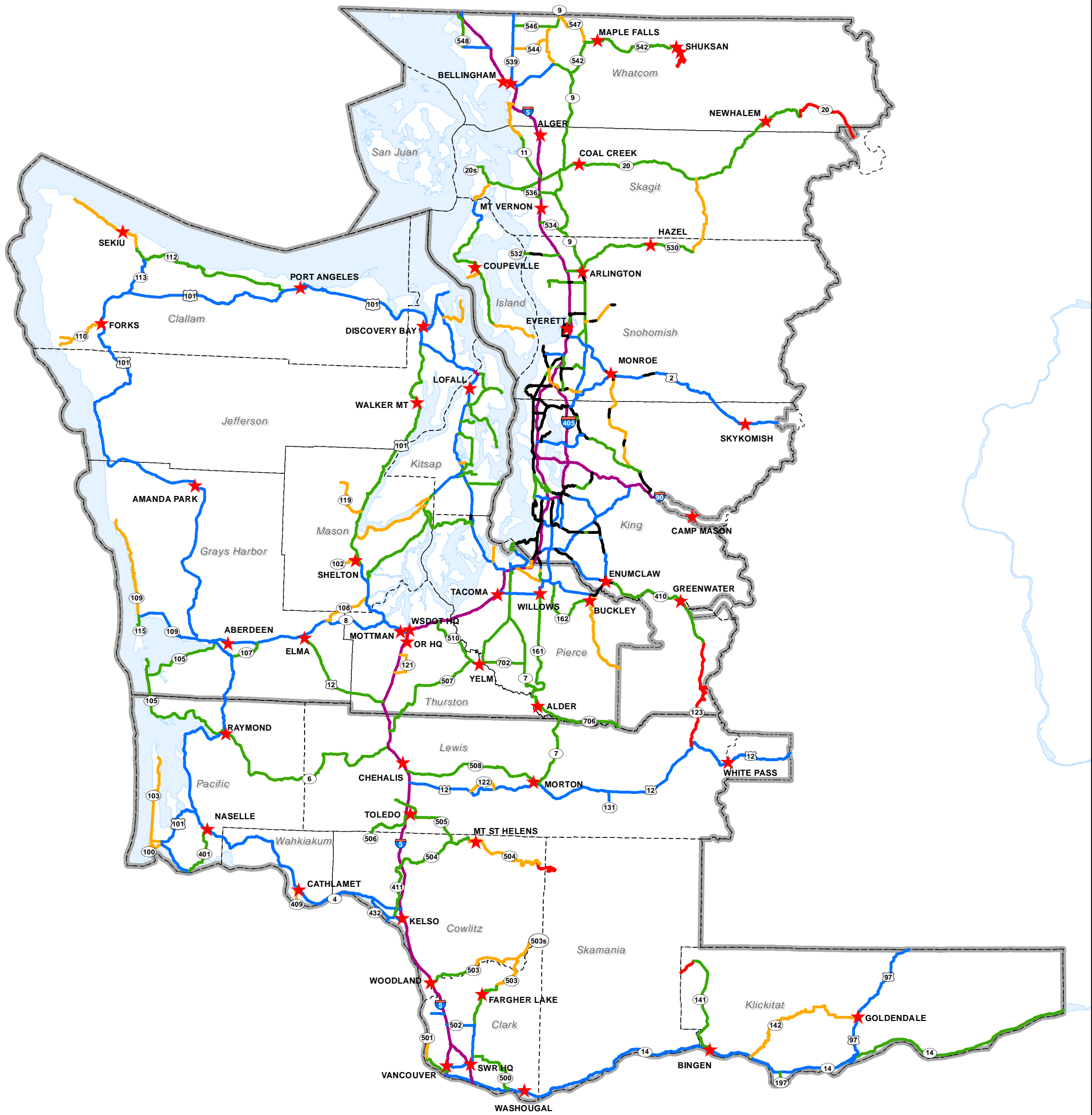
Treatment Level

- Level 1
- Level 2
- Level 3
- Level 4
- Level 5

- ★ WSDOT Maintenance Facility
- Regional Boundary
- County Boundary

Eastern Washington Snow and Ice Plan Roadway Treatment Goals

WESTERN WASHINGTON TREATMENT LEVEL



Latest version: 10/31/2011
Supersedes Previous Editions



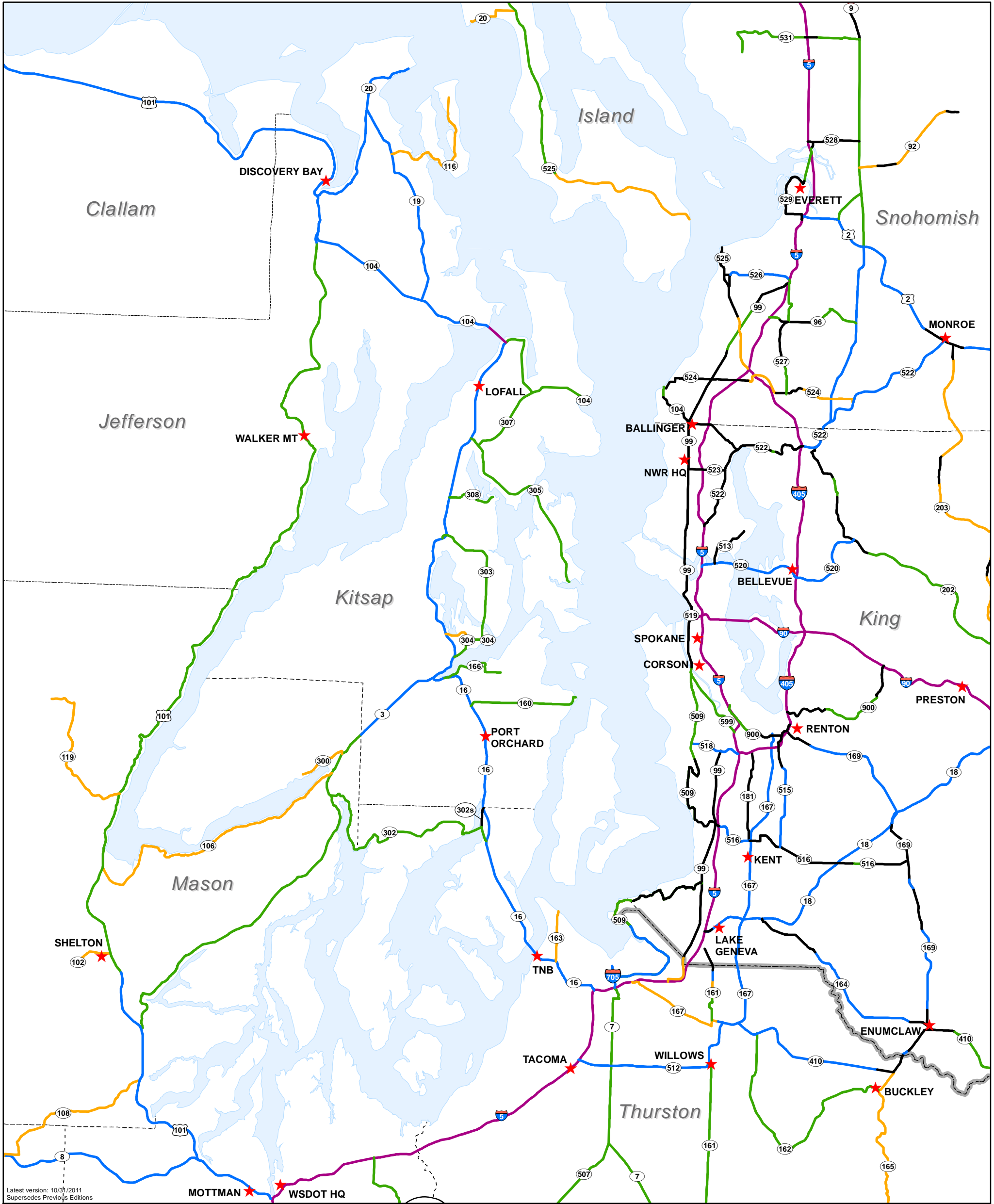
0 12.5 25 Miles

Treatment Level


- City Maintained
- Level 1
- Level 2
- Level 3
- Level 4
- Level 5
- ★ WSDOT Maintenance Facility
- Regional Boundary
- County Boundary

**Western Washington
Snow and Ice Plan
Roadway Treatment Goals**

PUGET SOUND REGION TREATMENT LEVEL



Latest version: 10/31/2011
Supersedes Previous Editions



0 3.5 7 Miles

Treatment Level

- City Maintained
- Level 1
- Level 2
- Level 3
- Level 4
- Level 5

- ★ WSDOT Maintenance Facility
- Regional Boundary
- County Boundary

Puget Sound Region Snow and Ice Plan Roadway Treatment Goals