
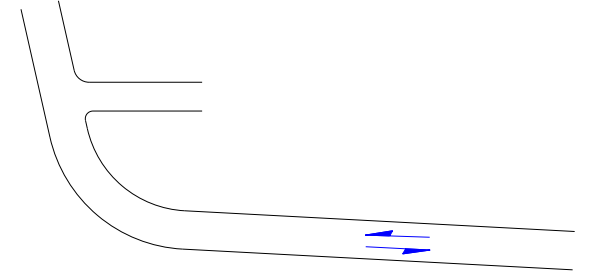
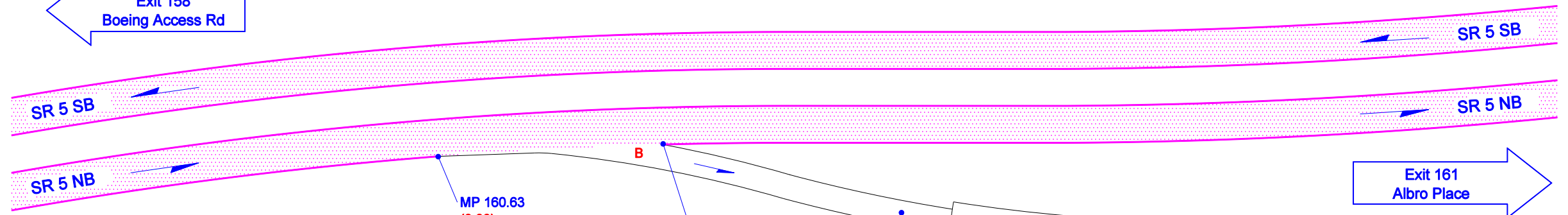


Corgiat Dr



Exit 158
Boeing Access Rd



SR 5 SB

SR 5 NB



Exit 161
Albro Place

MP 160.63
(0.00)

MP 160.71
(0.08)

005 P1 16063

(0.21)

Swift Ave

[0.00]

[0.16]

[0.25]

[0.37]

[0.40] FI
(0.29) P1

Mars Ave S

S Willow St

S Warsaw St

S Eddy St

Not To Scale

02/13/2013

KLK

WSDOT NORTHWEST REGION

SEATTLE, KING COUNTY

JUNCTION SWIFT AVE

SR 5 - EXIT 161