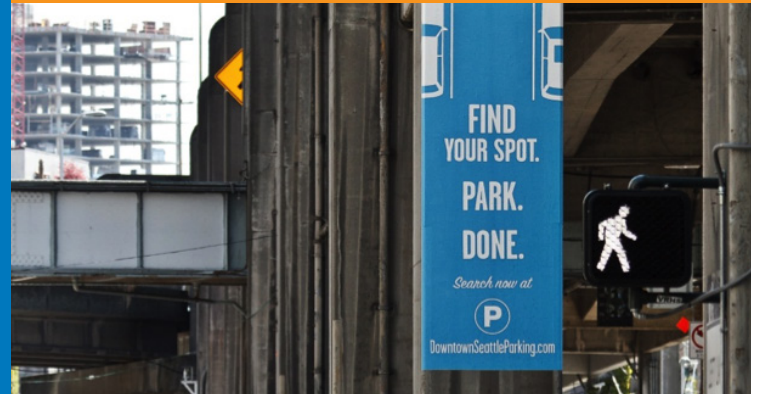




SR 99 TUNNEL PROJECT PARKING MITIGATION PROGRAM



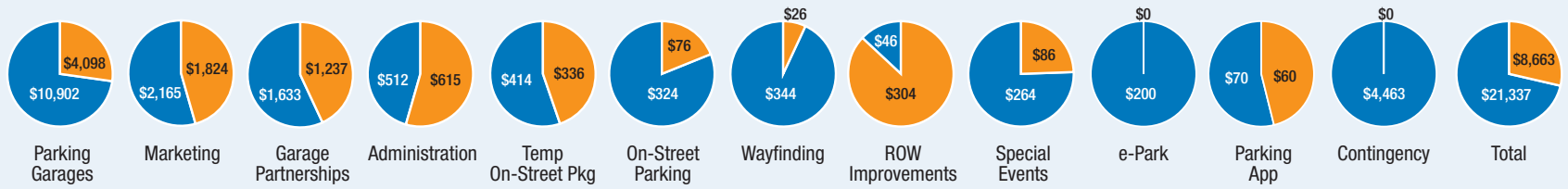
Washington State Department of Transportation

in partnership with



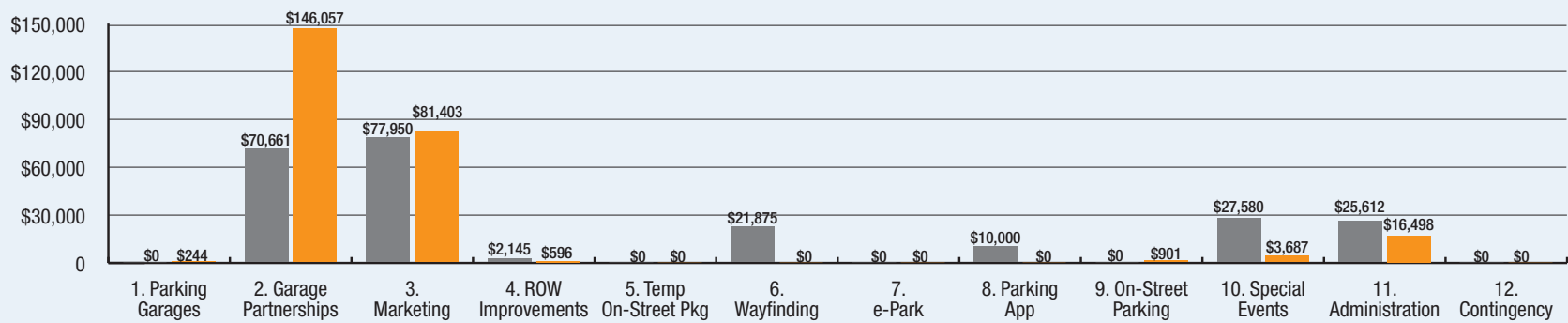
Parking Mitigation Costs by Strategy – Project to Date

Spent (orange) Remainder (blue) Note: Cost in \$ x 1,000



Parking Mitigation Costs by Strategy – May 2014

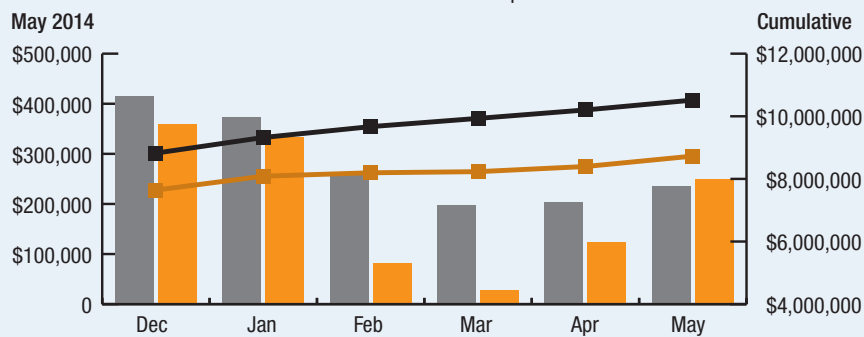
Dec '13 Plan (grey) Spent (orange)



Notes: 1. ● 2. ● Paid first quarter invoices 3. ● 4. ● 5. ● 6. ● Implementation delayed 7. ● 8. ● No major updates to parking app needed
9. ● 10. ● Waiting for all Mother's Day invoices 11. ● WSDOT staff reductions 12. ●

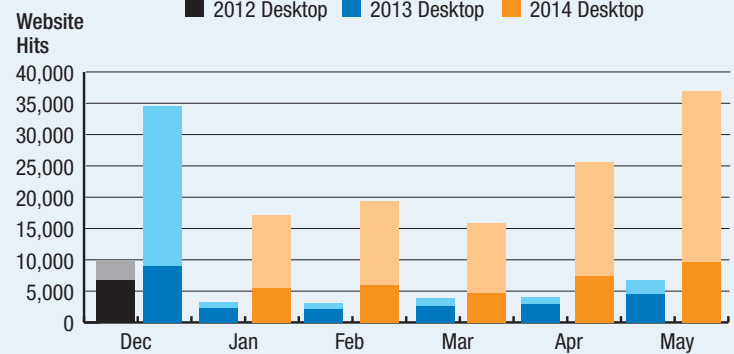
Parking Mitigation Program Costs

Cumulative Dec '13 Plan (black line) Cumulative Spent (orange line)
Dec '13 Plan (grey bar) Spent (orange bar)



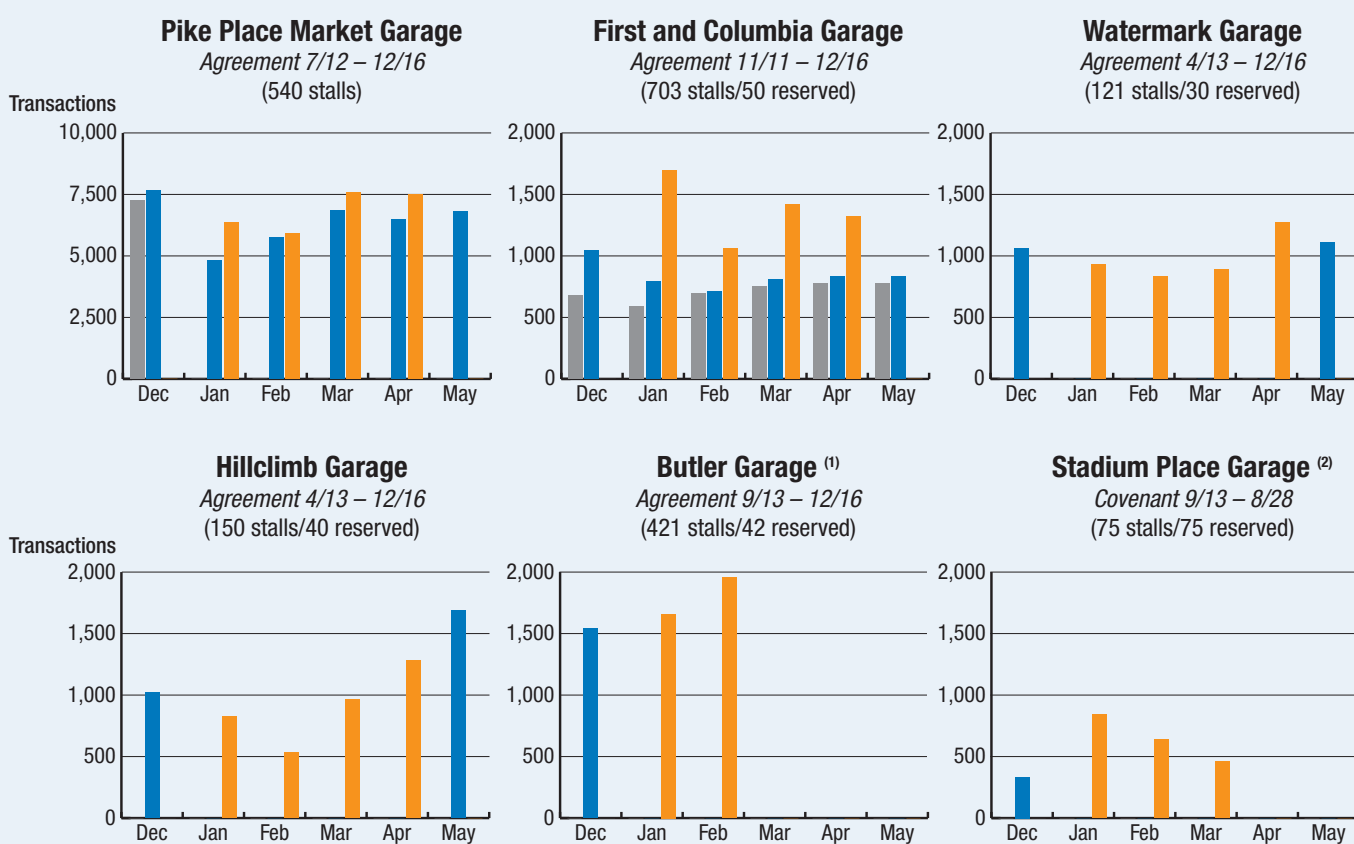
Website Utilization

2012 Mobile (grey), 2013 Mobile (light blue), 2014 Mobile (orange), 2012 Desktop (black), 2013 Desktop (dark blue), 2014 Desktop (yellow)



Garage Utilization

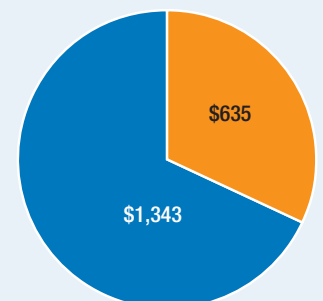
2012 (grey), 2013 (blue), 2014 (orange)



Garage Partnership Budget

Spent (orange), Remainder (blue)

Notes:
1. Cost in \$ x 1,000
2. Garage budget and expenditures exclude garage improvements, signage and e-park
3. Cost does not include Stadium Place Garage or Pike Place Market Garage covenants



Average cost per transaction to date = \$3.34
Average length of stay = 2.6 hours
Total transactions to date = 225,223
Total stalls = 2,010