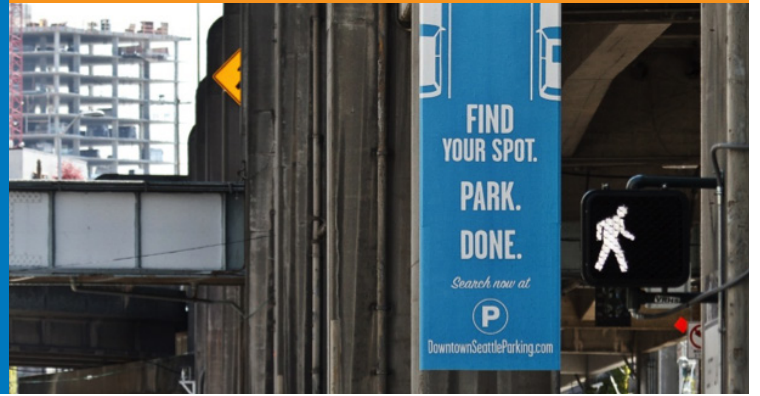




SR 99 TUNNEL PROJECT PARKING MITIGATION PROGRAM



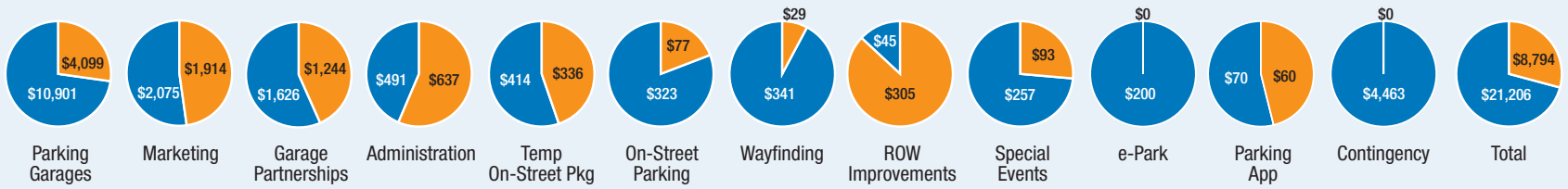
Washington State
Department of Transportation

in partnership with



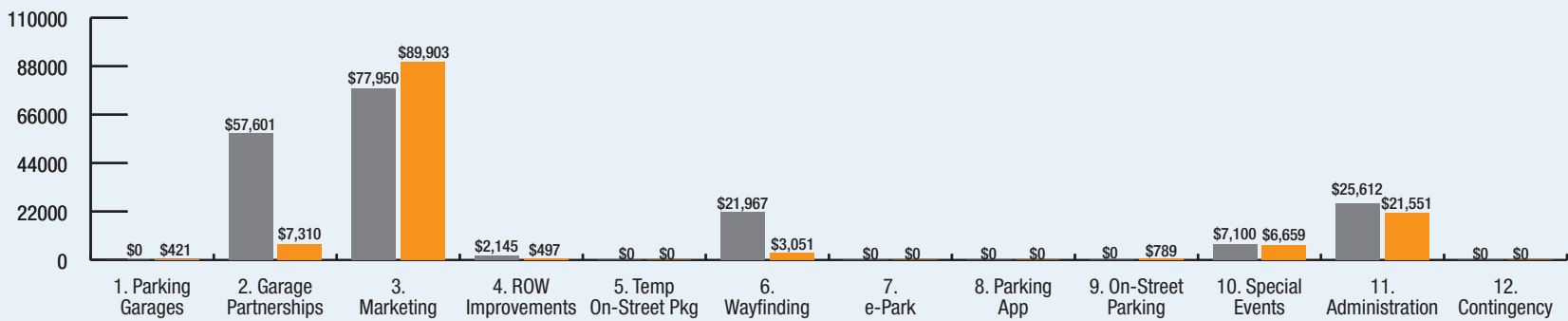
Parking Mitigation Costs by Strategy – Project to Date

Spent Remainder *Note: Cost in \$ x 1,000*



Parking Mitigation Costs by Strategy – June 2014

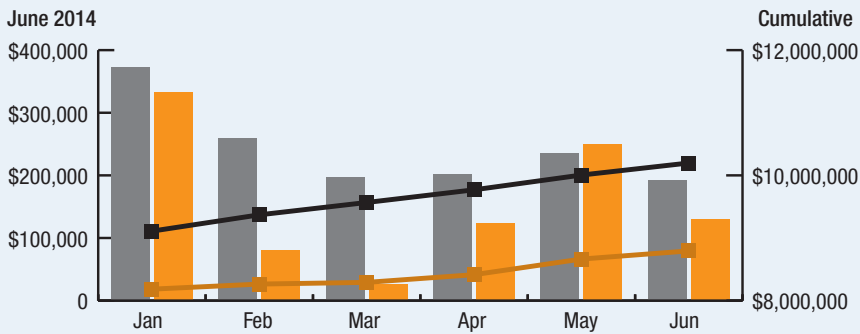
Dec '13 Plan Spent



Notes: 1. Started Pike Place covenant negotiations. 2. Partial payment for June. Remainder to be paid in July. 3. 4. 5. 6. Implementation delayed 7. 8. 9. 10. 11. 12.

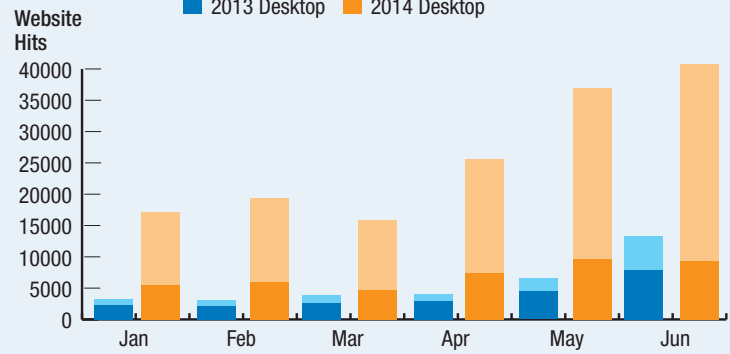
Parking Mitigation Program Costs

Cumulative Dec '13 Plan Cumulative Spent
Dec '13 Plan Spent



Website Utilization

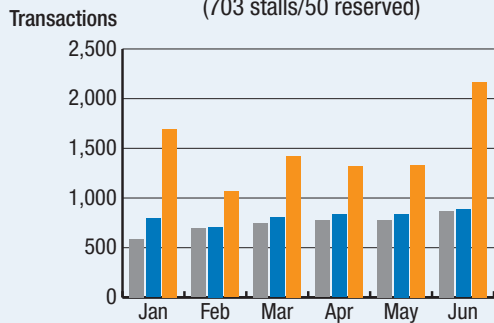
2013 Mobile 2014 Mobile
2013 Desktop 2014 Desktop



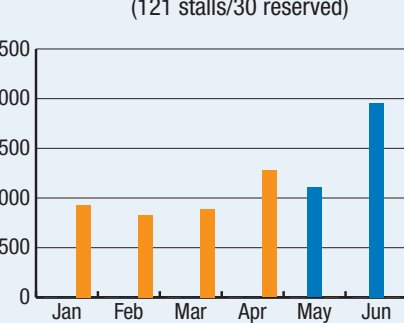
Garage Utilization

2012 2013 2014

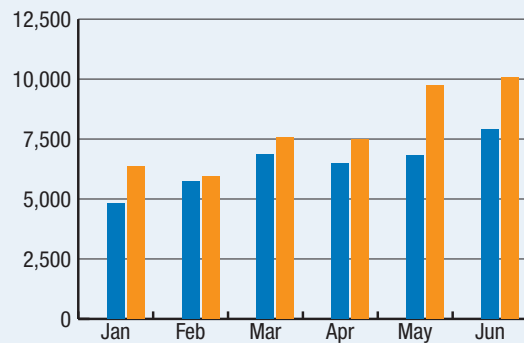
First and Columbia Garage
Agreement 11/11 – 12/16
(703 stalls/50 reserved)



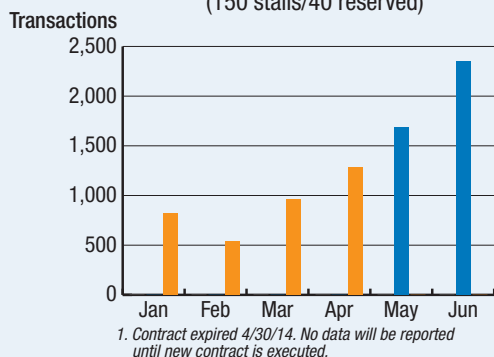
Watermark Garage (1)
Agreement 4/13 – 12/16
(121 stalls/30 reserved)



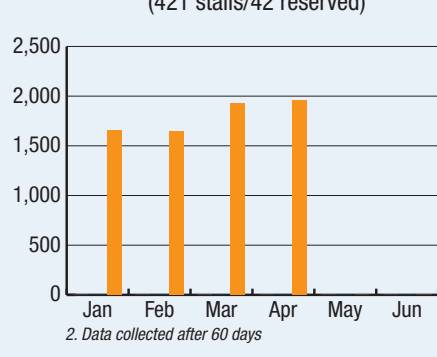
Pike Place Market Garage
Agreement 7/12 – 12/16
(540 stalls)



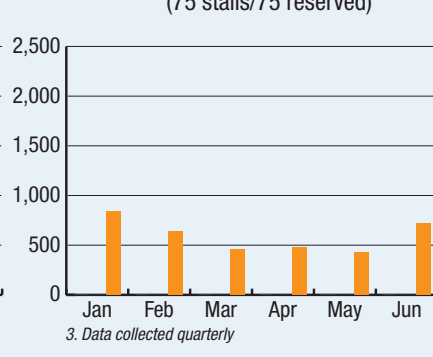
Hillclimb Garage (1)
Agreement 4/13 – 12/16
(150 stalls/40 reserved)



Butler Garage (2)
Agreement 9/13 – 12/16
(421 stalls/42 reserved)

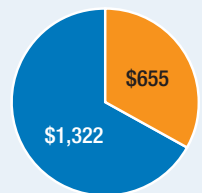


Stadium Place Garage (3)
Covenant 9/13 – 8/28
(75 stalls/75 reserved)



Garage Partnership Budget

Spent Remainder



Average cost per transaction to date = \$3.40
Average length of stay = 2.6 hours
Total transactions to date = 247,215
Total stalls = 2,010

Notes:
1. Cost in \$ x 1,000
2. Garage budget and expenditures exclude garage improvements, signage and e-park
3. Cost does not include Stadium Place Garage or Pike Place Market Garage covenants