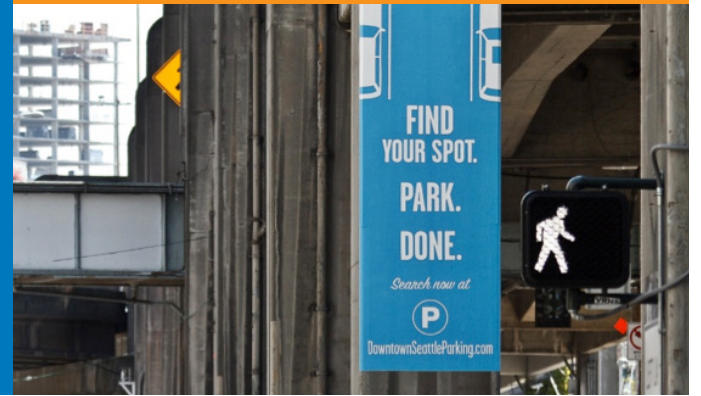




SR 99 TUNNEL PROJECT PARKING MITIGATION PROGRAM



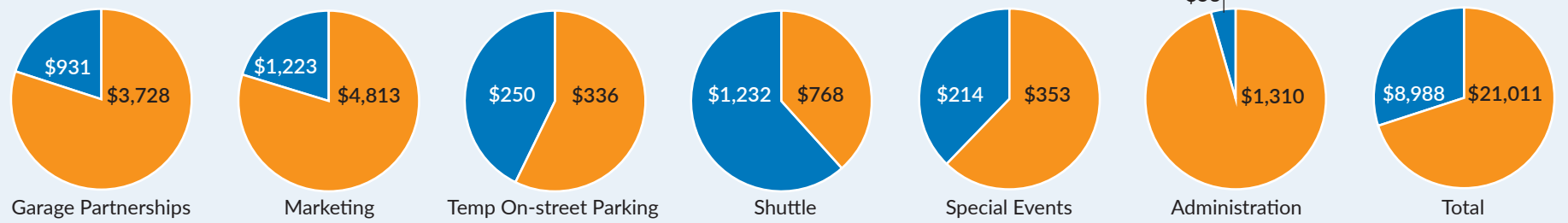
Washington State
Department of Transportation

in partnership with



Parking Mitigation Costs by Strategy* - Project to Date

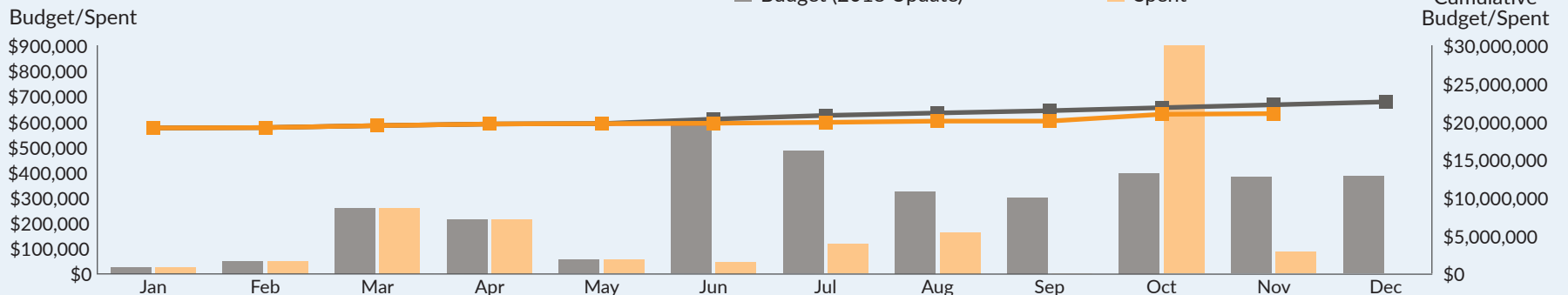
Note: Cost in \$ x 1,000



*Completed strategies not shown

Parking Mitigation Program Costs

■ Cumulative Budget (2018 Update) ■ Cumulative Spent
■ Budget (2018 Update) ■ Spent

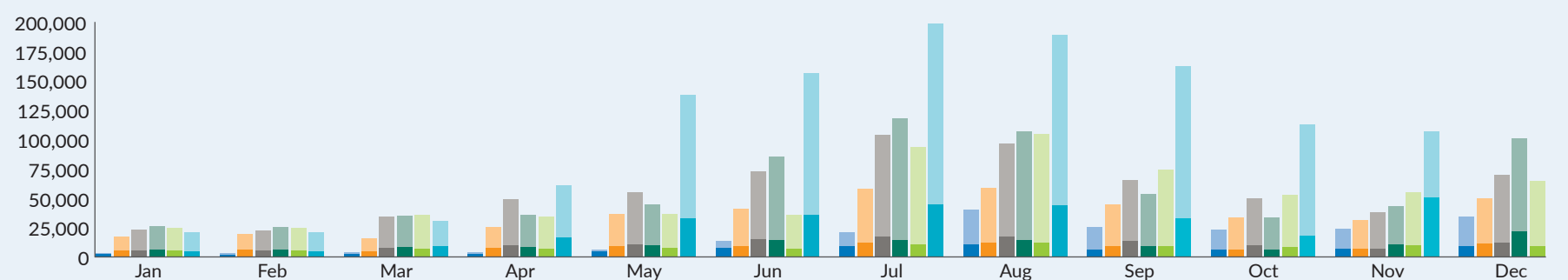


Note: Garage expenditures through August 2018 activity. Balance of the program through October 2018. Garage payments to catch up in December business.

Website Utilization

■ 2013 Mobile ■ 2014 Mobile ■ 2015 Mobile ■ 2016 Mobile ■ 2017 Mobile ■ 2018 Mobile
■ 2013 Desktop ■ 2014 Desktop ■ 2015 Desktop ■ 2016 Desktop ■ 2017 Desktop ■ 2018 Desktop

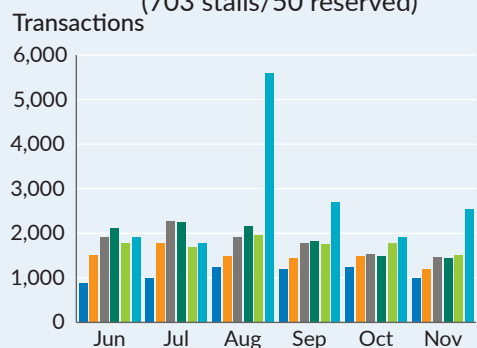
Website Hits



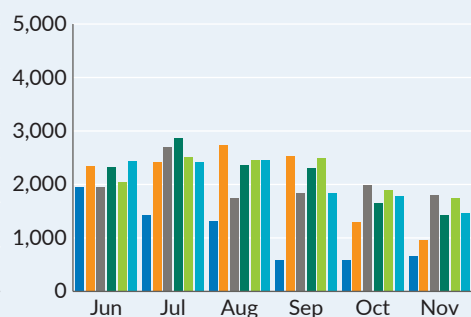
Garage Utilization

■ 2013 ■ 2014 ■ 2015 ■ 2016 ■ 2017 ■ 2018

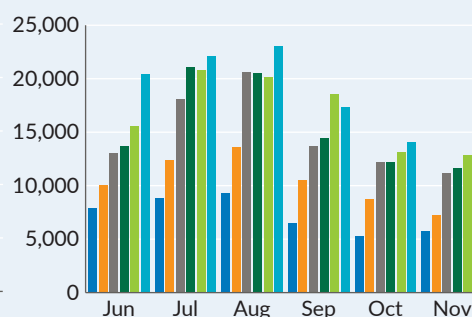
First and Columbia Garage[‡]
Agreement 11/11 - 6/18
(703 stalls/50 reserved)



Watermark Garage
Agreement 4/13 - 12/19
(121 stalls/30 reserved)

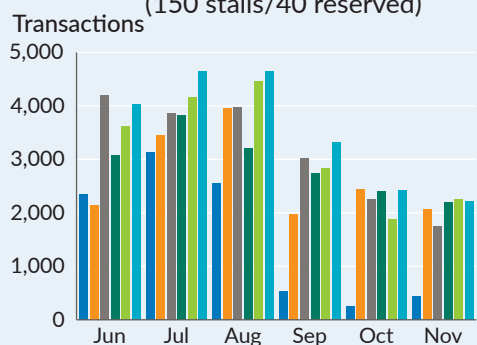


Pike Place Market Garage
Agreement 7/12 - 12/25
(840 stalls)

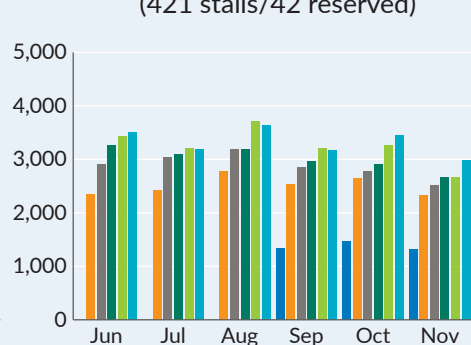


[‡]New operator as of August 2018.

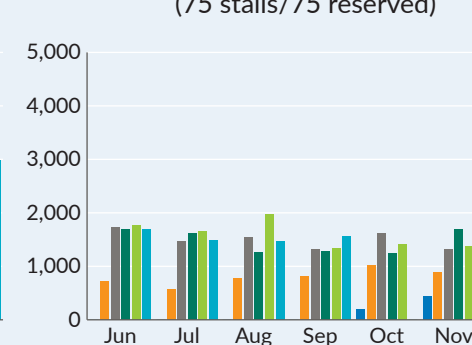
Hillclimb Garage
Agreement 4/13 - 12/19
(150 stalls/40 reserved)



Butler Garage
Agreement 9/13 - 12/19
(421 stalls/42 reserved)



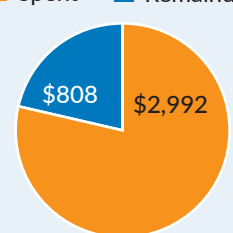
Stadium Place Garage*
Covenant 9/13 - 8/28
(75 stalls/75 reserved)



*Data collected quarterly.

Garage Partnership Budget

■ Spent ■ Remainder



- Average cost per transaction to date = \$2.06
- Average length of stay = 2.6 hours
- Total transactions to date = 1,603,018
- Total stalls = 2,310

- Notes:
- Cost in \$ x 1,000
 - Garage budget and expenditures exclude garage improvements, signage and e-park
 - Cost does not include Stadium Place Garage or Pike Place Market Garage covenants