



SR 99 TUNNEL PROJECT PARKING MITIGATION PROGRAM



Washington State
Department of Transportation

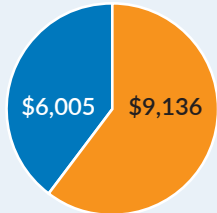
in partnership with



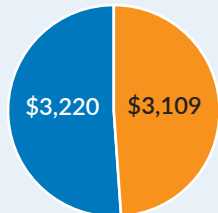
Parking Mitigation Costs by Strategy* - Project to Date

Note: Cost in \$ x 1,000

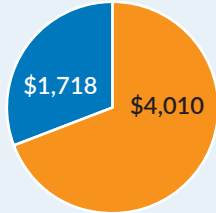
Spent Remainder



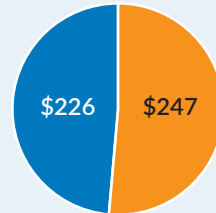
Parking Garages



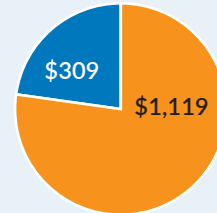
Garage Partnerships



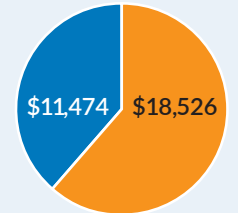
Marketing



Special Events



Administration

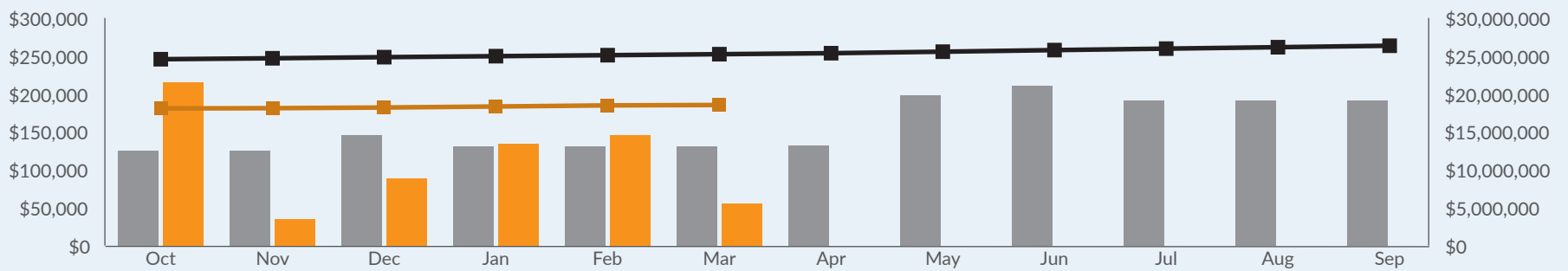


Total

*Completed strategies not shown

Parking Mitigation Program Costs

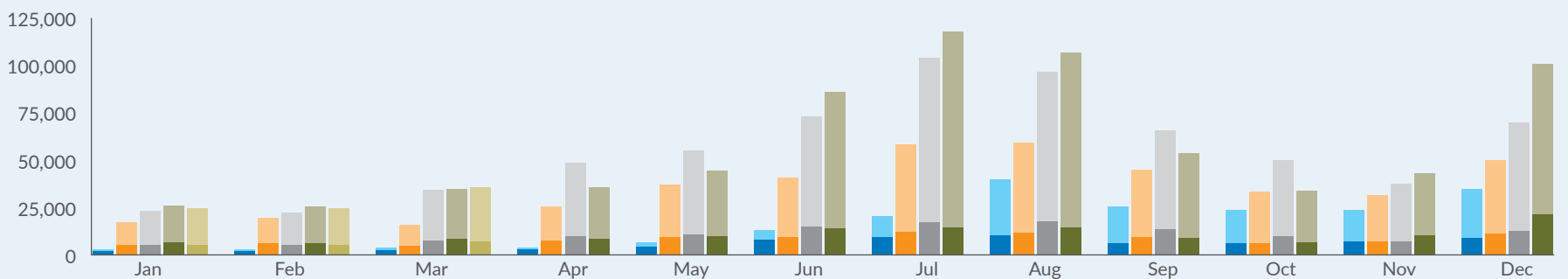
Cumulative Budget (2016 Update) Cumulative Spent
Budget (2016 Update) Spent



Website Utilization

2013 Mobile 2014 Mobile 2015 Mobile 2016 Mobile 2017 Mobile
2013 Desktop 2014 Desktop 2015 Desktop 2016 Desktop 2017 Desktop

Website Hits

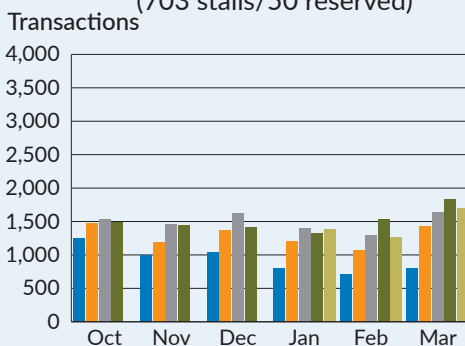


Garage Utilization

2013 2014 2015 2016 2017

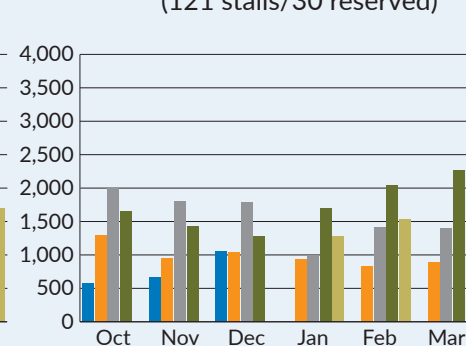
First and Columbia Garage

Agreement 11/11 - 12/16
(703 stalls/50 reserved)



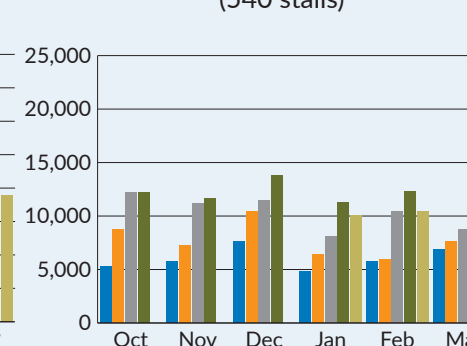
Watermark Garage

Agreement 4/13 - 12/16
(121 stalls/30 reserved)



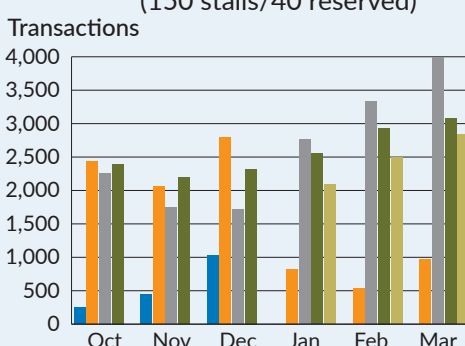
Pike Place Market Garage

Agreement 7/12 - 12/16
(540 stalls)



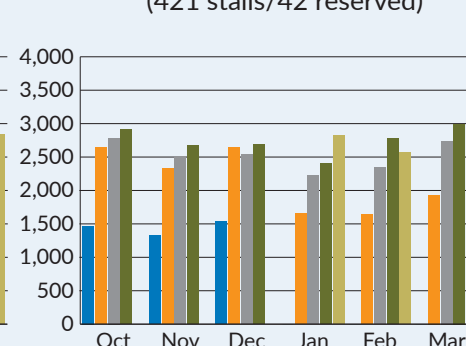
Hillclimb Garage

Agreement 4/13 - 12/16
(150 stalls/40 reserved)



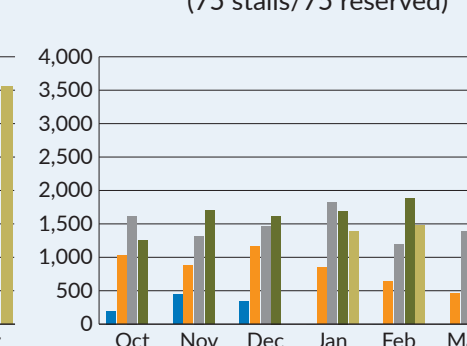
Butler Garage

Agreement 9/13 - 12/16
(421 stalls/42 reserved)



Stadium Place Garage*

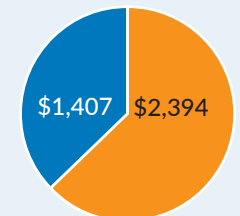
Covenant 9/13 - 8/28
(75 stalls/75 reserved)



*Data collected quarterly.

Garage Partnership Budget

Spent Remainder



Average cost per transaction to date = \$2.47

Average length of stay = 2.6 hours

Total transactions to date = 1,032,344

Total stalls = 2,010

Notes:

1. Cost in \$ x 1,000
2. Garage budget and expenditures exclude garage improvements, signage and e-park
3. Cost does not include Stadium Place Garage or Pike Place Market Garage covenants