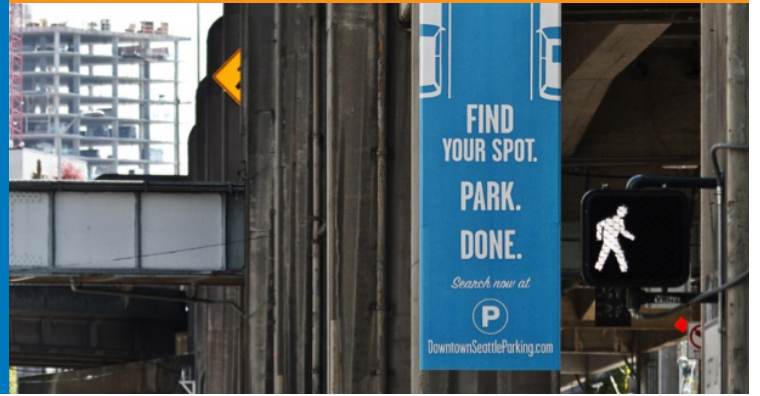




SR 99 TUNNEL PROJECT PARKING MITIGATION PROGRAM



Washington State
Department of Transportation

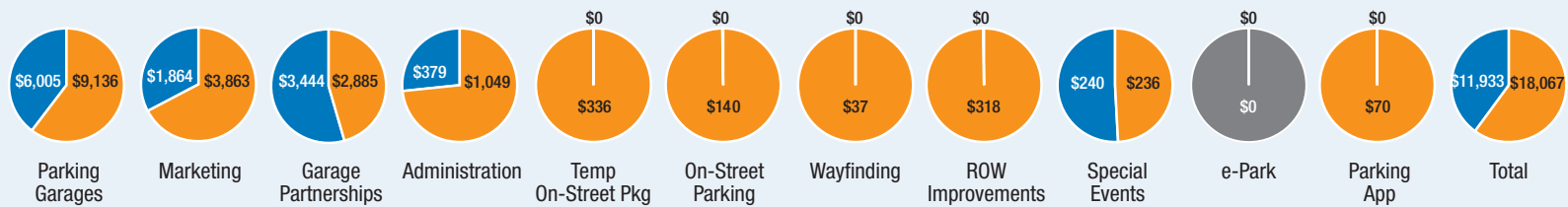
in partnership with



Parking Mitigation Costs by Strategy – Project to Date


Spent (orange) Remainder (blue)

Note: Cost in \$ x 1,000



Parking Mitigation Costs by Strategy

Budget (2016 Update) (grey) Spent (orange)

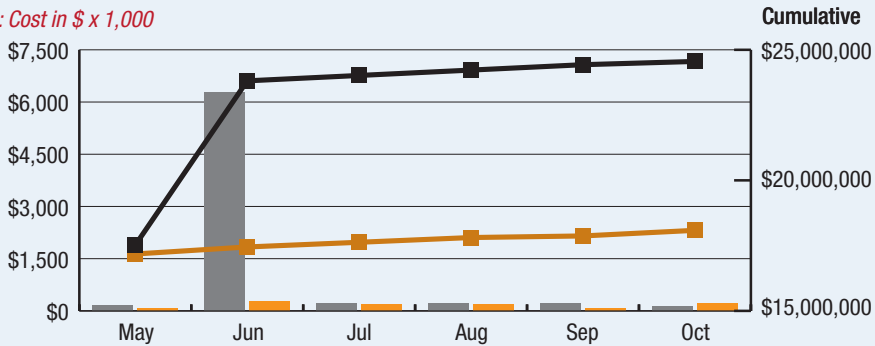


Notes: 1. ● 2. ● 2 months of invoices paid in October 3. ● 2 months of invoices paid in October 4. ● 5. ● 6. ● 7. ● 8. ● 9. ● 10. ● 11. ●

Parking Mitigation Program Costs

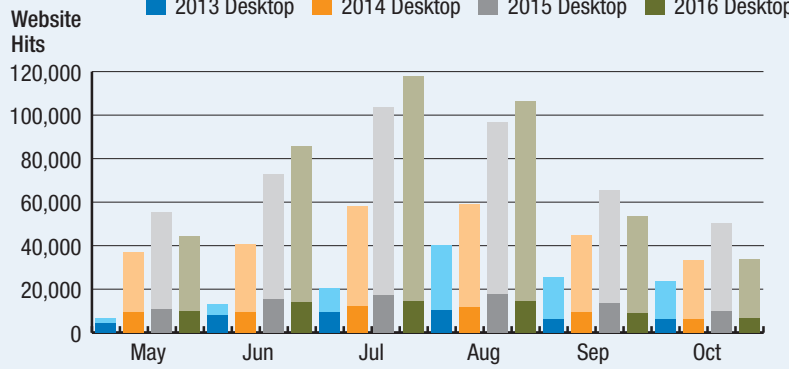
Cumulative Budget (2016 Update) (black line), Budget (2016 Update) (grey bars), Cumulative Spent (orange line), Spent (orange bars)

Note: Cost in \$ x 1,000



Website Utilization

2013 Mobile (light blue), 2014 Mobile (orange), 2015 Mobile (grey), 2016 Mobile (green), 2013 Desktop (dark blue), 2014 Desktop (yellow), 2015 Desktop (dark grey), 2016 Desktop (dark green)

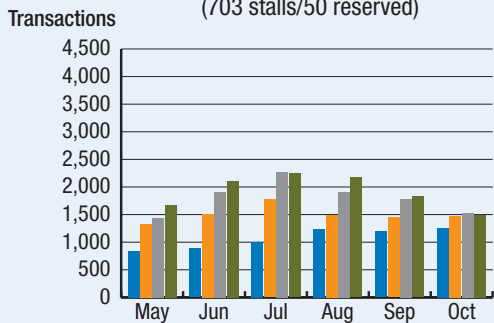


Garage Utilization

2013 (blue), 2014 (orange), 2015 (grey), 2016 (green)

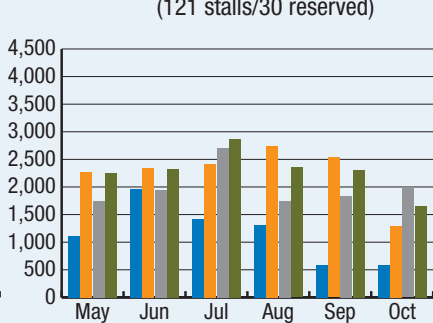
First and Columbia Garage

Agreement 11/11 – 12/16
(703 stalls/50 reserved)



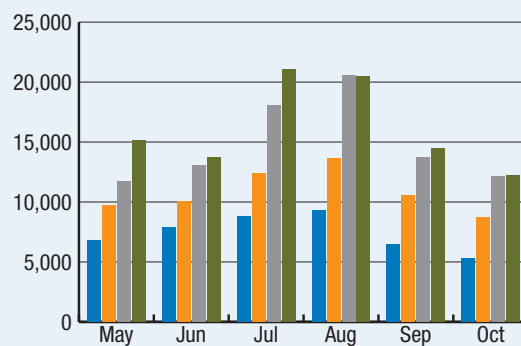
Watermark Garage

Agreement 4/13 – 12/16
(121 stalls/30 reserved)



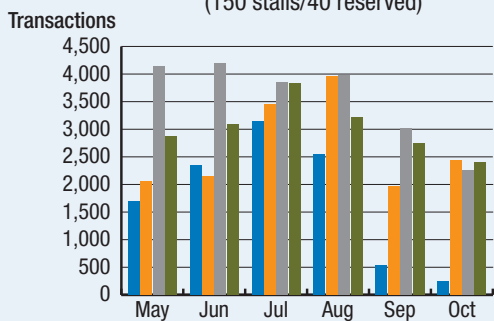
Pike Place Market Garage

Agreement 7/12 – 12/16
(540 stalls)



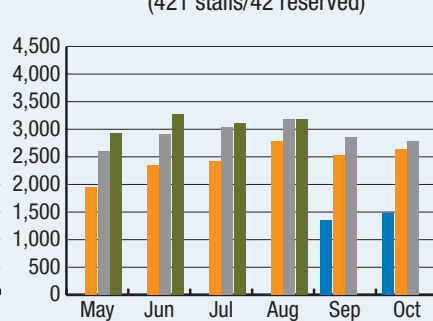
Hillclimb Garage

Agreement 4/13 – 12/16
(150 stalls/40 reserved)



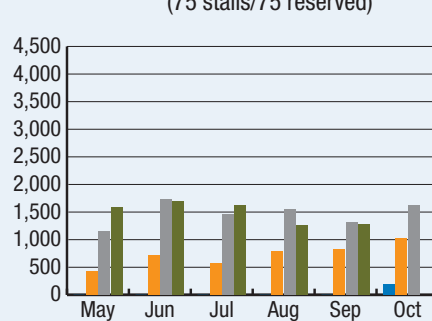
Butler Garage (1)

Agreement 9/13 – 12/16
(421 stalls/42 reserved)



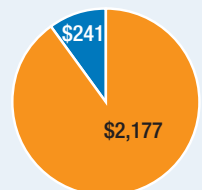
Stadium Place Garage (2)

Covenant 9/13 – 8/28
(75 stalls/75 reserved)



Garage Partnership Budget

Spent (orange) Remainder (blue)



Average cost per transaction to date = \$6.36

Average length of stay = 2.6 hours

Total transactions to date = 917,787

Total stalls = 2,010

Notes:

1. Cost in \$ x 1,000

2. Garage budget and expenditures exclude garage improvements, signage and e-park

3. Cost does not include Stadium Place Garage or Pike Place Market Garage covenants