



SR 99 TUNNEL PROJECT PARKING MITIGATION PROGRAM



Washington State
Department of Transportation

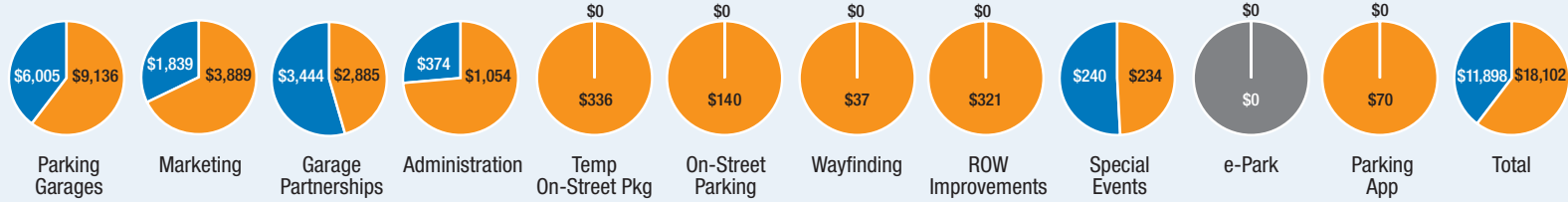
in partnership with



Parking Mitigation Costs by Strategy – Project to Date


Spent Remainder

Note: Cost in \$ x 1,000



Parking Mitigation Costs by Strategy – November 2016

Budget (2016 Update) Spent

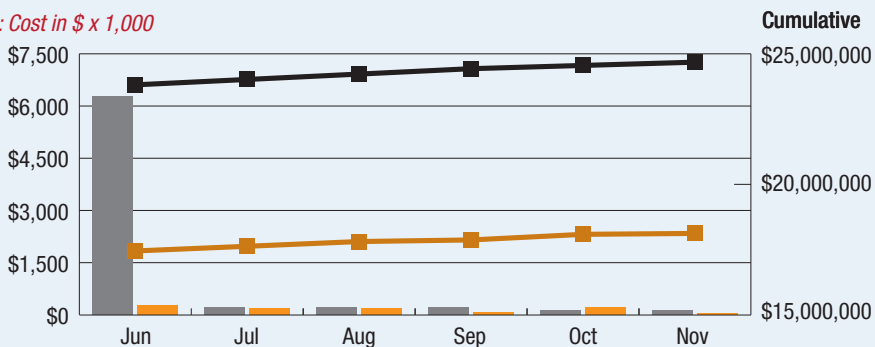


Notes: 1. • 2. • October and November garage invoices to be paid in December 3. • 4. • Final charges for removal of lighting 5. • 6. • 7. • 8. • 9. • 10. • 11. •

Parking Mitigation Program Costs

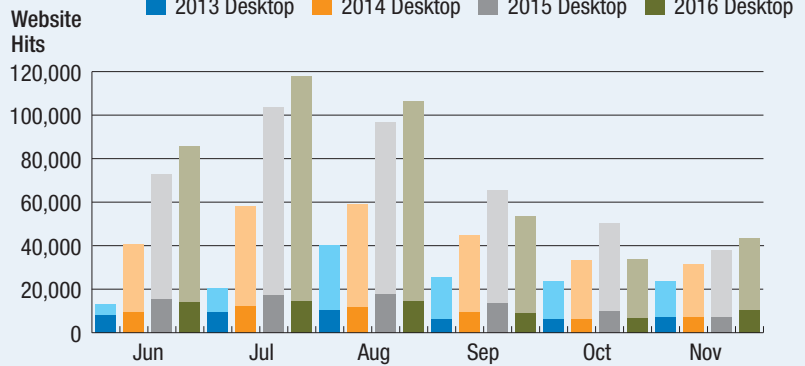
Cumulative Budget (2016 Update) Budget (2016 Update) Cumulative Spent Spent

Note: Cost in \$ x 1,000



Website Utilization

2013 Mobile 2014 Mobile 2015 Mobile 2016 Mobile 2013 Desktop 2014 Desktop 2015 Desktop 2016 Desktop

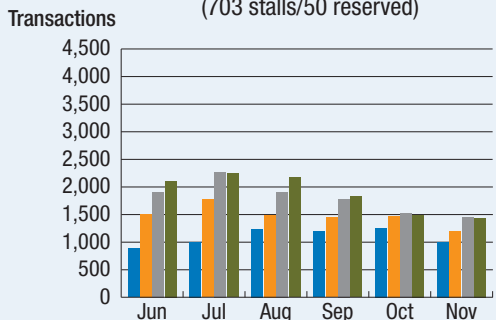


Garage Utilization

2013 2014 2015 2016

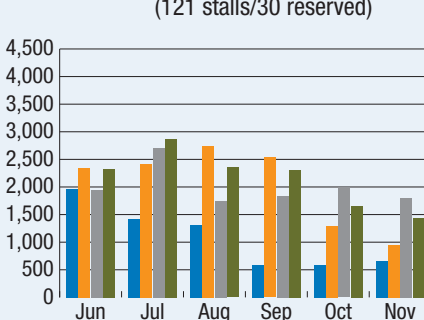
First and Columbia Garage

Agreement 11/11 – 12/16
(703 stalls/50 reserved)



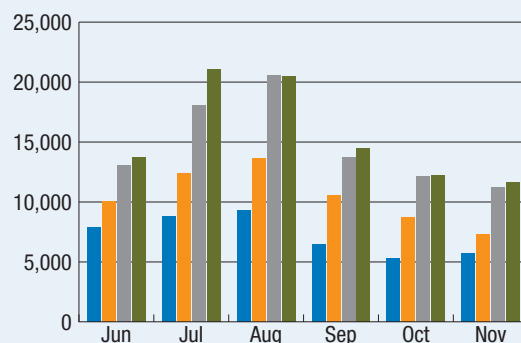
Watermark Garage

Agreement 4/13 – 12/16
(121 stalls/30 reserved)



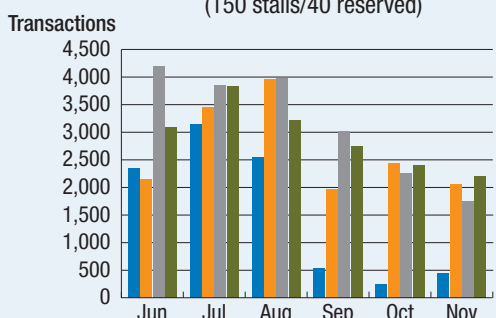
Pike Place Market Garage

Agreement 7/12 – 12/16
(540 stalls)



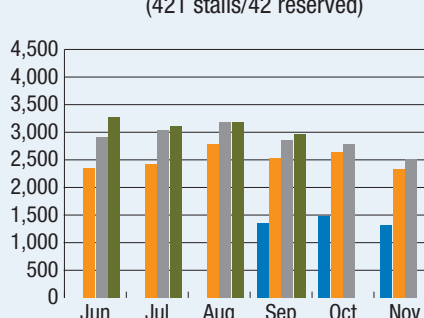
Hillclimb Garage

Agreement 4/13 – 12/16
(150 stalls/40 reserved)



Butler Garage ⁽¹⁾

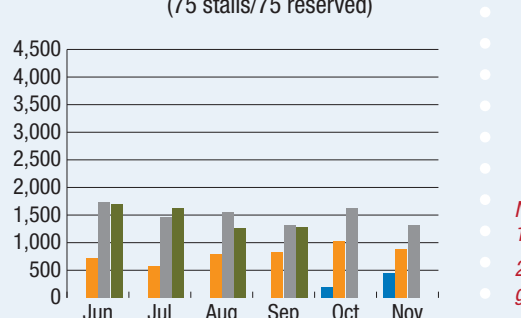
Agreement 9/13 – 12/16
(421 stalls/42 reserved)



1. Data collected after 60 days

Stadium Place Garage ⁽²⁾

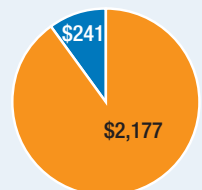
Covenant 9/13 – 8/28
(75 stalls/75 reserved)



2. Data collected quarterly

Garage Partnership Budget

Spent Remainder



Average cost per transaction to date = \$6.49

Average length of stay = 2.6 hours

Total transactions to date = 937,423

Total stalls = 2,010

Notes:

1. Cost in \$ x 1,000

2. Garage budget and expenditures exclude garage improvements, signage and e-park

3. Cost does not include Stadium Place Garage or Pike Place Market Garage covenants