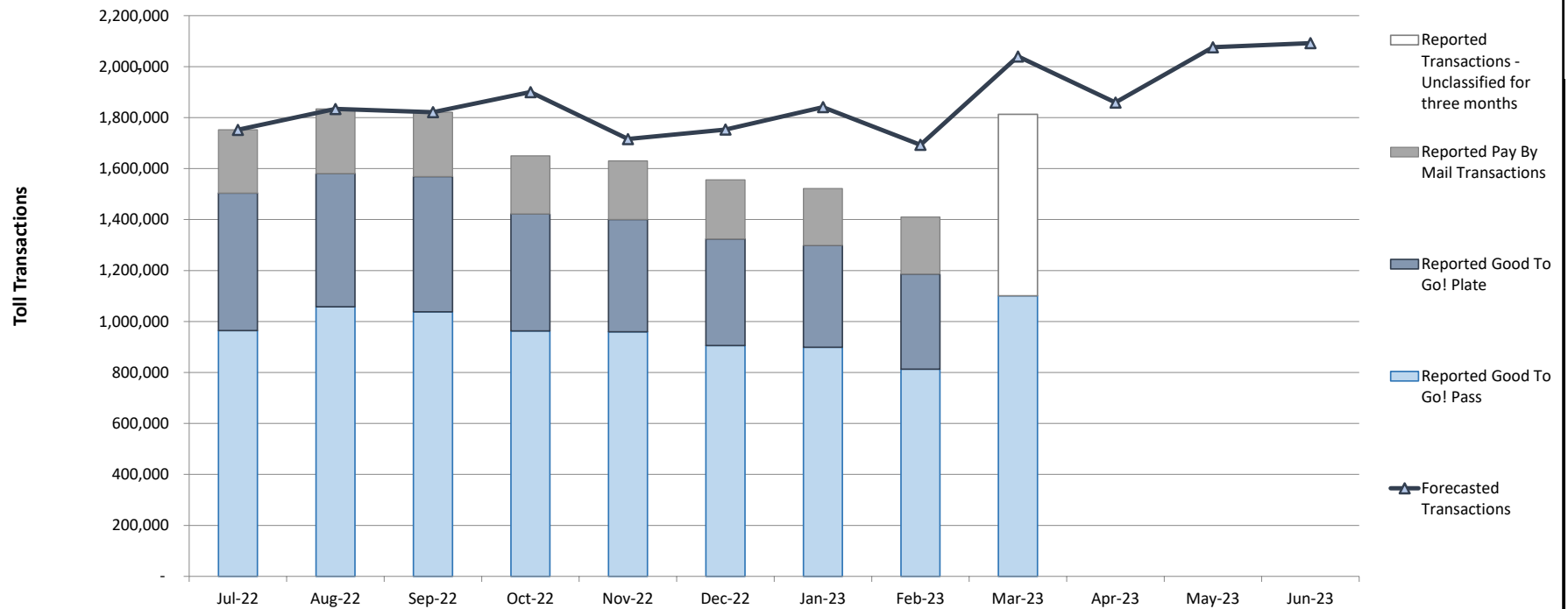


## SR 520 Forecasted and Reported Toll Traffic - Fiscal Year 2023 Updated 6/1/2023

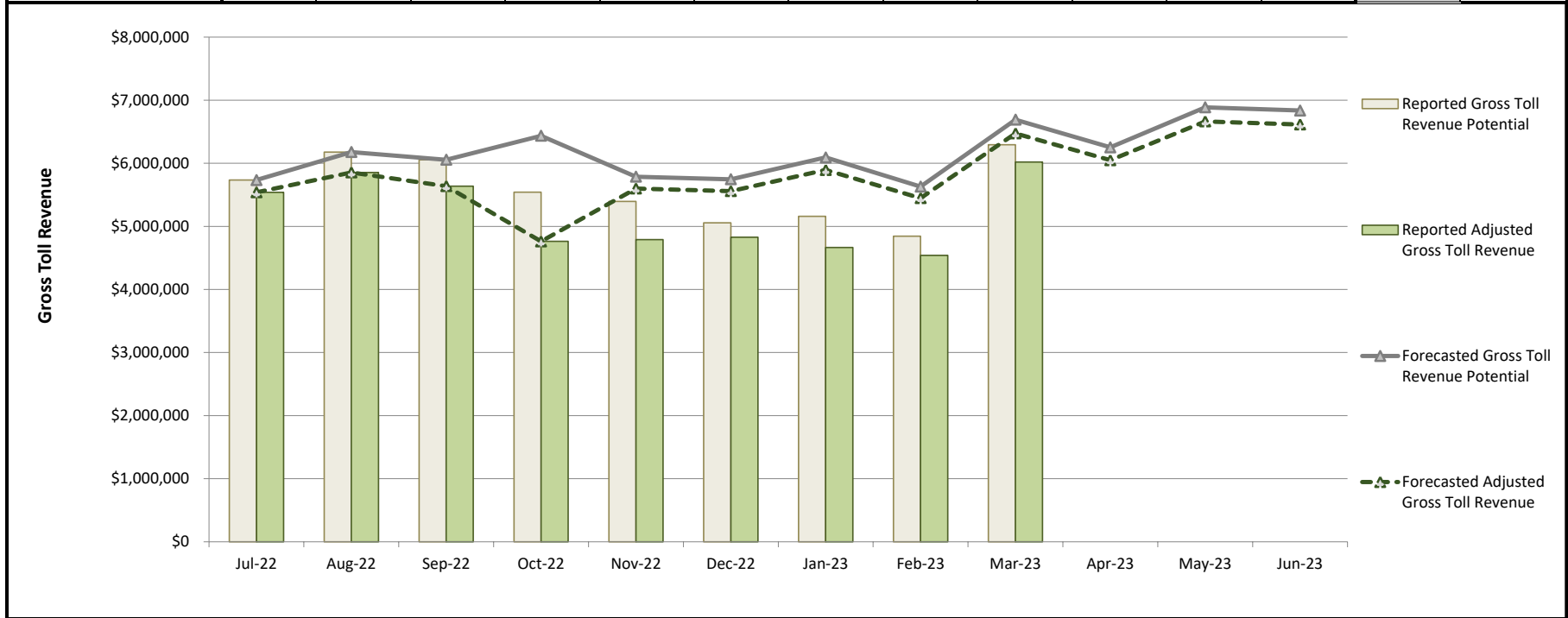
TOLL TRANSACTIONS		Jul-22	Aug-22	Sep-22	Oct-22	Nov-22	Dec-22	Jan-23	Feb-23	Mar-23	Apr-23	May-23	Jun-23	Fiscal Year To Date	Annual Total <sup>5</sup>
Weekend Closure Days <sup>1</sup>	Forecasted	2.00	2.00	-	3.00	3.00	3.00	2.50	2.50	2.50	2.00	2.00	2.00	20.50	26.50
	Reported	2.00	2.00	-	2.00	-	-	4.00	2.02	-	-	-	-	12.02	12.02
Weeknight Closures <sup>2</sup>	Forecasted	1.00	1.00	0.50	0.33	0.33	0.33	1.67	1.67	1.67	2.33	2.33	2.33	8.50	15.50
	Reported	1.00	1.00	0.50	0.50	-	-	2.00	1.00	-	-	-	-	6.00	6.00
Forecasted Transactions <sup>3</sup>		1,751,902	1,833,817	1,821,136	1,900,000	1,716,000	1,753,000	1,841,000	1,693,000	2,040,000	1,859,000	2,076,000	2,092,000	16,349,855	22,377,000
Reported Transactions <sup>4</sup>		1,751,902	1,833,817	1,821,136	1,649,524	1,629,906	1,555,716	1,521,888	1,409,741	1,812,540				14,986,170	-
Variance From Forecast		-	-	-	(250,476)	(86,094)	(197,284)	(319,112)	(283,259)	(227,460)	-	-	-	(1,363,685)	-
Variance - % Change		-	-	-	(13.2%)	(5.0%)	(11.3%)	(17.3%)	(16.7%)	(11.2%)	-	-	-	(8.3%)	-
Reported Good To Go! Pass		55.1%	57.7%	57.0%	58.4%	58.9%	58.2%	59.1%	57.7%	60.7%	-	-	-	57.7%	59.9%
Reported Good To Go! Plate		30.8%	28.5%	29.1%	27.8%	27.0%	26.9%	26.3%	26.4%	-	-	-	-	27.9%	26.9%
Reported Pay By Mail		14.1%	13.8%	13.9%	13.8%	14.1%	14.9%	14.7%	15.9%	-	-	-	-	14.4%	13.1%



- Notes:**
- 1 Forecasted weekend construction related closures as provided by the WSDOT - November 2022 TRFC Forecast. A value of 1.0 represents a 24 hour (12 AM to 12 AM) two-way weekend closure of SR 520.
  - 2 Forecasted weekday night construction related closures as provided by the WSDOT - November 2022 TRFC Forecast. A value of 1.0 represents a 6 hour (11 PM to 5 AM) two-way weekday night closure of SR 520.
  - 3 Values based on the WSDOT - November 2022 TRFC Forecast.
  - 4 Reported values are based on total monthly transactions adjusted for non-revenue and duplicate transactions.
  - 5 Payment split percentages provided in the Annual Total column represent forecasted payment splits for FY2023 based on the WSDOT - November 2022 TRFC Forecast.

## SR 520 Forecasted and Reported Gross Toll Revenue - Fiscal Year 2023 Updated 6/1/2023

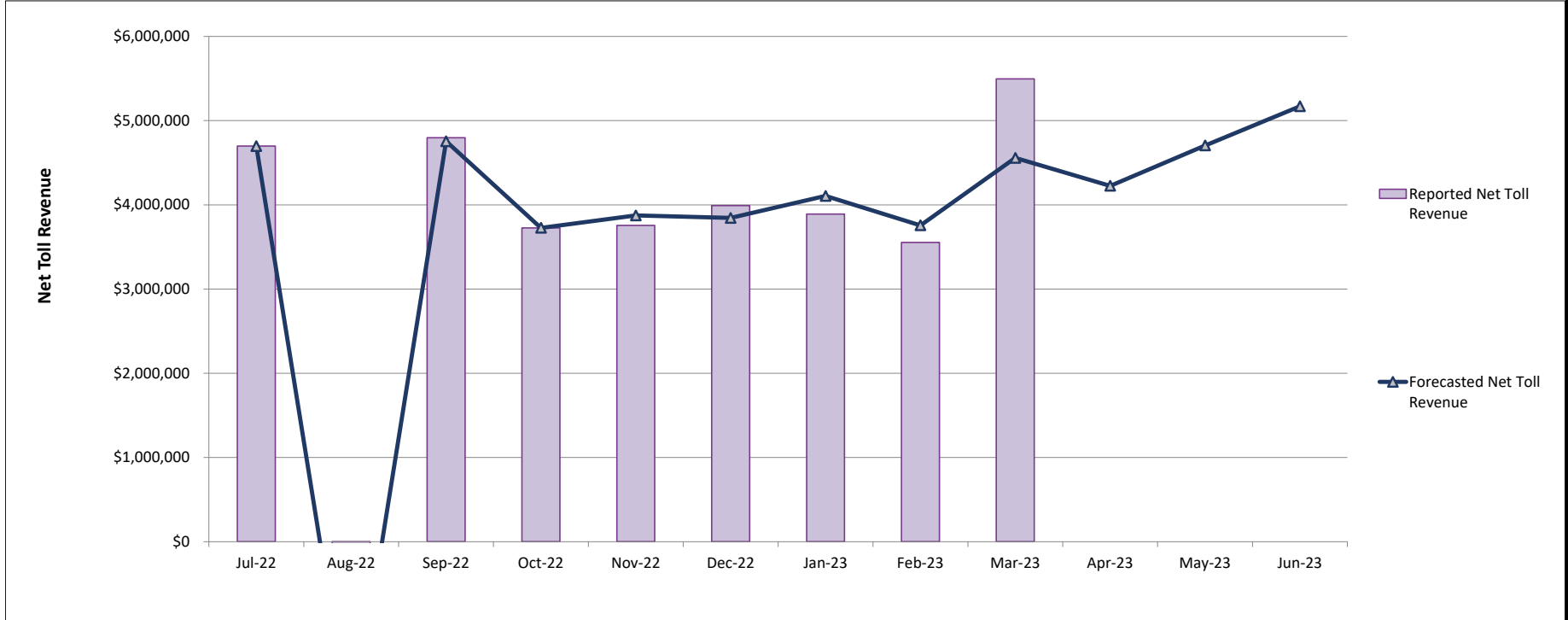
GROSS TOLL REVENUE		Jul-22	Aug-22	Sep-22	Oct-22	Nov-22	Dec-22	Jan-23	Feb-23	Mar-23	Apr-23	May-23	Jun-23	Fiscal Year To Date	Annual Total
Weekend Closure Days <sup>1</sup>	Forecasted	2.00	2.00	-	3.00	3.00	3.00	2.50	2.50	2.50	2.00	2.00	2.00	20.50	26.50
	Reported	2.00	2.00	-	2.00	-	-	4.00	2.02	-	-	-	-	12.02	12.02
Weeknight Closures <sup>2</sup>	Forecasted	1.00	1.00	0.50	0.33	0.33	0.33	1.67	1.67	1.67	2.33	2.33	2.33	8.50	15.50
	Reported	1.00	1.00	0.50	0.50	-	-	2.00	1.00	-	-	-	-	6.00	6.00
Forecasted Potential <sup>3</sup>		\$5,734,559	\$6,177,131	\$6,055,041	\$6,435,000	\$5,787,000	\$5,746,000	\$6,092,000	\$5,630,000	\$6,691,000	\$6,252,000	\$6,886,000	\$6,836,000	\$54,347,731	\$74,322,000
Reported Potential <sup>4</sup>		\$5,734,559	\$6,177,131	\$6,055,041	\$5,541,742	\$5,395,846	\$5,054,720	\$5,160,175	\$4,843,567	\$6,293,870				\$50,256,651	-
Variance From Forecast		\$0	\$0	\$0	-\$893,258	-\$391,154	-\$691,280	-\$931,825	-\$786,433	-\$397,130	\$0	\$0	\$0	(\$4,091,080)	-
Variance - % Change		-	0.0%	(0.0%)	(13.9%)	(6.8%)	(12.0%)	(15.3%)	(14.0%)	(5.9%)	-	-	-	(7.5%)	-
Forecasted Adjusted <sup>5</sup>		\$5,540,043	\$5,854,196	\$5,637,690	\$4,761,937	\$5,599,000	\$5,559,000	\$5,894,000	\$5,448,000	\$6,473,000	\$6,049,000	\$6,663,000	\$6,615,000	\$50,766,866	\$70,094,000
Reported Adjusted <sup>6</sup>		\$5,540,043	\$5,854,196	\$5,637,690	\$4,761,937	\$4,791,040	\$4,826,707	4,664,456	4,540,047	6,019,979				\$46,636,095	-
Variance From Forecast		\$0	\$0	\$0	\$0	-\$807,960	-\$732,293	-\$1,229,544	-\$907,953	-\$453,021	\$0	\$0	\$0	(\$4,130,771)	-
Variance - % Change		-	-	-	-	(14.4%)	(13.2%)	(20.9%)	(16.7%)	(7.0%)	-	-	-	(8.1%)	-



- Notes:**
- Forecasted weekend construction related closures as provided by the WSDOT - November 2022 TRFC Forecast. A value of 1.0 represents a 24 hour (12 AM to 12 AM) two-way weekend closure of SR 520.
  - Forecasted weekday night construction related closures as provided by the WSDOT - November 2022 TRFC Forecast. A value of 1.0 represents a 6 hour (11 PM to 5 AM) two-way weekday night closure of SR 520.
  - Values based on the WSDOT - November 2022 TRFC Forecast.
  - Reported values are based on adjusted monthly revenue from toll division reports.
  - Values based on the WSDOT - November 2022 TRFC Forecast. The forecasted adjusted gross toll revenue equals the gross toll revenue potential minus the adjustments, modified on the actual payment splits
  - Reported adjusted gross toll revenue corresponds to "tolling revenue" values reported in WSDOT annual financial statements. Values may change to align with year-end reports.

**SR 520 Forecasted and Reported Net Toll Revenue - Fiscal Year 2023**  
**Updated 6/1/2023**

NET TOLL REVENUE	Jul-22	Aug-22	Sep-22	Oct-22	Nov-22	Dec-22	Jan-23	Feb-23	Mar-23	Apr-23	May-23	Jun-23	Fiscal Year To Date	Annual Total
Forecasted Net Revenue <sup>1</sup>	\$4,697,234	(\$2,300,468)	\$4,755,458	\$3,727,162	\$3,874,000	\$3,844,000	\$4,106,000	\$3,756,000	\$4,557,000	\$4,226,000	\$4,705,000	\$5,170,000	\$31,016,385	\$45,117,000
Reported Net Revenue <sup>2</sup>	\$4,697,234	(\$2,300,468)	\$4,797,535	\$3,727,162	\$3,755,637	\$3,992,346	\$3,891,025	\$3,553,047	\$5,495,591	-	-	-	\$31,609,108	\$0
Variance From Forecast	-	-	\$42,077	\$0	(\$118,363)	\$148,346	(\$214,975)	(\$202,953)	\$938,591	-	-	-	\$592,723	\$0
Variance - % Change	-	-	0.9%	0.0%	(3.1%)	3.9%	(5.2%)	(5.4%)	20.6%	-	-	-	1.9%	-



- Notes:**
- 1 Values based on the SR 520 May 2022 Net Revenue Forecast Adjusted for November 2022 Gross Revenues and Actual Insurance Premium Expenditures.
  - 2 Reported net toll revenue prior to adjustments for payment of deferred sales tax, debt service, periodic facility repair & replacement costs and periodic toll equipment and customer service center repair & replacement costs. Values may be subject to change to align with year-end reports.