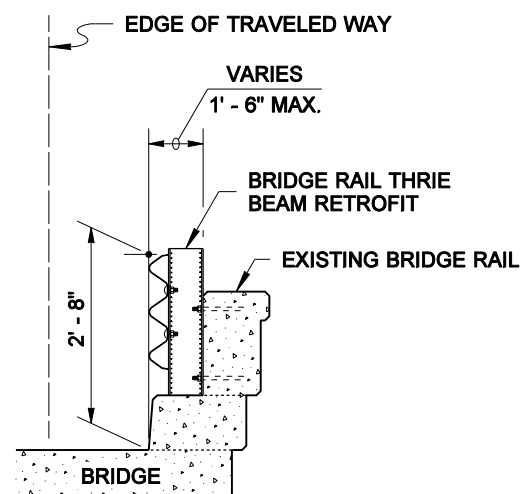
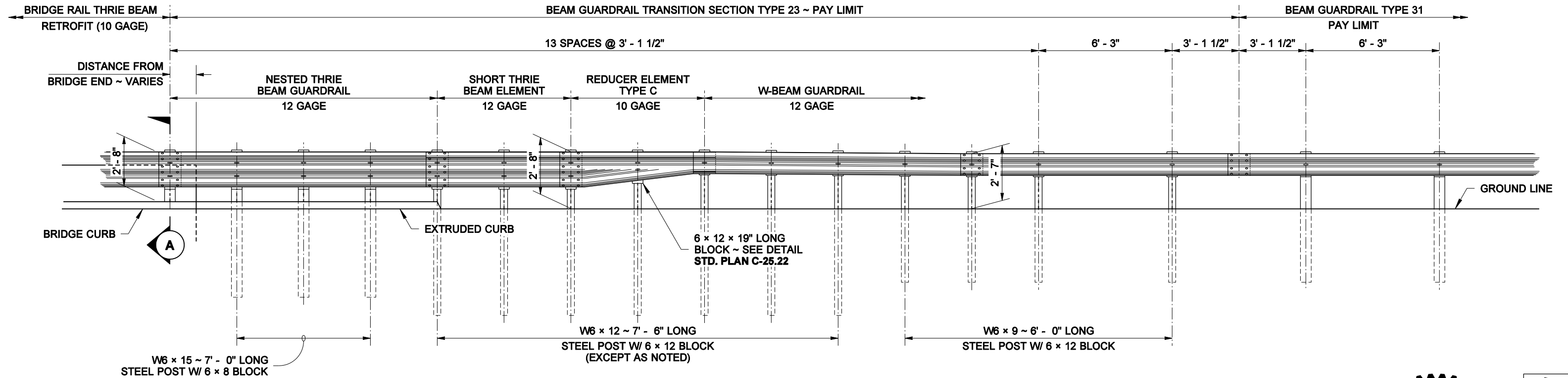


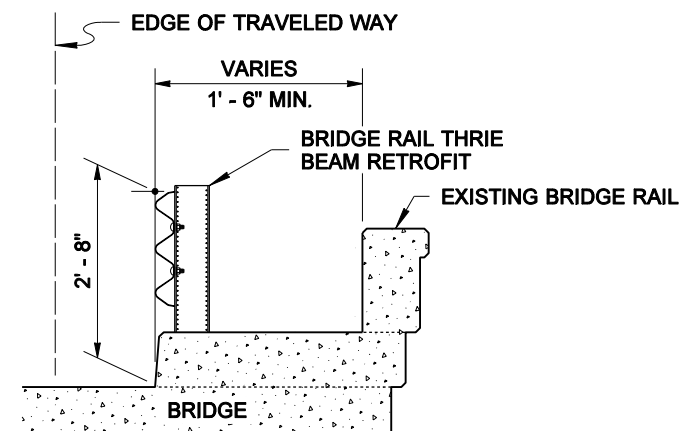
NOTES

1. See **Standard Plan C-1b, C-25.20 and C-28.40** for rail elements and thrie beam block details.
2. When a transition is required on the trailing end of the bridge, use a mirror image of this plan.
3. For additional alternatives not shown, see Contract Plans.



SECTION A
ALTERNATIVE 1

TYPE 23
APPROACH END (SHOWN - SEE NOTE 2)
THRIE BEAM INSTALLED AT FACE OF CURB



SECTION A
ALTERNATIVE 2



NOTE: THIS PLAN IS NOT A LEGAL ENGINEERING DOCUMENT UNTIL EITHER THE ENGINEER'S SIGNATURE OR THE ENGINEER'S APPROVED SEAL OR BOTH ARE FILED AT THE WASHINGTON STATE DEPARTMENT OF TRANSPORTATION. A COPY MAY BE OBTAINED UPON REQUEST.

**BEAM GUARDRAIL (TYPE 31)
TRANSITION SECTION
TYPE 23
STANDARD PLAN C-25.26-01**

SHEET 1 OF 1 SHEET

APPROVED FOR PUBLICATION

Pasco Bakotich III 10-14-09
STATE DESIGN ENGINEER DATE

