

2008 COST ESTIMATE COMPARISON SUMMARY

Updated: November 2008

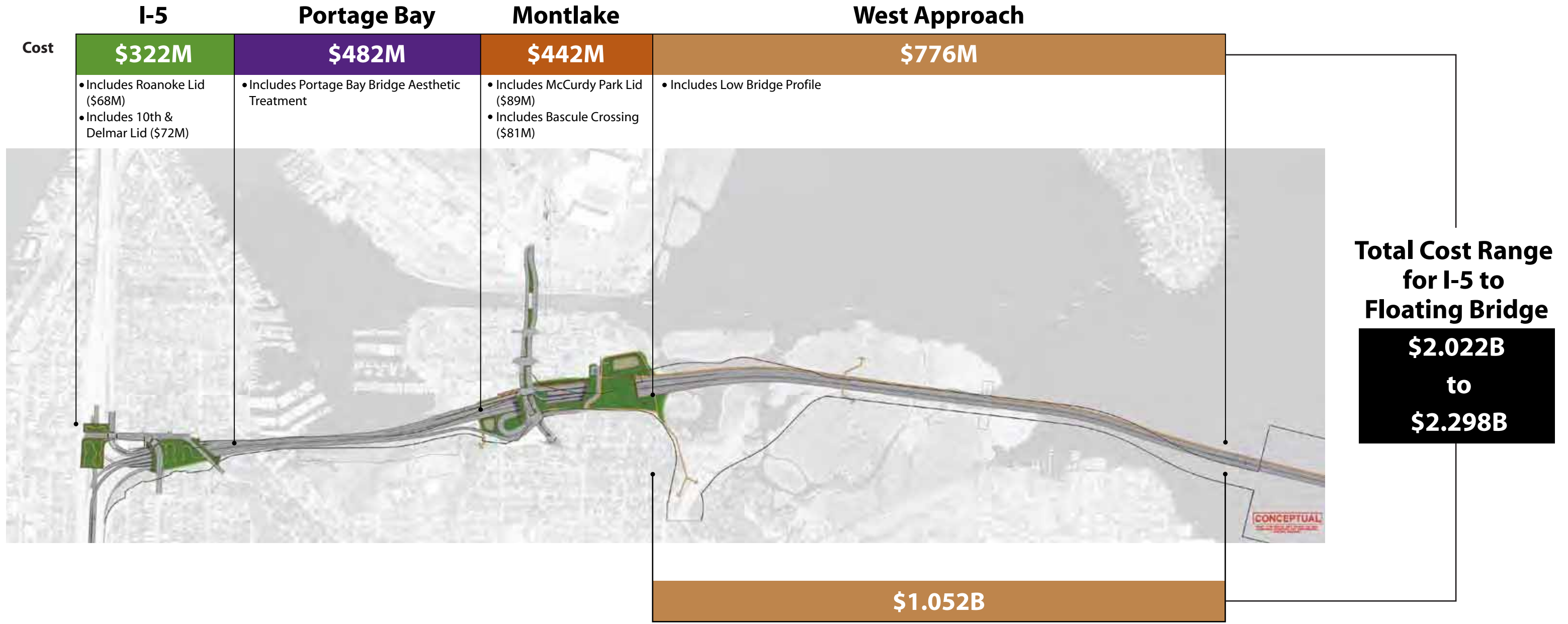
2008 Corridor Concept	I-5 to Floating Bridge		Pontoon Site and Floating Bridge		Evergreen Point Road to I-405	Note: Map includes major construction limits. Corridor work continues to SR 202.
	Varies Between Options		Pontoon Site	Floating Bridge		
	Option A*		Pontoon Site	Floating Bridge		
2008	Total Cost \$2.022B to \$2.298B		Total Cost \$358M	Total Cost \$1.370B	Total Cost \$776M	2008 Most Likely Cost \$4.526B to \$4.802B
	Option K*					
2008	Total Cost \$4.070B to \$4.168B		Total Cost \$358M	Total Cost \$1.370B	Total Cost \$776M	2008 Most Likely Cost \$6.574B to \$6.672B
	Option L*					
2008	Total Cost \$2.562B to \$2.642B		Total Cost \$358M	Total Cost \$1.370B	Total Cost \$776M	2008 Most Likely Cost \$5.066B to \$5.146B

*Range includes optional features.

All costs at year of expenditure.

DETAILED OPTION A ESTIMATE: I-5 TO FLOATING BRIDGE

Updated: November 2008



- Option for Foster Island Land Bridge (\$80M). Not shown in graphic above.
- Option for Lake Washington Blvd Ramps (\$98M). Not shown in graphic above.
- Option for Eastbound HOV Direct Access Ramp (\$98M). Not shown in graphic above.

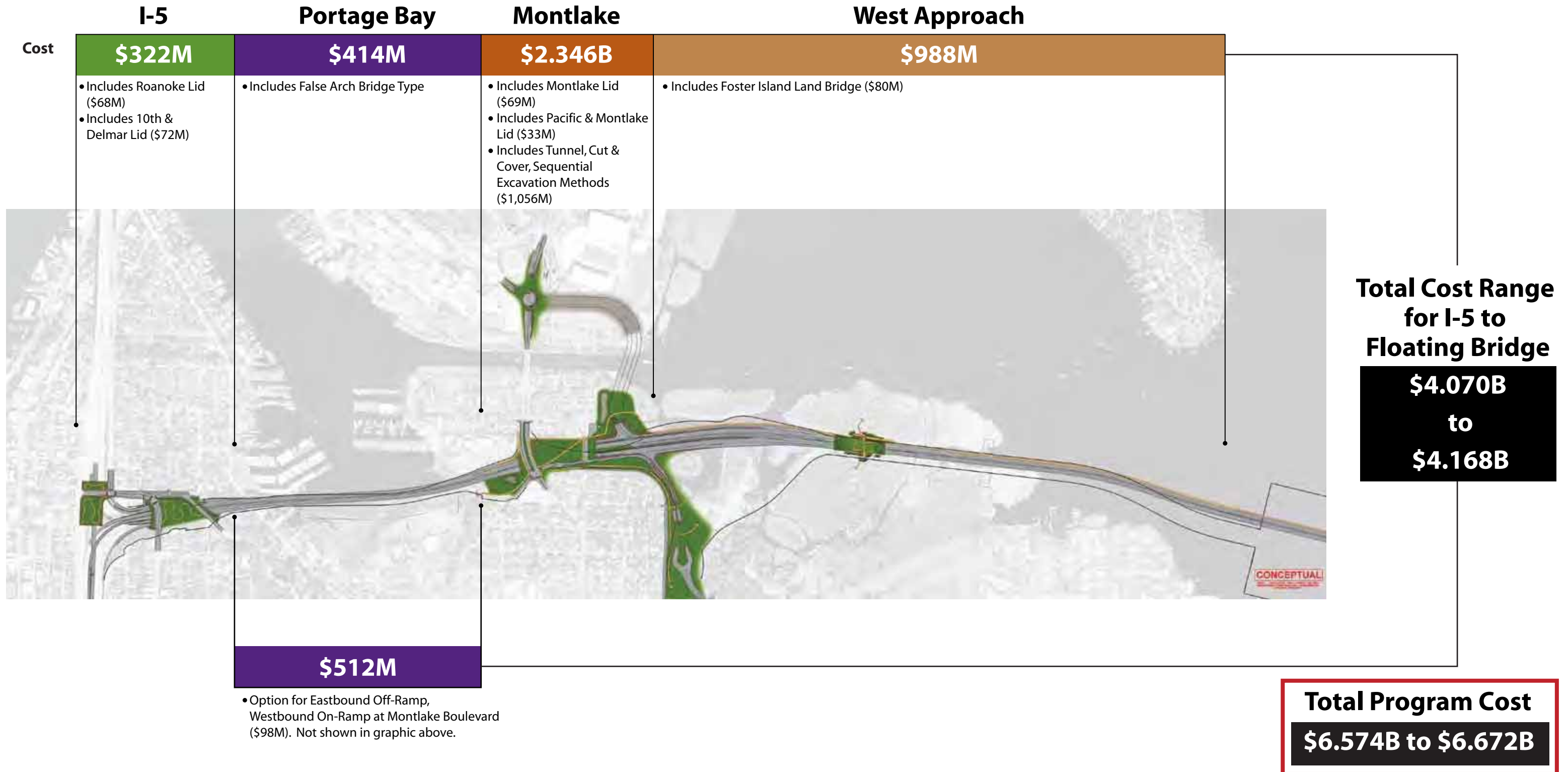
Total Program Cost

\$4.526B to \$4.802B

* Costs are 2008 CEVP, most likely at year of expenditure.

DETAILED OPTION K ESTIMATE: I-5 TO FLOATING BRIDGE

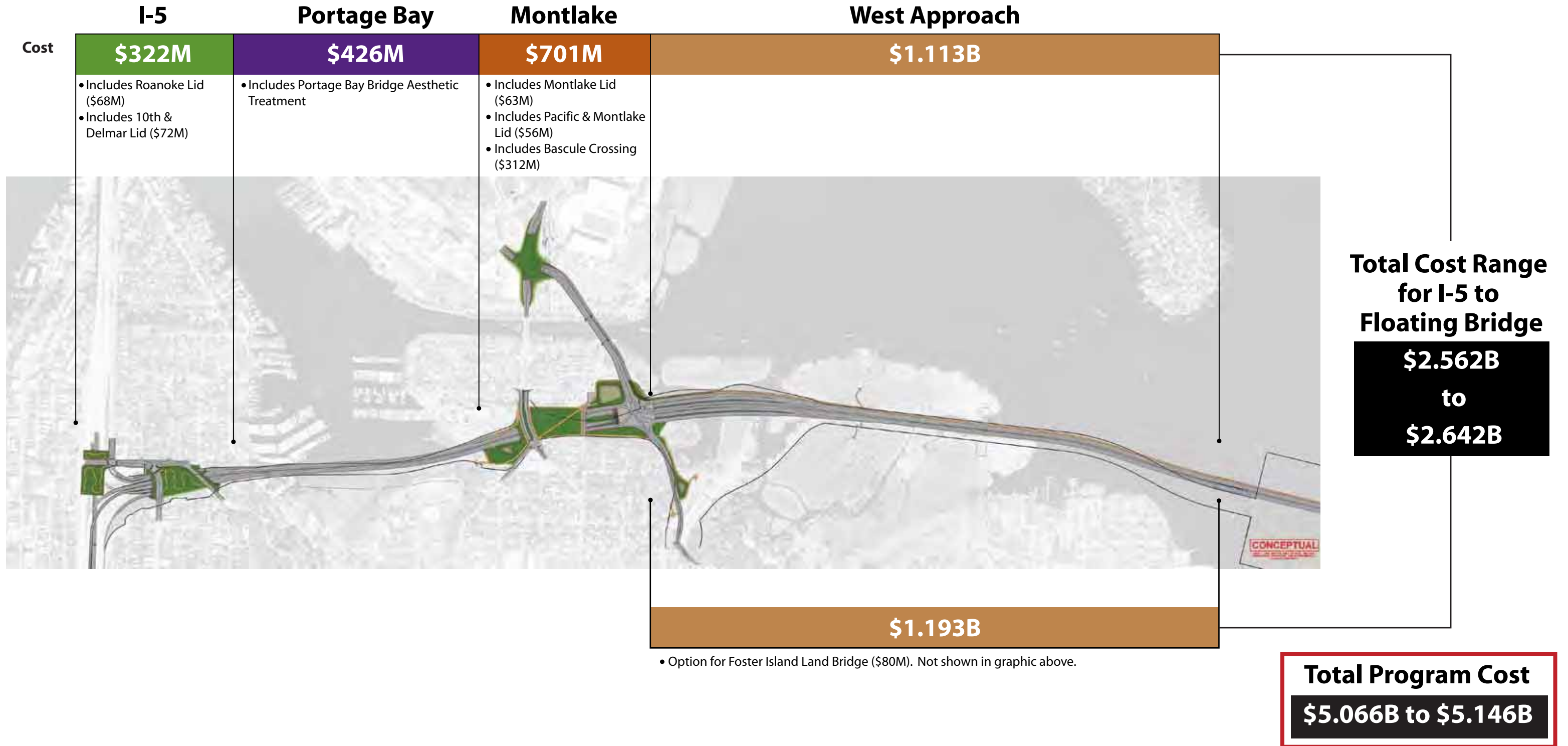
Updated: November 2008



* Costs are 2008 CEVP, most likely at year of expenditure.

DETAILED OPTION L ESTIMATE: I-5 TO FLOATING BRIDGE

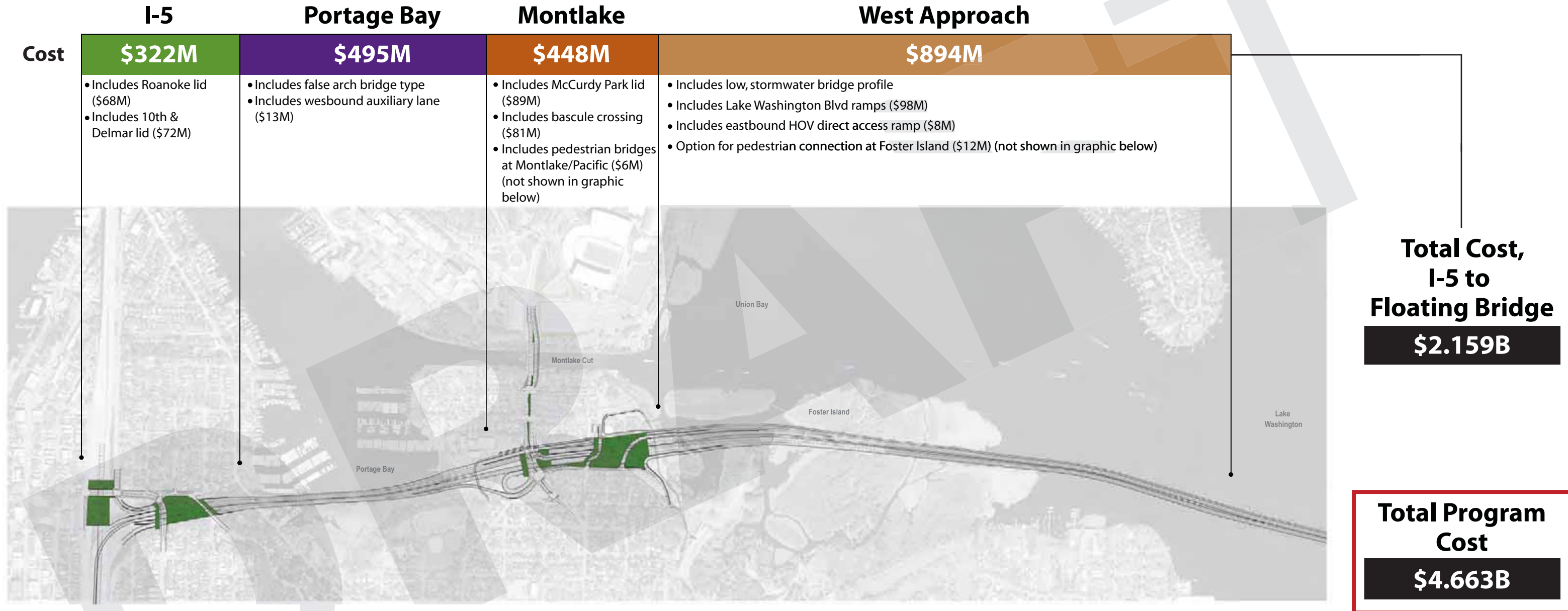
Updated: November 2008



* Costs are 2008 CEVP, most likely at year of expenditure.

DETAILED OPTION 'A PLUS HYBRID' ESTIMATE: I-5 TO FLOATING BRIDGE

Note: This is a preliminary cost assessment. This option has not been reviewed through a CEVP process.



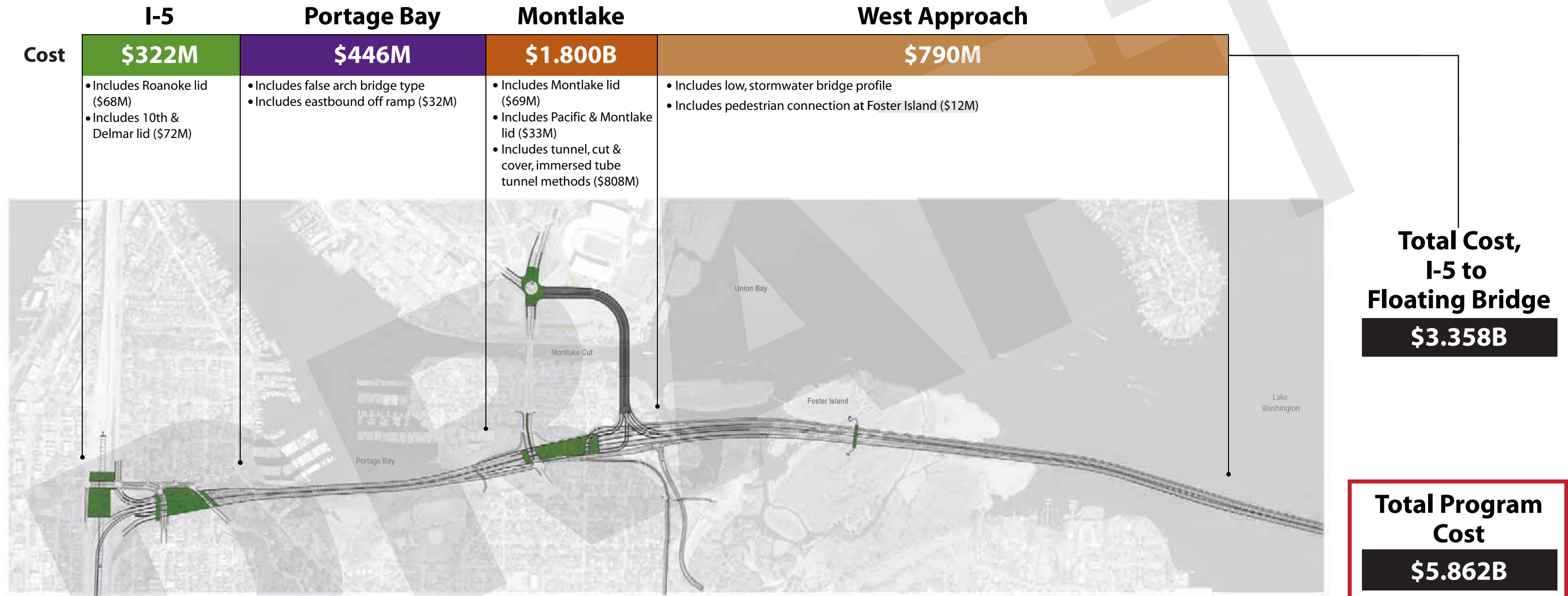
* Costs developed with a design snap shot as of October 16, 2009.

* Risk and inflation costs were derived using the 2008 CEVP results, most likely at year of expenditure.

* As written in ESHB 2211, the total cost of the corridor should not exceed \$4.65B.

DETAILED OPTION 'M' ESTIMATE: I-5 TO FLOATING BRIDGE

Note: This is a preliminary cost assessment. This option has not been reviewed through a CEVP process.



* Costs developed with a design snap shot as of October 16, 2009.

* Risk and inflation costs were derived using the 2008 CEVP results and 2009 Immersed Tube Tunnel Cost Risk Assessment, most likely at year of expenditure.

* Mitigation cost opinion included; however, the Immersed Tube Tunnel concept requires additional consultation with the resource agencies.

* As written in ESHB 2211, the total cost of the corridor should not exceed \$4.65B.