

Reporting Requirements

The American Recovery and Reinvestment Act of 2009 (Recovery Act)

Federal Highway Administration
May, 2009



U.S. Department of Transportation
Federal Highway Administration

Accountability and Transparency

- “Every American will be able to hold Washington accountable for these decisions by going online to see how and where their tax dollars are being spent.” - President Barack Obama

RECOVERY.GOV

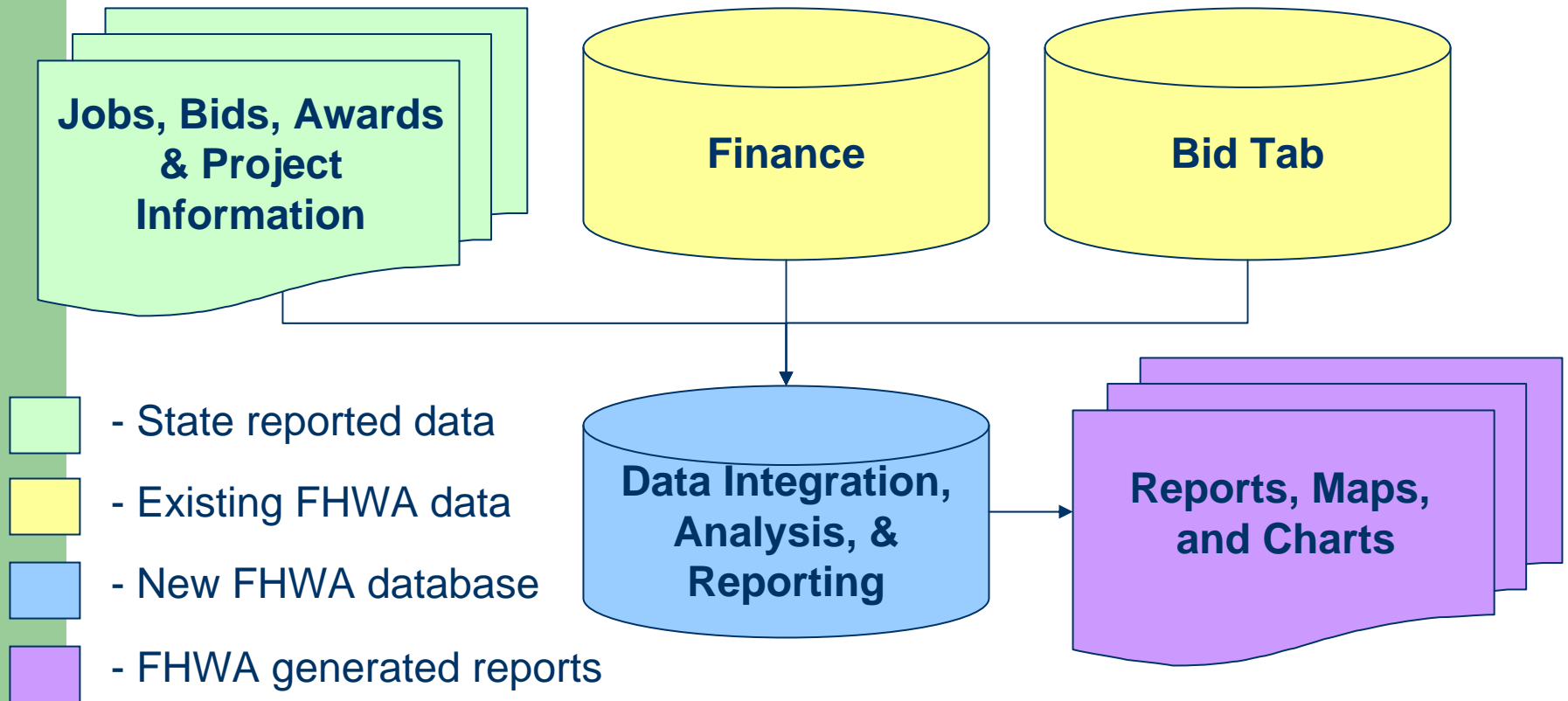


Reporting Requirements

- Types of Reports
 - Certification
 - Periodic (90 & 180 days and 1, 2, & 3 years)
 - Quarterly
- Data for Periodic and Quarterly Reports
 - Projects (Monthly data from States)
 - Finance
 - Jobs (Monthly Data from States)



Proposed Data Model Conceptual Overview



Overview

State DOT provide data to FHWA

Initial reports

Project number
Name of project
Description
Purpose
Cost
Rationale
Location
Project Schedule
EDA
NEPA Information

Monthly reports

Employment:
• Number
• Hours
• Payroll
Projects:
• Critical dates
• % Complete
• Contractor Info

Periodic Grouped Project reports

Location, Project number, Purpose,
Description, Cost and Project Schedule

FHWA provide data

Monthly reports

Appropriated
Allocated
Obligated
Outlayed

Periodic reports

Indirect jobs

Geospatial data

Highway network
Per capita income
Unemployment rate

Periodic Reports Reporting Schedule

- Required 90 & 180 days, and 1, 2, and 3 years after enactment.
- First report due to Congress by May 18
- Monthly and periodic reports will serve as input
- Includes information on:
 - Number of projects where work has begun
 - Number of projects where work is complete
 - Number of direct and indirect jobs
 - Aggregate expenditure of State funds
 - Total amount appropriated, allocated, obligated, and outlayed
 - Number of projects let to bid and number of projects awarded

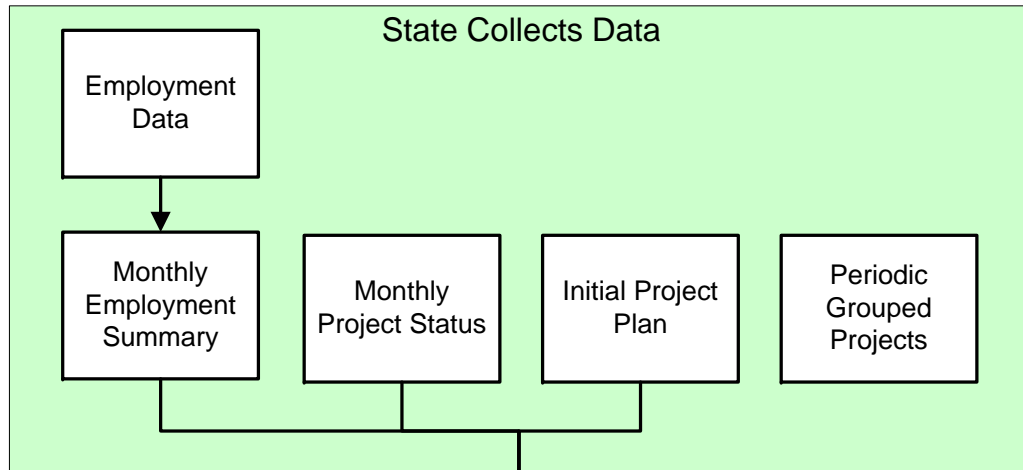


Quarterly Reports Reporting Schedule

- Monthly and periodic reports will serve as input for the quarterly reports
- FHWA reports to Recovery.gov within 30 days of the end of each calendar quarter
- First report due by July 30, 2009
- Includes information on:
 - Name of project
 - Description of project
 - Estimate of completion status
 - Number of jobs created and number of jobs retained
 - Purpose, cost, and rationale
 - Subcontract information
 - Total funds received
 - Total amount expended or obligated

ARRA Forms

- Initial ARRA Project Plan (FHWA-1586)
 - By March 31, within 2 weeks of each subsequent 1511 certification
- Monthly Project Status Report (FHWA-1585)
 - Within 10 days of the end of each month
- Monthly Employment Summary Report (FHWA-1587)
 - Within 20 days of the end of each month
- Periodic Grouped Project Report (FHWA-1588)
 - Within 2 weeks of awarding individual projects
- Monthly Employment Report (FHWA-1589)
 - Optional form for States' use in collecting jobs data

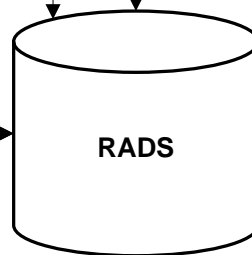


State uploads data to RADS

Division reviews State data

Other FHWA Data

Stored Reference Data

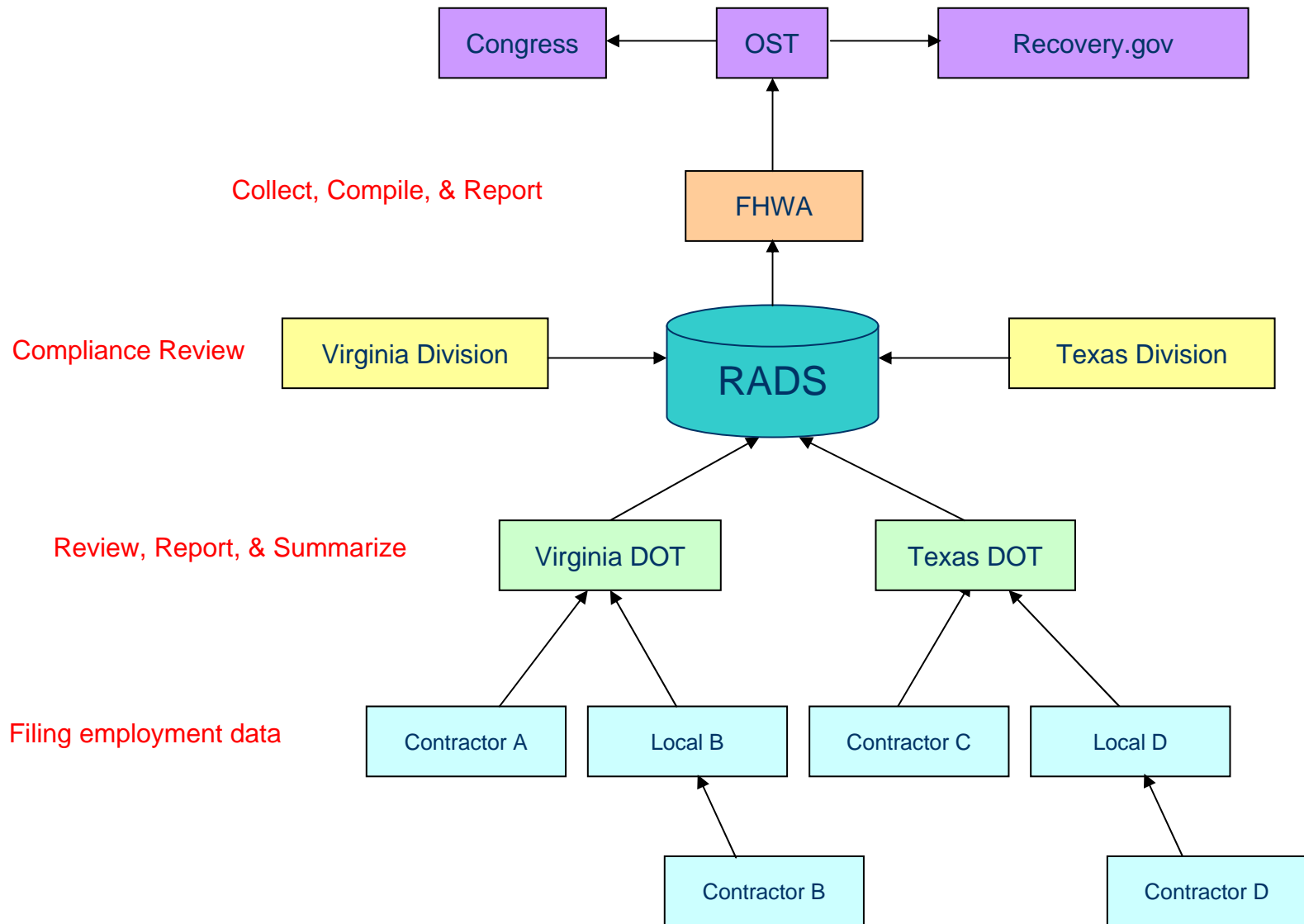


RADS will link to GIS Viewer

Other Internal FHWA Reports

RADS will Report to OST for Recovery.gov website

Information Flow Diagram



RADS - Recovery Act Data System

- Used for ARRA related:
 - Data submittal
 - Reports
 - Analysis
 - Maps
- Developed as a secure .NET application
- SQL Server database
- Integrated ArcGIS interface



RADS

Recovery Act Data System



- HOME
- FORMS
- REPORTS
- SPATIAL VIEWER
- CONTACT
- EXIT

[HOME](#) » [FORMS](#) » [FHWA 1586: Initial Project Information](#)

FHWA 1586: INITIAL PROJECT INFORMATION

State:

- Add Projects
- Import Projects from Excel
- Export to CSV

<input type="checkbox"/>		State Project Number	Report Date	State/County	Congressional District	Federal-Aid Project Number	Project Type	
		<input type="text"/> Y	<input type="text"/> Y	<input type="text"/> Y	<input type="text"/> Y	<input type="text"/> Y	<input type="text"/> Y	
<input type="checkbox"/>	Edit	100004925	03/30/2009	01089	05	0001537	I	
<input type="checkbox"/>	Edit	100039149	03/30/2009	01015	03	0192901	I	
<input type="checkbox"/>	Edit	100041158	03/30/2009	01115	06	I020324	I	
<input type="checkbox"/>	Edit	100049055	03/30/2009	01055	04	I059342	I	
<input type="checkbox"/>	Edit	100050620	03/30/2009	01073	07	CN09207	I	
<input type="checkbox"/>	Edit	100050634	03/30/2009	01073	06	0007521	I	
<input type="checkbox"/>	Edit	100051364	03/30/2009	01125	07	0007514	I	
<input type="checkbox"/>	Edit	100051434	03/30/2009	01123	03	0049000	I	
<input type="checkbox"/>	Edit	100051442	03/30/2009	01017	03	0001000	I	
<input type="checkbox"/>	Edit	100051471	03/30/2009	01111	03	0022000	I	

Page size:
121 items in 13 pages

- Submit Selected
- Review Selected

ADD PROJECT INFORMATION

Project Identification

State: <input type="text" value="1 - Alabama"/>	State Project Number: <input type="text"/>	Report Date: <input type="text"/>
State/County: <input type="text" value="01999 - Multiple"/>	Congressional Districts: <input type="text"/>	Federal-Aid Project Number: <input type="text"/>

Project Information

Project Type: <input type="text" value="D - District Wide"/>	Project Name: <input type="text"/>	Project Description: <input type="text"/>	
Project Purpose: <input type="text"/>	Total ARRA Funds: <input type="text" value="\$0"/>	Total Cost Estimate: <input type="text" value="\$0"/>	Project Schedule: <input type="text"/>
Project Rationale: <input type="text"/>	Economically Distressed Area? <input type="checkbox"/>		

NEPA Information

NEPA Class Action: <input type="text"/>	NEPA Milestone Completed: <input type="text"/>	NEPA Milestone Date: <input type="text"/>
Number of Federal Permits: <input type="text" value="0"/>	Status of Federal Permits: <input type="text"/>	Federal Agency NEPA Completion Date: <input type="text"/>

Location Information

Route Number: <input type="text"/>	Beginning Mile Point: <input type="text" value="0.000"/>	Ending Mile Point: <input type="text" value="0.000"/>	Length (Miles): <input type="text" value="0.000"/>
---------------------------------------	---	--	---

Comments



RADS

Recovery Act Data System



- HOME
- FORMS
- REPORTS
- SPATIAL VIEWER
- CONTACT
- EXIT

[HOME](#) » [REPORTS](#) » [FHWA 1586: Project Information Inventory](#)

FHWA 1586: PROJECT INFORMATION INVENTORY

Filter by State:

Recovery Act Database System

FHWA-1586 Project Information Inventory

Report Date	County	Congressional District	Federal Project	State Project
State: Alabama				
3/30/2009	01001	02	0006538	100052886
3/30/2009	01003	01	0003546	100052382
3/30/2009	01003	01	0016508	100052935
3/30/2009	01003	01	0042514	100052970
3/30/2009	01003	01	0180503	100053063
3/30/2009	01005	02	0051503	100052899
3/30/2009	01005	02	0198500	100052901
3/30/2009	01005	02	0239501	100052900
3/30/2009	01007	06	0139502	100053141
3/30/2009	01009	04	0053541	100052931
3/30/2009	01009	04	0053542	100052932
3/30/2009	01009	04	0075515	100052929
3/30/2009	01011	02	0015515	100053115
3/30/2009	01011	02	0051505	100052866
3/30/2009	01011	02	0223500	100053205
3/30/2009	01013	02	0003550	100052879



RADS

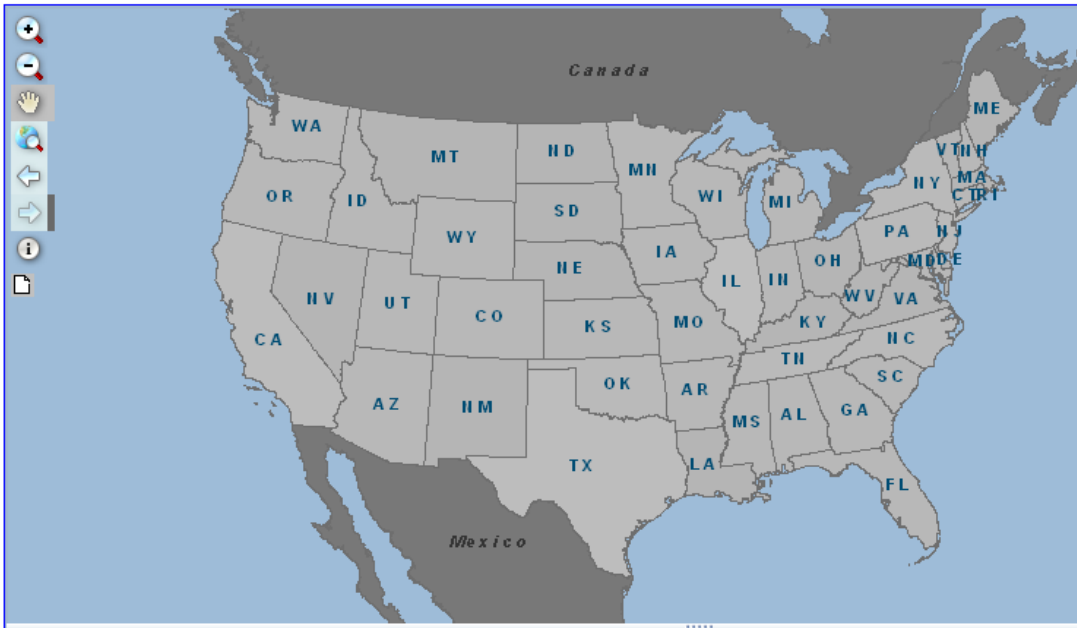
Recovery Act Database System



- HOME
- FORMS
- REPORTS
- SPATIAL VIEWER
- CONTACT
- EXIT

[HOME](#) » Spatial Viewer

SPATIAL VIEWER



Current

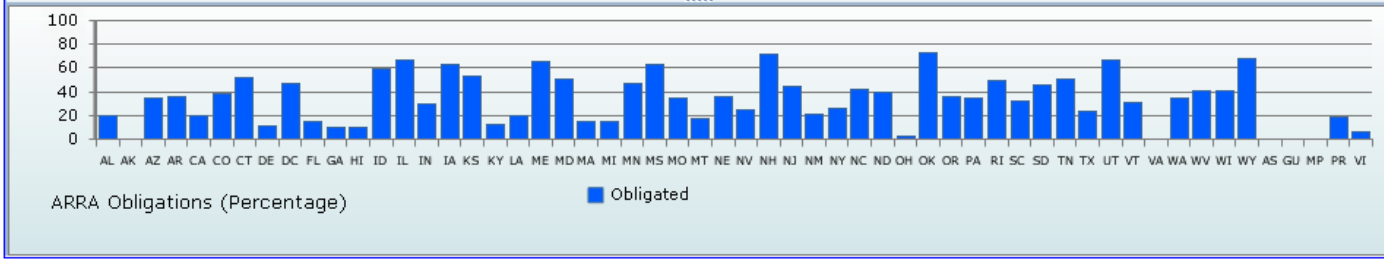
% Obligated

National

Refresh

State Obligations

- AL - \$100,566,528
- AK - \$0
- AZ - \$182,847,509
- AR - \$123,809,655
- CA - \$497,932,163
- CO - \$145,284,984
- CT - \$156,764,200
- DE - \$13,728,707
- DC - \$57,574,786
- FL - \$195,382,615
- GA - \$97,680,674
- HI - \$12,524,464



Initial screen (% obligated)
w/ obligations by State



RADS

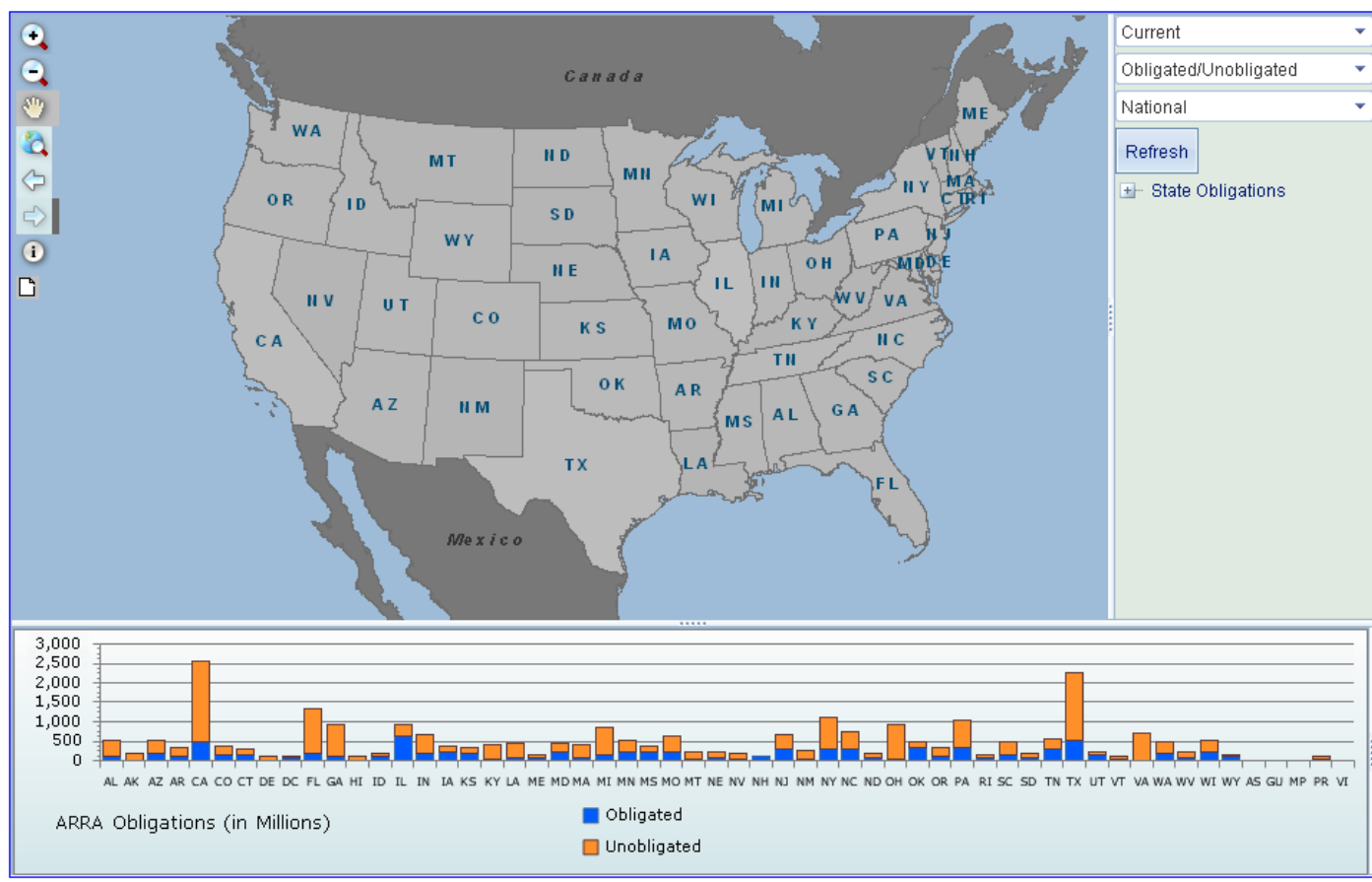
Recovery Act Database System



- HOME
- FORMS
- REPORTS
- SPATIAL VIEWER
- CONTACT
- EXIT

[HOME](#) » [Spatial Viewer](#)

SPATIAL VIEWER



National view of obligations
in dollars by State



RADS

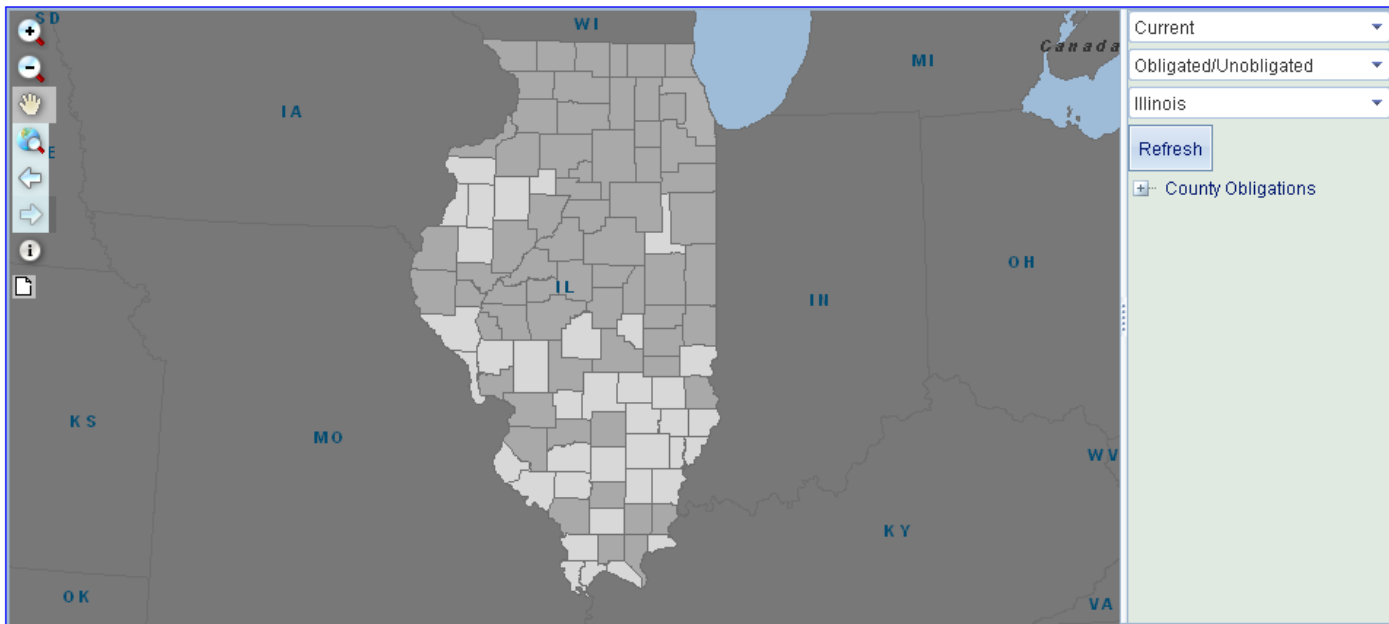
Recovery Act Database System



- HOME
- FORMS
- REPORTS
- SPATIAL VIEWER
- CONTACT
- EXIT

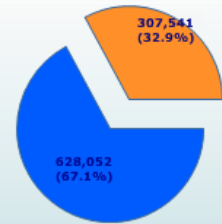
[HOME](#) » Spatial Viewer

SPATIAL VIEWER



ARRA Obligations (in Thousands)

State: Illinois
Report Month: Current



Distribution

- Obligated
- Unobligated

Apportionments:
\$935,592,704

Obligations:
\$628,051,625

Obligated Projects:
255

Initial State view



RADS

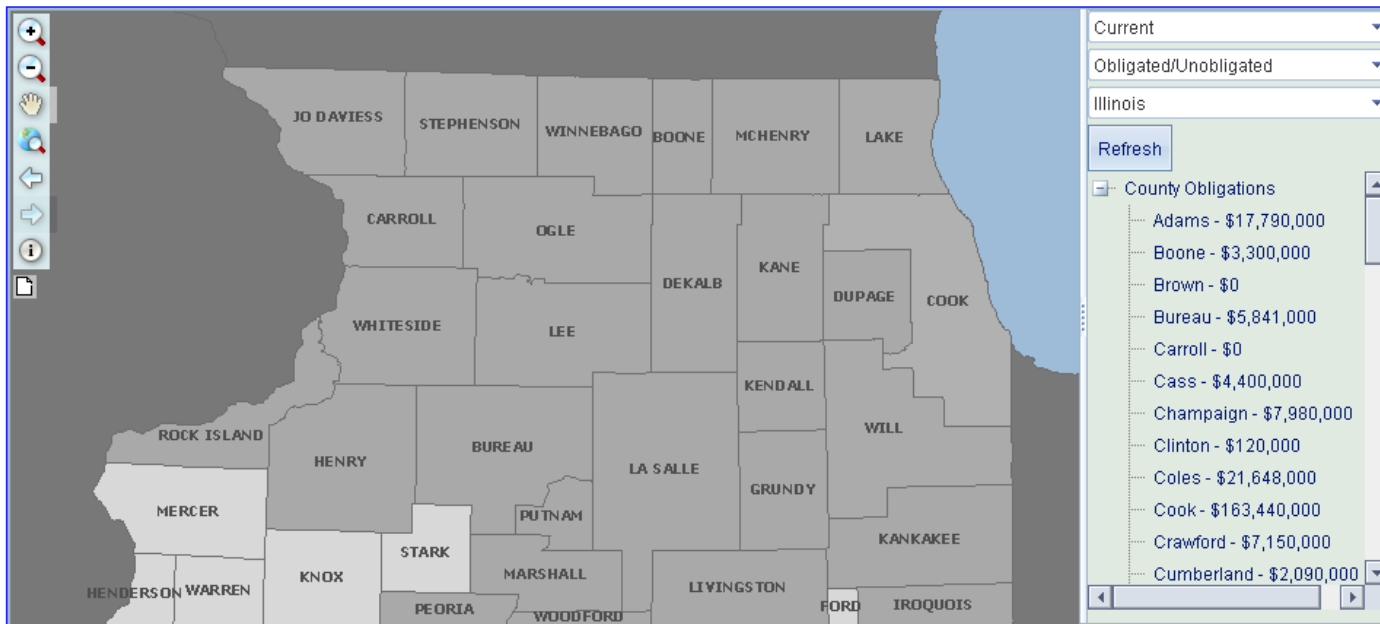
Recovery Act Database System



- HOME
- FORMS
- REPORTS
- SPATIAL VIEWER
- CONTACT
- EXIT

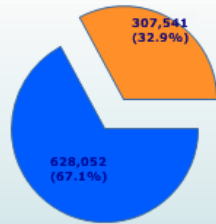
[HOME](#) » Spatial Viewer

SPATIAL VIEWER



ARRA Obligations (in Thousands)

State: Illinois
Report Month: Current



Distribution

- Obligated
- Unobligated

Apportionments:
\$935,592,704

Obligations:
\$628,051,625

Obligated Projects:
255

State view, slightly zoomed
w/ obligations by county