

TYPICAL VEHICLE TRAFFIC CONDITIONS

- The tables below are for vehicle traffic only. In almost all cases there is room for walk-on passengers.
- Congestion levels represent typical sailings for the season and may vary for special events or holidays.

Late Spring Sailings for Port Townsend/Coupeville (May 12, 2019 - June 22, 2019)





Leave Coupeville

	Sat	Sun	Mon	Tue	Wed	Thu	Fri
7:15	Green	Green	Yellow	Green	Green	Green	Green
8:45	Yellow	Green	Green	Green	Green	Green	Yellow
10:15	Yellow	Yellow	Yellow	Green	Yellow	Green	Yellow
11:45	Red	Red	Red	Green	Green	Yellow	Red
1:15	Red	Red	Yellow	Green	Green	Yellow	Red
2:45	Red	Red	Yellow	Green	Yellow	Yellow	Red
4:15	Red	Red	Yellow	Yellow	Yellow	Yellow	Red
6:00	Yellow	Red	Green	Green	Green	Green	Red
7:30	Green	Yellow	Green	Green	Green	Green	Yellow
9:10	Green	Green	Green	Green	Green	Green	Green

Leave Port Townsend

	Sat	Sun	Mon	Tue	Wed	Thu	Fri
6:30	Green	Green	Green	Green	Green	Green	Green
8:00	Yellow	Green	Green	Green	Green	Green	Green
9:30	Red	Yellow	Yellow	Yellow	Green	Yellow	Yellow
11:00	Red	Red	Red	Red	Green	Yellow	Red
12:30	Red	Red	Yellow	Yellow	Yellow	Yellow	Red
2:00	Red	Red	Yellow	Yellow	Red	Yellow	Red
3:30	Red	Red	Yellow	Yellow	Yellow	Red	Red
5:15	Yellow	Red	Green	Yellow	Yellow	Yellow	Red
6:45	Yellow	Red	Green	Green	Green	Green	Yellow
8:30	Green	Yellow	Green	Green	Green	Green	Green

Legend

-  No Sailing
-  Least Congested: Vessels typically not full.
-  Moderate Congestion: Vessels can fill close to sailing time.
-  Most Congested: Likely to wait one sailing or more.

Bold times indicate PM