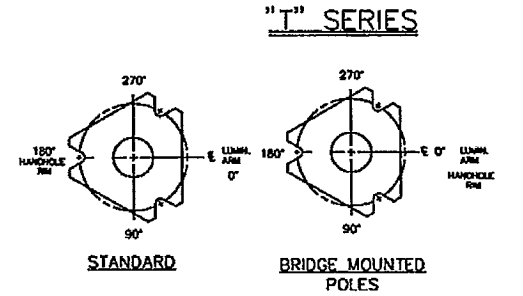

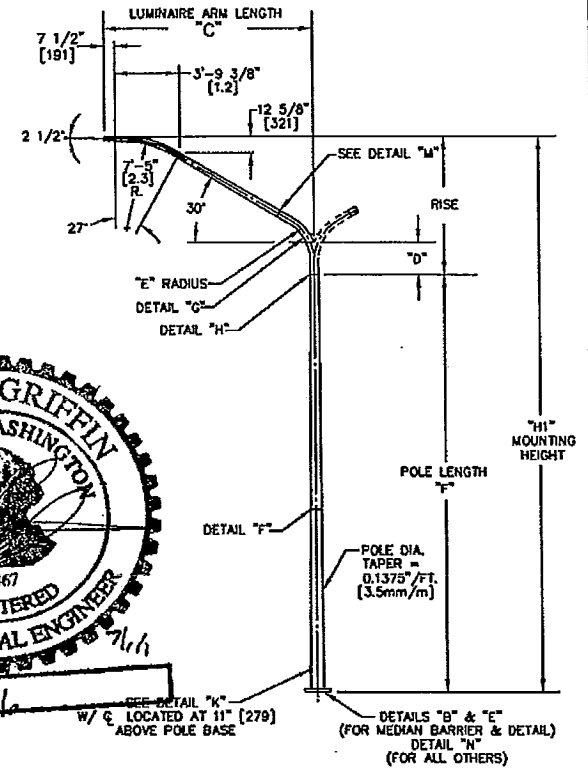


ITEM	QTY.	CATALOG NUMBER	-- POLE DATA --															SINGLE ARM			DOUBLE ARM			
			LUMINAIRE ARM SIZE					RADIUS					POLE SIZE (6) (6) (7)					ANCHOR BOLT SIZE "G"	HEX. HEAD BOLT SIZE "W"	BOTTOM PL. THK. "Z"	ANCHOR BOLT SIZE "G"	HEX. HEAD BOLT SIZE "W"	BOTTOM PL. THK. "Z"	
			"H1"	"C"	END O.D. X BASE O.D. X THICKNESS	.120" THK.	.179" THK.	.239" THK.	.239" THK.	.3125" THK.	RISE	"D"	"E"	"F"	TOP O.D. X BASE O.D.	.120" THK.	.179" THK.							.239" THK.
T-306-3720			6'-0"	2 3/8" X 4"	6'-0"					3'-0"	10"	12"	27'-0"	4" X 7 11/16"	27'-0"				1" X 54"	1"-8NC X 5 1/2"	1 3/8"	1" X 54"	1"-8NC X 5 1/2"	1 3/8"
T-308-3720			8'-0"	2 3/8" X 4"	8'-0"					4'-0"	10"	12"	26'-0"	4" X 7 9/16"	26'-0"				1" X 54"	1"-8NC X 5 1/2"	1 3/8"	1" X 54"	1"-8NC X 5 1/2"	1 3/8"
T-3010-3720		30'	10'-0"	2 3/8" X 4"	10'-0"					5'-0"	10"	12"	25'-0"	4" X 7 7/16"	25'-0"				1" X 54"	1"-8NC X 5 1/2"	1 3/8"	1" X 54"	NOTE 3	-
T-3012-3720		NOM. ± 6"	12'-0"	2 3/8" X 4 1/2"	12'-0"					6'-6"	12"	15"	23'-6"	4 1/2" X 7 3/4"	23'-6"				1" X 54"	1"-8NC X 5 1/2"	1 3/8"	1" X 54"	NOTE 3	-
T-3014-3720		±152	14'-0"	2 3/8" X 4 1/2"	14'-0"					7'-6"	12"	15"	22'-6"	4 1/2" X 7 9/16"	22'-6"				1" X 54"	1"-8NC X 5 1/2"	1 3/8"	1" X 54"	NOTE 3	-
T-3016-3720			16'-0"	2 3/8" X 4 1/2"	16'-0"					8'-1"	12"	15"	22'-0"	4 1/2" X 7 1/2"	22'-0"				1" X 54"	1"-8NC X 5 1/2"	1 3/8"	1" X 54"	NOTE 3	-
T-356-3720			6'-0"	2 3/8" X 4"	6'-0"					3'-0"	10"	12"	32'-0"	4" X 8 3/8"	32'-0"				1" X 54"	1"-8NC X 5 1/2"	1 3/8"	1" X 54"	1"-8NC X 5 1/2"	1 3/8"
T-358-3720			8'-0"	2 3/8" X 4"	8'-0"					4'-0"	10"	12"	31'-0"	4" X 8 1/4"	31'-0"				1" X 54"	1"-8NC X 5 1/2"	1 3/8"	1" X 54"	1"-8NC X 5 1/2"	1 3/8"
T-3510-3720		35'	10'-0"	2 3/8" X 4"	10'-0"					5'-0"	10"	12"	30'-0"	4" X 8 1/8"	30'-0"				1" X 54"	1"-8NC X 5 1/2"	1 3/8"	1" X 54"	NOTE 3	-
T-3512-3720		NOM. ± 6"	12'-0"	2 3/8" X 4 1/2"	12'-0"					6'-6"	12"	15"	28'-6"	4 1/2" X 8 3/8"	28'-6"				1" X 54"	1"-8NC X 5 1/2"	1 3/8"	1" X 54"	NOTE 3	-
T-3514-3720		±152	14'-0"	2 3/8" X 4 1/2"	14'-0"					7'-6"	12"	15"	27'-6"	4 1/2" X 8 1/4"	27'-6"				1" X 54"	1"-8NC X 5 1/2"	1 3/8"	1" X 54"	NOTE 3	-
T-3516-3720			16'-0"	2 3/8" X 4 1/2"	16'-0"					8'-1"	12"	15"	27'-0"	4 1/2" X 8 3/16"	27'-0"				1" X 54"	1"-8NC X 5 1/2"	1 3/8"	1" X 54"	NOTE 3	-
T-406-3720			6'-0"	2 3/8" X 4"	6'-0"					3'-0"	10"	12"	37'-0"	4" X 9 1/16"	37'-0"				1" X 54"	1"-8NC X 5 1/2"	1 3/8"	1" X 54"	1"-8NC X 5 1/2"	1 3/8"
T-408-3720		40'	8'-0"	2 3/8" X 4"	8'-0"					4'-0"	10"	12"	36'-0"	4" X 8 15/16"	36'-0"				1" X 54"	1"-8NC X 5 1/2"	1 3/8"	1" X 54"	1"-8NC X 5 1/2"	1 3/8"
T-4010-3720		12.2	10'-0"	2 3/8" X 4"	10'-0"					5'-0"	10"	12"	35'-0"	4" X 8 13/16"	35'-0"				1" X 54"	1"-8NC X 5 1/2"	1 3/8"	1" X 54"	NOTE 3	-
T-4012-3720		± 6"	12'-0"	2 3/8" X 4 1/2"	12'-0"					6'-6"	12"	15"	33'-6"	4 1/2" X 9 1/8"	33'-6"				1" X 54"	1"-8NC X 5 1/2"	1 3/8"	1" X 54"	NOTE 3	-
T-4014-3720		±152	14'-0"	2 3/8" X 4 1/2"	14'-0"					7'-6"	12"	15"	32'-6"	4 1/2" X 9"	32'-6"				1" X 54"	1"-8NC X 5 1/2"	1 3/8"	1" X 54"	NOTE 3	-
T-4016-3720			16'-0"	2 3/8" X 4 1/2"	16'-0"					8'-1"	12"	15"	32'-0"	4 1/2" X 8 7/8"	32'-0"				1" X 54"	1"-8NC X 5 1/2"	1 3/8"	1" X 54"	NOTE 3	-
T-456-3720			6'-0"	2 3/8" X 4"	6'-0"					3'-0"	10"	12"	42'-0"	4" X 9 3/4"	42'-0"				1" X 54"	1"-8NC X 5 1/2"	1 3/8"	1" X 54"	1"-8NC X 5 1/2"	1 3/8"
T-458-3720		45'	8'-0"	2 3/8" X 4"	8'-0"					4'-0"	10"	12"	41'-0"	4" X 9 5/8"	41'-0"				1" X 54"	1"-8NC X 5 1/2"	1 3/8"	1" X 54"	1"-8NC X 5 1/2"	1 3/8"
T-4510-3720		13.7	10'-0"	2 3/8" X 4"	10'-0"					5'-0"	10"	12"	40'-0"	4" X 9 1/2"	40'-0"				1" X 54"	1"-8NC X 5 1/2"	1 3/8"	1" X 54"	NOTE 3	-
T-4512-3720		± 6"	12'-0"	2 3/8" X 4 1/2"	12'-0"					6'-6"	12"	15"	38'-6"	4 1/2" X 9 13/16"	38'-6"				1" X 54"	1"-8NC X 5 1/2"	1 3/8"	1" X 54"	NOTE 3	-
T-4514-3720		±152	14'-0"	2 3/8" X 4 1/2"	14'-0"					7'-6"	12"	15"	37'-6"	4 1/2" X 9 5/8"	37'-6"				1" X 54"	1"-8NC X 5 1/2"	1 3/8"	1" X 54"	NOTE 3	-
T-4516-3720			16'-0"	2 3/8" X 4 1/2"	16'-0"					8'-1"	12"	15"	37'-0"	4 1/2" X 9 9/16"	37'-0"				1" X 54"	1"-8NC X 5 1/2"	1 3/8"	1" X 54"	NOTE 3	-
T-506-3720			6'-0"	2 3/8" X 4"	6'-0"					3'-0"	10"	12"	47'-0"	4" X 10 7/16"	47'-0"				1" X 54"	1"-8NC X 5 1/2"	1 3/8"	1" X 54"	NOTE 3	-
T-508-3720		50'	8'-0"	2 3/8" X 4"	8'-0"					4'-0"	10"	12"	46'-0"	4" X 10 5/16"	46'-0"				1" X 54"	1"-8NC X 5 1/2"	1 3/8"	1" X 54"	NOTE 3	-
T-5010-3720		15.2	10'-0"	2 3/8" X 4"	10'-0"					5'-0"	10"	12"	45'-0"	4" X 10 3/16"	45'-0"				1" X 54"	1"-8NC X 5 1/2"	1 3/8"	1 1/8" X 66"	NOTE 3	-
T-5012-3720		± 6"	12'-0"	2 3/8" X 4 1/2"	12'-0"					6'-6"	12"	15"	43'-6"	4 1/2" X 10 1/2"	43'-6"				1" X 54"	1"-8NC X 5 1/2"	1 3/8"	1 1/8" X 66"	NOTE 3	-
T-5014-3720		±152	14'-0"	2 3/8" X 4 1/2"	14'-0"					7'-6"	12"	15"	42'-6"	4 1/2" X 10 3/8"	42'-6"				1" X 54"	1"-8NC X 5 1/2"	1 3/8"	1 1/8" X 66"	NOTE 3	-
T-5016-3720			16'-0"	2 3/8" X 4 1/2"	16'-0"					8'-1"	12"	15"	42'-0"	4 1/2" X 10 1/4"	42'-0"				1" X 54"	1"-8NC X 5 1/2"	1 3/8"	1 1/8" X 66"	NOTE 3	-

- NOTES:
- SEE DRAWING W3720-1 FOR POLE DETAILS.
 - DIMENSIONS IN [] ARE METRIC. INCHES CONVERTED TO MILLIMETERS AND FEET TO METERS.
 - SLIP BASE ARE NOT ALLOWED, WHEN POLES EXCEED THE FOLLOWING:
 - WHEN SINGLE ARM POLE HAS H1 > 50 FT or ARM LENGTH > 16 FT.
 - WHEN DOUBLE ARM POLE HAS H1 > 45 FT or ARM LENGTH IS > 8 FT. (REF. WASHINGTON DOT STANDARD PLAN J-28.42-00.)



HANDHOLE ORIENTATION
CONTRACTOR MUST VERIFY HANDHOLE ORIENTATION OF "BRIDGE MOUNT" POLES BEFORE FABRICATION.

REV	DATE	DESCRIPTION	BY	APPR
C	7/08	ADDED NOTE 3 & REV. CHART	GM	JB
B	2/07	REV. PER STATES MARK-UP	JB	GM
A	3/04	HEX HEAD BOLT SIZE	MHM	RD

APPROVED
Manufacturer's Pole Plan
Approved For Listing As A
Pre-Approved Drawing
WSDOT Bridge & Structures Office
By GB Date 7/28/08

AGENCY	AMERON POLE PRODUCTS DIVISION		
PROJECT	STATE OF WASHINGTON		
DISTRIBUTOR	"T" SERIES LIGHTING STANDARD		
CONTRACTOR	DRAWN: MHM DATE: 2/03 SCALE: DWG. NO. W3720-2 REV. C		
CUSTOMER ORDER NO.	APPR: RD DATE: 2/03		
AMERON NO.			