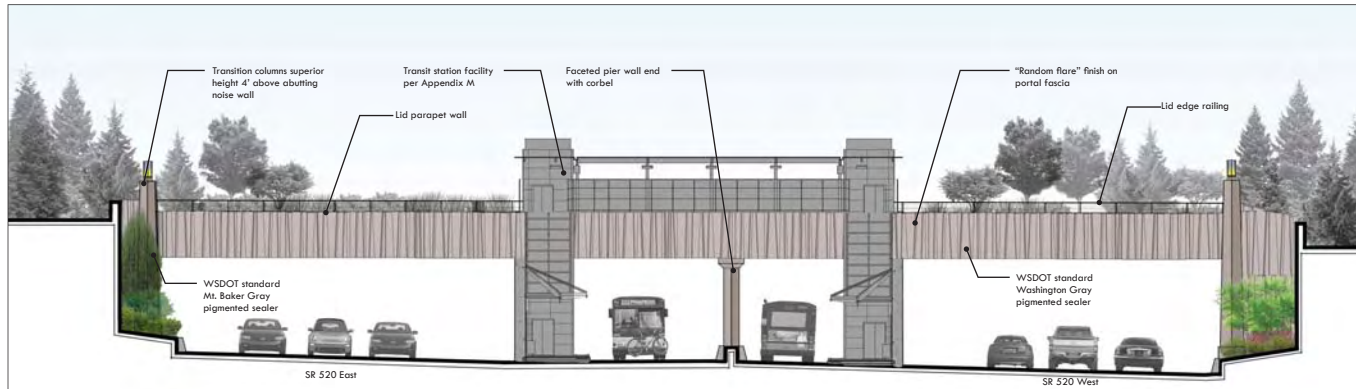


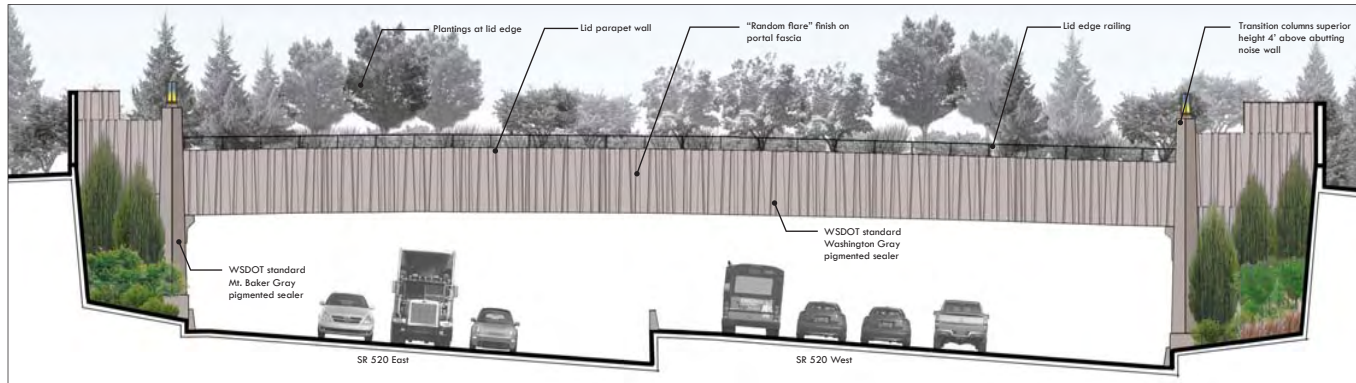
Draft Urban Design Criteria Excerpt

URBAN DESIGN CRITERIA | PART TWO AESTHETIC ELEMENTS | ROADSIDE PORTALS AND BRIDGES

DEVELOPED PORTAL ELEVATIONS AND PLANS – CONT.



Developed Portal at Evergreen Point Road Looking West – Elevation



Developed Portal at 84th Avenue NE Looking West – Elevation

Draft Urban Design Criteria Excerpt

URBAN DESIGN CRITERIA | PART ONE INTRODUCTION

COMMUNITY LID CONCEPTS

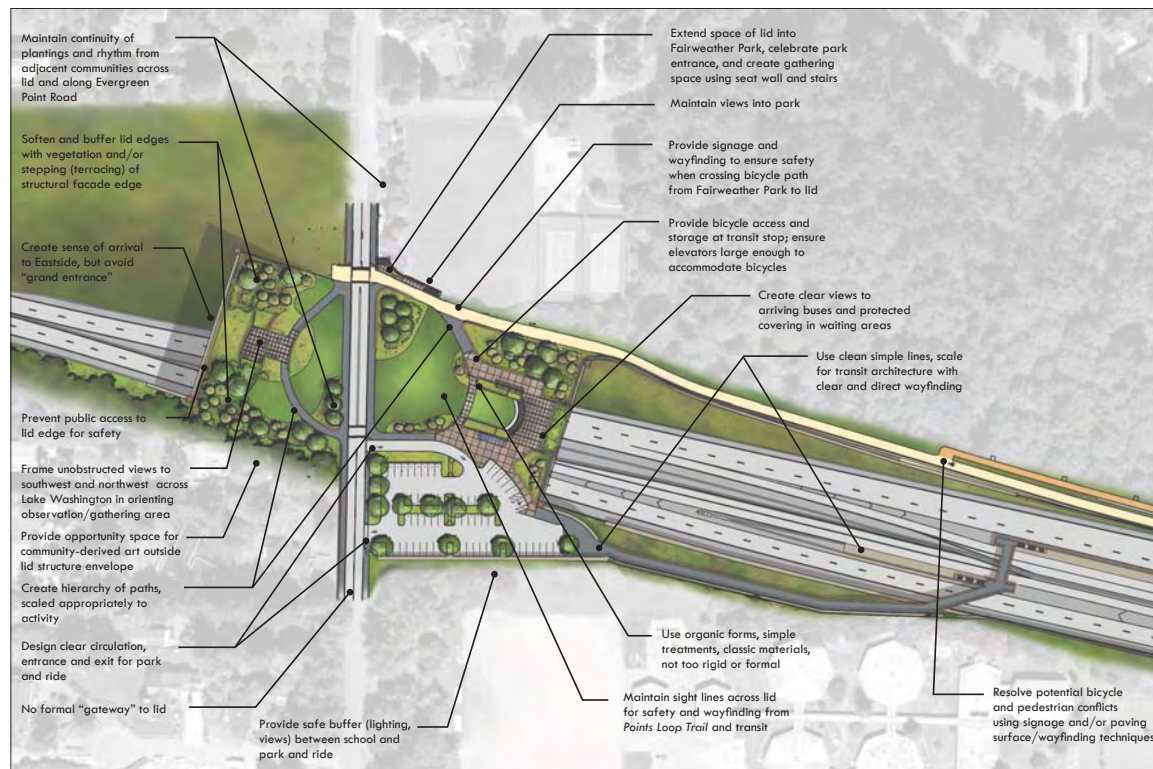
The following concepts derive from workshops with stakeholders conducted as part of the 2008 Eastside Community Design Collaboration (ECDC) process. Community workshops and jurisdictional meetings focused on configuration of the lids at Evergreen Point, 84th Avenue NE and 92nd Avenue NE and local jurisdiction involvement. Additional jurisdictional meetings with the Cities of Kirkland and Bellevue discussed Bellevue Way widened bridge and 108th Avenue NE overcrossing.

Ideas and concerns about form, function, style and materials generated in these community workshops and jurisdictional meetings were synthesized in comprehensive concept diagrams. Regional connectivity, transit access, open space, community identity, aesthetic and functional design, and safety were among the issues of concern. Those considerations are also included in the *Corridor Functional Analysis* (see pp. 59-63) and form the basis of aesthetic elements described and developed in *Part Two*.

The detailed configurations for the lids are located in the Conceptual Plans in the Design-Build RFP Appendix M. The Design-Builder **shall use these plans and the UDC to develop lid aesthetics per community requirements.**

EVERGREEN POINT ROAD

Evergreen Point Road lid is located at the western-most edge of the Eastside project and impacts the community of the City of Medina, transit users, other commuters as well as students and parents of children at Bellevue Christian School. Community workshops focused on transit access and parking, safety, views and open space use.



Evergreen Point Road Community Lid Concepts

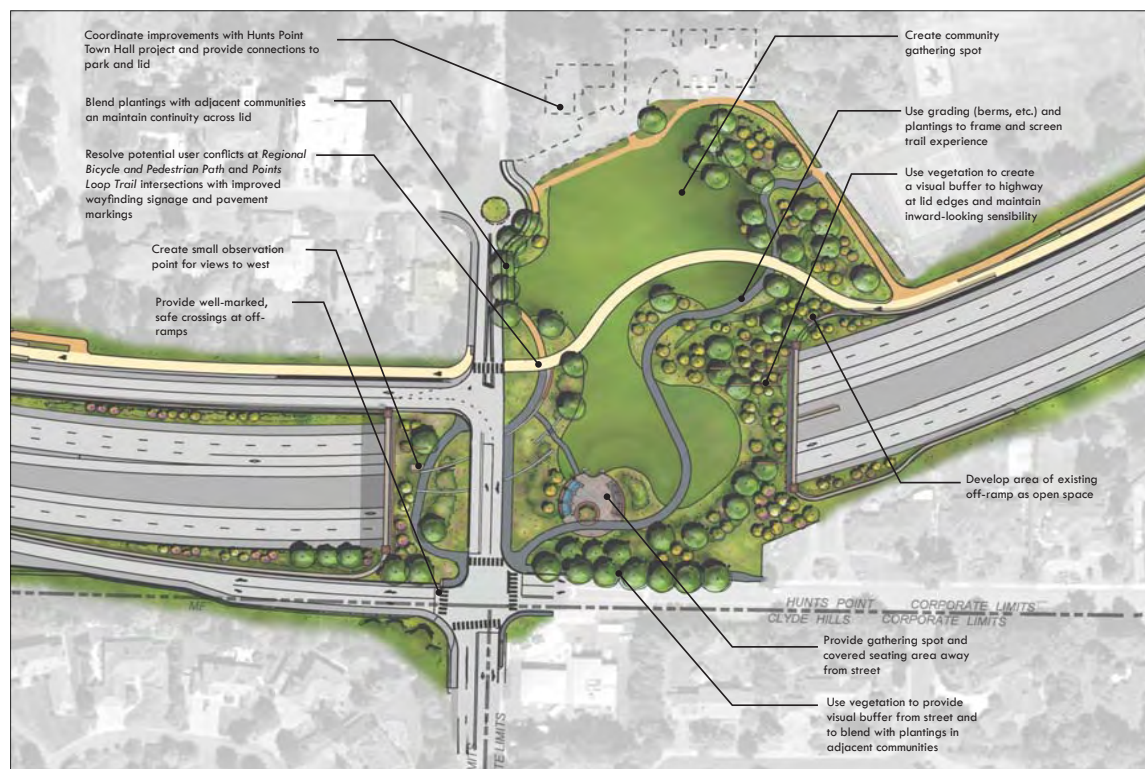
Draft Urban Design Criteria Excerpt

URBAN DESIGN CRITERIA | PART ONE INTRODUCTION

COMMUNITY LID CONCEPTS – CONT.

84TH AVENUE NE LID

84th Avenue NE lid is located east of Evergreen Point Road and west of 92nd Avenue NE and impacts the Cities of Hunts Point and Medina as well as commuters. Community workshops focused on open space use and connectivity, safe wayfinding, and reduction of user conflicts.



84th Avenue NE Community Lid Concepts

Draft Urban Design Criteria Excerpt

URBAN DESIGN CRITERIA | PART ONE INTRODUCTION

COMMUNITY LID CONCEPTS – CONT.

92ND AVENUE NE LID

92nd Avenue NE lid is located east of 84th Avenue NE and west of Bellevue Way and impacts the Town of Yarrow Point and City of Clyde Hill, as well as transit users and other commuters. Community workshops focused on transit design and access, open space creation, *Regional Bicycle and Pedestrian Path* configurations.



92nd Avenue NE Community Lid Concepts

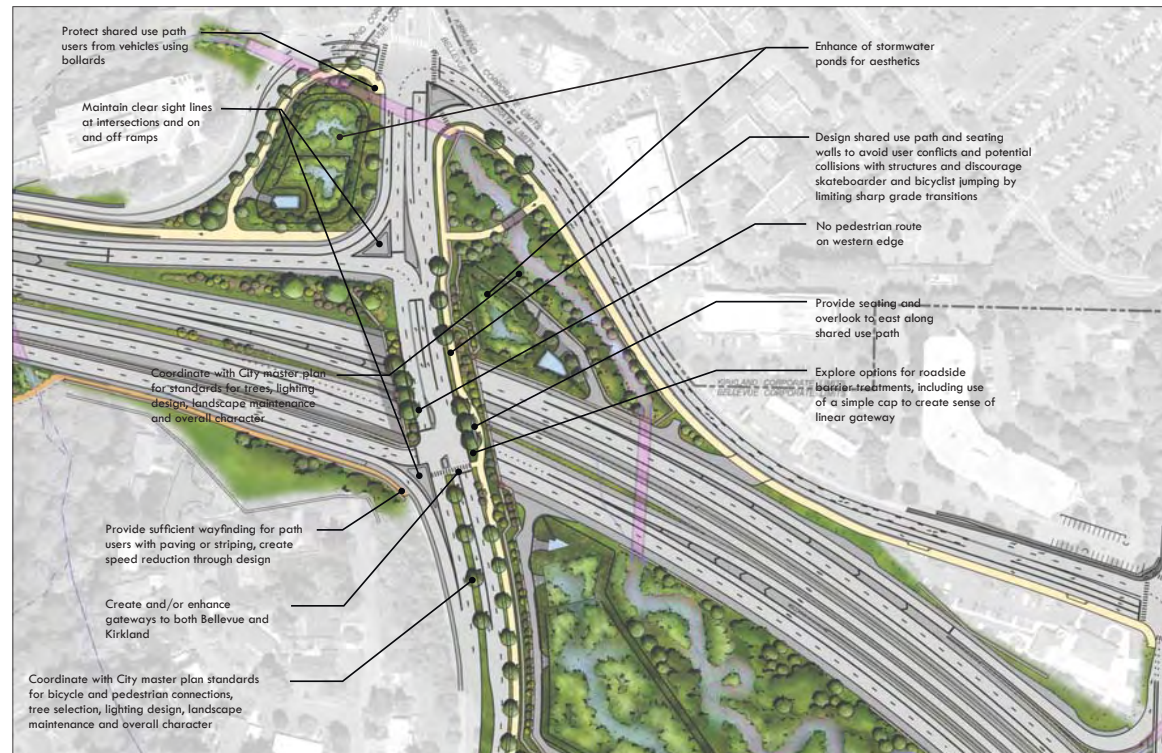
Draft Urban Design Criteria Excerpt

URBAN DESIGN CRITERIA | PART ONE INTRODUCTION

COMMUNITY LID CONCEPTS – CONT.

BELLEVUE WAY WIDENED BRIDGE

The Bellevue Way widened bridge is located east of 92nd Avenue NE and impacts the Cities of Bellevue and Kirkland, as well as commuters, retailers, and others. Meetings with local jurisdictions focused on bridge design, community gateways, City master plans, pedestrian and bicycle circulation, stormwater design, and stream restoration.



Bellevue Way NE Bridge Concepts

Draft Urban Design Criteria Excerpt



Evergreen Point Road lid canopy structure.