

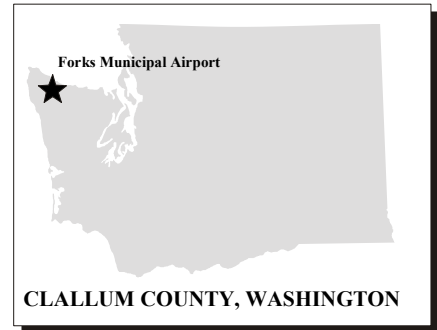


AIRPORT: Forks Municipal Airport (S18)
ASSOCIATED CITY: Forks
ARC: A-I
REGION: Olympic

AIRPORT DATA AND FACILITIES

Forks Municipal Airport is located in Clallam County, one mile southwest of Forks. The Airport has 6 based aircraft, including 3 single-engine aircraft and 3 helicopters. The latest available data indicate that the Airport had a total of 13,550 annual operations.

Runway 4-22 is Forks Municipal Airport's sole runway. This runway is 2,400 feet long, 75 feet wide, is equipped with medium intensity runway lighting, and has an asphalt surface. Approaches to both ends of this runway are visual.

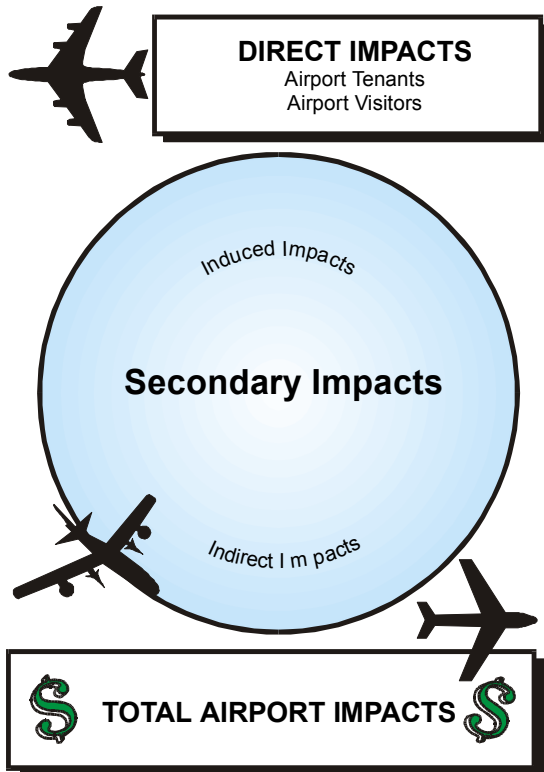


ECONOMIC IMPACTS

The economic impacts of Washington's airports were calculated using a methodology which has evolved over the past decade and is nationally recognized as the standard for conducting economic impact studies of airports. The methodology is consistent with analytical models used by the Federal Aviation Administration (FAA), and employs the use of direct survey information and an input/output model (IMPLAN) as developed by the U.S. Department of Commerce to determine multipliers specific to the state of Washington for "secondary" economic impacts.

Types of Economic Impact - This study identified and examined those aviation activities at the public use airports in Washington that created economic impacts. These impacts are generated in three ways: **1) Direct**, **2) Indirect**, and **3) Induced Effects**. Combined, the three impact types yield the total economic impacts of an airport, as described below.





DIRECT ECONOMIC IMPACTS

These economic impacts occur as a consequence of providing aviation services. These impacts usually occur at the airports, and comprise the financial expenditures by firms which carry passengers (air carrier, air charter or air taxi) or cargo; firms which serve the air carrier and general aviation functions (airport tenants); governmental agencies which support aviation; ground transport firms; and others. In every instance, the impacts include only expenditures where the recipient is located within each airport's service area.

Currently, there are no aviation-related businesses located at the Forks Municipal Airport. General aviation operational activity at the airport accounted for nearly 2,400 passengers and visitors. The total combined direct economic output of airport patrons

at the Airport was \$755,652. These first-round expenditures at the Airport accounted for 13 jobs with combined wages of approximately \$187,889.

INDIRECT ECONOMIC IMPACTS (Secondary Impact)

These economic impacts occur as a result of the use of aviation service. They include the regional expenditures made by air passengers who visit the region (at hotels, restaurants, ski facilities, etc.); expenditures by the region's residents associated with their use of aviation; and expenditures by firms having economic activity which is dependent on the airport. These indirect economic impacts accounted for \$152,089 of indirect output with approximately two jobs providing \$50,054 in indirect wages.

INDUCED ECONOMIC IMPACTS (Secondary Impacts)

The "indirect" and "direct" impacts represent increases in regional final demand. Such increases do not represent total economic impact; there is also a "multiplier" effect. This multiplier effect comprises the local value of money as it circulates through the local economy and as individuals or firms associated with airport business buy goods and services in the local economy. Induced impact for the Forks Municipal Airport was \$170,706 with approximately two jobs providing \$55,788 in induced employee compensation. Each airport's total economic impact is the sum of the three types of impacts.





TOTAL ECONOMIC IMPACTS

The total economic impact across the state were quantified by adding together the direct, indirect and induced impacts for each airport, and interpreting, comparing, and presenting the results.




The output of the IMPLAN model enabled the presentation of total economic impacts by airport in terms of three economic impact measures: 1) jobs (employment); 2) earnings (payroll), and; 3) economic activity (output). Each of these was determined based on individual multipliers per industry categories. In each case, total impacts include the aviation sector itself, as well as the "multiplier effect" of the aviation sector. The impacts were estimated using Year 1998 data.

All three indicators of economic impact are useful; however, the monetary measures should not be added together, as discussed below:

- **Jobs (Employment)** - The number of employees who are employed in the aviation industry, plus the aviation-oriented share of those that are employed in sectors that support the air passenger (hotels, restaurants, etc.) plus those employed in the industries included in the multiplier effect impacts. The number of jobs attributable to an industry is always greater than simply those in the industry itself, due to the "re-spending" of money. Total employment impact was approximately 17 jobs.
- **Labor Earnings (Payroll)** - The sum of the wages and salaries to all employed persons that the aviation industry pays, directly or indirectly, to deliver the output of final aviation demand. Earnings Impacts are always included in the Economic Activity totals, so they should not be summed with the Economic Activity impact. Earnings are a very conservative proxy for "value added." Earnings may be greater or less than the Direct and Use values depending on the industry type. Total earnings impact generated by Forks Municipal was \$293,731.
- **Economic Activity (Sales Output)** - The value of the aviation final demand (aviation or airport service), plus the "multiplier" effect (the sum of all of the intermediate goods and services needed to produce the aviation final demand, plus the induced impacts of increased household consumption). Total economic activity equals the sum of intermediate demands, consumption demand, government demand, investment demand, and net export demand. Economic Activity is always larger than both the Direct and Use values because it includes the multiplier effect. The total economic impact generated by Forks Municipal is totaled at \$1,078,447.





	Direct Impacts	+ Indirect Impacts	+ Induced Impacts	= Total Impacts
Jobs (Employment) 	Number of Jobs Supported	Number of Jobs Supported	Number of Jobs Supported	Total Number of Jobs Supported
	12.9	1.9	2.2	17.2
Labor Earnings (Payroll) 	Annual Salary Supported	Annual Salary Supported	Annual Salary Supported	Total Annual Salary Supported
	\$187,889	\$50,054	\$55,788	\$293,731
Economic (Sales Output) 	Contribution to Economy (Dollars)	Contribution to Economy (Dollars)	Contribution to Economy (Dollars)	Total Contribution to Economy (Dollars)
	\$755,652	\$152,089	\$170,706	\$1,078,447

SUMMARY

On an annual basis, **Forks Municipal Airport** patrons and its visitors in **Clallam** County, Washington contribute the following total annual economic benefit:

