
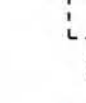










Freight and Goods Transportation System

Roadway 2007

WASHINGTON STATE DEPARTMENT OF TRANSPORTATION

-  URBAN AREA BOUNDARY
-  CITY LIMITS
-  UNINCORPORATED URBAN
-  INCORPORATED (URBAN OR RURAL)

TONNAGE CLASS T1 - T5
TONS ANNUAL
(in thousands)

-  T1 (over 10,000)
-  T2 (4,000 to 10,000)
-  T3 (900 to 4,000)
-  T4 (100 to 900)
-  T5 (over 20 in 60 days)
-  T-Class Undetermined

-  No Seasonal Weight Restrictions
-  Seasonal Weight Restrictions

