

# Tacoma Narrows Bridge Citizen Advisory Committee Meeting

**October 28, 2008 - 5:00 – 7:00 p.m.**

Gig Harbor Civic Center  
3510 Grandview St.  
Gig Harbor, Wa

**TNB Citizen Advisory Committee:**

Caroline Belleci, University Place  
Tracy Hopkins, Gig Harbor  
Jim Pasin, Gig Harbor  
Bob Ryan, Tacoma  
Ted Hilliard, Tracyton  
Becky Morgan, Gig Harbor  
Sonja Morgan, Tacoma  
Alan Weaver, Gig Harbor  
Ron Jones, Gig Harbor

**WA State Transportation Commission:**

Dan O'Neal  
Reema Griffith

**WSDOT:**

Ted Trepanier  
Greg Selstead  
Janet Matkin  
Ramona Lovelace  
Heather Reitmeier

**Office of Financial Management:**

Clint McCarthy

## AGENDA

<b>5:00 – 5:05</b>	Call to order	Bob Ryan
<b>5:05 – 5:15</b>	Welcome and introductions	Bob Ryan
<b>5:15 – 5:30</b>	Transportation Commission comments/direction	Dan O'Neal
<b>5:30 – 5:50</b>	Work Plan review and agenda review	Greg Selstead
<b>5:50 – 6:30</b>	Follow-up items from July 2008 meeting <ul style="list-style-type: none"><li>• Toll Operations presentation</li><li>• Financial Statements review</li></ul>	Ted Trepanier
<b>6:30 – 6:45</b>	Toll Operations Benchmarks and Incentives Report	Clint McCarthy
<b>6:45 – 6:55</b>	Public Comment	Public
<b>6:55 – 7:00</b>	Adjournment	Bob Ryan

\* DIRECTIONS: From the Tacoma Narrows Bridge, take the Wollochet DR NW exit. Turn right onto Pioneer Way. Continue ahead 0.1 miles and turn right onto Grandview. The Civic Center will be at this location.

# Notes from October 28, 2008

## TNB Citizen Advisory Committee Meeting

### Attendance

Those in attendance included: Bob Ryan, Caroline Belleci, Jim Pasin, Becky Morgan, Ted Hilliard and Ron Jones

Excused absences: Alan Weaver and Tracey Hopkins

Unexcused absences: Sonja Morgan.

### Toll Operations Presentation

- WSDOT's Ted Trepanier presented updated traffic and revenue information for FY 2008 and FY 2009.
- Ted Trepanier discussed the difference between bridge maintenance (day to day upkeep) and bridge preservation (big ticketed items).

### Financial Statements Review

- Clint McCarthy with the Office of Financial Management discussed the financial "benchmarks" using actual data.
- He also discussed the report currently taking place that looks at:
  - A number of performance measures
  - What operations costs mean for TNB versus other tolling facilities
- Committee member Jim Pasin asked if the report was looking at projects with specific structures where tolls are paying for only a bridge.
- WSDOT's Greg Selstead responded saying the report is comparing other facilities such as Lake Pontchartrain's Bridge, SR 91, The Golden Gate Bridge, etc.
- WSDOT's Craig Stone pointed out that the study/report is not being paid by toll payers, but by the Urban Partnership Agreement (UPA).
- Ted Trepanier discussed in detail the Balance Sheet going over revenues and expenditures.
- WSDOT's Rob Kirkwood assisted in discussing the Balance Sheet along with explaining the Trial Balance.
- CAC Chair Bob Ryan asked for an explanation of what the B2 program is for clarification.
  - Ted Trepanier responded.
  - B2 is for TNB Operations
  - B1 is not charged against tolls
  - B3 is SR 167 Hot Lanes

### Public Comment

▪ Mr. Randy Boss stated that it was a year before WSDOT gave out any Fund 511 information. He showed his chart regarding his public disclosure request and stated how much of it has not been answered. Ted Trepanier followed by explaining that because of the "massive" size of this request that it is taking much longer to completely answer the request, but WSDOT is currently working on it day after day.

▪ **Adjournment** -- The meeting adjourned at 6:40 p.m.

# Tacoma Narrows Bridge Toll Operations

## Working Reports as of September 30, 2008

**Paula J. Hammond, P.E.**  
Secretary

**David L. Dye, P.E.**  
Deputy Secretary

**Steve Reinmuth**  
Chief of Staff

**Ted Trepanier**  
Co-Director Maintenance and Operations  
State Traffic Engineer

**Greg Selstead**  
Director, Toll Operations

**TNB Citizen Advisory Committee**  
**October 28, 2008**




Washington State  
Department of Transportation

# Tacoma Narrows Bridge Toll Operations

(July 16, 2007 – September 30, 2008)

- Over 108,217 *Good To Go!* accounts and 242,827 transponders – more than five times the goal.
- 96% of Gig Harbor households have *Good To Go!* accounts.
- Nearly 70% used electronic toll lanes – over 85% of morning commuters currently use electronic lanes.
- More than 17.5 million transactions and almost \$42.9 million in revenue.
- Violation rate averaging around 2.2% for the past year.



# Traffic and Revenue for FY 2008

	Projected Traffic	Actual Traffic	Variance	Projected Revenue	Actual Revenue	Variance
<b>Jul-07</b>	627,125	670,198	43,073	\$1,477,654	\$1,509,550	\$31,896
<b>Aug-07</b>	1,215,055	1,332,868	117,813	2,862,954	2,889,731	26,777
<b>Sep-07</b>	1,151,365	1,222,252	70,887	2,703,659	2,744,747	41,088
<b>Oct-07</b>	1,163,238	1,242,451	79,213	2,672,600	2,739,561	66,961
<b>Nov-07</b>	1,105,981	1,165,676	59,695	2,530,697	2,604,895	74,198
<b>Dec-07</b>	1,167,808	1,168,397	589	2,651,153	2,614,333	(36,820)
<b>Jan-08</b>	1,174,117	1,136,487	(37,630)	2,502,701	2,498,116	(4,585)
<b>Feb-08</b>	1,175,347	1,123,576	(51,771)	2,501,786	2,490,628	(11,158)
<b>Mar-08</b>	1,295,838	1,194,321	(101,517)	2,756,084	2,664,102	(91,982)
<b>Apr-08</b>	1,236,939	1,176,209	(60,730)	2,624,481	2,610,276	(14,205)
<b>May-08</b>	1,299,701	1,239,713	(59,988)	2,776,801	2,803,000	26,199
<b>Jun-08</b>	1,255,786	1,203,867	(51,919)	2,632,724	2,719,247	86,523
<b>FY Total</b>	<b>13,868,300</b>	<b>13,876,867</b>	<b>7,715</b>	<b>\$30,693,294</b>	<b>\$30,888,186</b>	<b>\$194,892</b>

July-Dec 2007 projections based on the forecast dated April 2007.

Jan-Mar 2008 projections based on the forecast dated February 2008.

June 2008 projections based on the forecast dated June 2008.

# Traffic and Revenue for FY 2009

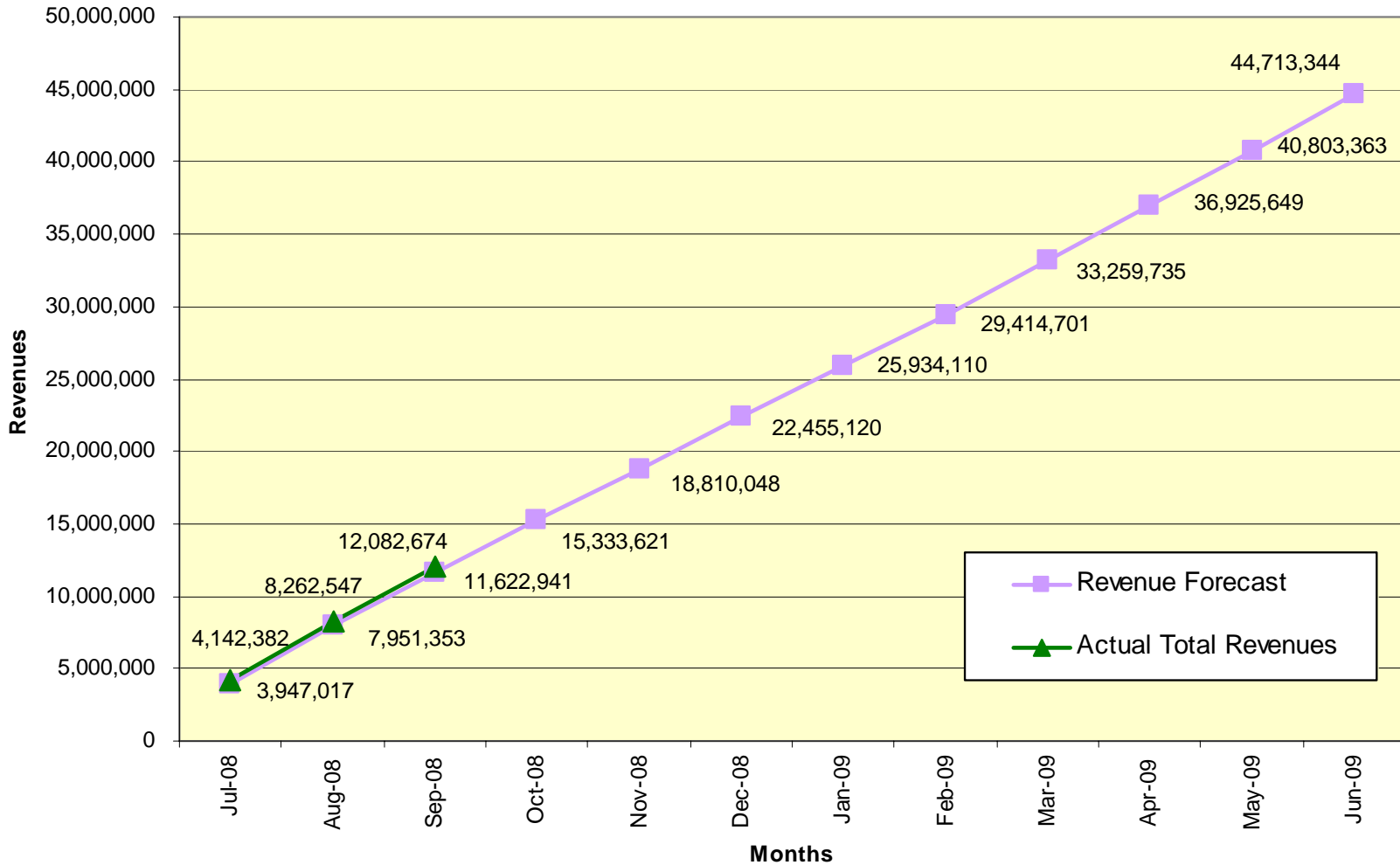
	Projected Traffic	Actual Traffic	Variance	Projected Revenue	Actual Revenue	Variance
Jul-08	1,255,786	1,235,349	(20,437)	\$3,947,017	\$4,142,382	\$195,365
Aug-08	1,266,537	1,248,245	(18,292)	4,004,336	4,120,165	115,829
Sep-08	1,161,754	1,186,566	24,812	3,671,588	3,820,127	148,539
Oct-08	1,180,928			3,710,680		
Nov-08	1,107,862			3,476,427		
Dec-08	1,167,554			3,645,072		
Jan-09	1,115,745			3,478,990		
Feb-09	1,117,296			3,480,591		
Mar-09	1,232,792			3,845,034		
Apr-09	1,176,750			3,665,914		
May-09	1,236,711			3,877,714		
Jun-09	1,251,005			3,909,981		
<b>FY Total</b>	<b>14,270,720</b>	<b>3,670,160</b>	<b>(13,917)</b>	<b>\$44,713,344</b>	<b>\$12,082,674</b>	<b>\$459,733</b>

July-August 2008 projections based on forecast dated June 2008.

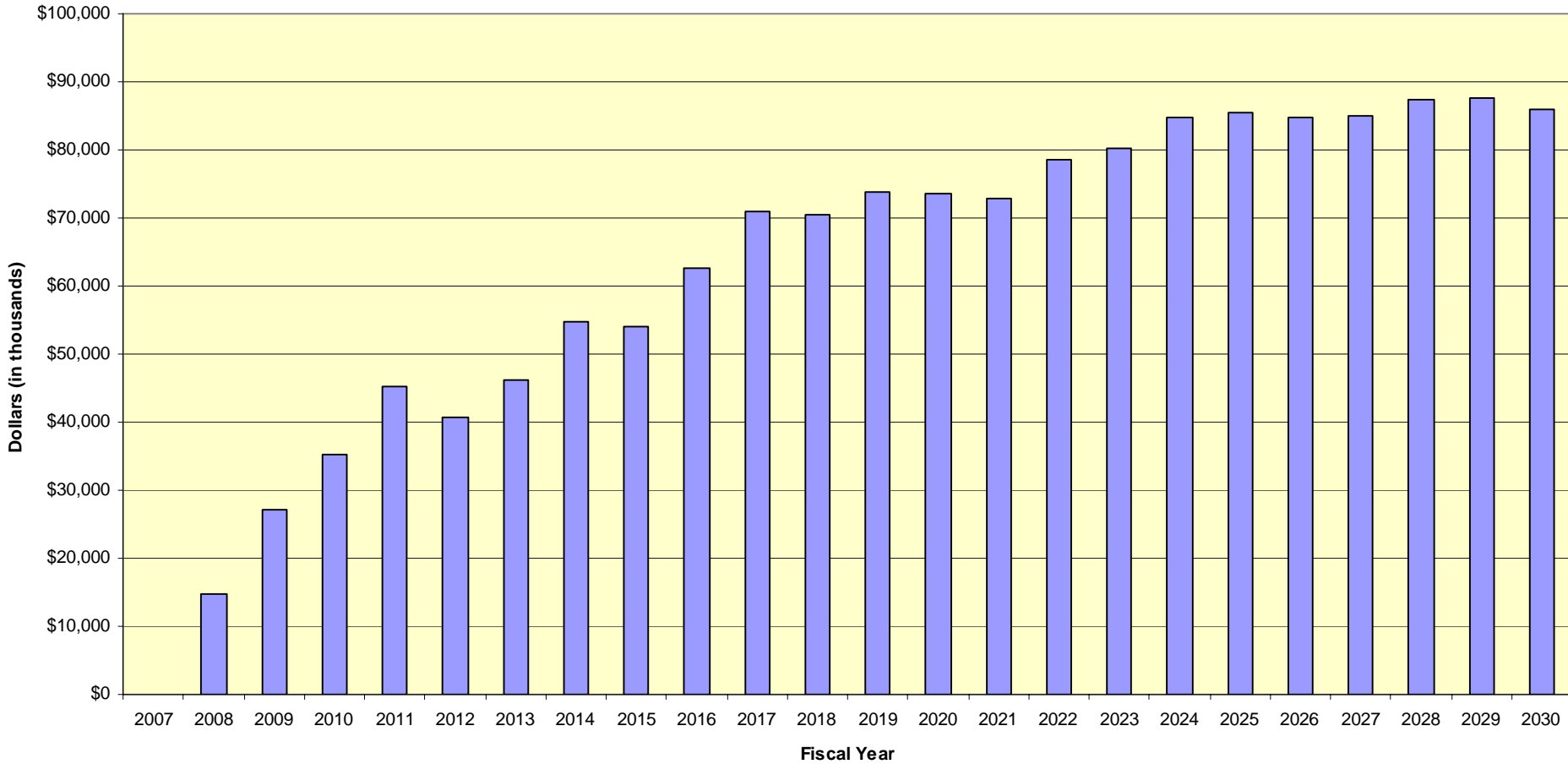
Sept 2008-June 2009 projections based on forecast dated September 2008.

# Projected vs. Actual Revenue

## FY July 2008 – June 2009



# Baseline Tacoma Narrows Bridge Debt Service Schedule



**Meeting debt service requirements in future years is based on estimated increases to toll rates in 2010, 2013 and 2016**

# Budget and Actual Expenditures

## FY 2008-09 compared to actual

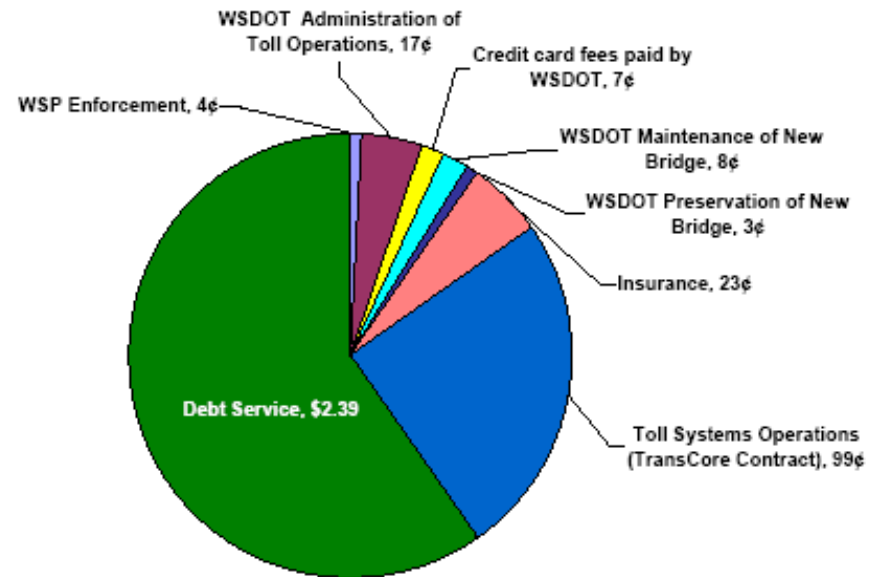
	Supplemental Budget	Actual Expenditures <sup>1</sup> thru 09/30/08	Remaining Balance thru 09/30/08
WSP Enforcement	\$633,000	\$588,396	\$44,604
WSDOT Administration of Toll Operations	2,960,000	1,517,801	1,442,199
Credit card fees paid by WSDOT	1,253,000	717,520	535,480
WSDOT Maintenance of New Bridge	1,486,000	259,459	1,226,541
WSDOT Preservation of New Bridge	477,000	3,889	473,111
Insurance	4,020,000	2,680,038	1,339,962
Toll Systems Operations (TransCore Contract)	17,493,000	10,089,988	7,403,012
SUBTOTAL of Operations and Maintenance Expenses	<b>\$28,322,000</b>	<b>\$15,857,091</b>	<b>\$12,464,909</b>
Debt Service	42,010,000	14,688,752	27,321,248
<b>Total</b>	<b>\$70,322,000</b>	<b>\$30,545,843</b>	<b>\$39,786,157</b>

<sup>1</sup>These amounts represent invoices processed to date that may not include all possible expenditures through September 30, 2008.

# Where the money goes?

Allocation of \$4 toll on TNB for FY 2008 – 09  
New supplemental budget levels

	Biennium \$	Percentage
WSP Enforcement	\$633,000	.9%
WSDOT Administration of Toll Operations	2,960,000	4.2%
Credit card fees paid by WSDOT	1,253,000	1.8%
WSDOT Maintenance of New Bridge	1,486,000	2.1%
WSDOT Preservation of New Bridge	477,000	0.7%
Insurance	4,020,000	5.7%
Toll Systems Operations (TransCore Contract)	17,493,000	24.9%
SUBTOTAL of Operations and Maintenance Expenses	28,322,000	40.3%
Debt Service	42,010,000	59.7%
<b>Total</b>	<b>\$70,332,000</b>	<b>100%</b>



# Additional Information

The following information is located  
within your individual packets.

- Rate Recommendation Work Plan
- Benchmarks and Incentives Report
- RCW's
- Tolls Financial Statements
  - Comparative Statement of Revenue Expenditures and Changes in Fund Balance
  - Balance Sheet
- General Ledger Trial Balance
- Chart of Accounts – Object Codes
- Crosswalk and Expenditure

**For more information go to:**

**[www.wsdot.wa.gov/operations/tolling](http://www.wsdot.wa.gov/operations/tolling)**

**Or Contact**

**Ted Trepanier at (360) 705-7280**

**Greg Selstead at (360) 705-7801**

**Tacoma Narrows Bridge  
Citizen Advisory Committee  
Rate Recommendation Work Plan – Fall 2008**

**Goal:**

In an advisory capacity, recommend a toll rate for the Tacoma Narrows Bridge. This recommendation will be presented to the Transportation Commission at their December 2008 meeting.

**Meetings:**

1. October 28, 2008
  - Welcome & Introductions
  - Transportation Commission Comments & Direction
  - Work Plan Review and Agenda Review
  - Follow-up items from July 2008 Meeting
    - ⇒ Toll Operations Presentation
    - ⇒ Financial Statements Review
  - Toll Operations Benchmarks and Incentives Report
  - Public Comment
  - Adjourn
  
2. November 13, 2008
  - Welcome & Introductions
  - Work Plan Review and Agenda Review
  - Budgeting Process Overview
  - Revenue Forecast Review
  - Rate Setting Policies/Criteria
    - ⇒ Exemptions
    - ⇒ Discounts
    - ⇒ Reserve
  - Public Comment
  - Adjourn
  
3. November 18, 2008
  - Welcome & Introductions
  - Work Plan Review and Agenda Review
  - Draft Rate Scenarios Review, Development and Direction
  - Public Comment
  - Adjourn

4. December 2, 2008
  - Welcome & Introductions
  - Work Plan Review and Agenda Review
  - Rate Scenario Review and Deliberation
  - Public Comment
  - Adjourn
  
5. December 4, 2008
  - Welcome & Introductions
  - Work Plan Review and Agenda Review
  - Rate Setting Deliberation
  - Rate Setting Recommendation
  - Next Steps with Commission & Presentation
  - Public Comment
  - Adjourn

## **Cost of Toll Operations Benchmarks and Incentives Report Scope of Work**

In support of the RFP development for the Urban Partnership Agreement and in accordance with the Governor's veto messages of Section 206 (6) and Section 212 (2) of the 2008 Supplemental Transportation Budget, prepare a report that addresses the following directives from the veto message:

- A. Evaluate the cost of toll operations on the Tacoma Narrows Bridge and SR 167 in comparison to other tolled facilities across the country.
- B. Develop toll operating cost benchmarks based on that evaluation.
- C. Develop incentives to reduce and control tolling operation costs.

Evaluation of the Tacoma Narrows Bridge (TNB) and SR 167 HOT Lanes programs will be based on an update to a report developed for WSDOT in February, 2007 (documents attached), prior to the TNB and SR 167 implementations. Current TNB / SR 167 cost information will be collected, updated information will be gathered from agencies previously surveyed, and the resulting information will be compiled and analyzed to reach high-level conclusions regarding program performance based on previously-identified measures.

Toll operating cost benchmarks will be based on the information gathered from TNB, SR 167, and the previously-surveyed agencies. Common high-level performance measures identified as part of the toll operations evaluation will be analyzed to identify recommended benchmarks for use by WSDOT. These benchmarks will be targeted for use in ongoing monitoring and reporting on the existing TNB and SR 167 operations, as well as the initial implementation of facilities under the Urban Partnership Agreement.

The input necessary for the identification of incentives to reduce and control tolling operation costs (e.g. reducing credit card costs by raising minimum establishment and refurbishment or incentivizing ACH) will be collected from the same agencies contacted for the above activities. In addition, WSDOT will provide a summary of lessons learned from the on-going operations. The resulting incentives will be considered for application across both the existing TNB / SR 167 programs and the initial implementation of facilities under the Urban Partnership Agreement.

A link to the OFM website that details the veto message is provided for reference.  
<http://www.governor.wa.gov/billaction/2008/veto/2878.pdf>

Working with WSDOT, this report will be prepared for the Office of Financial Management and the Legislature. This report will be submitted on December 1, 2008. Key milestones in the development of this report include the following:

- Finalize scope and execute task (Notice to Proceed) - October 02, 2008
- Prepare summary white paper based on initial research, findings and approach for developing tolling benchmarks and incentives for Commission Presentation and CAC Presentation, - October 15, 2008 (Olympia)
- Commission presentation by OFM and WSDOT - October 21 or 22, 2008
- CAC presentation by OFM and WSDOT - October 28, 2008
- Deliver Draft Report to OFM and WSDOT for distribution to stakeholders for feedback and input - November 3, 2008.
- Meet with OFM and WSDOT to discuss feedback and input received from stakeholders and begin development of final report - November 17, 2008
- Deliver final report - December 1, 2008

**RCW 47.46.090**

**Citizen advisory committee — Tolls.**

(1) A citizen advisory committee must be created for any project developed under this chapter that imposes toll charges for use of a transportation facility. The governor shall appoint nine members to the committee, all of whom must be permanent residents of the affected project area as defined for each project. Members of the committee shall serve without compensation.

(2) The citizen advisory committee shall serve in an advisory capacity to the commission on all matters related to the imposition of tolls including, but not limited to, (a) the feasibility of providing discounts to frequent users, electronic transponder users, senior citizens, or students; (b) the tradeoff of lower tolls versus the early retirement of debt; and (c) a consideration of variable, or time of day pricing.

(3) No toll charge may be imposed or modified unless the citizen advisory committee has been given at least twenty days to review and comment on any proposed toll charge schedule. In setting toll rates, the commission shall give consideration to any recommendations of the citizen advisory committee.

[2005 c 329 § 1; 2002 c 114 § 6.]

**Notes:**

**Finding -- Intent -- 2002 c 114:** See RCW 47.46.011.

**Captions not law -- 2002 c 114:** See note following RCW 47.46.011.

**RCW 47.46.100**

**Tolls — Setting — Lien on.**

(1) The commission shall fix the rates of toll and other charges for all toll bridges built under this chapter that are financed primarily by bonds issued by the state. Subject to RCW 47.46.090, the commission may impose and modify toll charges from time to time as conditions warrant.

(2) In establishing toll charges, the commission shall give due consideration to any required costs for operating and maintaining the toll bridge or toll bridges, including the cost of insurance, and to any amount required by law to meet the redemption of bonds and interest payments on them.

(3) The toll charges must be imposed in amounts sufficient to:

(a) Provide annual revenue sufficient to provide for annual operating and maintenance expenses, except as provided in RCW 47.56.245;

(b) Make payments required under RCW 47.56.165 and 47.46.140, including insurance costs and the payment of principal and interest on bonds issued for any particular toll bridge or toll bridges; and

(c) Repay the motor vehicle fund under RCW 47.46.110, 47.56.165, and 47.46.140.

(4) The bond principal and interest payments, including repayment of the motor vehicle fund for amounts transferred from that fund to provide for such principal and interest payments, constitute a first direct and exclusive charge and lien on all tolls and other revenues from the toll bridge concerned, subject to operating and maintenance expenses.

[2002 c 114 § 7.]

**Notes:**

**Finding -- Intent -- 2002 c 114:** See RCW 47.46.011.

**Captions not law -- 2002 c 114:** See note following RCW 47.46.011.

## Comparative Balance Sheet

Tacoma Narrows Toll Bridge Account-Fund 511

For the Fiscal Year Ended June 30, 2008 and Fiscal Year 2009 through Sept. 30, 2008

As required by RCW 47.56.060

	2007-09 Biennium	
	FY 2008 Phase 2	FY 2009 as of September 30, 2008
<b>Assets</b>		
Cash and Cash Equivalents	\$12,408,760	\$21,822,109
Other Receivables (net)	335,784	311,872
Due From Other Funds	63,309	0
Inventories	576,862	576,862
<b>Total Assets</b>	<b>13,384,716</b>	<b>22,710,843</b>

### Liabilities and Fund Balances

#### Liabilities

Accounts Payable	1,501,059	20,803
Contracts and Retainage Payable	613,285	613,285
Accrued Liabilities	20,271	2,757
Obligations Under Security Lending Agreement	982,913	0
Due to Other Funds	237,684	45,516
Due to Other Governments	37,110	0
<b>Total Liabilities</b>	<b>3,392,321</b>	<b>682,361</b>

#### Fund Balances:

Reserve for:

Reserve for Inventories	576,862	576,862
Unreserved, undesignated, reported in:		
Unreserved, Reported in Special Revenue Funds	9,415,533	21,451,620
<b>Total Fund Balance</b>	<b>9,992,395</b>	<b>22,028,482</b>
<b>Total Liabilities and Fund Balances</b>	<b>\$13,384,716</b>	<b>\$22,710,843</b>

## Comparative Statement of Revenues, Expenditures, and Changes in Fund Balances

Tacoma Narrows Toll Bridge Account-Fund 511

For the Fiscal Year Ended June 30, 2008 and Fiscal Year 2009 through Sept. 30, 2008

As required by RCW 47.56.060

	2007-09 Biennium	
	FY 2008 Phase 2	FY 2009 as of September 30, 2008
<b>Revenues:</b>		
Charges for Services	\$30,708,276	\$12,568,412
Interest Income	1,055,206	67,906
Miscellaneous Revenue	811,278	38,968
<b>Total Revenues</b>	<b>32,574,759</b>	<b>12,675,286</b>

### Expenditures:

#### **Tolls Program**

Personal Service Contracts	266,693	0
Goods And Services	13,940,124	252,467
Travel	21,652	3,142
Capital Outlays	469,651	16,010
Grants,Benefits & Client Svcs	248	606
Salaries and Benefits	675,884	198,346
Inter-Agency Reimbursement	0	683
<b>Sub-Total</b>	<b>15,374,252</b>	<b>471,254</b>

#### **Improvements Program**

Personal Service Contracts	15,383	63
Goods And Services	2,684,948	52,029
Travel	59,043	1,277
Capital Outlays	18,963,638	46,625
Salaries and Benefits	1,607,875	64,363
Debt Service	0	0
Grants,Benefits & Client Svcs	0	3
Inter-Agency Reimbursement	0	3,586
<b>Sub-Total</b>	<b>23,330,886</b>	<b>167,946</b>

#### **Total Expenditures**

**38,705,138**

**639,200**

<b>Excess of Revenues Over (Under) Expenditures</b>	<b>(6,130,379)</b>	<b>12,036,086</b>
---	--------------------	-------------------

#### **Other Financing Sources (Uses):**

Bond Issued	12,716,463	0
Operating Transfers In	0	0
Operating Transfers Out	(14,688,752)	0
<b>Total Other Financing Sources (Uses)</b>	<b>(1,972,289)</b>	<b>0</b>
<b>Net change in fund balance</b>	<b>(8,102,668)</b>	12,036,086
Fund Balance As Previously Reported	18,095,063	9,992,395
<b>Fund Balance - Ending</b>	<b>\$9,992,395</b>	<b>\$22,028,481</b>

RUN DATE: 10/08/2008  
 REPORT ID: A6138  
 AGENCY: 405 FUND: 511

STATE OF WASHINGTON D.O.T.  
 SUMMARY TRIAL BALANCE BY ACCOUNTING DISTRIBUTION - WITHIN FUND  
 FOR BUDGET FISCAL YEAR 2008  
 SEP 2008 FM 03/2009

ACCT GL TYPE	B.S. ACCOUNT	OBJ/REV SOURCE	BEG BALANCE	TOTAL DEBITS	TOTAL CREDITS	ENDING BALANCE
01	1140 TC39	1140 DEPOSIT	613,285.27	0.00	0.00	613,285.27
		1140 OFM GL ACCT TOTAL	613,285.27	0.00	0.00	613,285.27
01	1312 T100	VISA/MC	397,118.07	2,209,253.17	2,442,279.06	164,092.18
01	1312 T101	AMEX	37,887.35	208,253.75	218,386.75	27,754.35
01	1312 T102	DISCOVER	8,447.85	39,132.50	40,214.90	7,365.45
01	1312 T103	DEBIT	20,368.36	20,183.75	20,198.25	20,382.86
01	1312 T104	ACH	0.00	1,660.30	1,660.30	0.00
01	1312 T200	UNIDENTIFIED	3,764.50	156,592.00	134,660.00	18,167.50
01	1312 T201	IDENTIFIED	74,282.00	44,884.00	4,290.50	114,875.50
01	1312 13CC	ACCTS REC	0.00	0.00	0.00	0.00
		1312 OFM GL ACCT TOTAL	493,602.41	2,679,959.47	2,861,689.76	311,872.12
01	1319 1319	OTHER REC	0.00	0.00	0.00	0.00
		1319 OFM GL ACCT TOTAL	0.00	0.00	0.00	0.00
01	1353 1353	DUE FR FUNDS	0.00	0.00	0.00	0.00
		1353 OFM GL ACCT TOTAL	0.00	0.00	0.00	0.00
01	1410 1410	CONSUM INVTY	576,862.20	0.00	0.00	576,862.20
		1410 OFM GL ACCT TOTAL	576,862.20	0.00	0.00	576,862.20
01	4320 4320	CASH BAL	26,764,929.24	0.00	0.00	26,764,929.24
		4320 OFM GL ACCT TOTAL	26,764,929.24	0.00	0.00	26,764,929.24
01	7100 7100	CASH IN PROC	3,089,900.74	8,348,749.00	4,351,742.25	907,106.01
		7100 OFM GL ACCT TOTAL	3,089,900.74	8,348,749.00	4,351,742.25	907,106.01
01	7130 7130	CANCEL WARR	2,540.51	216.75	0.00	2,757.26
		7130 OFM GL ACCT TOTAL	2,540.51	216.75	0.00	2,757.26
01	7140 7140	JV'S IN PROC	2,934,142.38	120.00	51,073.27	2,985,095.65
01	7140 99AA	INFR TABLE	2,578,945.03	0.00	84,332.06	2,663,275.09
01	7140 99CA	CA OFFSET	76,548.11	0.53	3,791.53	80,339.11
01	7140 99SA	INFR TABLE	13,014.09	0.00	79.89	13,093.98
		7140 OFM GL ACCT TOTAL	5,602,647.61	120.53	139,276.75	5,741,803.83
01		ACCT TYPE TOTAL	19,758,671.28	11,029,045.75	7,352,708.76	23,435,008.27
02	5111 CX03	WARR CANCEL	0.00	0.00	0.00	0.00
02	5111 51CC	ACCT PAY ACR	0.00	0.00	0.00	0.00
		RAMONA LOVELACE (000000401)				

ACCT GL TYPE	B.S. ACCOUNT	OBJ/REV SOURCE	BEG BALANCE	TOTAL DEBITS	TOTAL CREDITS	ENDING BALANCE
02	5111 5111	ACCT PAY	74,419.66-	182,221.34	128,605.02-	20,803.34-
		5111 OFM GL ACCT TOTAL	74,419.66-	182,221.34	128,605.02-	20,803.34-
02	5116 TC34	5116 RETAINING	0.00	0.00	0.00	0.00
02	5116 TC38	5116 ESCROW	613,285.27-	0.00	0.00	613,285.27-
		5116 OFM GL ACCT TOTAL	613,285.27-	0.00	0.00	613,285.27-
02	5152 5152	DUE TO GOVT	0.00	760.88	760.88-	0.00
		5152 OFM GL ACCT TOTAL	0.00	760.88	760.88-	0.00
02	5153 5153	DUE TO FUNDS	3,470.31-	3,489.98	3,427.69-	3,408.02-
		5153 OFM GL ACCT TOTAL	3,470.31-	3,489.98	3,427.69-	3,408.02-
02	5154 5154	DUE TO AGY	0.00	1,121.56	43,228.99-	42,107.43-
		5154 OFM GL ACCT TOTAL	0.00	1,121.56	43,228.99-	42,107.43-
02	5158 5158	DUE TO DOR	0.00	0.00	0.00	0.00
		5158 OFM GL ACCT TOTAL	0.00	0.00	0.00	0.00
02	5192 A597	5192 ETC TRA	0.00	0.00	0.00	0.00
02	5192 5192	DEF REV	0.00	0.00	0.00	0.00
		5192 OFM GL ACCT TOTAL	0.00	0.00	0.00	0.00
02	5194 5194	LIAB.-CANC W	2,540.51-	0.00	216.75-	2,757.26-
		5194 OFM GL ACCT TOTAL	2,540.51-	0.00	216.75-	2,757.26-
03	9540 9540	RESV-CON INV	576,862.20-	0.00	0.00	576,862.20-
		9540 OFM GL ACCT TOTAL	576,862.20-	0.00	0.00	576,862.20-
03	9590 9590	UNR FUND BAL	17,393,188.69-	0.00	0.00	17,393,188.69-
		9590 OFM GL ACCT TOTAL	17,393,188.69-	0.00	0.00	17,393,188.69-
03		ACCT TYPE TOTAL	17,970,050.89-	0.00	0.00	17,970,050.89-

CA01 MANAGEMENT  
 CB01 LEGAL  
 CD01 INFORMATION

RAMONA LOVEFACE (000000401)

266,693.12  
 1,545.30  
 13,642.09  
 PACKET PAGE NUMBER

RUN DATE: 10/08/2008  
 REPORT ID: A613B  
 AGENCY: 405 FUND: 511

STATE OF WASHINGTON D.O.T.  
 SUMMARY TRIAL BALANCE BY ACCOUNTING DISTRIBUTION - WITHIN FUND  
 FOR BUDGET FISCAL YEAR 2008  
 SEP 2008 PM 03/2009

ACCT TYPE	GL ACCT	B.S. ACCOUNT	OBJ/REV SOURCE	BEG BALANCE	TOTAL DEBITS	TOTAL CREDITS	ENDING BALANCE	
22	22		EMPLY TRAIN	258.23	0.00	0.00	258.23	
22	22		SUPP & MATER	46,107.96	8,212.52	65.00	54,255.48	
22	22		SUPP/MATL WK	0.11	0.00	0.00	0.11	
22	22		INFO TECH	399.89	98.37	0.00	498.26	
22	22		SAFETY FOOTM	224.69	0.52	0.00	225.21	
22	22		SAFETY CLOTH	713.74	0.00	0.00	713.74	
22	22		TELEPHONE	415.45	271.83	0.00	687.28	
22	22		REFRESHMENTS	484.25	0.00	0.00	484.25	
22	22		BULD TRANS	2,155,973.96	0.00	0.00	2,155,973.96	
22	22		EA30	13,131.28	79.89	0.00	13,211.17	
22	22		EA79	INV ISSUE-DR	0.00	0.00	0.00	
22	22		EB01	75,800.67	2,998.30	0.00	78,798.97	
22	22		EB02	8,928.74	140.72	0.00	9,069.44	
22	22		EB03	10,715.40	1,404.09	0.00	12,119.49	
22	22		EB04	15,331.96	1,985.73	0.00	17,317.69	
22	22		EB01	UTILITIES	8.70	0.00	17,317.69	
22	22		EC01	UTIL GAS	0.98	0.00	17,317.69	
22	22		EC02	UTIL ELECTR	7.74	0.00	17,317.69	
22	22		EC05	4,931.92	1,823.25	0.00	6,755.17	
22	22		EC09	WATER	0.33	1.36	1.69	
22	22		ED03	LAND & BUILD	59,349.02	424.47	0.00	59,773.49
22	22		ED01	GEN REPAIR	750.59	108.40	0.00	858.99
22	22		EE02	MAINT INFO	3,152.34	3,079.47	0.00	6,231.81
22	22		EE03	MAINT COPIER	5,181.39	110.50	0.00	5,291.89
22	22		EF01	PRINTING SVC	33,742.31	930.03	0.00	34,672.34
22	22		EF02	BOOKS/MATLS	235.18	0.84	0.00	236.02
22	22		EG01	TRAINING FEE	1,753.29	0.00	0.00	1,753.29
22	22		EG02	CONFERENCES	603.53	20.09	0.00	623.62
22	22		EG06	DUES/MEMBERS	2,277.92	0.00	0.00	2,277.92
22	22		EG10	PROFESSIONAL	6.59	0.25	0.00	6.84
22	22		EG18	EMP RECOGN	554.35	9.02	0.00	563.37
22	22		EG19	REG AWARDS	2,591.11	0.00	0.00	2,591.11
22	22		EG94	REG FEES	715.00	0.00	0.00	715.00
22	22		EH02	TEF EQ RENTL	28,986.81	0.00	0.00	28,986.81
22	22		EH03	RENT & LEASE	13,045.58	1,625.69	0.00	14,671.27
22	22		EH06	BOOTH COSTS	71.35	125.96	0.00	197.31
22	22		EH07	COPY MACHINE	8,189.13	0.00	0.00	8,189.13
22	22		EH19	TEF EQ/ENGRN	1,339.82	600.51	0.00	1,940.33
22	22		EJ01	SUBSCRIPTION	216.46	48.50	0.00	264.96
22	22		EJ01	FAC & SERV	750.38	0.00	0.00	750.38
22	22		EP01	INSURANCE	2,694,250.97	0.00	0.00	2,694,250.97
22	22		ER01	COMMUTE	1,121.30	0.00	0.00	1,121.30
22	22		ER06	OTHER SERV	9,975,331.64	0.00	0.00	9,975,331.64
22	22		ER07	CLEANING	831.38	26.27	0.00	857.65
22	22		ER15	OTHER AGENCY	704,861.59	42,107.43	0.00	746,969.02
22	22		ER16	OTHER GOVTS	152,690.80	269.50	0.00	152,960.30
22	22		ER25	CONF COSTS	235.45	0.00	0.00	235.45
22	22		ER27	INFO TECH	22,309.19	0.00	0.00	22,309.19
22	22		ER28	DATA LINES	699.65	0.00	0.00	699.65
22	22		ER30	COMMUTE TRIP	884.29	20,283.58	0.00	20,283.58
22	22		ES04	O/S REPAIRS	840.71	24.45	0.53	864.77
22	22		ES08	GAS/PROPANE	0.60	5,486.77	0.00	5,487.37
22	22		ES67	GASOLINE	172.73	0.00	0.00	172.73

RAMONA LOVELAKE (000000401)

PACKET PAGE NUMBER

RUN DATE: 10/08/2008  
 REPORT ID: A613B  
 AGENCY: 405 FUND: 511

STATE OF WASHINGTON D.O.T.  
 SUMMARY TRIAL BALANCE BY ACCOUNTING DISTRIBUTION - WITHIN FUND  
 FOR BUDGET FISCAL YEAR 2008  
 SEP 2008 FM 03/2009

ACCT GL TYPE ACCT	B.S. ACCOUNT	OBJ/REV SOURCE	BEG BALANCE	TOTAL DEBITS	TOTAL CREDITS	ENDING BALANCE
22	OFM					
22	ES68	DIESEL	0.00	200.01	0.00	200.01
22	ES71	EQUIP PARTS	3,351.28	5,770.77	0.00	9,122.05
22	EZ01	OTHER GOODS	6,403.21	0.00	0.00	6,403.21
22	EZ02	ADVERTISING	11,477.55	56.55	0.00	11,534.10
22	EZ03	ASSESSMENTS	15.00	0.00	0.00	15.00
22	EZ08	PROMO PROGRA	3,582.32	0.00	0.00	3,582.32
22	EZ80	COURT AWARDS	0.03	0.00	0.00	0.03
22	EZ86	BANK FEES	45,326.69	5,117.28	0.00	50,443.97
22	EZ87	MERCHANT DIS	593,473.61	73,602.86	0.00	667,076.47
22	EZ97	MANUF SIGNS	26,192.01	0.00	0.00	26,192.01
22	GA01	IN-STATE SUB	3,462.34	0.00	0.00	3,462.34
22	GA02	IN-STATE TAX	49.32	0.00	0.00	49.32
22	GB01	IN-STATE AIR	2.51	0.00	0.00	2.51
22	GC01	PRIVATE AUTO	5,864.85	222.16	0.00	6,087.01
22	GD01	OTHER TRAVEL	3,310.88	23.63	0.00	3,334.51
22	GD02	EMPL RELOCAT	7,045.26	0.00	0.00	7,045.26
22	GD03	MEALS MEETING	2,691.33	0.00	0.00	2,691.33
22	GD04	OTHER TRAVEL	381.14	0.00	0.00	381.14
22	GD15	OTHER - NE	257.91	0.00	0.00	257.91
22	GF01	OUTSTATE SUB	117.00	38.37	0.00	155.37
22	GF04	OUTSTATE SUB	2,807.49	0.00	0.00	2,807.49
22	GG04	OUTSTATE AIR	4,681.60	0.00	0.00	4,681.60
22	GN01	GA VEHICLE	4,376.44	0.34	0.00	3,76.78
22	GN02	TEF EQUIP	52,502.08	1,279.62	0.00	53,781.70
22	JA01	EQUIPMENT	40,100.03	2,357.01	0.00	42,457.04
22	JA04	EQUIP INVENT	1,628.99	307.89	0.00	1,936.88
22	JA06	IT HARDWARE	107.69	11,807.59	0.00	11,915.28
22	JA07	IT SOFTWARE	11,902.06	0.00	0.00	11,902.06
22	JA08	IT HARDWARE	11,947.22	0.00	0.00	11,947.22
22	JA18	INFRIMPNC	130,905.91	8,982.57	0.00	139,888.48
22	JC02	DONATED EQUI	97,370.72	0.00	0.00	97,370.72
22	JC03	INFO TECH EQ	3,612.75	0.00	0.00	3,612.75
22	JG01	HVY CONSTRUC	18,592,183.86	0.00	0.00	18,592,183.86
22	JK01	ARCH & ENG	584,904.30	22,074.28	0.00	606,978.58
22	NZ18	RECORG AWARDS	0.00	2.92	0.00	2.92
22	NZ19	EMPLOYEE SAF	853.54	0.00	0.00	853.54
22	TA10	REGULAR	138,904.35	6,924.18	0.00	145,828.53
22	TA11	OVERTIME	2,248,651.66	79,671.13	0.00	2,328,322.79
22	TA13	PENALTY PAY	163.65	0.00	0.00	163.65
22	TE73	PRINTING SVC	26,775.35	680.53	0.00	27,455.88
22	TE75	GEO SERVS	9,594.65	0.00	0.00	9,594.65
22	TE76	OSC MATS LAB	37,415.12	271.85	0.00	37,686.97
22	OFM GL ACCT TOTAL		39,032,544.73	311,858.37	65.55-	39,344,337.55
22	ACCT TYPE TOTAL		39,032,544.73	311,858.37	65.55-	39,344,337.55
31	0405	FINES/FRFELT	680,369.84-	0.00	0.00	680,369.84-
31	0420	CHARGES	26.31-	0.00	0.00	26.31-
31	0486	PRIOR RECVRY	53,607.67-	0.00	0.00	53,607.67-
		RAMONA LOVEFACE (0000000401)				

RUN DATE: 10/08/2008  
 REPORT ID: A6138  
 AGENCY: 405 FUND: 511

STATE OF WASHINGTON D.O.I.  
 SUMMARY TRIAL BALANCE BY ACCOUNTING DISTRIBUTION - WITHIN FUND  
 FOR BUDGET FISCAL YEAR 2008  
 SEP 2008 FM 03/2009

ACCT GL	TYPE ACCT	B.S. ACCOUNT	OBJ/REV SOURCE	BEG BALANCE	TOTAL DEBITS	TOTAL CREDITS	ENDING BALANCE
31			0490	30.25	0.00	0.00	30.25
31			0497	39,047,711.56-	94,082.50	4,026,250.15-	42,979,879.21-
31			0499	116,179.01-	0.00	120.00-	116,299.01-
31			0902	387,752.30-	0.00	0.00	387,752.30-
31			0920	452.19	0.00	0.00	452.19
31			0925	157,714.88	1,435,400.50	1,502,597.09-	90,518.29
		OFM GL ACCT TOTAL		40,127,449.37-	1,529,483.00	5,528,967.24-	44,126,933.61-
	31	ACCT TYPE TOTAL		40,127,449.37-	1,529,483.00	5,528,967.24-	44,126,933.61-
	511	FUND TOTAL		0.00	13,057,980.88	13,057,980.88-	0.00

RAMONA LOVELACE (000000401)

PACKET PAGE NUMBER

8 \*\*\*

## Object Codes Introduction

Every expenditure made by the Department has a purpose or object. The information contained in this section provides a detailed listing of all the object codes which are valid for use within the Department.

The object account code consists of three separate elements. The first two characters (one digit each) are assigned by the Office of Financial Management (OFM) and are common to all state agencies. These common characters are used for comparisons of expenditures between state agencies. The last element (a two digit field) is defined by the Department.

For example the Object Code EA 02 provides the following information:

The "E" is the **Object** and is defined by OFM as a purchase of Goods and Services.

The "A" is the **Sub Object** and is defined by OFM as an element of Goods and Services consisting of Supplies and Materials.

The "02" is the **Sub-Sub Object** and is defined by the Department as an element of Supplies and Materials consisting of Sign Manufacturing Supplies.

Since some objects are not reimbursable by FHWA, check the Transportation Reporting Accounting Information System (TRAINS) Object (OBJT) table for eligibility.

The object and sub object definitions by OFM are as follows:

**Object Codes  
Introduction  
Object and Sub Object**

**Ax Salaries and Wages  
(OSC and WSF Division Payroll Offices Only)**

- AA State Personnel Board Classified
- AC State Exempt
- AE State Special
- AQ State Ferry System
- AS Sick Leave Buy-Out
- AT Terminal Leave
- AU Overtime and Call-Back

**Bx Employee Benefits — State Share  
(OSC and WSF Division Payroll Offices Only)**

- BA Old Age, Survivors, and Disability Insurance
- BB Retirement and Pensions
- BC Medical Aid and Industrial Insurance
- BD Health, Life, and Disability Insurance
- BF Unemployment Compensation
- BH Hospital Insurance (Medicare)
- BT Shared - Sick Leave Provided
- BU Shared Personal Holiday Provided
- BV Shared Leave Provided
- BW Shared Leave Received
- BZ Other Employee Benefits

**Cx Personal Service Contracts**

- CA Management and Organizational Services
- CB Legal and Expert Witness Services
- CC Financial Services
- CD Computer and Information Services

**Object Codes**  
**Introduction**  
**Object and Sub Object**

**Cx Personal Service Contracts (continued)**

- CF Technical Research Services
- CG Marketing Services
- CH Communications Services
- CJ Employee Training Services
- CK Recruiting Services
- CZ Other Services

**Ex Goods and Services**

- EA Supplies and Materials
- EB Communications
- EC Utilities
- ED Rentals and Leases- Land and Buildings
- EE Repairs, Alterations, and Maintenance
- EF Printing Services
- EG Employee Professional Development and Training
- EH Rentals and Leases- Furnishings, Equipment, & Software
- EJ Subscriptions
- EK Facilities and Services
- EL Data Processing Services
- EM Attorney General Services
- EN Personnel Services
- EP Insurance
- ER Purchased Services
- ES Vehicle Maintenance and Operating Costs
- ET Audit Services
- EV Administrative Hearings Services
- EW Archives and Records Management Services
- EX Office of Minority and Women's Business Enterprises
- EZ Other Goods and Services

**Object Codes  
Introduction  
Object and Sub Object**

**Fx Cost of Goods Sold**

FA Net Cost of Goods Sold

**Gx Travel**

GA In-State Subsistence and Lodging

GB In-State Air Transportation

GC Private Automobile Mileage

GD Other Travel Expenses

GF Out-of-State Subsistence and Lodging

GG Out-of-State Air Transportation

GN Motor Pool Services

**Jx Capital Outlays**

JA Non Capitalized Assets

JC Furnishings, Equipment, and Software

JE Land

JF Buildings

JG Highway Construction

JH Improvements Other than Buildings

JJ Grounds Development

JK Architectural and Engineering Services

JM Works of Art and Historical Landmarks

JN Relocation Costs

JZ Other Capital Outlays

**Nx Grants, Benefits, and Client Services**

NR Loan Disbursements

NZ Other Grants, Benefits, and Client Services

## **Object Codes Introduction Object and Sub Object**

### **Px Debt Service**

PA	Principal, Current Payable
PB	Interest
PC	Other Debt Services
PD	Principal - OST Lease/Purchase Agreements
PE	Interest - OST Lease/Purchase Agreements

### **Sx Interagency Reimbursements**

SA	Salaries and Wages
SB	Employee Benefits
SC	Personal Service Contracts
SE	Goods and Services
SG	Travel
SJ	Capital Outlays
SN	Grants, Benefits, and Client Services
SP	Debt Service

### **Tx Intra-Agency Reimbursements**

TA	Salaries and Wages
TB	Employee Benefits
TC	Personal Service Contracts
TE	Goods and Services
TG	Travel
TJ	Capital Outlays
TZ	Unidentified

## **Object Codes Introduction**

### **Object and Sub Object**

#### **Wx Depreciation, Amortization, and Bad Debts**

- WA Depreciation Expense
- WB Amortization Expense
- WC Bad Debts Expense
- WD Change to Capitalization Policy

#### **Zx Unalloted Budget Accounts**

- ZA Unallocated Salaries & Wages
- ZB Unallocated Employee Benefits
- ZC Unallocated Personal Services
- ZD Unallocated FTE's
- ZE Unallocated Goods & Services
- ZG Unallocated Travel
- ZJ Unallocated Capital Outlay
- ZK Unallocated Non-Capital Fixed Assets
- ZN Unallocated Grants & Loans
- ZP Unallocated Debt Service
- ZS Unallocated Inter-Agency Reimbursement
- ZT Unallocated Intra-Agency Reimbursement

## Expenditure Crosswalk

FIRS Query  
 Agency 405  
 Fund 511  
 Program B2

Exp  
 Total Dollars  
 Jul-07

Object Code	Sep-08	Expenditure Object	Category of Inclusion
CA01	266,693.12	Personal Service Contracts	WSDOT Toll Ops, Maintenance & Preservation
EA01	19,448.89	Supplies and Materials	WSDOT Toll Ops, Maintenance & Preservation
EA04	456.30	Information Technology Hardware	WSDOT Toll Ops, Maintenance & Preservation
EA08	205.91	Telephones	WSDOT Toll Ops, Maintenance & Preservation
EA21	259.14	Light Refreshments	WSDOT Toll Ops, Maintenance & Preservation
EA30	27,000.00	Transponder purchases - bulk	WSDOT Toll Ops, Maintenance & Preservation
EA79	208.38	Inventory Issues - Debit	WSDOT Toll Ops, Maintenance & Preservation
EB01	16,319.48	Communications - including land lines, cell, SCAN	WSDOT Toll Ops, Maintenance & Preservation
EB02	327.89	Communication - Other than telephones	WSDOT Toll Ops, Maintenance & Preservation
EB03	6,329.55	Cellular Telephone Service Charges	WSDOT Toll Ops, Maintenance & Preservation
EB04	1,483.38	Communications - Date Lines	WSDOT Toll Ops, Maintenance & Preservation
EC05	5,515.09	Utilities	WSDOT Toll Ops, Maintenance & Preservation
EC09	0.00		
ED03	44,962.92	Rentals/Leases - office space	WSDOT Toll Ops, Maintenance & Preservation
EE01	18.56	Repairs, Alterations & Maintenance	WSDOT Toll Ops, Maintenance & Preservation
EE03	1,325.98	Maintenance on copies, fax, etc.	WSDOT Toll Ops, Maintenance & Preservation
EF01	31,043.09	Printing Services	WSDOT Toll Ops, Maintenance & Preservation
EG01	135.45	Professional Development	WSDOT Toll Ops, Maintenance & Preservation
EG02	160.41	Conference/Technical meetings	WSDOT Toll Ops, Maintenance & Preservation
EG06	2,275.00	Dues/Memberships/Association Fees	WSDOT Toll Ops, Maintenance & Preservation
EG94	350.00	Registration Fees	WSDOT Toll Ops, Maintenance & Preservation
EH02	4,322.41	Equipment rented from OTEF	WSDOT Toll Ops, Maintenance & Preservation
EH03	2,546.32	Rentals and leases of equipment and software	WSDOT Toll Ops, Maintenance & Preservation
EH07	1,633.37	Copy machine rentals and leases	WSDOT Toll Ops, Maintenance & Preservation
EJ01	75.00	Subscriptions	WSDOT Toll Ops, Maintenance & Preservation
EK01	750.38	Facilities and services charges to General Admin.	WSDOT Toll Ops, Maintenance & Preservation
EP01	2,680,038.22	Insurnace - TNB calendar year 2008	Bridge Insurance
ER01	1,121.30	Purchased Services	WSDOT Toll Ops, Maintenance & Preservation
ER06	9,910,869.79	TransCore and other services	TransCore and other services
ER15	588,396.27	Washington State Patrol Contract	WSP
ER16	119,323.97	Dept. of Licensing - Wash., Ore., Idaho	WSDOT Toll Ops, Maintenance & Preservation
ER30	908.21	CTR Program	WSDOT Toll Ops, Maintenance & Preservation
ES68	200.01	Motor Fuel	WSDOT Toll Ops, Maintenance & Preservation

EZ01	6,402.97	Other Goods and Services	WSDOT Toll Ops, Maintenance & Preservation
EZ08	0.88	Promotion of Programs	WSDOT Toll Ops, Maintenance & Preservation
EZ86	50,443.97	Bank fees	Bank Fees
EZ87	667,076.47	Credit/debit card fees	Bank Fees
EZ97	655.81	Signs	WSDOT Toll Ops, Maintenance & Preservation

GA01	441.66	In-State Subsistence and Lodging	WSDOT Toll Ops, Maintenance & Preservation
GA02	0.00		WSDOT Toll Ops, Maintenance & Preservation
GB01	0.67	In-State Air Transportation	WSDOT Toll Ops, Maintenance & Preservation
GC01	2,968.79	Private Automobile Mileage	WSDOT Toll Ops, Maintenance & Preservation
GD01	1,273.26	Other Travel Expenses - parking	WSDOT Toll Ops, Maintenance & Preservation
GD03	130.21	Meals with Meetings	WSDOT Toll Ops, Maintenance & Preservation
GG04	2,054.00	Out-of-state Air Transportation	WSDOT Toll Ops, Maintenance & Preservation
GN01	0.34	Motor Pool Services - General Administration	WSDOT Toll Ops, Maintenance & Preservation
GN02	17,924.77	Motor Pool Services - fleet cars	WSDOT Toll Ops, Maintenance & Preservation

JA01	37,492.11	Non-Capitalized Assets	WSDOT Toll Ops, Maintenance & Preservation
JA07	11,121.04	Information technology software - Inventoried	WSDOT Toll Ops, Maintenance & Preservation
JA08	75.00	Information technology software - Non-Inventoried	WSDOT Toll Ops, Maintenance & Preservation
JC02	87,652.76	Furnishings, Equipment & Software	WSDOT Toll Ops, Maintenance & Preservation
JK01	362,589.43	Architectural & Engineering Services	WSDOT Toll Ops, Maintenance & Preservation

NZ19	853.54	Other Grants, Benefits and Services	WSDOT Toll Ops, Maintenance & Preservation
------	--------	-------------------------------------	--

TA10	21,282.02	Salaries & Wages	WSDOT Toll Ops, Maintenance & Preservation
TA11	846,240.95	Salaries & Wages	WSDOT Toll Ops, Maintenance & Preservation
TE73	5,652.06	Intra-Agency Goods & Services	WSDOT Toll Ops, Maintenance & Preservation
TE75	54.00	Intra-Agency Goods & Services	WSDOT Toll Ops, Maintenance & Preservation

<b>15,857,090.50</b>	<b>Total Expenditures</b>
----------------------	---------------------------

Total Expenditures of \$15,857,090.50 balances to Budget and Actual Expenditures on page seven of the presentation.