



**AIRPORT Roche Harbor (9S1)**  
**ASSOCIATED CITY: Roche Harbor**  
**ARC: B-I**  
**REGION: Northwest**

**AIRPORT DATA AND FACILITIES**

The Roche Harbor Airport is located in San Juan County, approximately one mile northeast of the City. The Airport has a total of 10 based aircraft, including nine single-engine and one multi-engine piston-powered. The latest available data indicate that the Roche Harbor experienced 2,500 annual operations. Runway 6-24, the Airport's only runway, is 4,300 feet long, 35 feet wide, has an asphalt surface, and is equipped with low intensity runway lights. There are no published approaches to the Airport.

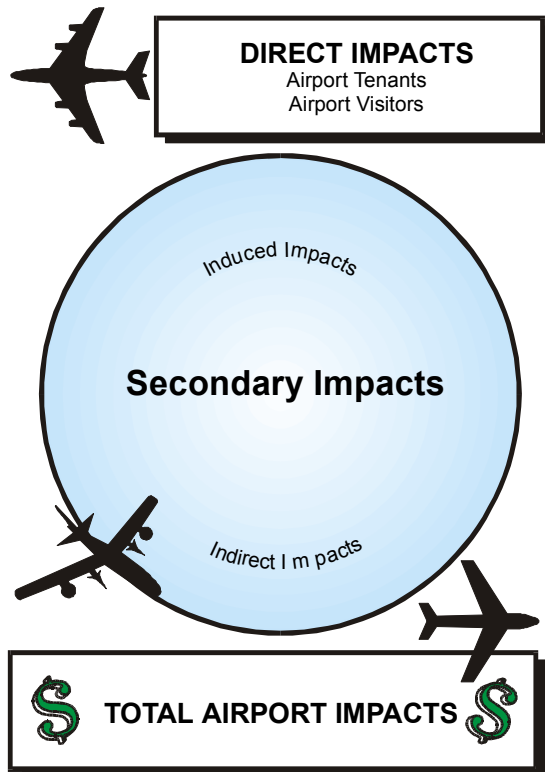


**ECONOMIC IMPACTS**

The economic impacts of Washington's airports are to be calculated using a methodology, which has evolved over the past decade and is nationally recognized as the standard for conducting economic impact studies of airports. The methodology is consistent with analytical models used by the Federal Aviation Administration (FAA), and employs the use of direct survey information and an input/output model (IMPLAN) as developed by the U.S. Department of Commerce to determine multipliers specific to the state of Washington for "secondary" economic impacts.

Types of Economic Impact - This study will identify and examine those aviation activities at the public use airports in Washington that create economic impact. These impacts are generated in three ways: **1) Direct**, **2) Indirect**, and **3) Induced Effects**. Combined, the three impact types yield the total economic impacts of an airport, as described below:





**DIRECT ECONOMIC IMPACTS**

These economic impacts occur as a consequence of providing aviation services. These impacts usually occur at the airports, and comprise the financial expenditures by firms which carry passengers (air carrier, air charter or air taxi) or cargo; firms which serve the air carrier and general aviation functions (airport tenants); governmental agencies which support aviation; ground transport firms; and others. In every instance, the impacts include only expenditures where the recipient is located within each airport's service area.

Approximately 600 visitors arrived at the Airport in 2000 as a result of general aviation operations. Direct output resulting from general aviation operations was \$557,421. These first-round expenditures were responsible for 10 jobs and \$141,689 in wages.

**INDIRECT ECONOMIC IMPACTS (Secondary Impact)**

These economic impacts occur as a result of the use of aviation service. They include the regional expenditures made by air passengers who visit the region (at hotels, restaurants, ski facilities, etc.); expenditures by the region's residents associated with their use of aviation; and expenditures by firms having economic activity which is dependent on the airport. These indirect impacts accounted for an output of \$127,825 and 2 jobs with combined wages of \$42,262.

**INDUCED ECONOMIC IMPACTS (Secondary Impacts)**

The "indirect" and "direct" impacts represent increases in regional final demand. Such increases do not represent total economic impact; there is also a "multiplier" effect. This multiplier effect comprises the local value of money as it circulates through the local economy and as individuals or firms associated with airport business buy goods and services in the local economy. Induced impacts accounted for an output of \$20,813 and 1 job with estimated wages of \$20,813. Each airport's total economic impact is the sum of the three types of impacts.





## TOTAL ECONOMIC IMPACTS

The total economic impact across the state will be quantified by adding together the direct, indirect and induced impacts for each airport, and interpreting, comparing, and presenting the results.




The output of the IMPLAN model enabled the presentation of total economic impacts by airport in terms of three economic impact measures: 1) jobs (employment); 2) earnings (payroll), and; 3) economic activity (output). Each of these was determined based on individual multipliers per industry categories. In each case, total impacts include the aviation sector itself, as well as the "multiplier effect" of the aviation sector. The impacts were estimated using Year 1998 data.

All three indicators of economic impact are useful; however, the monetary measures should not be added together, as discussed below:

- **Jobs (Employment)** - The number of employees who are employed in the aviation industry, plus the aviation-oriented share of those that are employed in sectors that support the air passenger (hotels, restaurants, etc.) plus those employed in the industries included in the multiplier effect impacts. The number of jobs attributable to an industry is always greater than simply those in the industry itself, due to the "re-spending" of money. Total employment impact was approximately 14 jobs.
- **Labor Earnings (Payroll)** - The sum of the wages and salaries to all employed persons that the aviation industry pays, directly or indirectly, to deliver the output of final aviation demand. Earnings Impacts are always included in the Economic Activity totals, so they should not be summed with the Economic Activity impact. Earnings are a very conservative proxy for "value added." Earnings may be greater or less than the Direct and Use values depending on the industry type. The total earnings impact generated by the Roche Harbor Airport was \$204,765.
- **Economic Activity (Sales Output)** - The value of the aviation final demand (aviation or airport service), plus the "multiplier" effect (the sum of all of the intermediate goods and services needed to produce the aviation final demand, plus the induced impacts of increased household consumption). Total economic activity equals the sum of intermediate demands, consumption demand, government demand, investment demand, and net export demand. Economic Activity is always larger than both the Direct and Use values because it includes the multiplier effect. The total economic activity impact created by the Roche Harbor Airport was estimate to be \$756,240.





	<b>Direct Impacts</b>	<b>+ Indirect Impacts</b>	<b>+ Induced Impacts</b>	<b>= Total Impacts</b>
<b>Jobs (Employment)</b> 	<b>Number of Jobs Supported</b>	<b>Number of Jobs Supported</b>	<b>Number of Jobs Supported</b>	<b>Total Number of Jobs Supported</b>
	10.2	2.4	1.1	13.7
<b>Labor Earnings (Payroll)</b> 	<b>Annual Salary Supported</b>	<b>Annual Salary Supported</b>	<b>Annual Salary Supported</b>	<b>Total Annual Salary Supported</b>
	\$141,689	\$42,262	\$20,813	\$204,765
<b>Economics (Sales Output)</b> 	<b>Contribution to Economy (Dollars)</b>	<b>Contribution to Economy (Dollars)</b>	<b>Contribution to Economy (Dollars)</b>	<b>Total Contribution to Economy (Dollars)</b>
	\$557,421	\$127,825	\$70,995	\$756,240

**SUMMARY**

On an annual basis, Roche Harbor Airport’s visitors in San Juan County, Washington contribute the following total annual economic benefit:

<b>Jobs (Employment)</b>  	<b>Labor Earnings (Payroll)</b>  	<b>Economic Activity (Sales Output)</b>  
<b>Total 13.7</b>	<b>Total \$204,765</b>	<b>Total \$756,240</b>

