






522

Monroe

-  **Westbound US 2 –**
Existing ramp with access to westbound US 2
-  **Local business access –**
via existing ramp to US 2
-  **Eastbound US 2 –**
Dedicated access ramp to eastbound US 2.
No business access

