

# 2019 Ramp & Roadway



Washington State Department of  
**Transportation**

**Northwest Region**  
Average Daily Volumes



## ***Table of Contents***

Summary Report.....	3
Legend.....	4
I-5.....	5
I-90.....	236
I-405.....	47
SR 18.....	63
SR 99.....	70
SR 167.....	75
SR 509.....	81
SR 518.....	85
SR 520.....	88
SR 522.....	94
SR 525.....	99
SR 526.....	101
SR 599.....	103
US 2.....	105
Appendix.....	107

# RAMP AND ROADWAY TRAFFIC VOLUME REPORT

## 2019 SUMMARY REPORT

---

During 2020, the Traffic Management Center (TMC) of the Northwest Region updated the 2019 Ramp and Roadway Volumes Report. Traffic counts were taken from January 2019 through December 2019 from vehicle detection loops.

The following interstate and state highways are included in this report:

- 1) I-5 from the Pierce County Line to the Stillaguamish River
- 2) US 2 from I-5 to Rice Rd
- 3) SR-9 From SR 522 to the Canadian Border
- 4) SR-18 from I-5 to Issaquah-Hobart Road
- 5) I-90 from 4<sup>th</sup> Ave S in Seattle to High Point Road
- 6) SR-99 from SR-599 Pacific Hwy S to Ray St Seattle
- 7) SR-167 from the Pierce County Line to I-405
- 8) I-405 from I-5 in Tukwila to I-5 in Lynnwood
- 9) SR-509 from S 188<sup>th</sup> St to 1<sup>st</sup> Ave Bridge S
- 10) SR-518 from SR-509 to I-5
- 11) SR-520 from I-5 to SR-202 Redmond Way
- 12) SR-522 from 65<sup>th</sup> Ave NE to US-2
- 13) SR-525 from Alderwood Mall Blvd to SR-99 Pacific Hwy
- 14) SR-526 from Airport Rd to I-5
- 15) SR-539 from SR-546 to the Canadian Border
- 16) SR-543 from I-5 to the Canadian Border
- 17) SR-599 from I-5 to SR-99 Pacific Hwy

Average weekday volumes within  $\pm 5\%$  of adjacent stations were reported in Ramp and Roadway. Volume data outside  $\pm 5\%$  were considered unreliable and given a "NA" designation. AM and PM peak volumes were not balanced because they occurred at different times.

Average weekday volumes (AWD) were computed from Tuesday through Thursday data. AM and PM peaks correspond to the highest hourly volumes. If a peak occurred outside of 6 to 9:45 AM or 2:30 to 6:45 PM, it is indicated in the report with an asterisk (\*). The peak times for those locations were noted in the appendix.

NOTE: All roadway drawings are NOT drawn to scale.

## 2019 SUMMARY REPORT

---

Special thanks go to the Northwest Region Traffic Management Center engineers, technicians, and interns for their hard work in compiling and analyzing the data for this report.

An electronic copy of the ramp and roadway data sheets contained in this report is also posted on our website at the following address:


<http://www.wsdot.wa.gov/Northwest/TrafficVolume>

For more information on this report, please contact:

Traffic Management Center  
15710 Dayton Avenue North  
P.O. Box 330310  
Seattle, WA 98133-9710

Telephone: (206) 410-0010 (message)  
Fax: (206) 440-4804

# LEGEND



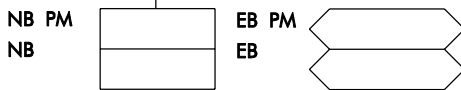
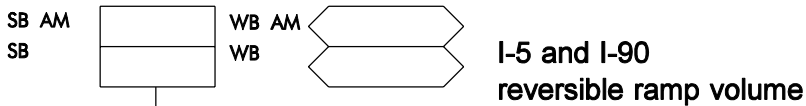
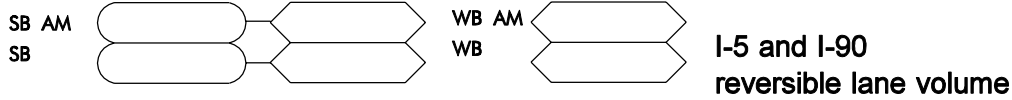
ramp volume



high-occupancy vehicle (HOV) lane volume



mainline volume  
(does not include HOV lane volume)



HOV facility



beginning or end of HOV facility



metered ramp shoulder



peak hour occurred outside of normal peak hour  
(6 to 9:45 AM or 2:30 to 6:45 PM; See Appendix)

S

speed data available at this location

T

data obtained from tube counters

A.M.

am peak hour volume

P.M.

pm peak hour volume

CONSTR

data not available due to construction

A.W.D.

average weekday volume

N.A.

data not available



Pierce County Line

S 375TH ST

Federal Way Weigh Station

Enchanted PKWY

S

5460	710*
5230*	1140
84270	11660

S


5450	660*
5300*	1130
84320	11190

S

5360	630*
5270*	1130
82760	10880

S

5720	560*
5600*	1050
87330	9990



WEIGH STATION  
REST AREA

NA
NA
NA

100*
100*
1250

S

5720*	1080*
4690*	660*
82700	12080

S

5770*	1110*
5060*	590*
93450	11990

S

6090*	1090*
4940	640*
88380	11860

S

6250*	1090*
5310*	640*
94110	11700



Washington State  
Department of Transportation



1  
OF  
31

EXIT 142A\B  
SR 18

EXIT 143

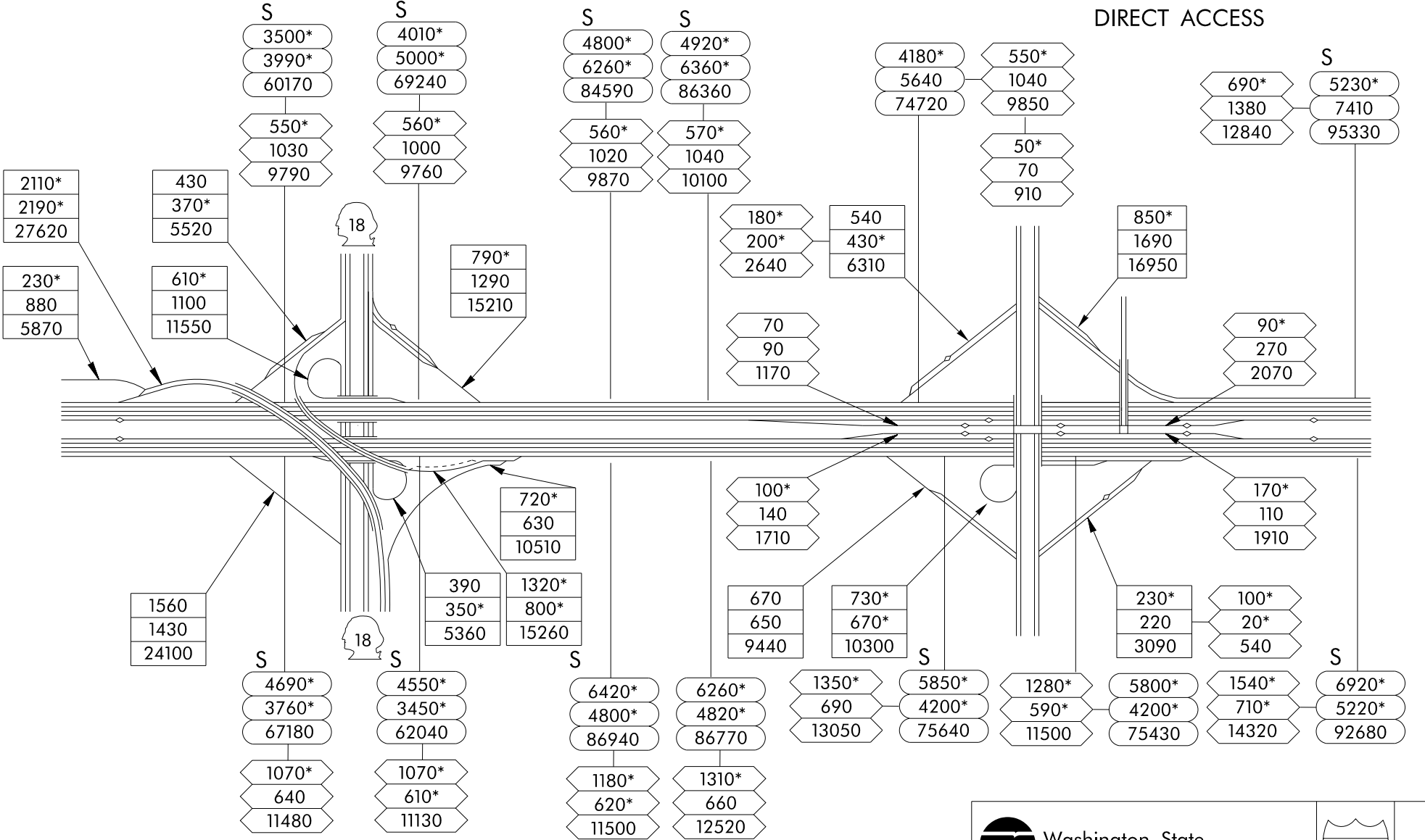


S 325TH ST

S 320TH ST

S 317TH ST  
PARK & RIDE  
DIRECT ACCESS

S 308TH ST





S 298TH ST

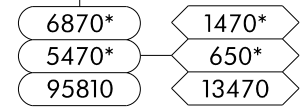

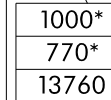
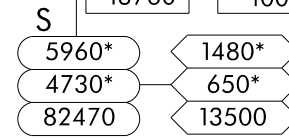
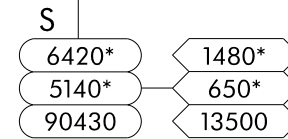
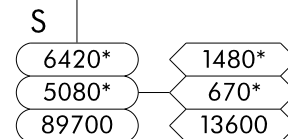
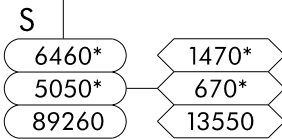
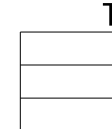
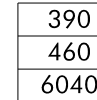
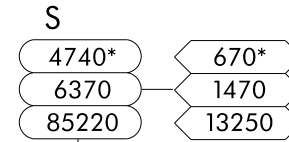
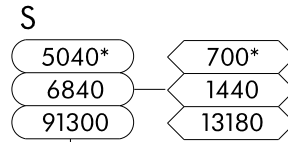
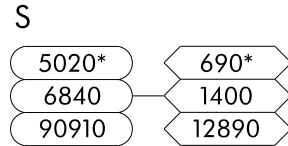
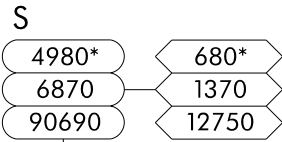
S 288TH ST

S 282ND ST

EXIT 147

S 272ND ST

S 266TH ST



Washington State Department of Transportation



3 OF 31

EXIT 149A/B

SR 516

S 260TH ST

S 252ND ST

S 243RD ST

S 216TH ST



S

5610*	750*
7610	1600
103420	14300

5460*	770*
7470	1650
101040	15050

S

5410*	740*
7520	1640
99460	14350

4844*	700*
6344	1530
89699	13500

700*	5510*
1590	6910*
13720	99770


S

570*
920
10380

10
10*
140



760*
900
12750



S

7080*	1630*
5720*	680*
101440	14710

7100*	1610*
5700*	700*
99890	14740

S

1600*
710*
14830

7100*
5810*
101650

6570*
5260*
90370

1520*
690*
14000

S

6510*
5280*
91730

1510*
630*
13620

S

7050*
5760*
101300

280
320
5160

440*
370*
5950



270
270
3940

600*
460*
8220



Washington State Department of Transportation



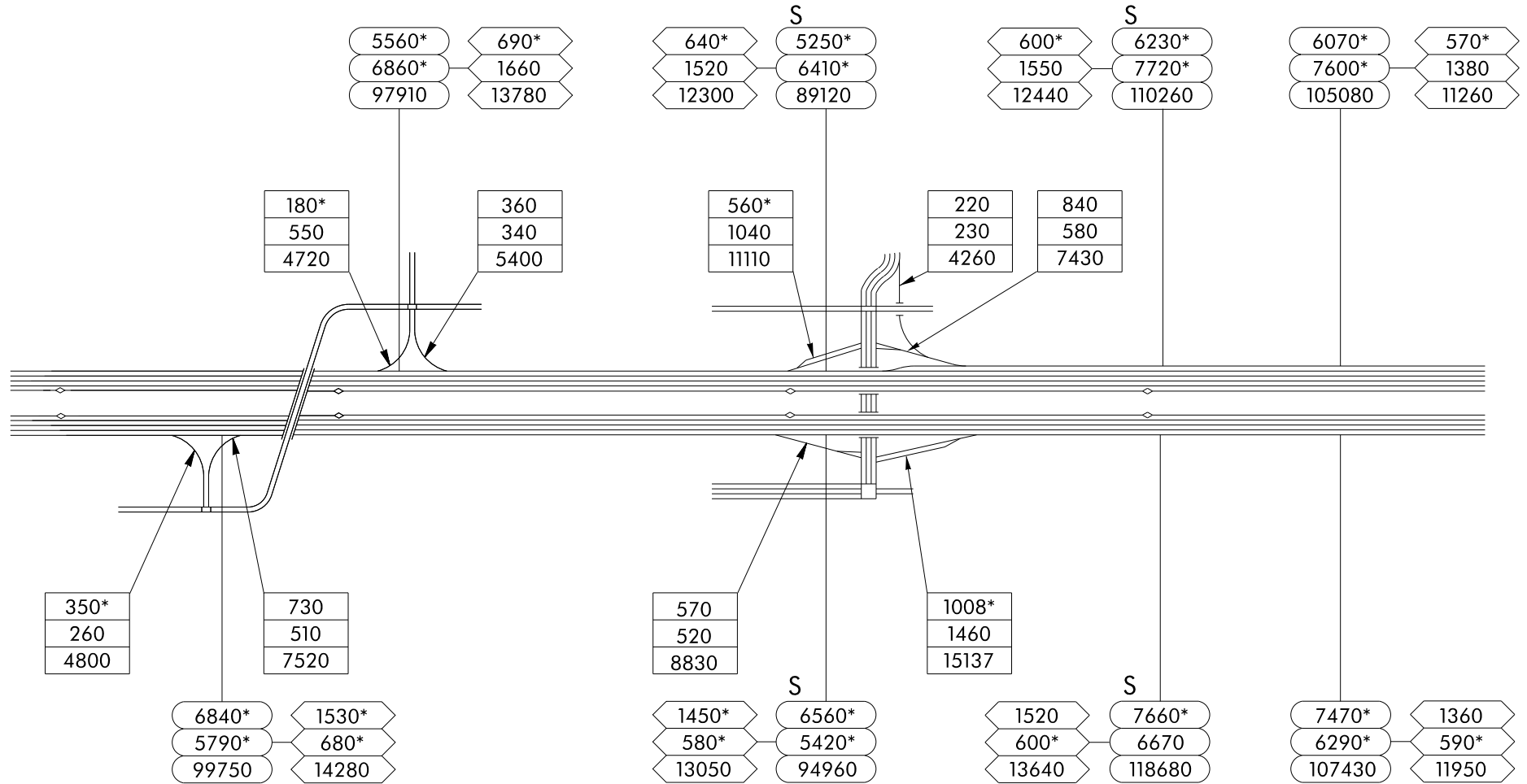


EXIT 151  
S 200TH ST  
MILITARY RD

EXIT 152  
S 188TH ST  
ORILLIA RD

S 184TH ST

S 178TH ST



Washington State  
Department of Transportation



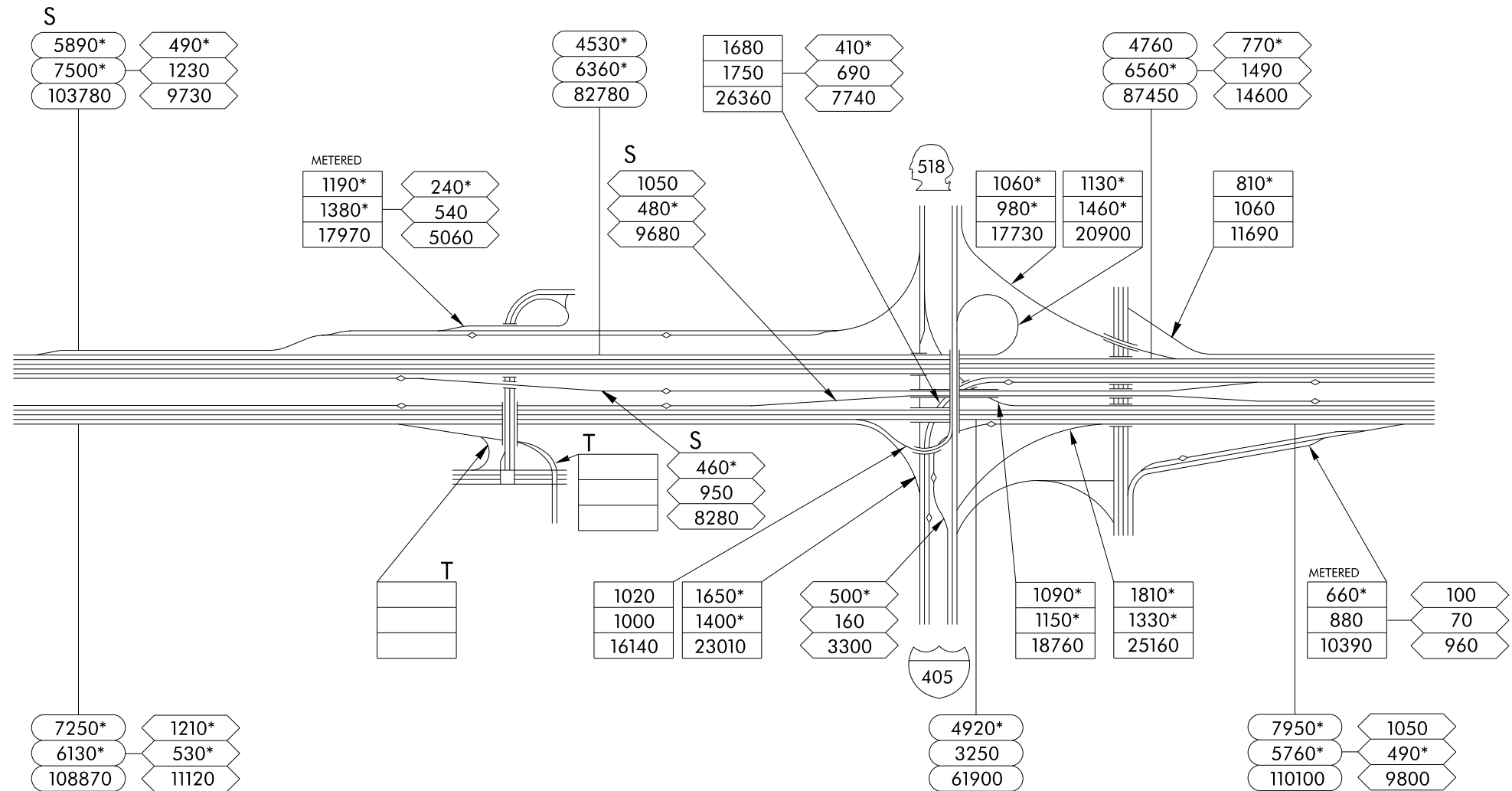
5  
OF  
31

S 172ND ST

EXIT 154A  
KLIICKITAT DR  
SOUTHCENTER PKWY

EXIT 154A/B  
SR 518  
I-405

EXIT 154B  
S 154TH ST  
SOUTHCENTER BLVD

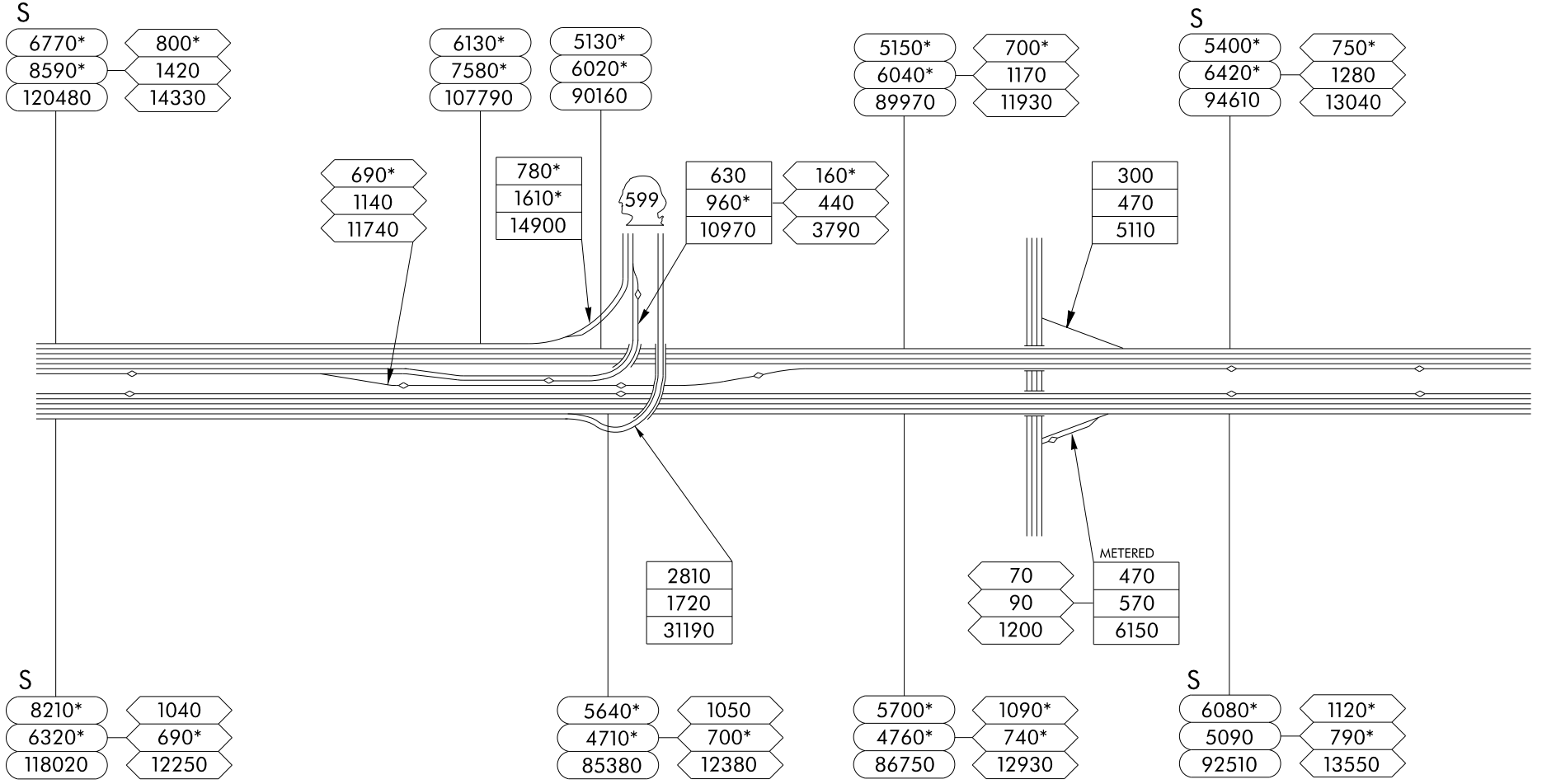


S 144TH ST

EXIT 156  
SR 599

EXIT 156  
INTERURBAN  
AVE

S 129TH ST



EXIT 157  
SR 900  
M L KING JR WAY S

EXIT 158  
S BOEING  
ACCESS RD

S NORFOLK ST

S BENEFIT ST

S THISTLE ST



4650*	850*
5610*	1300
79740	13850

5290*	850*
6640	1320
96170	14560

S

5470*	910*
6870	1390
100920	15550

S

5700*	960*
7120	1510
107490	17510

S

5400*	930*
6810	1410
99400	15990

METERED

710
770*
10690

80*
380
2660

810
1200
11230

1250*
1830
19720

570
300*
7270

NA
NA
NA

1240
2120
20710



1110
770
11230

NA
NA
NA

524
300
4820

1060
740
10810

1390
1110
17140

METERED

360*
580*
6040

30*
50
640

400*
640*
6300

620
230*
4950

S

5850*	1210*
4610*	850*
83550	14530

S

6180*	1130*
4920	790*
87540	13510

S

6250*	1220*
5250*	800*
91070	140000

S

6460*	1370
5560*	870*
98350	15870

S

6210*	1280
5240*	870*
91030	15240



Washington State  
Department of Transportation



8  
OF  
31



S Holden ST

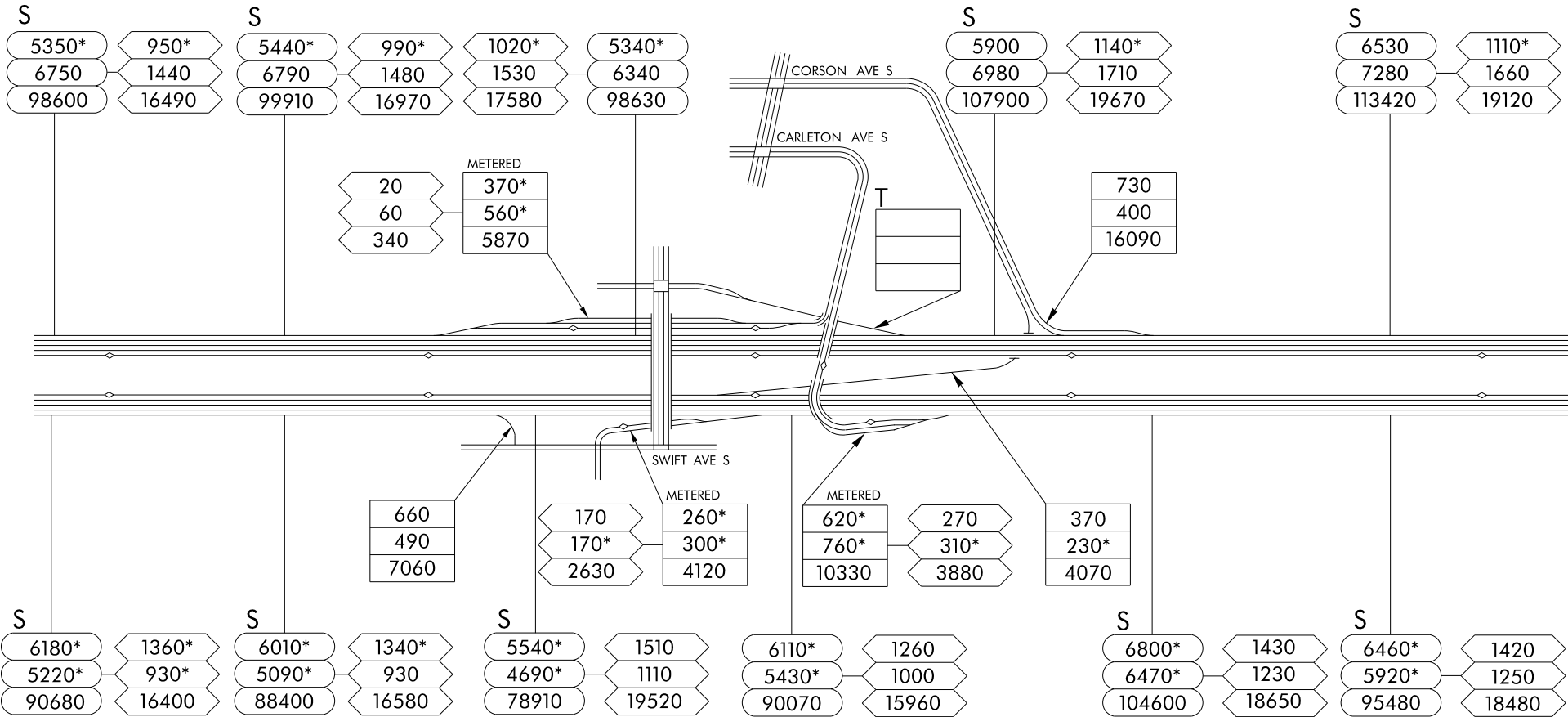
S Holly ST

EXIT 161  
ALBRO PL  
SWIFT AVE S

EXIT 162  
CORSON AVE S  
S MICHIGAN ST

S Pearl ST

S OREGON ST



Washington State  
Department of Transportation

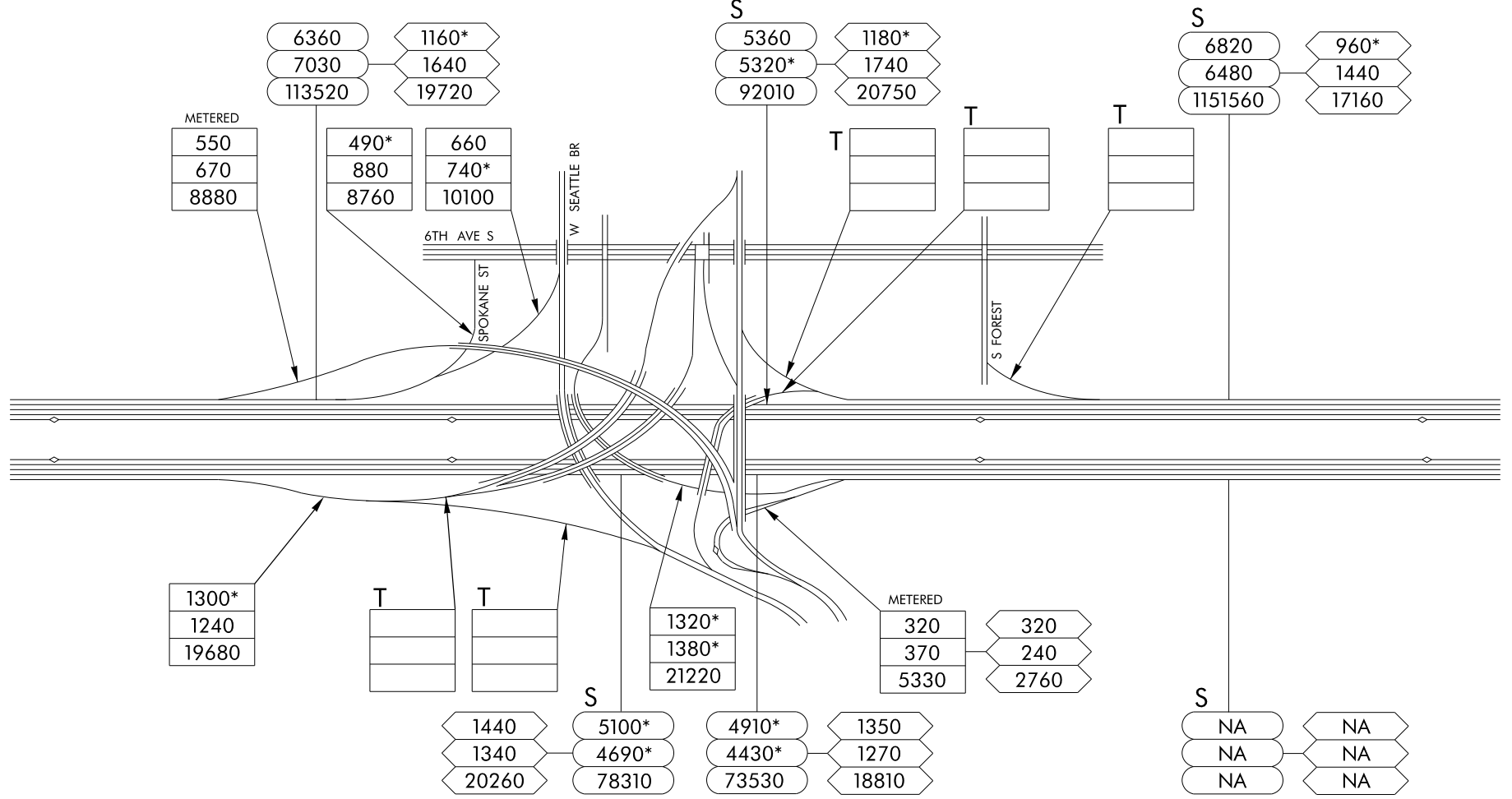


9  
OF  
31

EXIT 163/163A  
 S SPOKANE ST  
 COLUMBIAN WY  
 WEST SEATTLE BRIDGE

EXIT 163B  
 S FOREST ST

S HOLGATE ST



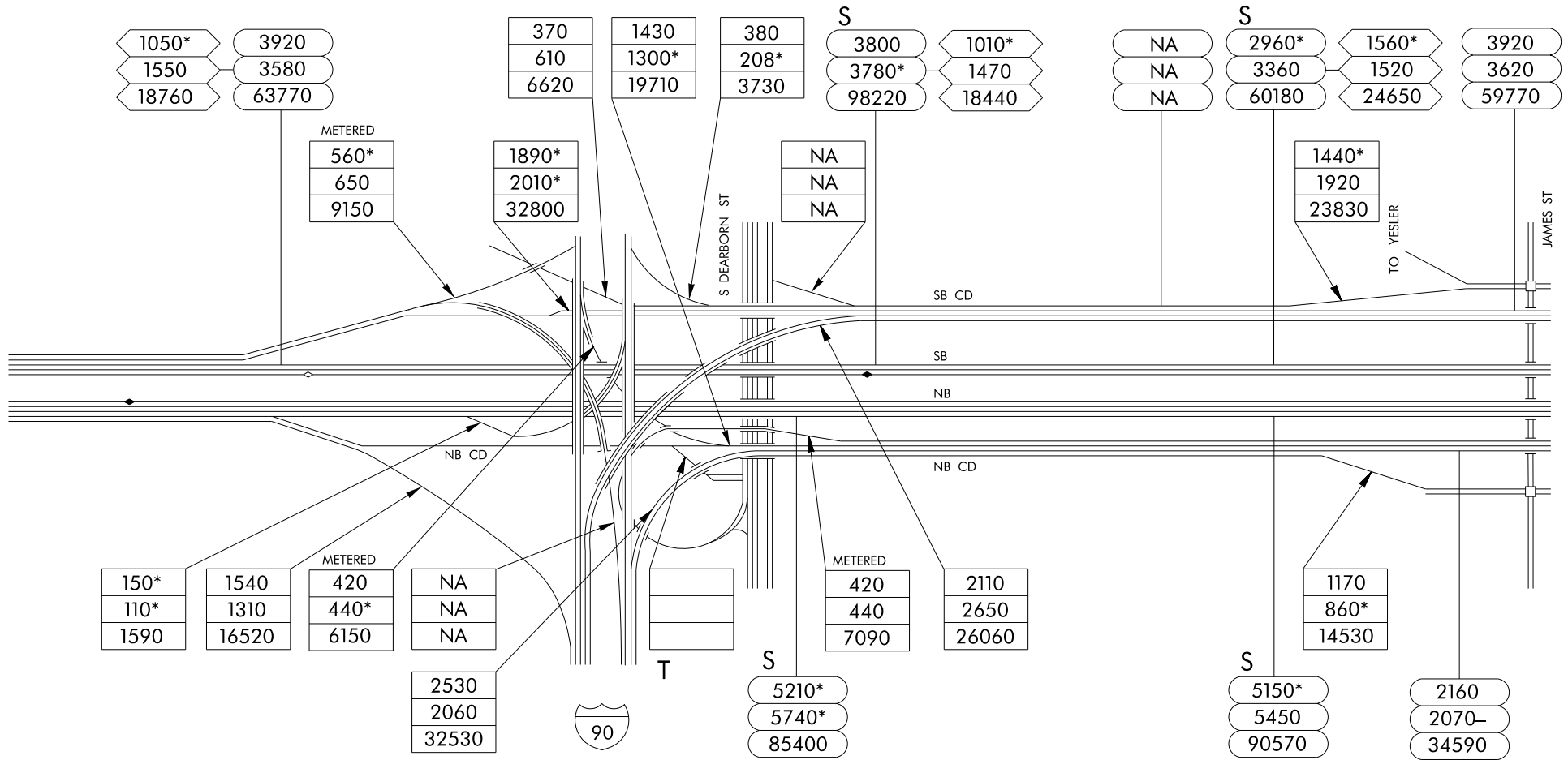


EXIT 164A  
COLLECTOR-DISTRIBUTOR

EXIT 164B  
4TH AVE S DEARBORN ST

YESLER WAY

JAMES ST



\* es16466\_MMN\_Stn includes only lanes 1 and 2 for metering purposes.  
\*\_MN\_Stn includes only lanes 3 and 4.



Washington State  
Department of Transportation

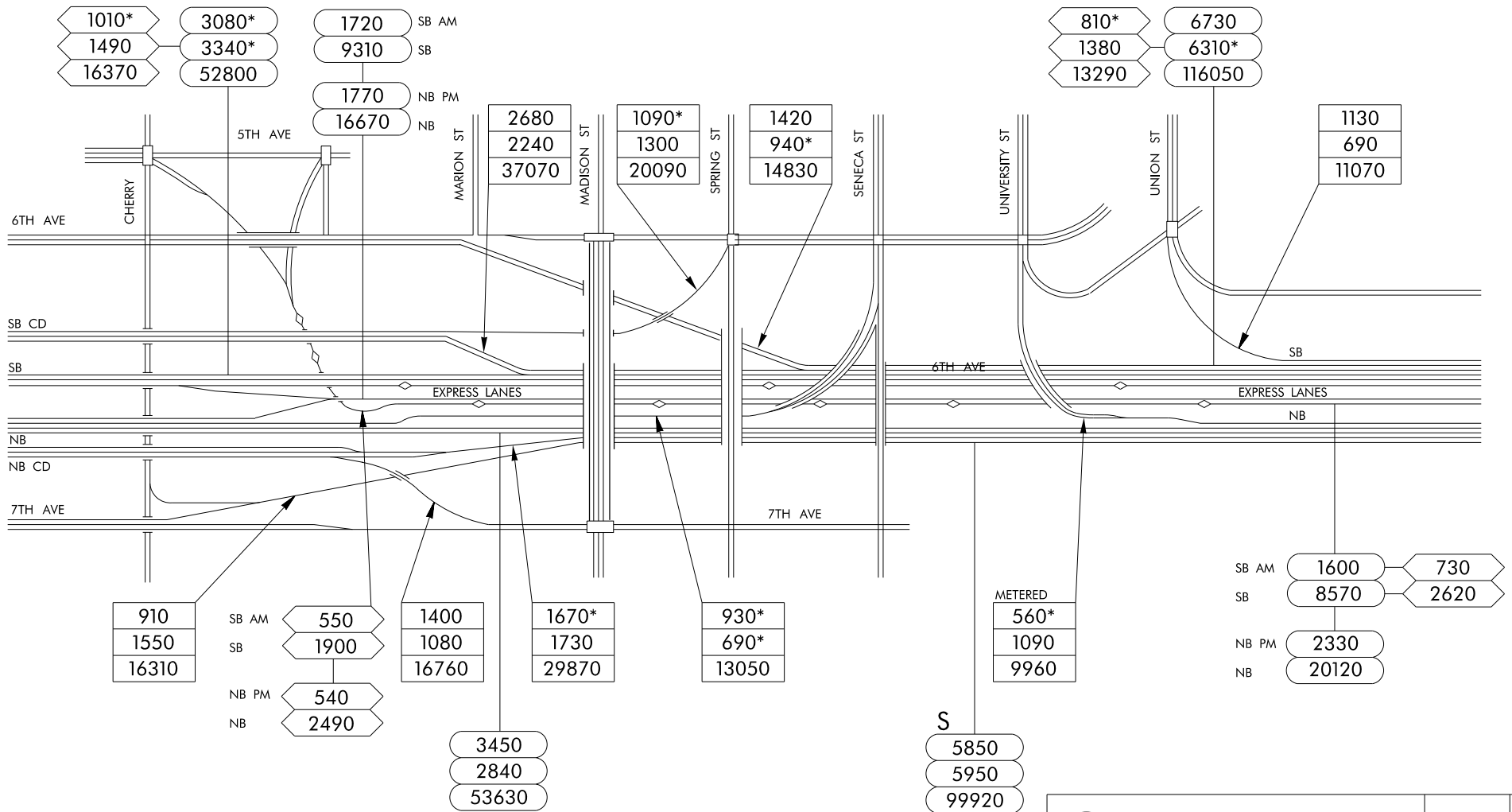




CHERRY ST

MADISON ST

UNIVERSITY ST

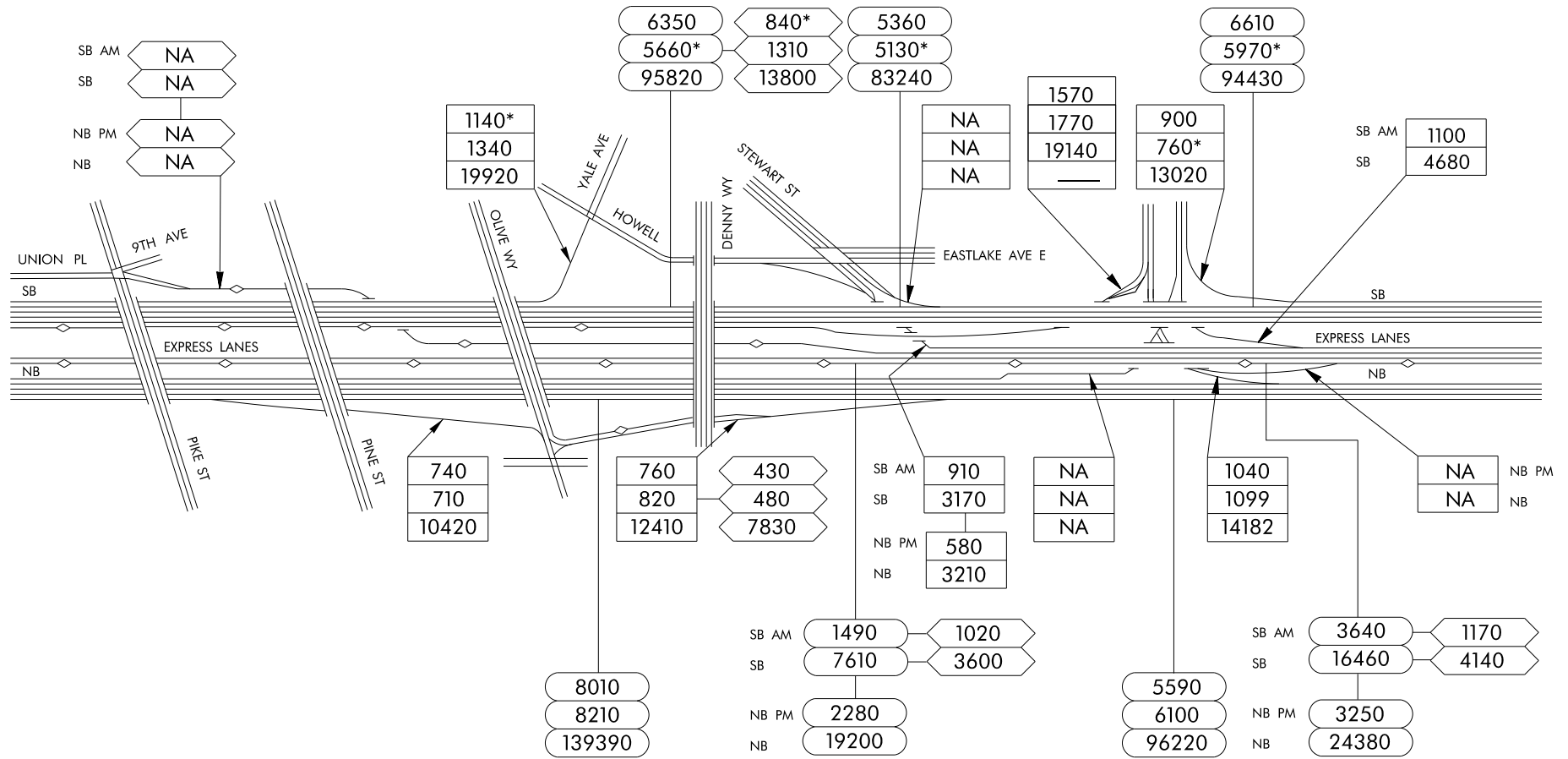


Washington State  
Department of Transportation



EXIT 166  
DENNY WAY

EXIT 167  
MERCER ST



Washington State  
Department of Transportation



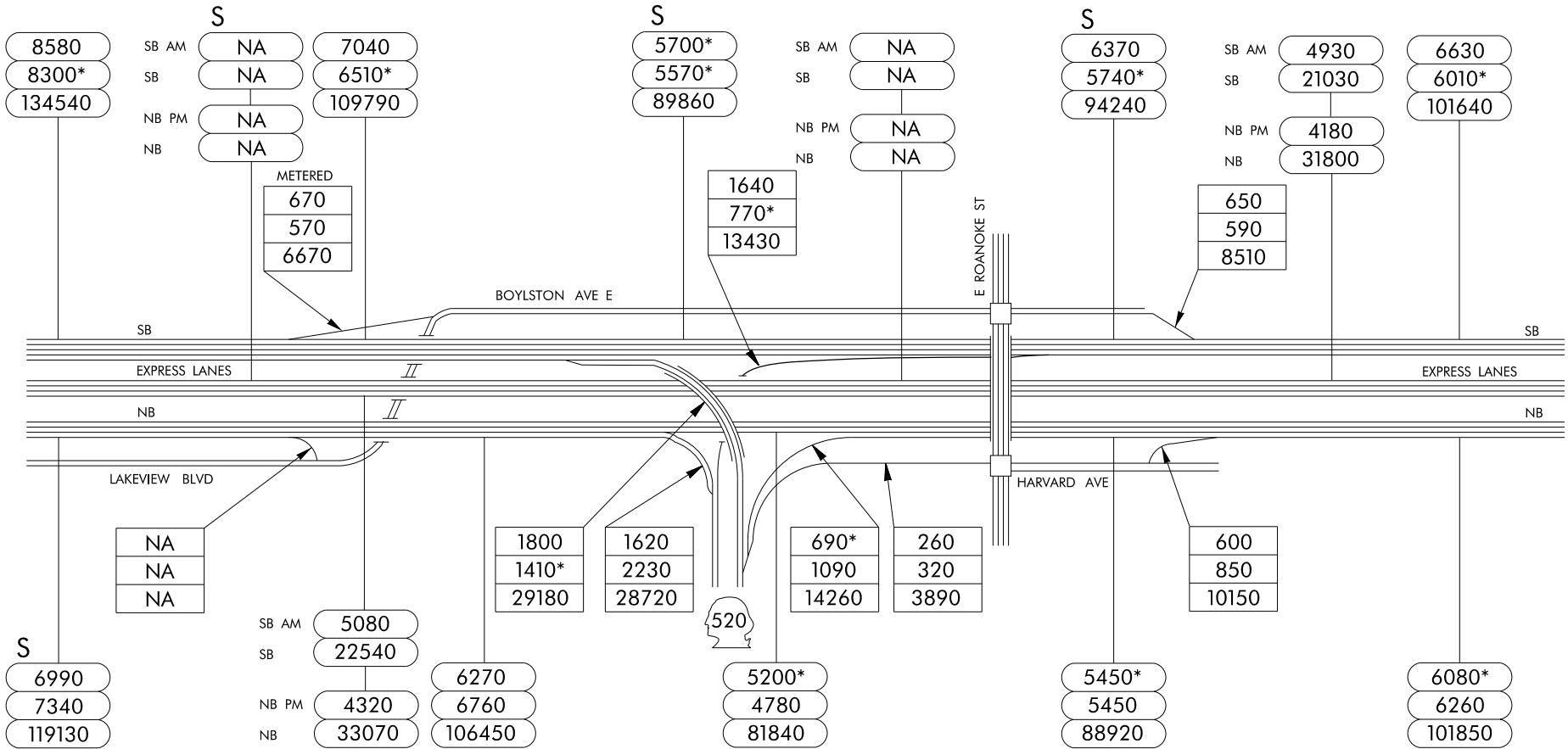
E GALER ST

EXIT 168A  
BOYLSTON AVE  
LAKEVIEW BLVD

EXIT 168B  
ROANOKE ST  
SR 520

EXIT 168A  
HARVARD AVE  
ROANOKE ST

SHIP CANAL  
BRIDGE



Washington State  
Department of Transportation



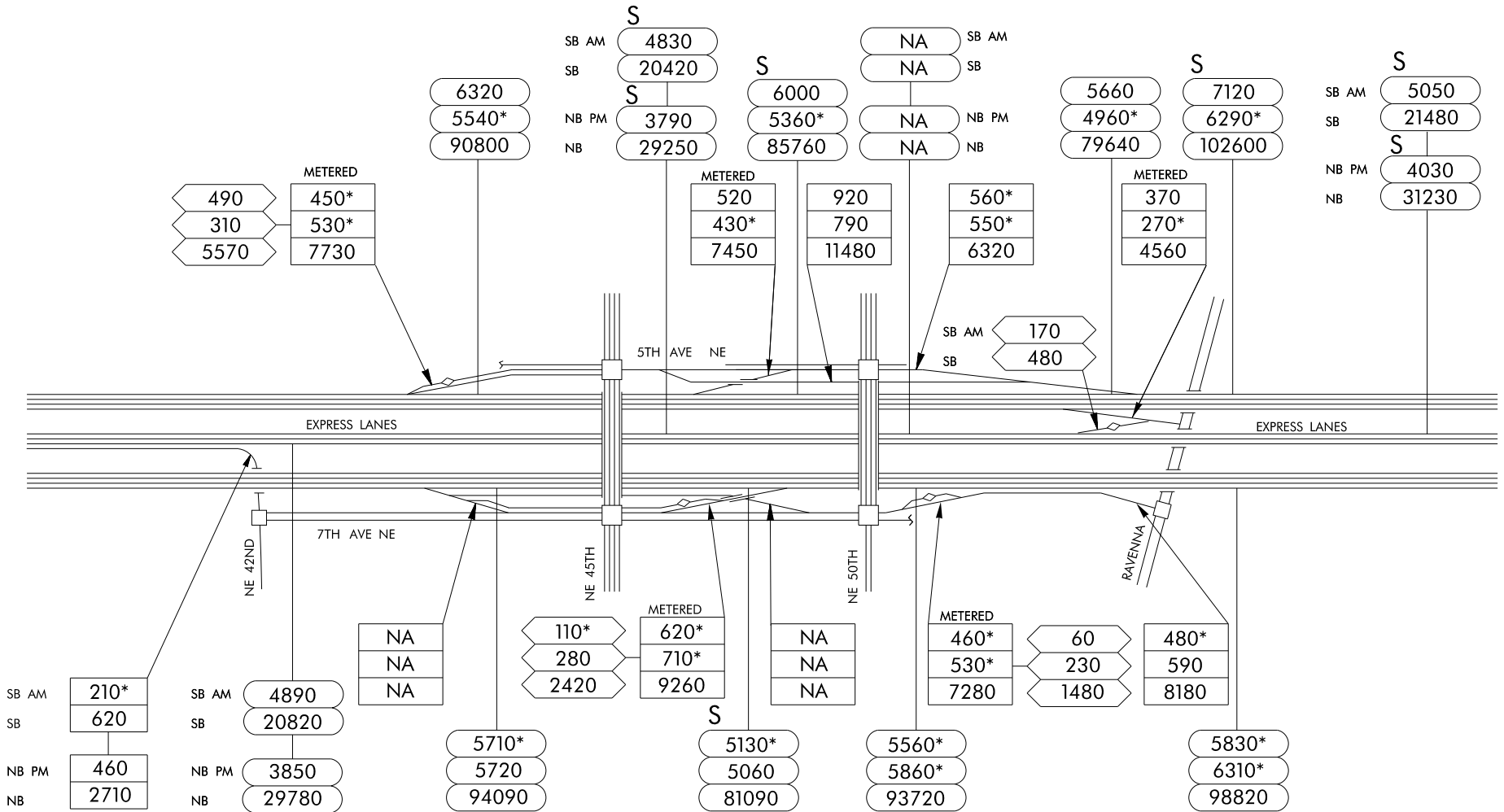
14  
OF  
31

NE 42ND ST

EXIT 169

NE 45TH ST  
NE 50TH ST

RAVENNA BLVD





NE 92ND ST



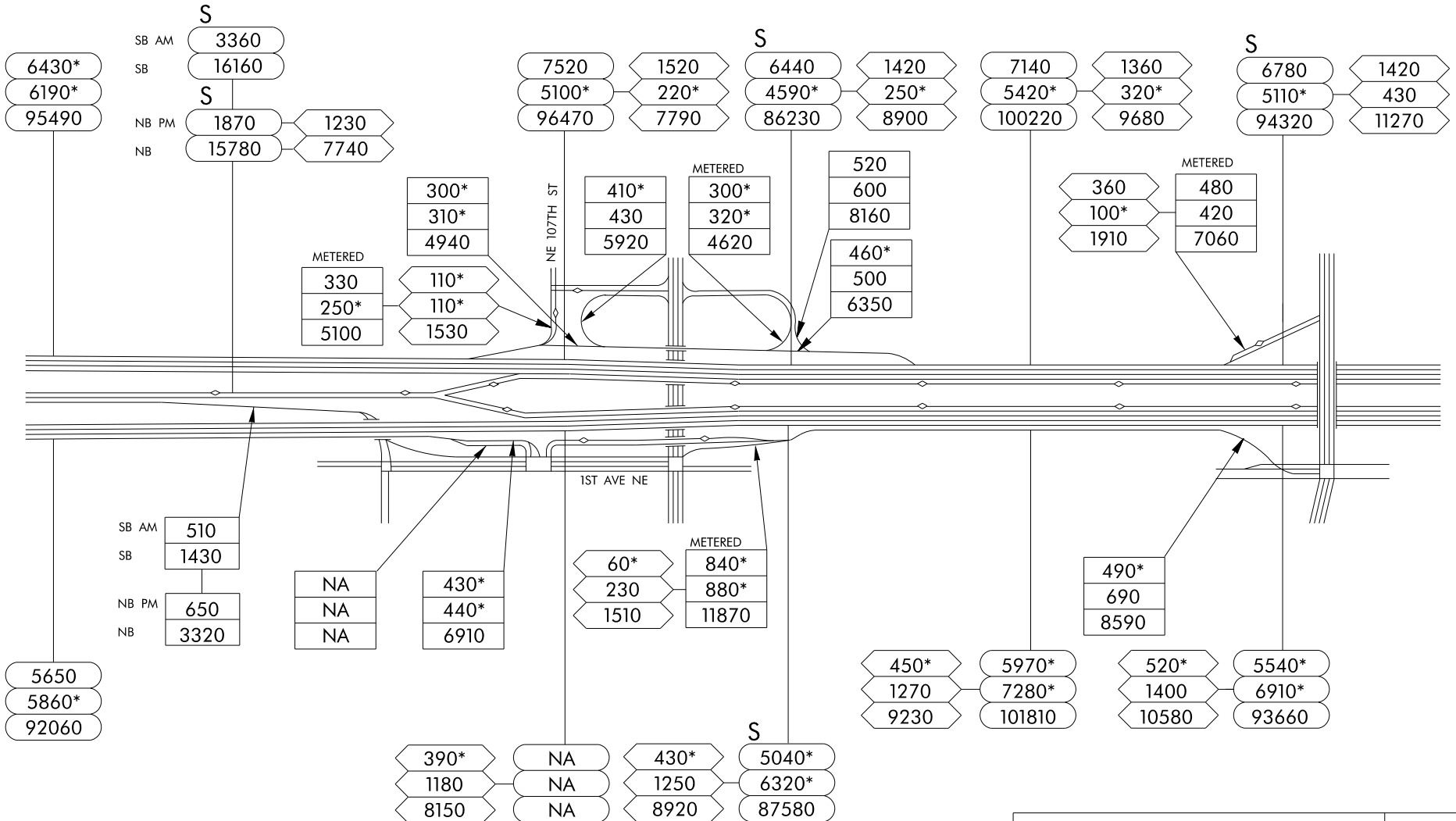
EXIT 173

NE NORTHGATE WY

NE 120TH ST

EXIT 174

NE 130TH ST



Washington State Department of Transportation



NE 137TH ST      EXIT 175      SR 523      NE 145TH ST      NE 155TH ST      METRO NORTH BASE      EXIT 176      NE 175TH ST

NA 1380  
NA 540  
NA 12170

S 5320\* 1440  
4050\* 640  
73590 13380

5690\* 1500  
4870 720  
82650 14320

S 5870\* 1590  
5140 780  
87100 15270

1460 5220\*  
750 4450  
14320 75070

METERED  
470  
440\*  
7090

1530  
620\*  
13250

523

710\*  
1010\*  
11860

6  
5\*  
70

METRO ONLY  
40\*  
40\*  
560

METRO ONLY  
60\*  
60\*  
590

310  
100  
2190

440\*  
560  
6630

5TH AVE NE

660\*  
990  
12370

S

3  
3\*  
30

METERED  
570\*  
590\*  
7910

80\*  
210  
1930

METRO ONLY  
80  
60\*  
860

METRO ONLY  
50  
50  
750

EXIT TO NE 175TH ONLY  
540\*  
780  
9470

METERED  
490\*  
710\*  
7910

50\*  
260  
1490

5360\* 480\* 4640\* 500\*  
6450\* 1330 5530\* 1350  
91050 9870 77720 10070

5340\* 490\*  
6190\* 1370  
88050 10330

S

5560\* 540\*  
6390\* 1550  
91570 11660

530\* 4850\*  
1430 5170\*  
11100 80030



Washington State  
Department of Transportation





NE 195TH ST

EXIT 177  
SR 104  
NE 205TH ST

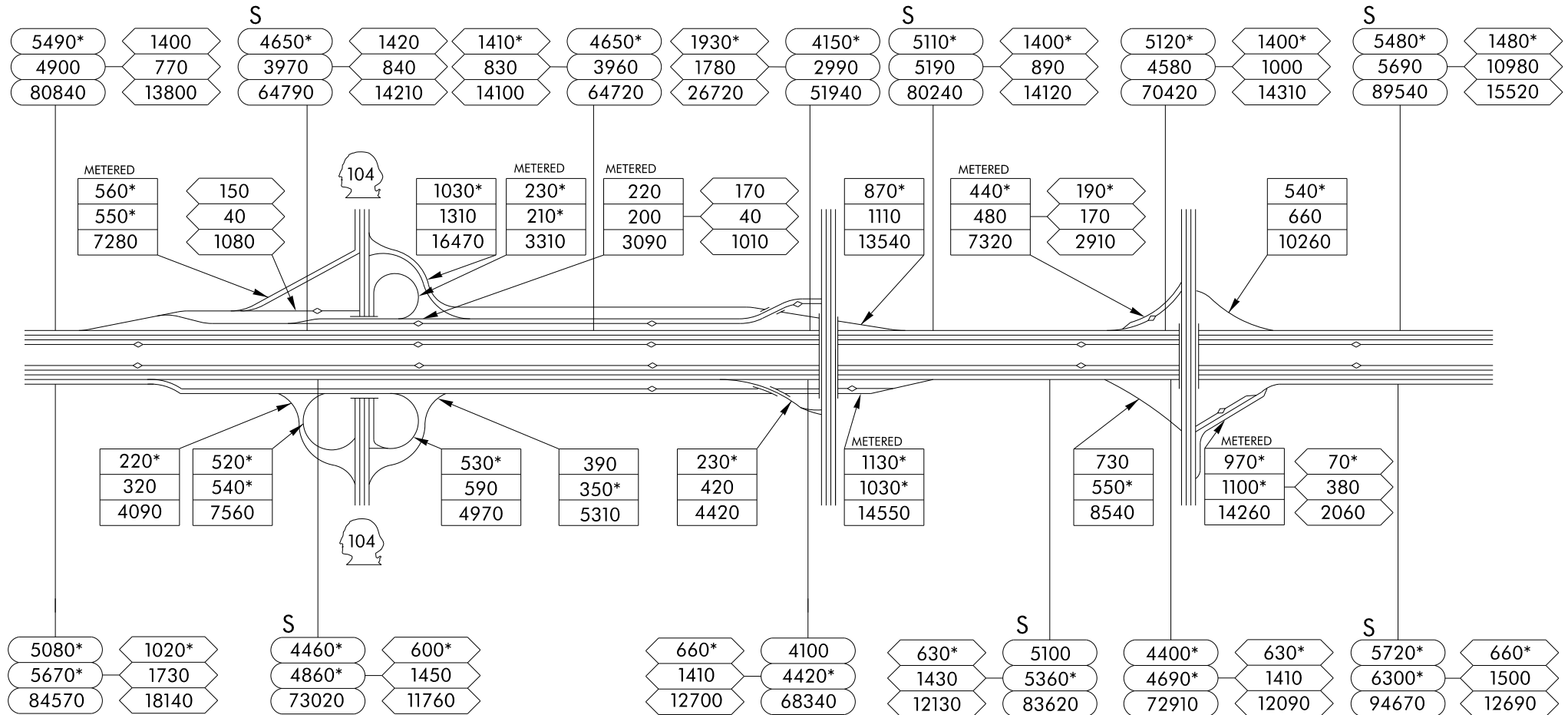


EXIT 178  
236TH ST SW

228TH ST SW

EXIT 179  
220TH ST SW

213TH ST SW



Washington State  
Department of Transportation



19  
OF  
31

208TH ST SW

LYNNWOOD  
PARK & RIDE  
DIRECT ACCESS

EXIT 181A

44TH AVE W

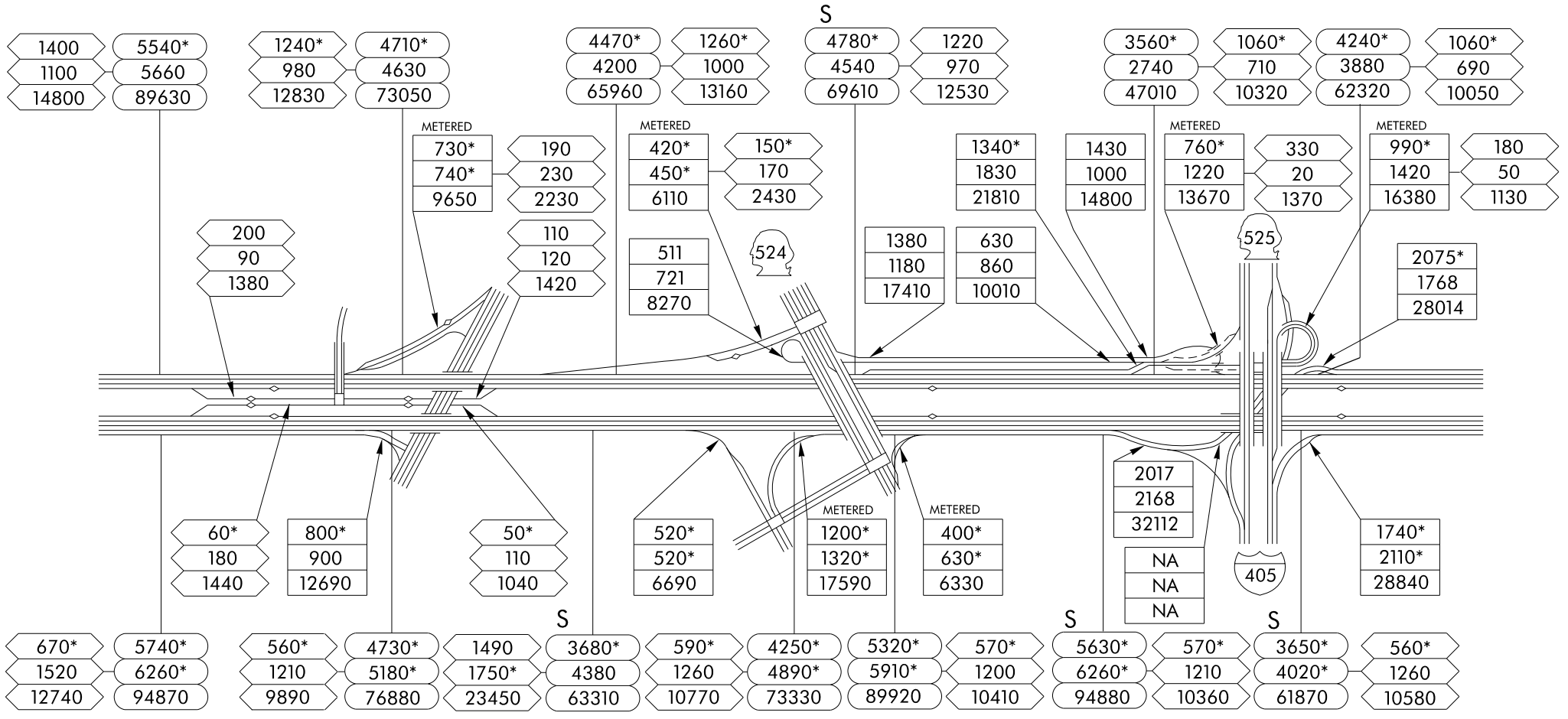
EXIT 181/181B

ALDERWOOD MALL PKWY  
196TH ST SW

28TH AVE W

EXIT 182

I-405  
SR 525



Washington State  
Department of Transportation



20  
OF  
31

EXIT 183



175TH ST SW

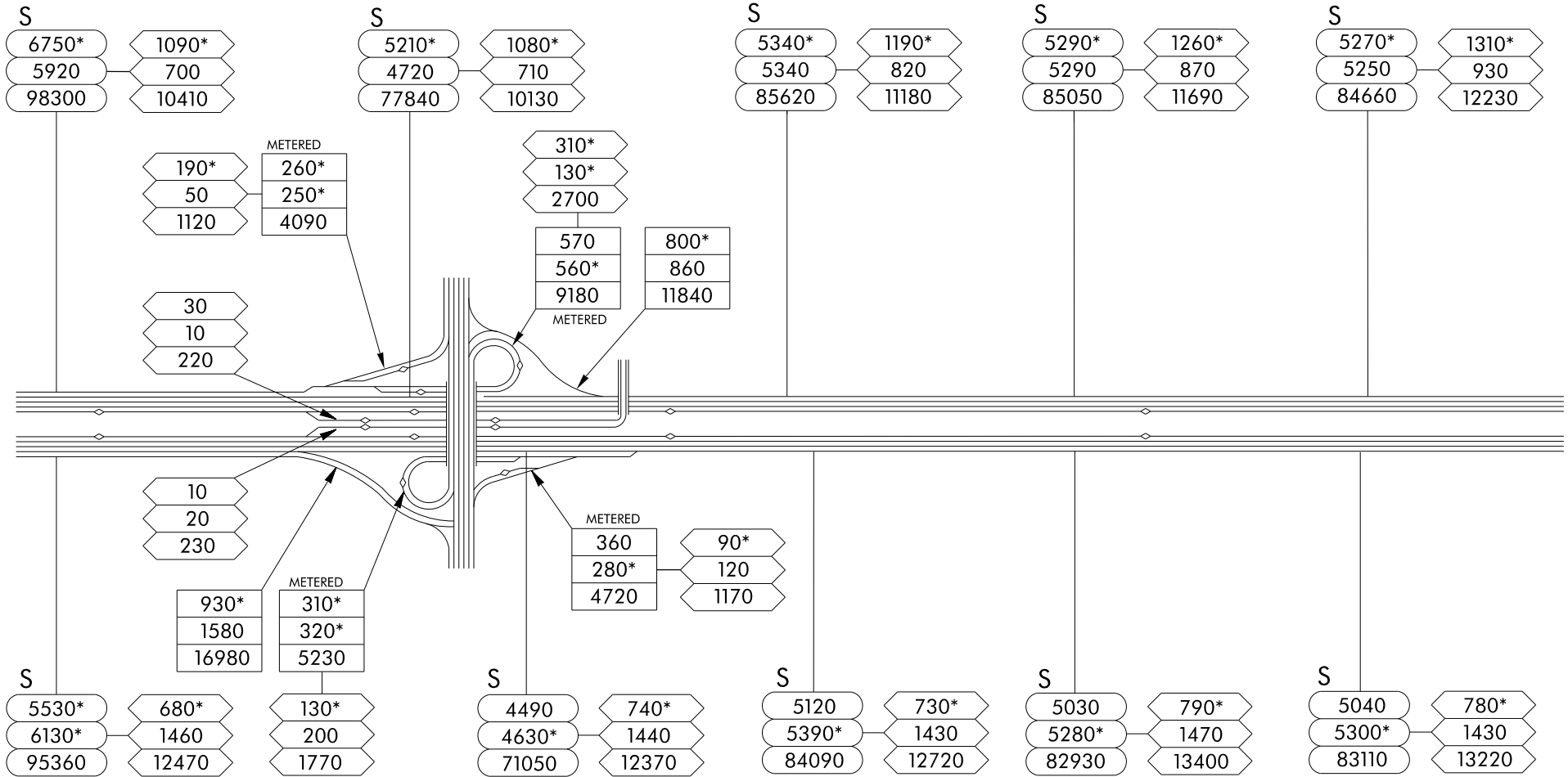
164TH ST SW

ASHWAY  
PARK & RIDE  
DIRECT ACCESS

156TH ST SW

148TH ST SW

140TH ST SW



Washington State  
Department of Transportation



EXIT 186

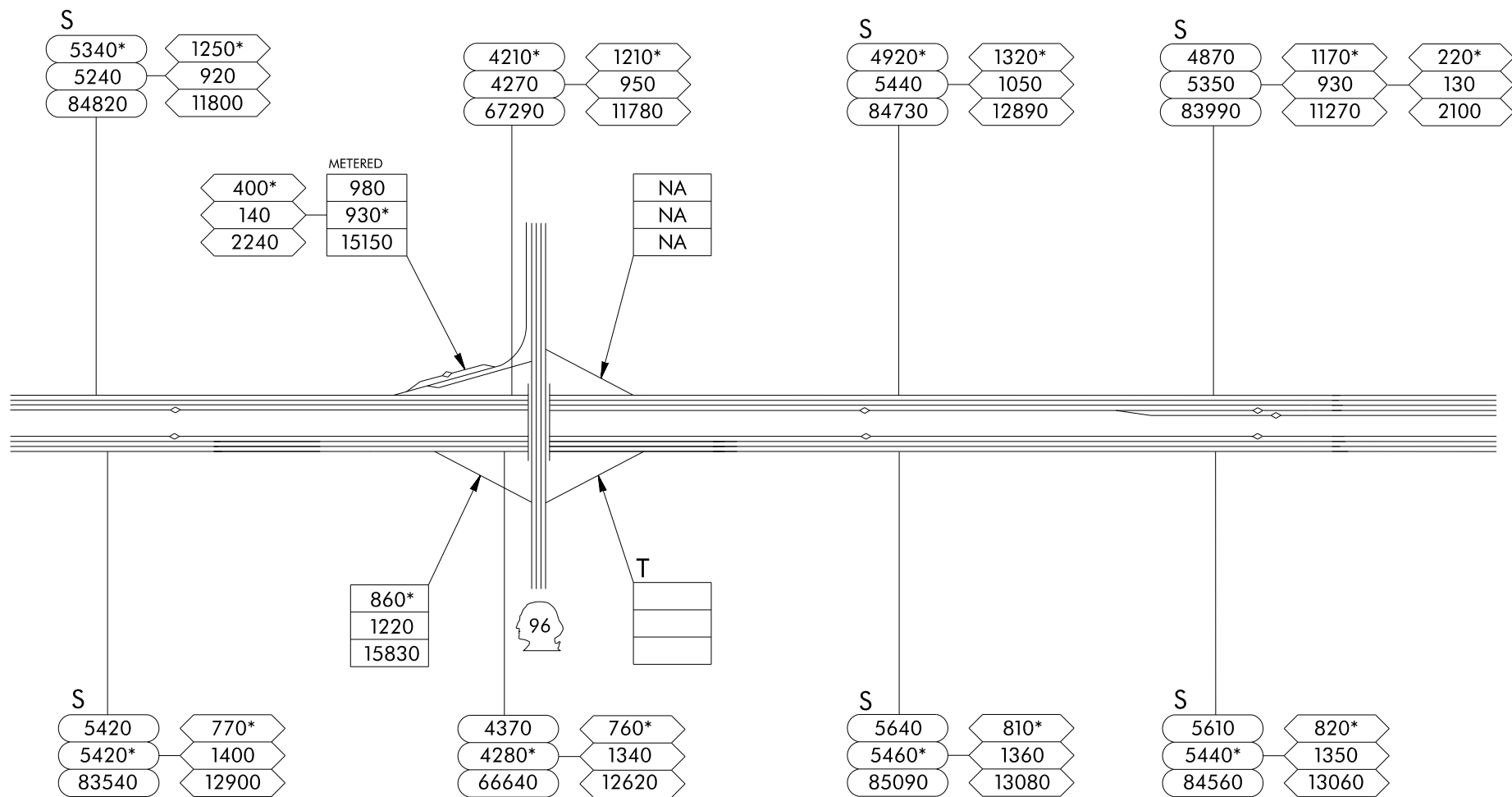
SR 96  
128TH ST SW



134TH ST SW

122ND ST SE

118TH ST SE



112TH ST SE  
PARK & RIDE

106TH ST SE

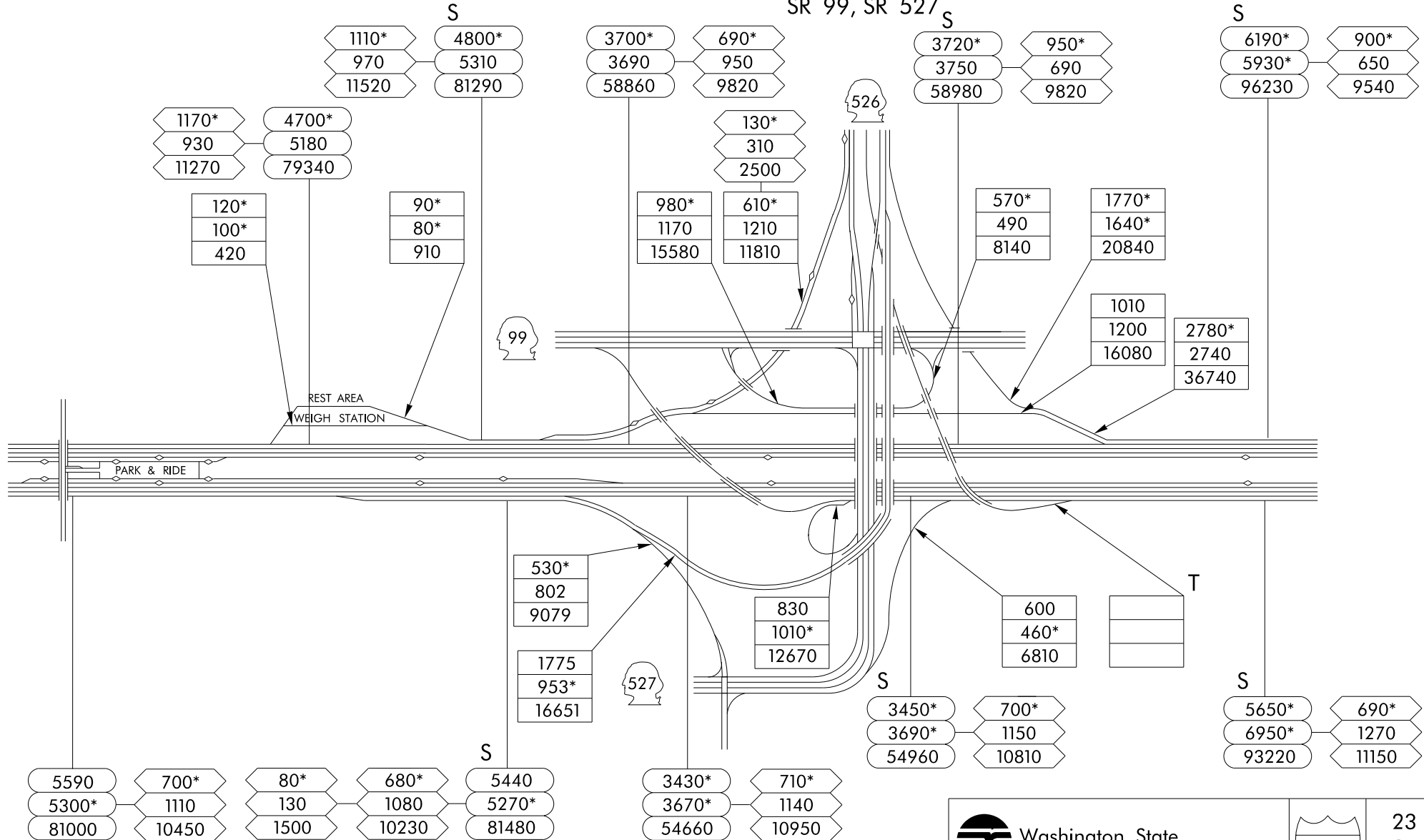
EVERETT MALL  
WAY

EXIT 189



77TH ST SE

SR 526  
SR 99, SR 527 S



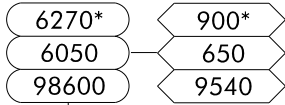
Washington State  
Department of Transportation



23  
OF  
31

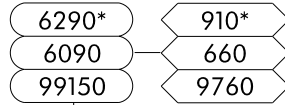
73RD ST SE

S



LEXINGTON AVE SE


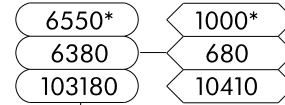
S



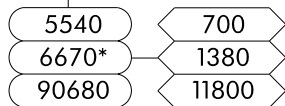
LINCOLN ST



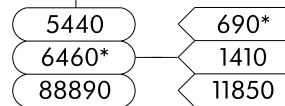
S



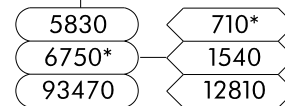
S



S



S



Washington State  
Department of Transportation



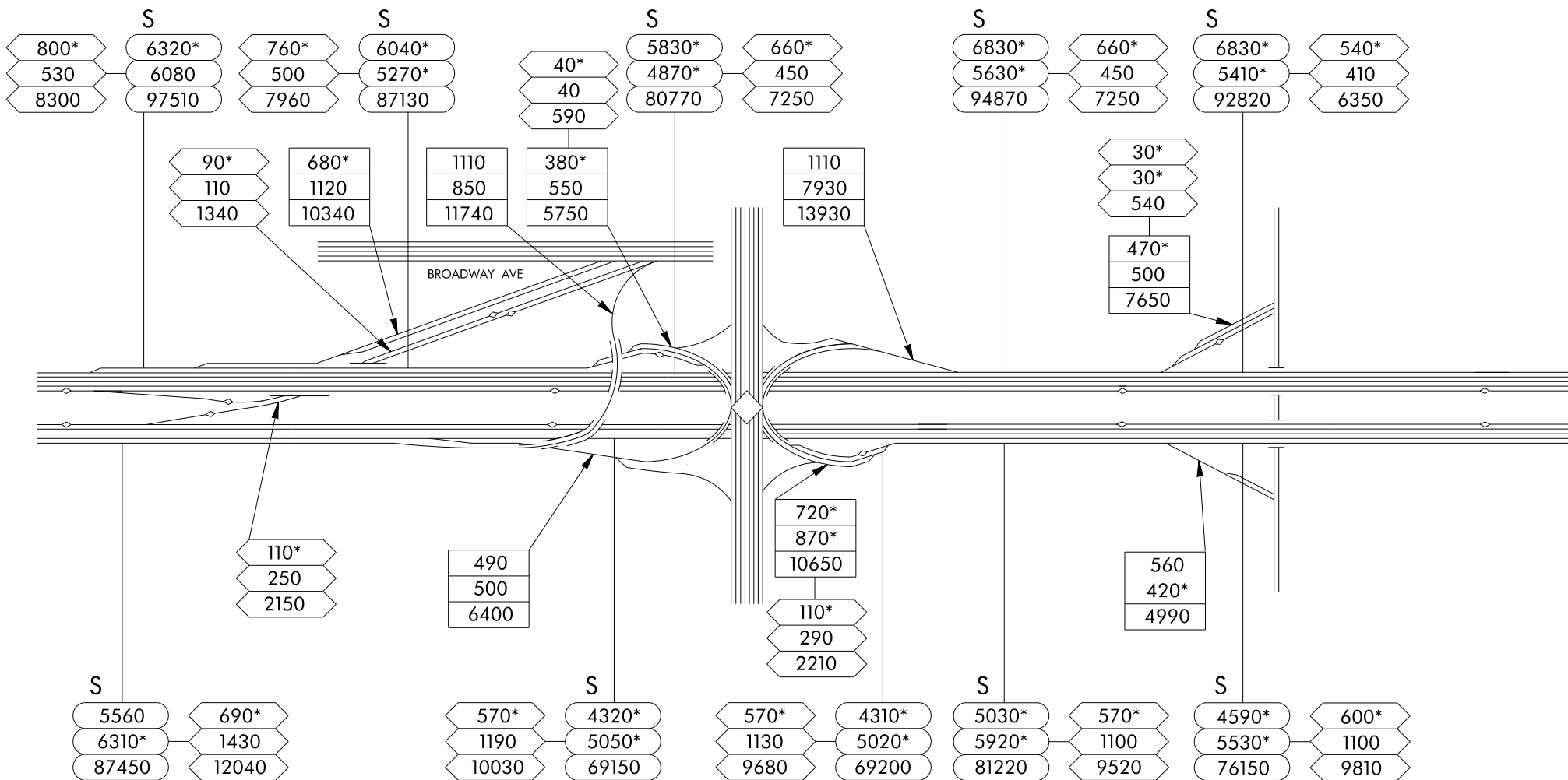
24  
OF  
31

49TH ST SE

EXIT 192  
41ST ST SE

36TH ST SE

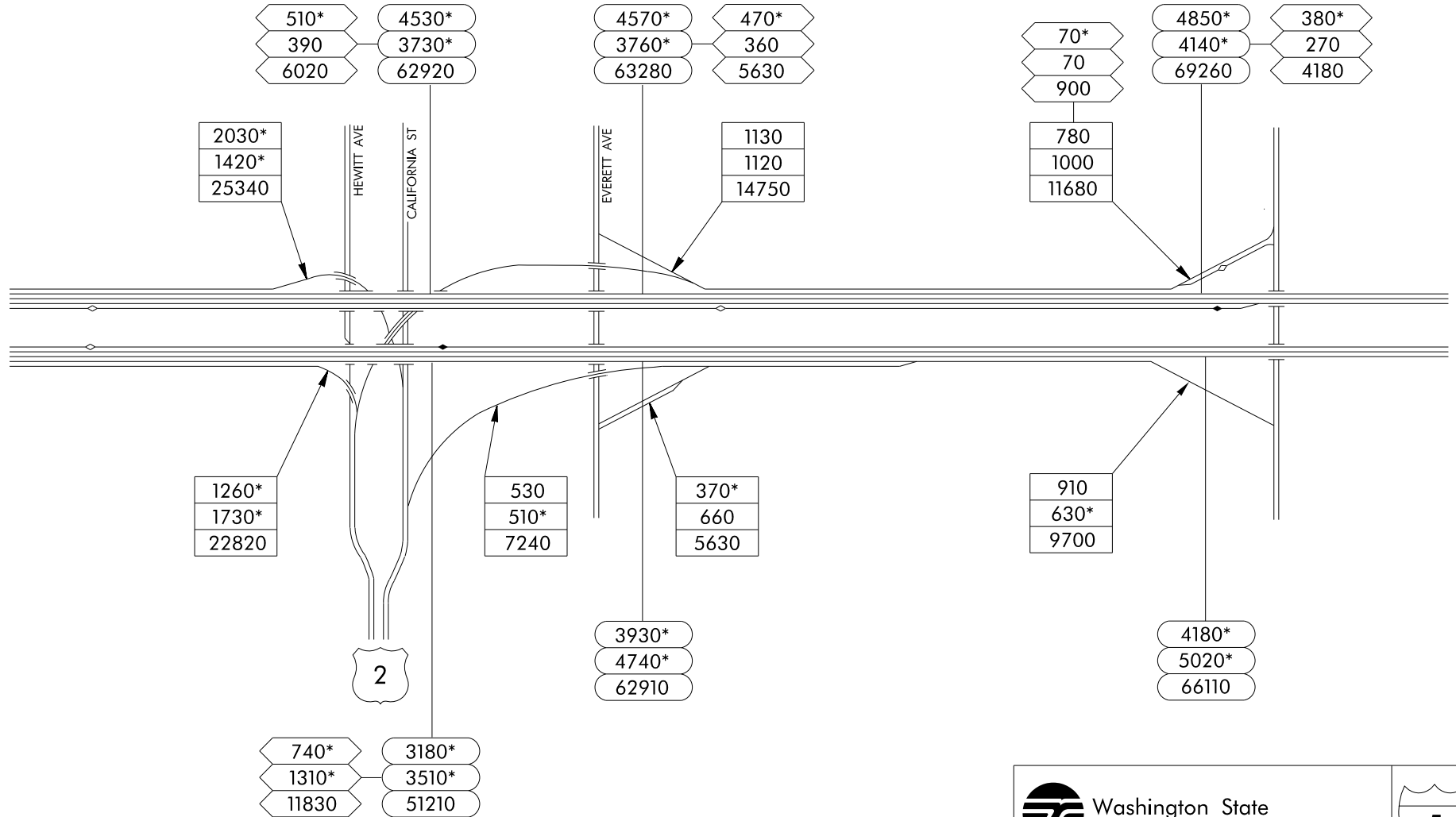
EXIT 193  
PACIFIC AVE





EXIT 194  
US 2  
EVERETT AVE

EXIT 195  
GRAND AVE  
MARINE VIEW DR



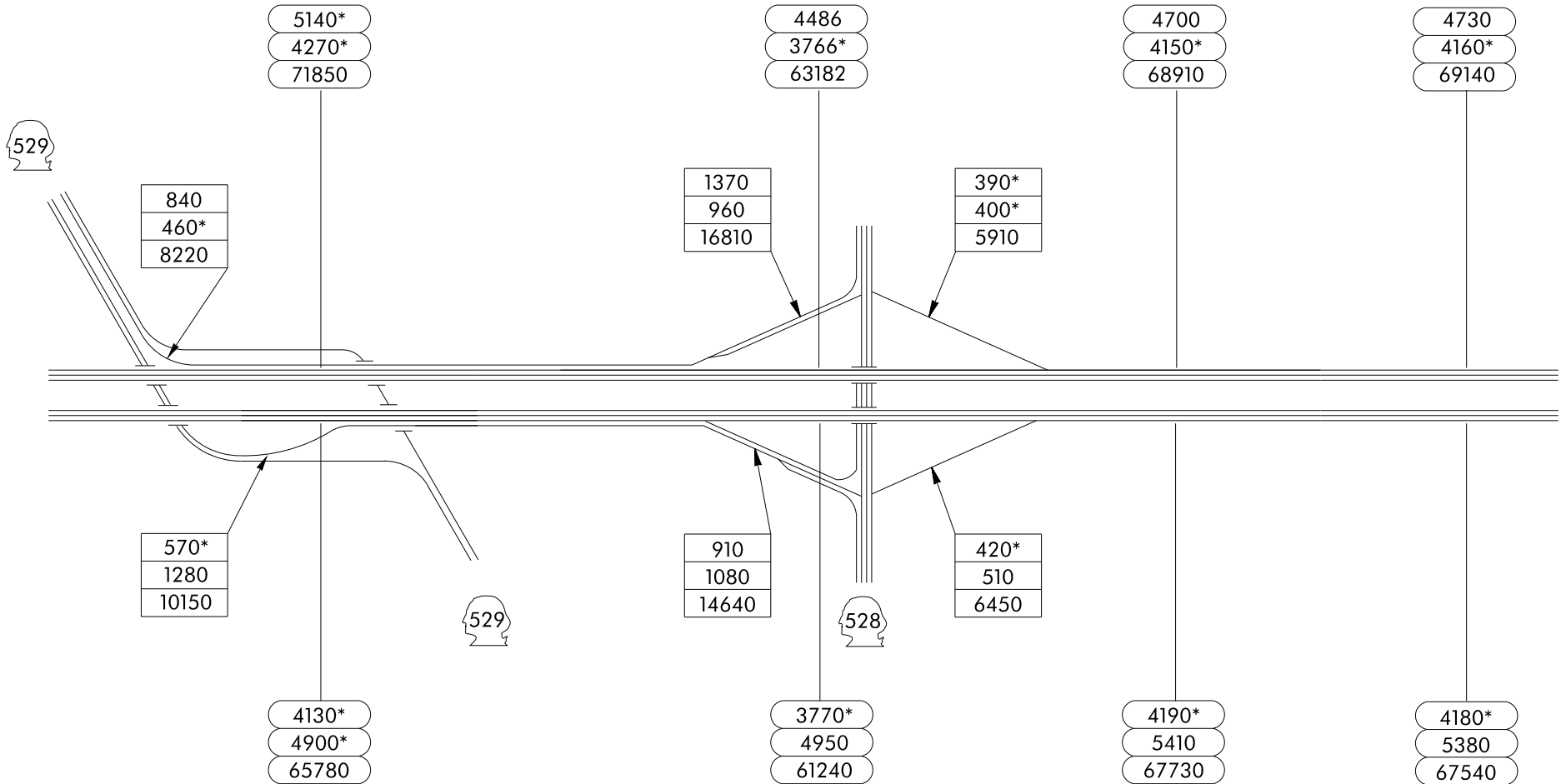


EXIT 198  
SR 529

EXIT 199  
SR 528  
4TH ST

70TH ST NE

79TH ST NE



Washington State  
Department of Transportation



27  
OF  
31

EXIT 200

88TH ST NE  
QUIL CEDA WAY

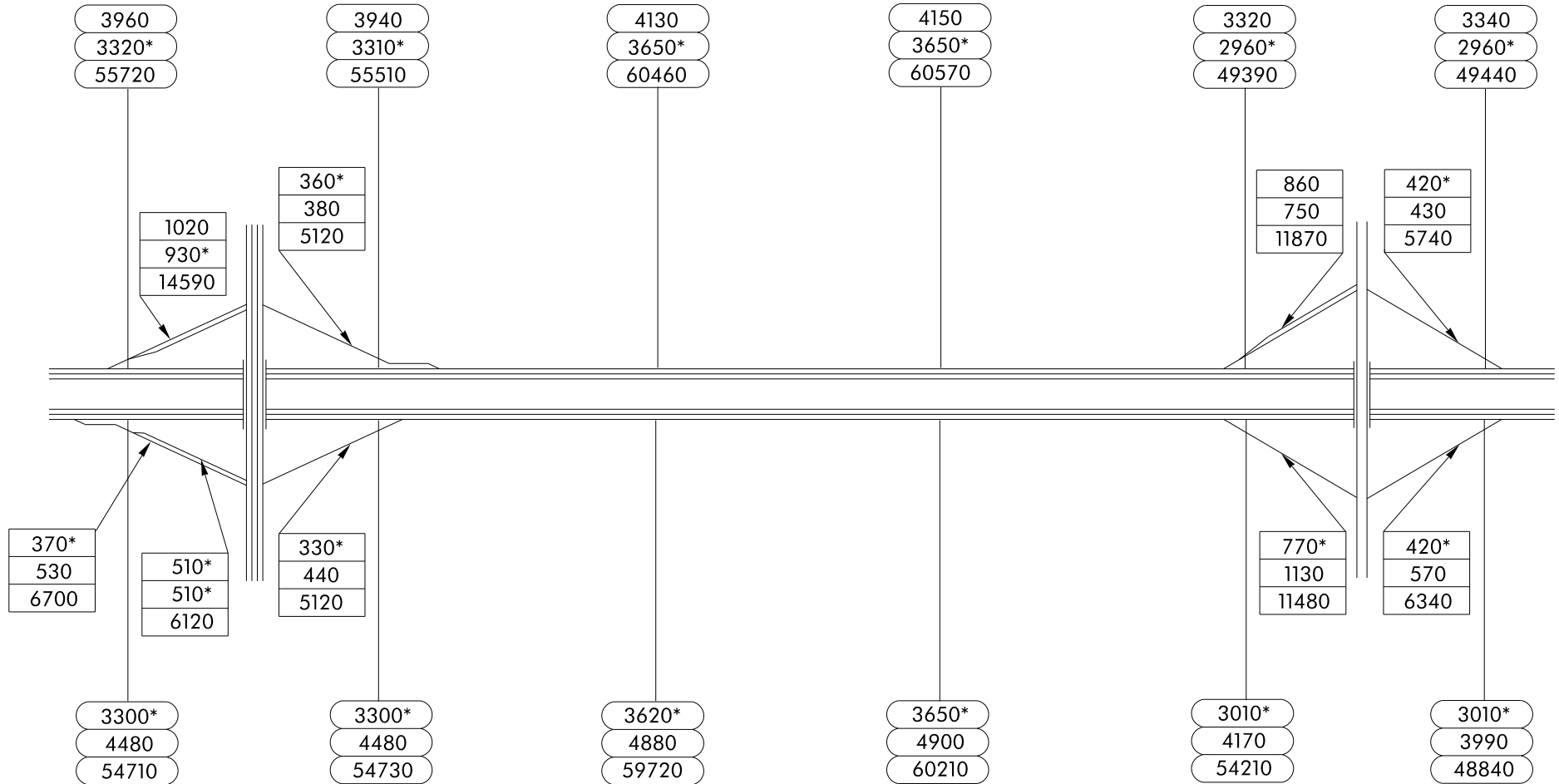
98TH ST NE

105TH ST NE

EXIT 202



116TH ST NE



Washington State  
Department of Transportation



28  
OF  
31



127TH ST NE

136TH ST NE

144TH ST NE

152ND ST NE

160TH ST NE

3620  
3360\*  
55020

3620  
3360\*  
54930

3700  
3440\*  
56300

3620  
3360\*  
54970

3720  
3450\*  
56390

3390\*  
4520  
55190

3360\*  
4490  
54810

3420\*  
4580  
55730

3440\*  
4560  
55960

3440\*  
4600  
56140



Washington State  
Department of Transportation



29  
OF  
31

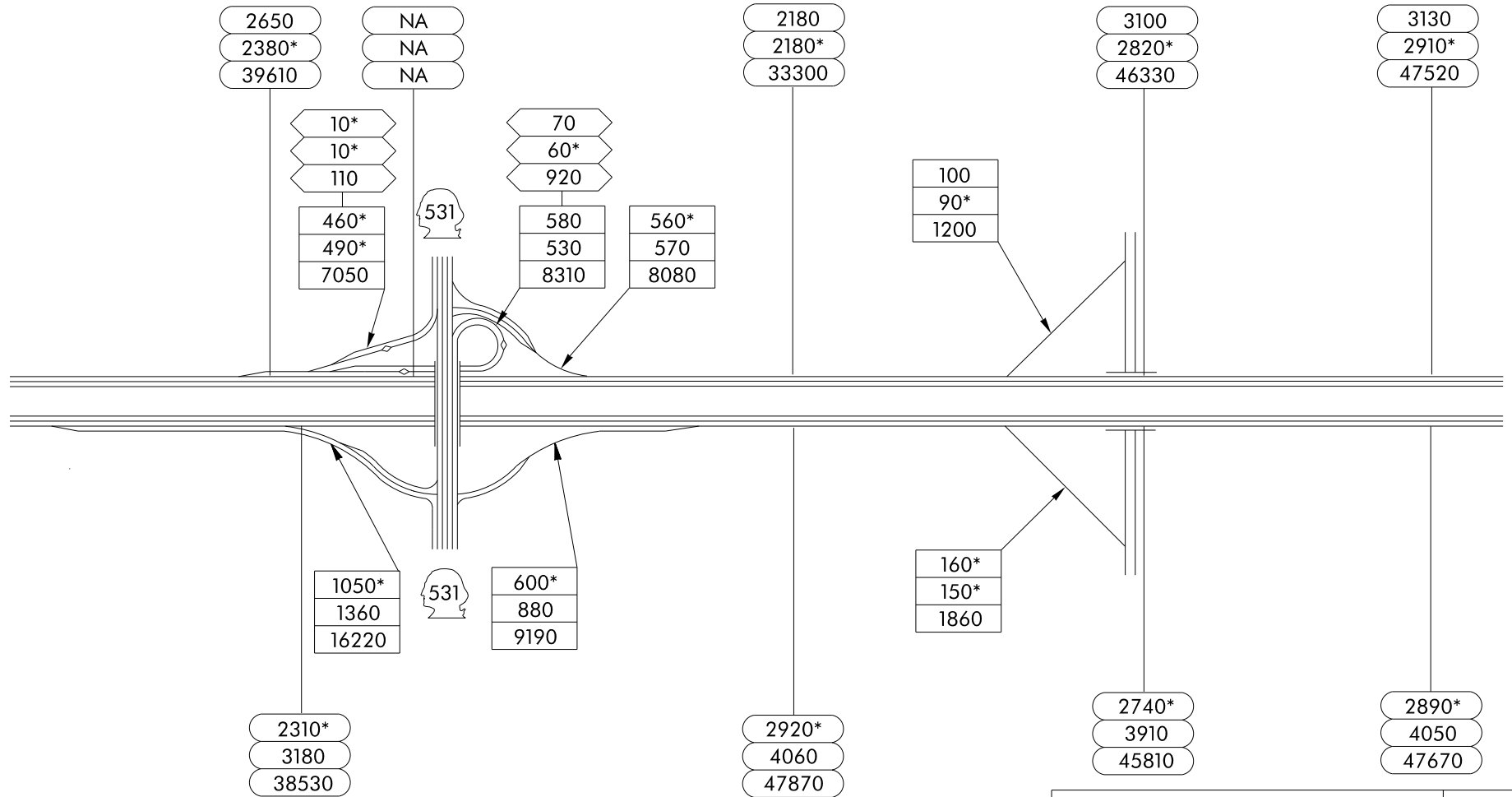
EXIT 206

SR 531  
172ND ST NE  
(SMOKEY PT)

180TH ST NE

189TH PL NE

200TH ST NE



Washington State  
Department of Transportation



30  
OF  
31

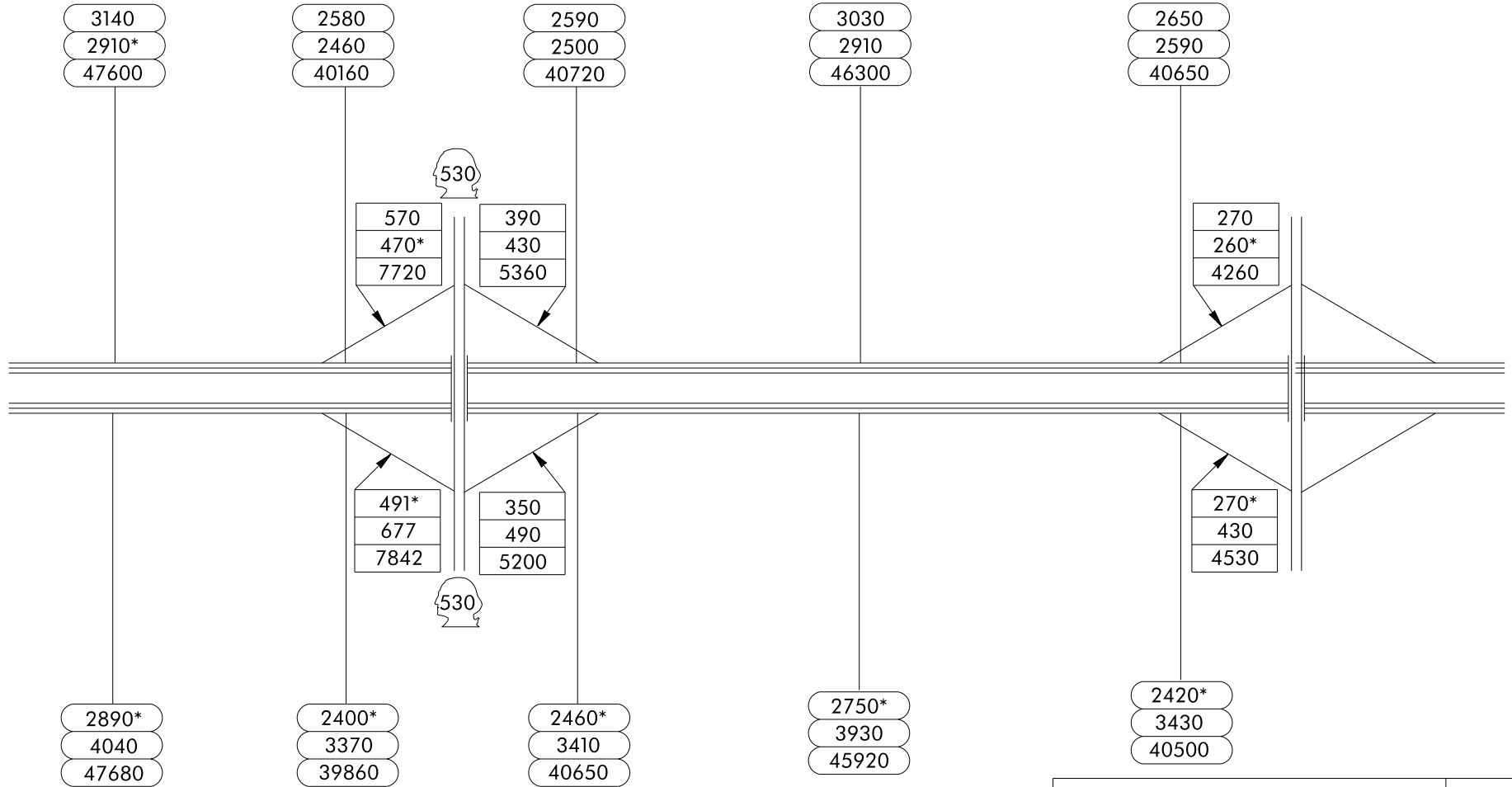


204TH ST NE

EXIT 208  
SR 530  
PIONEER HWY

STILLAGUAMISH  
RIVER

236TH ST NE



Washington State  
Department of Transportation



31  
OF  
31



EXIT 2B\2C

I-5

S NORMAN ST

S

2630  
2220  
30100

5400  
4480  
67160

420  
200\*  
3810

2530  
2060  
32530

NA  
NA  
NA

METERED  
410  
430  
6270

S DEARBORN ST

1100  
780  
11670

S ATLANTIC ST

2490  
2960  
39400

METERED  
560\*  
650  
9150

AIRPORT WAY S

1580  
2110  
22150

2110  
2650  
26060

150\*  
110\*  
1590

1540  
1310  
16520

S  
5100  
5740  
73780



Washington State  
Department of Transportation



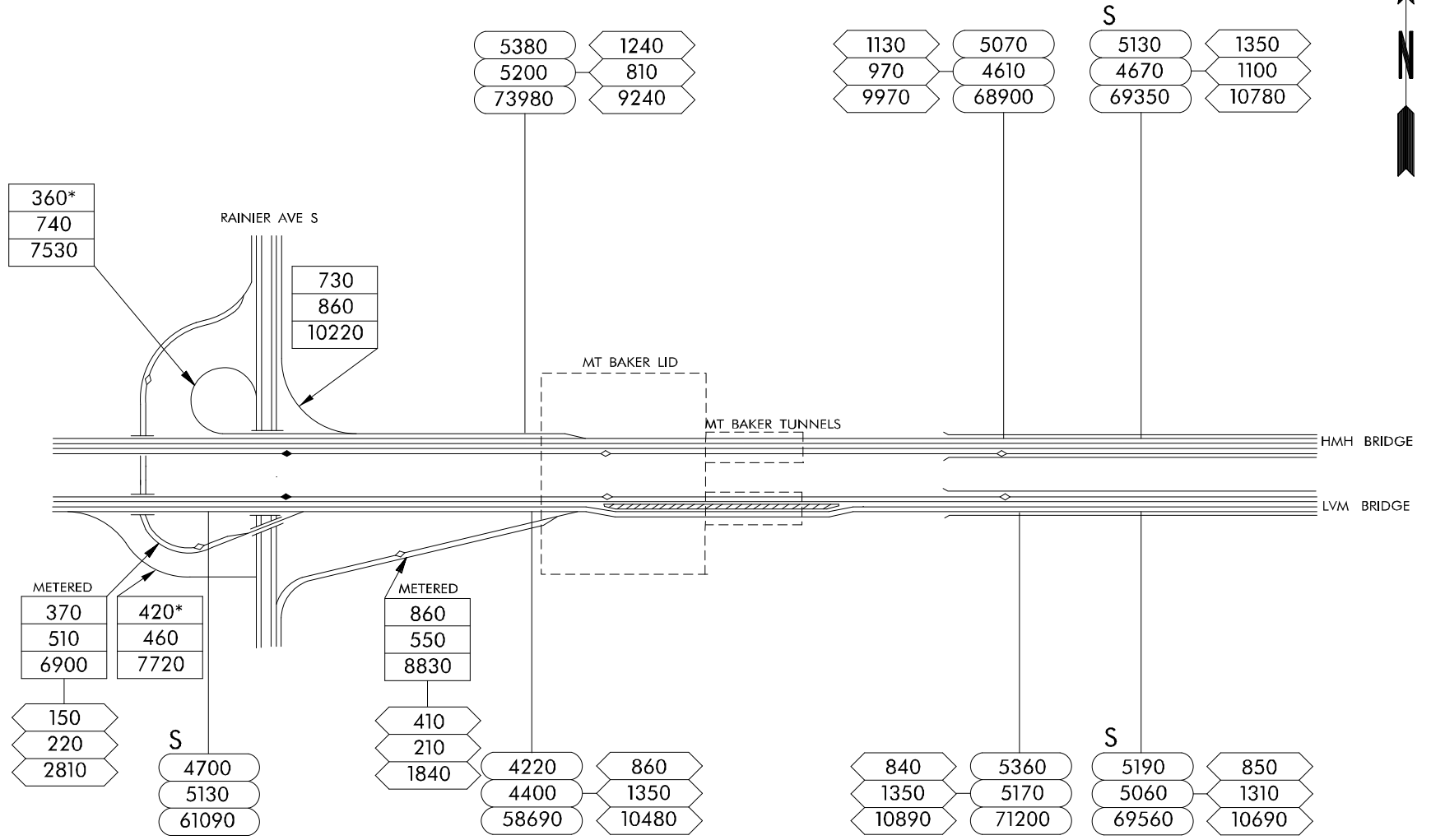
1  
OF  
11

EXIT 3A \ 3B  
RAINIER AVE S

23RD AVE S

35TH AVE S

WEST HIGHRISE





EXIT 6A

MIDSPAN

EAST HIGHRISE

W MERCER WY

76TH AVE SE

77TH AVE SE

1420	5220
1230	4780
11110	69680

1400	5000
1210	4620
11000	66990

1410	4850
1200	4430
11060	62240

METERED	METERED
100	320
70	210
940	2960

METERED
640*
6540

HMH BRIDGE

LVM BRIDGE

MERCER ISLAND LID

60TH AVE SE

W MERCER WAY

76TH AVE SE

77TH AVE SE

200
290
3070

230*
320
3630

10
60
380

5240	900
5130	1300
70350	10670

5060	860
4970	1260
68720	10390

4950	860
4750	1250
66520	10500

5030	900
4690	1250
66310	10280



Washington State Department of Transportation



3 OF 11

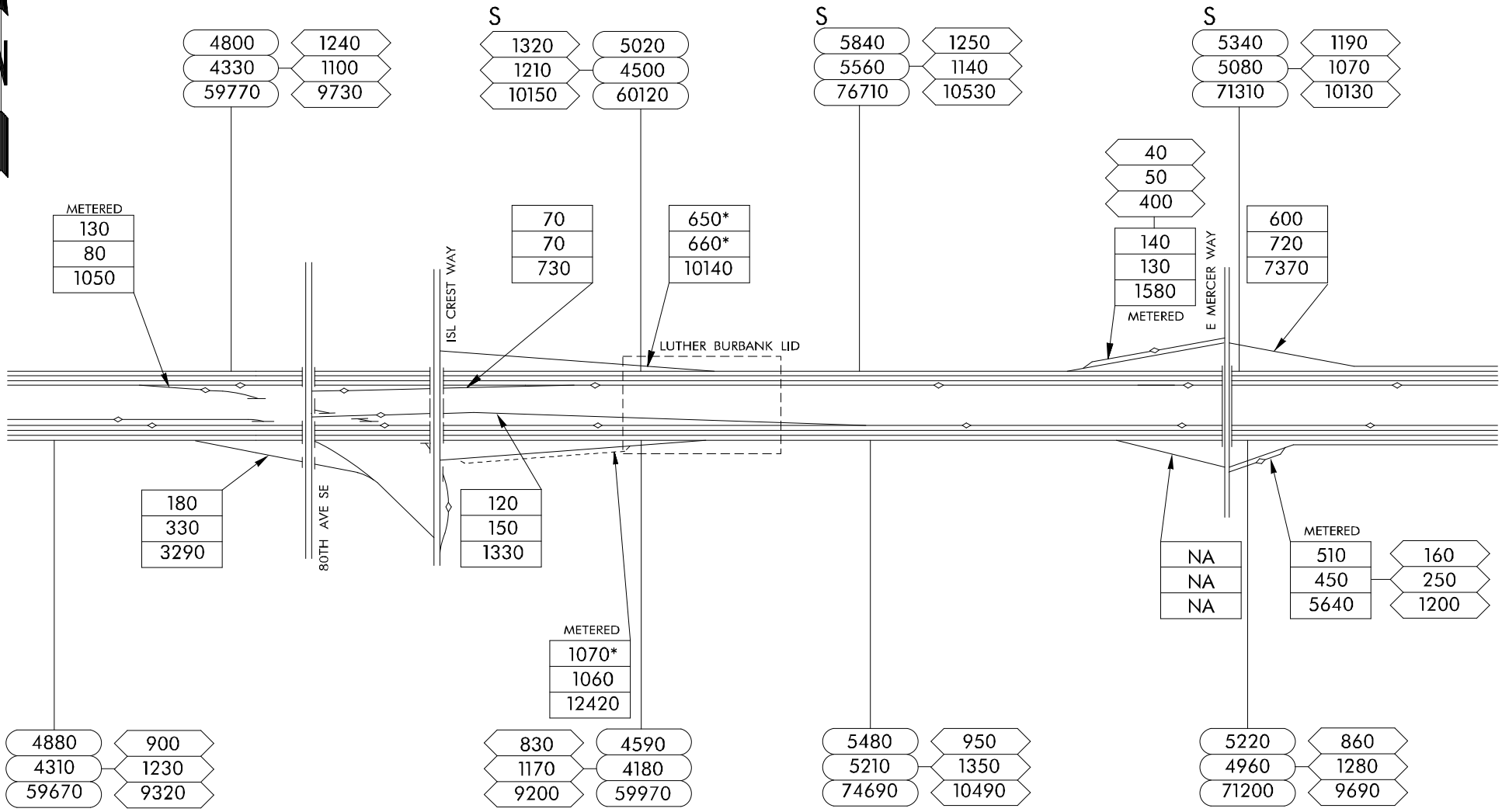




EXIT 7\7B  
ISL CREST WY

SHOREWOOD  
DRIVE

EXIT 8  
E MERCER WY



Washington State  
Department of Transportation



EXIT 9

EXIT 10\10B

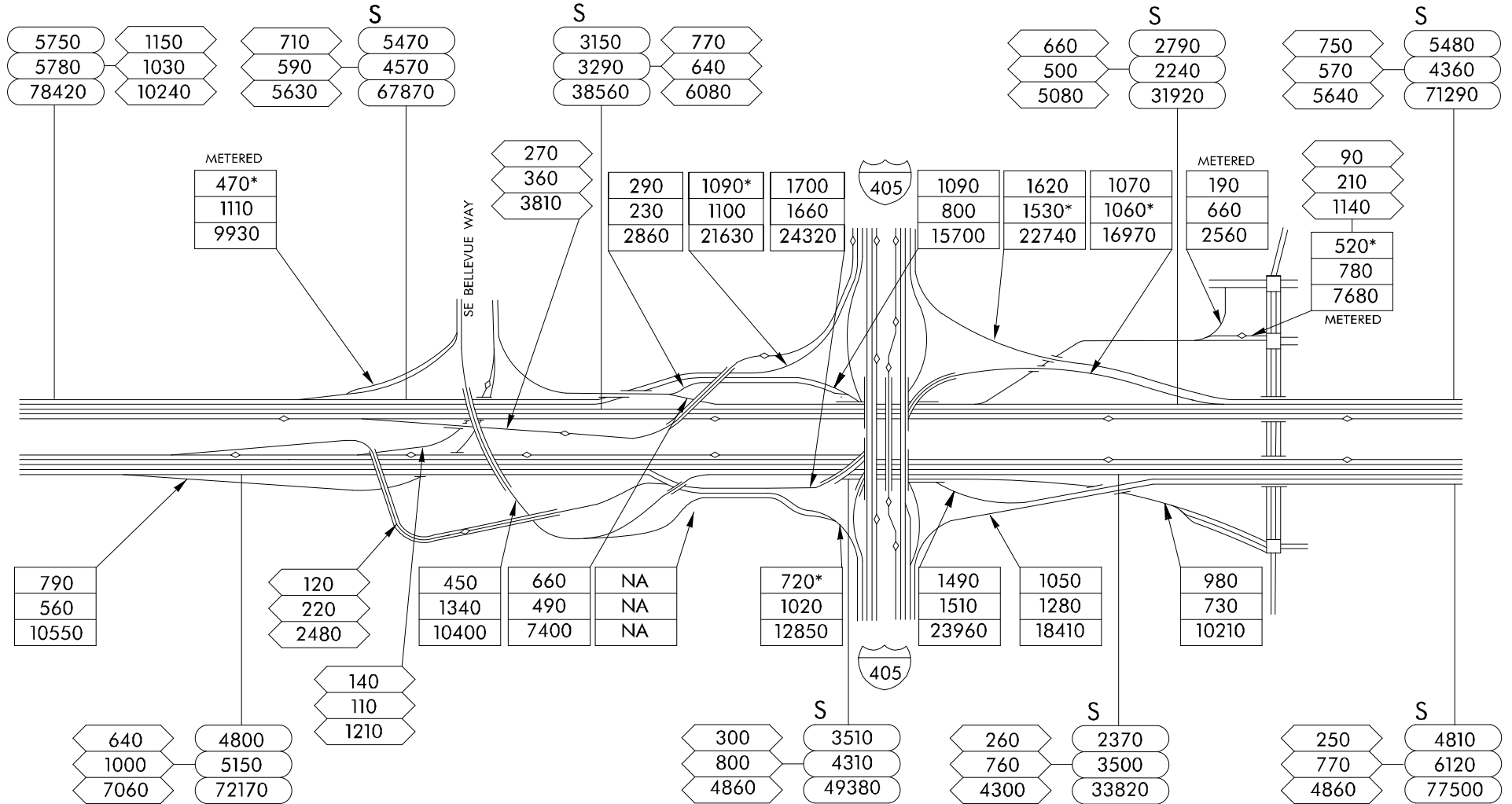
EXIT 10B

E CHANNEL BRIDGE


BELLEVUE WY 118TH AVE SE

I-405

RICHARDS RD 132ND AVE SE



Washington State Department of Transportation



5 OF 11

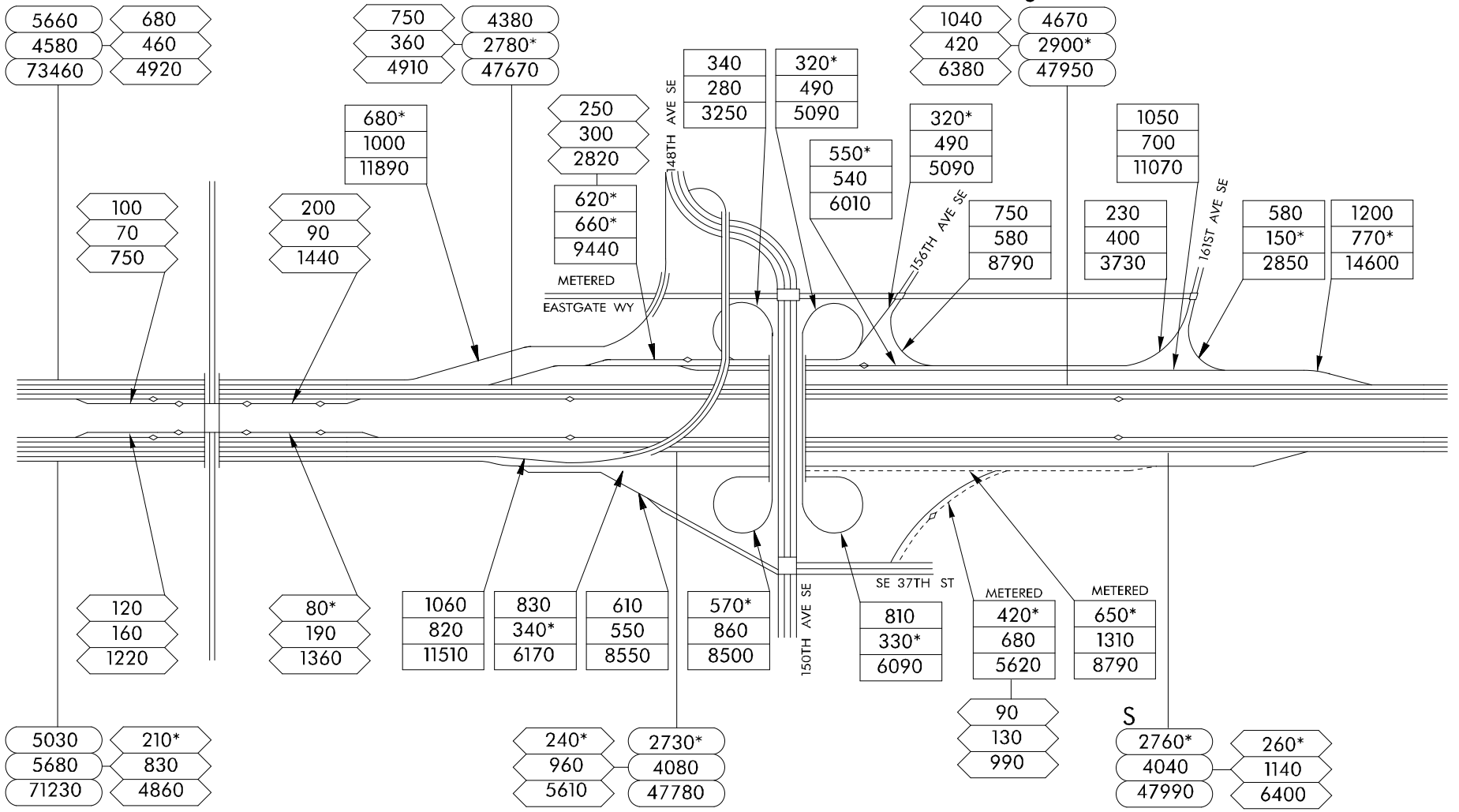
142ND PL SE  
PARK & RIDE  
DIRECT ACCESS

EXIT 11A\B

148TH AVE SE  
150TH AVE SE

EXIT 11

161ST AVE SE  
S





164TH AVE SE

169TH AVE SE

EXIT 13  
W LAKE SAMMAMISH PKWY  
NEWPORT WAY

193RD AVE SE

5620	1200
4090*	440
71330	7780

1170	5650
430	3860*
7980	73510

1090	4660
330	3250*
7470	68320

S

4110	1120
3670	400
77660	8040

4910	1190
3710	410
60660	7480

330
40
900
900
430*
6820

METERED

560
750
6910

340*
670
7260

SE NEWPORT WY

380
550
7060

3990*	310*
5910	1310
67600	7470

320*	4230*
1270	6070
7700	73900

320*	3720*
1180	5340
6900	59300

S

3900*	300*
5610	1170
66530	7090

3880*	360*
5580	1390
61950	7960



Washington State  
Department of Transportation



7  
OF  
11



200TH AVE SE

EXIT 15  
SR 900  
RENTON-  
ISSAQUAH RD SE

12TH AVE NW

EXIT 17  
FRONT ST  
& E LAKE SAMM

EXIT 18  
E SUNSET WY  
& HIGHLANDS DR NE

S

S

S

S

1200	5140	3290	1520
420	3900	2050	490
7640	63340	36150	9500

4800
2950
50900

3740	4450	3050
2070	2560	1820
36520	44330	30870

280
270
3120
940*
820*
10120

METERED

420*	250
420*	180
5800	2570

170*
170*
2340

310
60*
1520

METERED

1060
960
14100

640
510*
7000

METERED

1000	400
720	90
11230	1770

NA
NA
NA
NA

20
40
440



NA
NA
NA

4190*
6860
72790

2460*
4560
45010

2910*
5300
52510

840*
1270
14320

420*
660
5480

110
260
2210

490*
1240
10260

2060*
4020
38030

1470*
2680
25680

490*
1240
10260

1860*
3720
33600

230*	200
410	220
4320	4260



Washington State  
Department of Transportation



8  
OF  
11



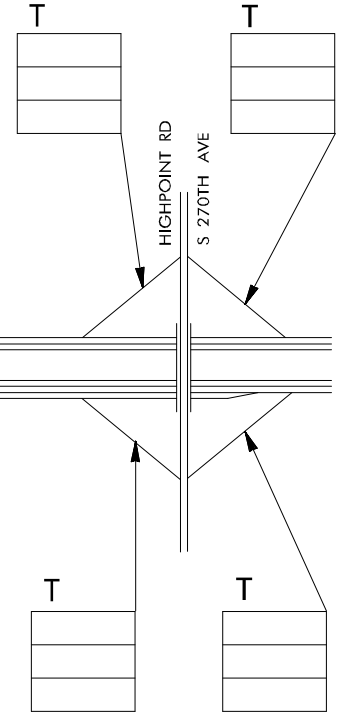
246TH AVE SE

256TH AVE SE

EXIT 20  
HIGHPOINT RD  
S 270TH AVE

S  
3440  
1910  
30640

S  
3470  
2050  
35000




S  
2110\*  
3780  
35070

S  
2110\*  
3760  
35640



Washington State  
Department of Transportation

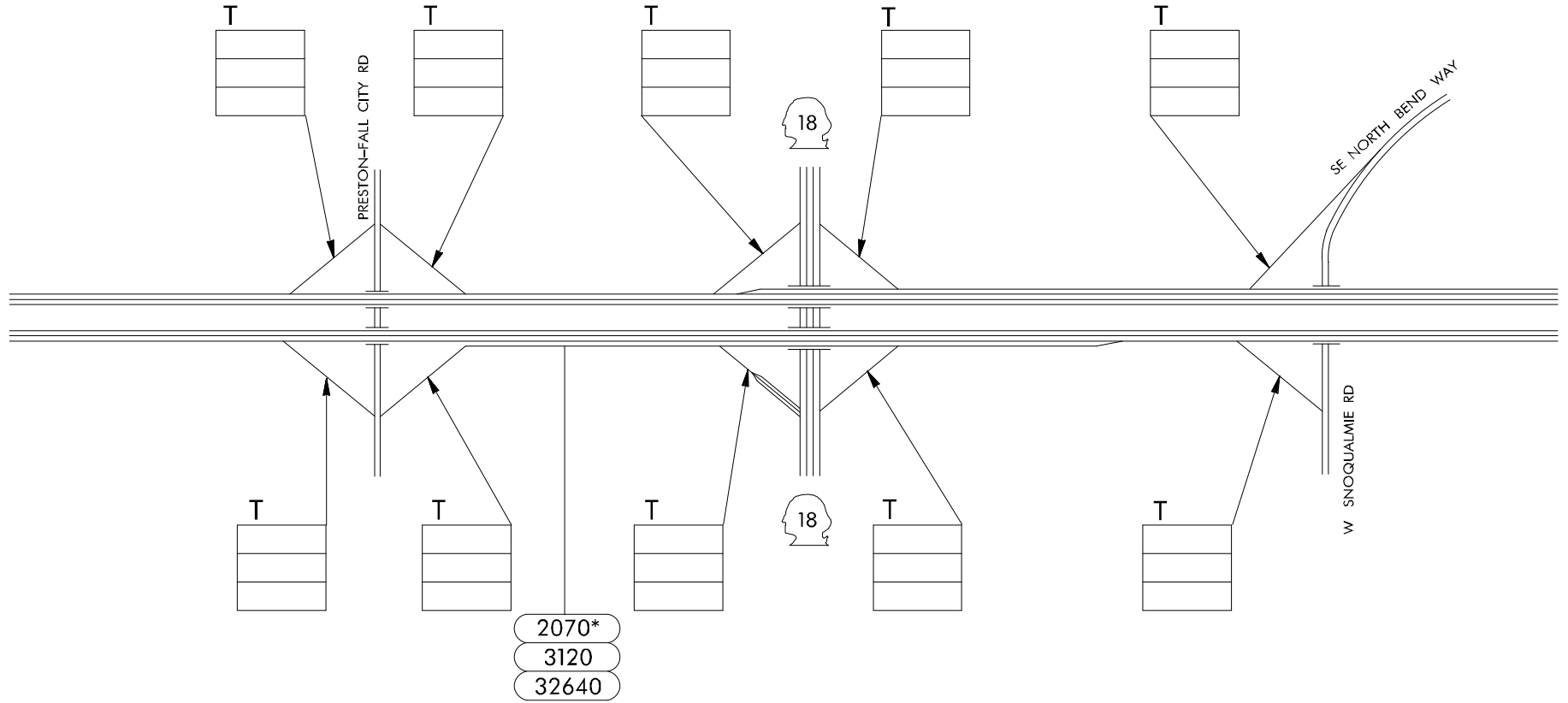


9  
OF  
11

EXIT 22  
PRESTON-  
FALL CITY RD

EXIT 25  
SR 18

EXIT 27  
SE NORTH BEND WAY

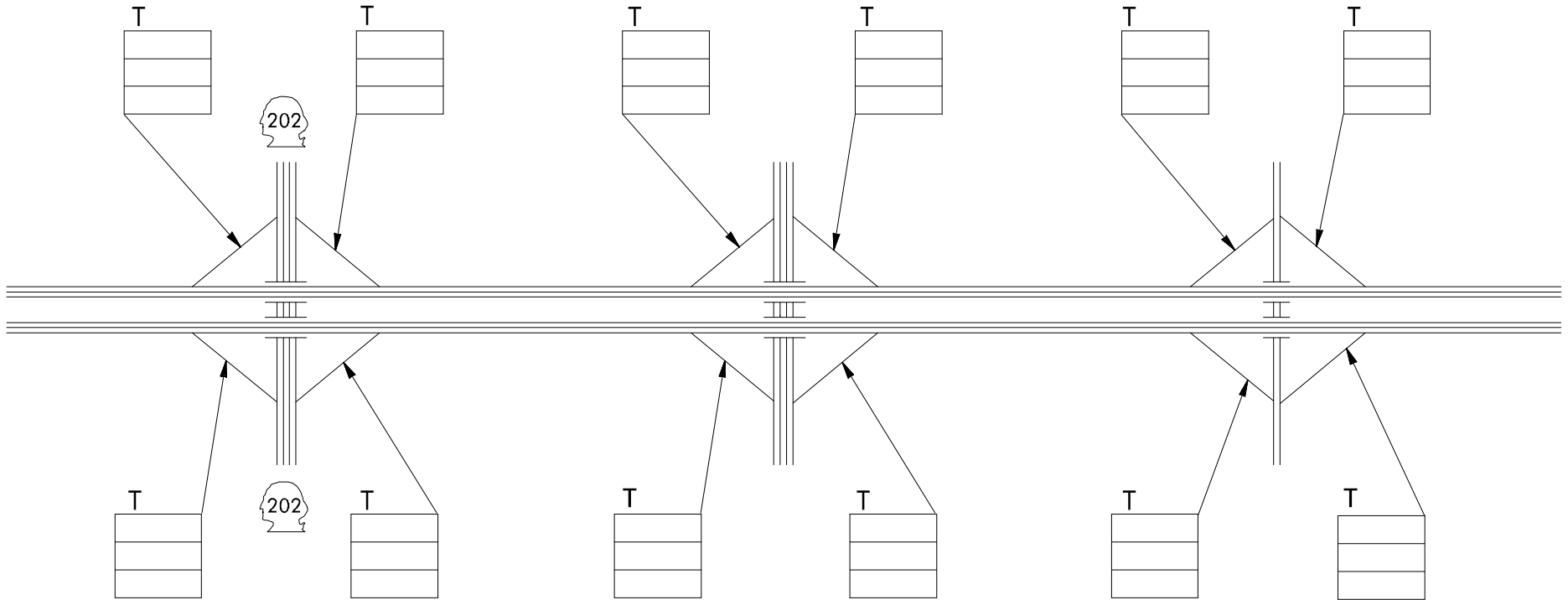





EXIT 31  
SR 202

EXIT 32  
436TH AVE SE

EXIT 34  
EDGEWICK ROAD



Washington State  
Department of Transportation



11  
OF  
11





EXIT 1

I-5  
(TUKWILA)

ANDOVER PARK W

INTERURBAN AVE S

SR 181  
WEST VALLEY HWY

LONGACRES DR SW

2860	510	4540
3140*	300	4560*
51880	4560	80890

4060	760
3990*	560
71620	8220

4640	880
4380*	650
78650	10230

1810*	370*
1330*	380*
25160	4830

1020
1000
16140

500
170
3300

METERED

380*
640
6340

670
550*
8550

1130*
1460*
20900

SOUTHCENTER BLVD



1680
1750
26360

1660*	1650*
1750	1400*
30920	23010

480*
740
8170

1320
880*
14130

METERED

390*
690
6830

410*
690
7740

4830	500*
4590*	1070
80250	10830

3930*	560*
4210*	1280
70760	12840

S

4280*	560*
4690*	1160
77620	12360



Washington State  
Department of Transportation



1  
OF  
16

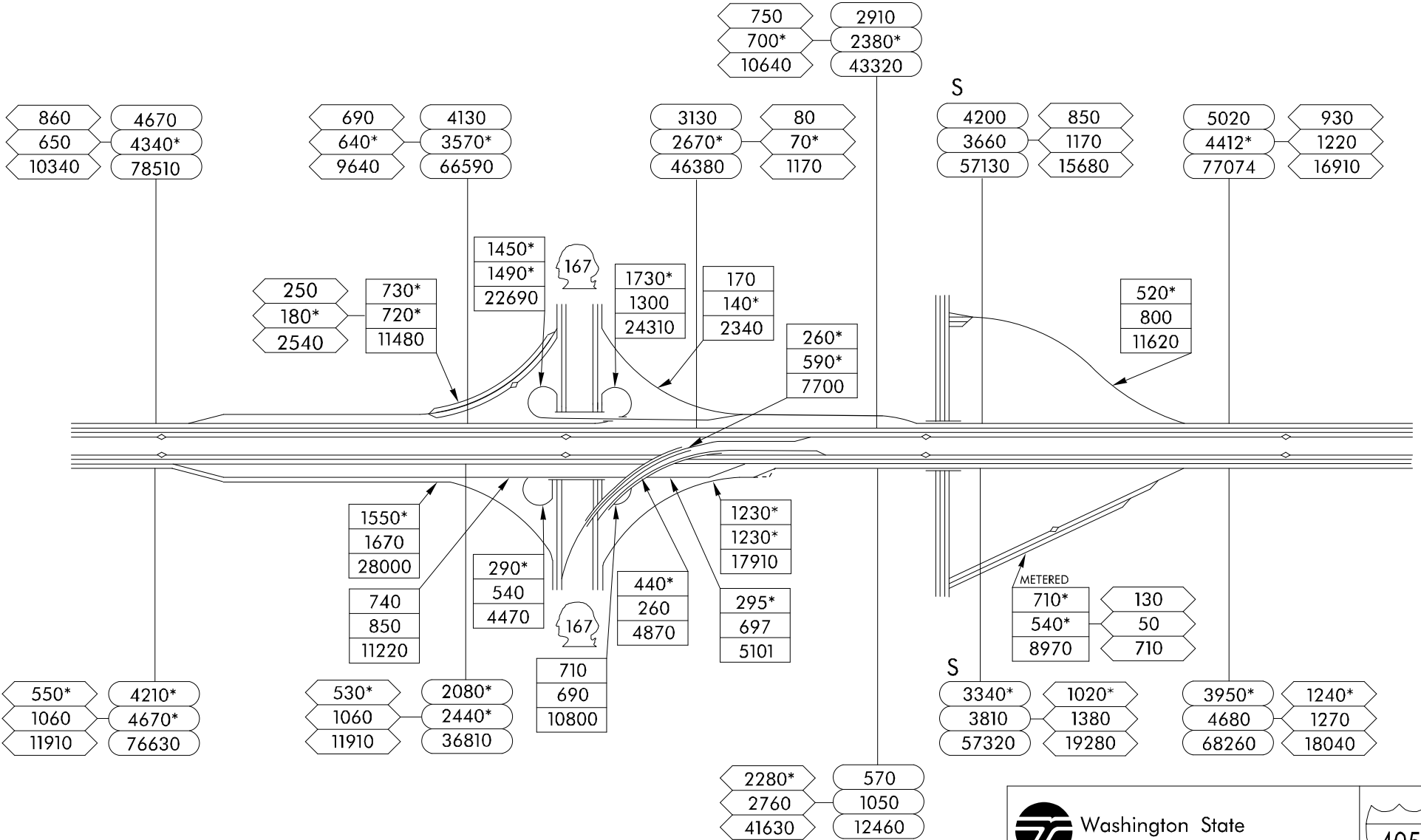
EXIT 2

POWELL AVE SW

SR 167  
RAINIER AVE S / VALLEY FWY

TALBOT RD  
SR 515

S 9TH ST



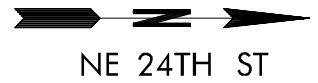
Washington State  
Department of Transportation



EXIT 4  
SR 169  
MAPLE VALLEY RD

EXIT 4  
SR 900  
SUNSET BLVD

EXIT 5  
SR 900  
NE PARK DR



S  
335 870  
3120\* 1120  
54630 16350

3330 1090\*  
3000\* 1450  
53170 21130

980\* 2960  
1310 2830\*  
17870 508670

S  
1800\* 3460  
1940\* 3250\*  
32490 58960

METERED  
1160 1250  
890 970\*  
5790 17230



390\*  
680  
9540

310  
370\*  
2960

METERED  
480  
500\*  
7560

570  
580  
8770

560  
640  
10530  
440\*  
890  
9320



METERED  
630\*  
420\*  
7390

METERED  
390  
280\*  
4310

480\*  
770  
8400

METERED  
290  
400\*  
5640

440  
210\*  
2890

S  
1330\* 2830\*  
1310 3080  
18800 46470

S  
2840\* 1350\*  
3090 1290  
46550 18850

3180\* 1460\*  
3440 1320  
52830 20000

1470\* 3030\*  
1300 2980  
19940 48220

S  
1540\* 3320\*  
1370 3540  
21580 56530



Washington State  
Department of Transportation



3  
OF  
16

EXIT 6

NE 30TH ST

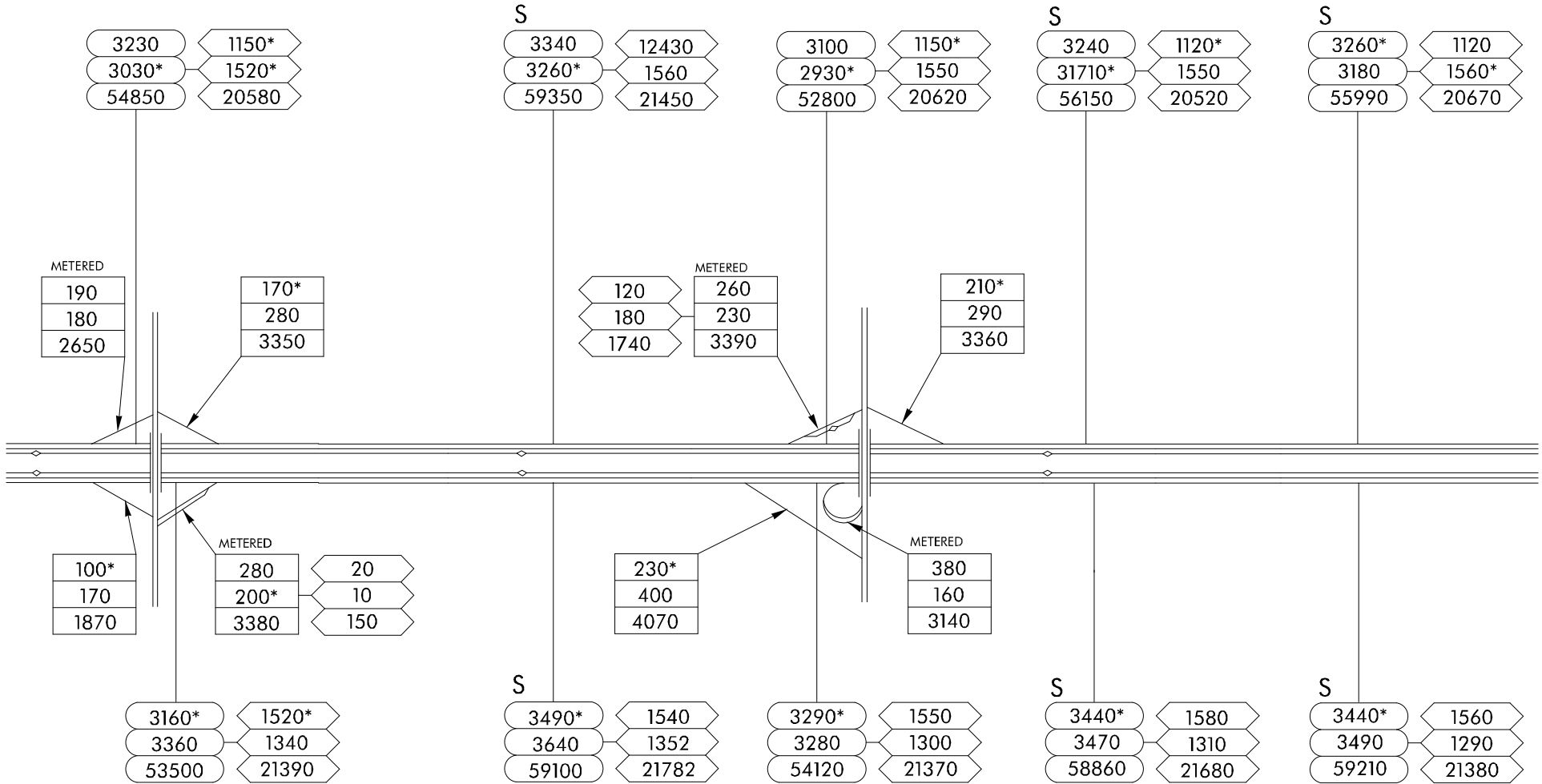
EXIT 7

NE 37TH ST  
KENNYDALE HILL

NE 44TH ST

SE 72ND ST

SE 64TH ST



Washington State  
Department of Transportation

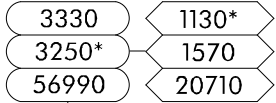


4  
OF  
16



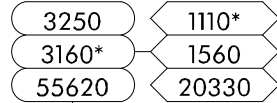
SE 59TH ST

S

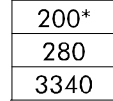
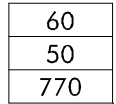


EXIT 9

SE 52ND ST  
112TH AVE SE

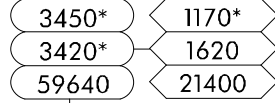


METERED



SE 47TH ST

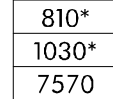
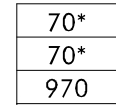
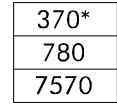
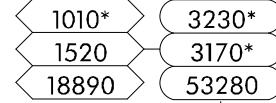
S



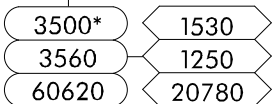
EXIT 10

COAL CREEK PKWY

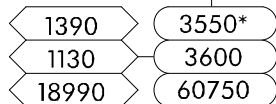
S



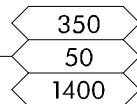
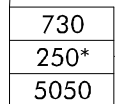
S



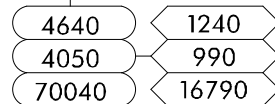
S



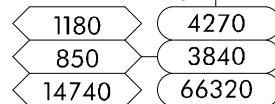
METERED



S



S



Washington State  
Department of Transportation



5  
OF  
16



SE 39TH ST

EXIT 11

I-90

SE 24TH ST

SE 17TH ST

S

2620*	750*
2580*	1230
39550	14560

2650*	720*
2620*	1230
39670	14280

S

5400*	270	700*	5630*	190	660*
5400*	490	1210	5630*	670	1180
83880	4680	13890	85780	4750	13030

S

1090
800
15700

1620
1530*
16970

1090
800
15700

1090*
1100
21630

260
360
3810

1490
1510
23960

1050*
1280
18410

1620
1530*
22740

1700
1660
24320

S

3360	1190
2970*	800
50530	13990

3350	1210
2980*	800
50680	14140

S

6550	1250
5830*	880
94060	14050

S

6470	1250
5940*	930
96660	13850



Washington State Department of Transportation



6 OF 16

EXIT 12  
SE 8TH ST

MAIN ST


S

5320*	660*
5330*	1190
82030	13040

METERED

440*	60*
690	340
6110	1890

930
680
8880



300
240*
3880

780
500*
7180

116th Ave SE

METERED

502	188
691	160
7260	1969

S

5650	1030
5370*	930
87500	11960

S

4890	750
5050	900
78140	10150



Washington State  
Department of Transportation



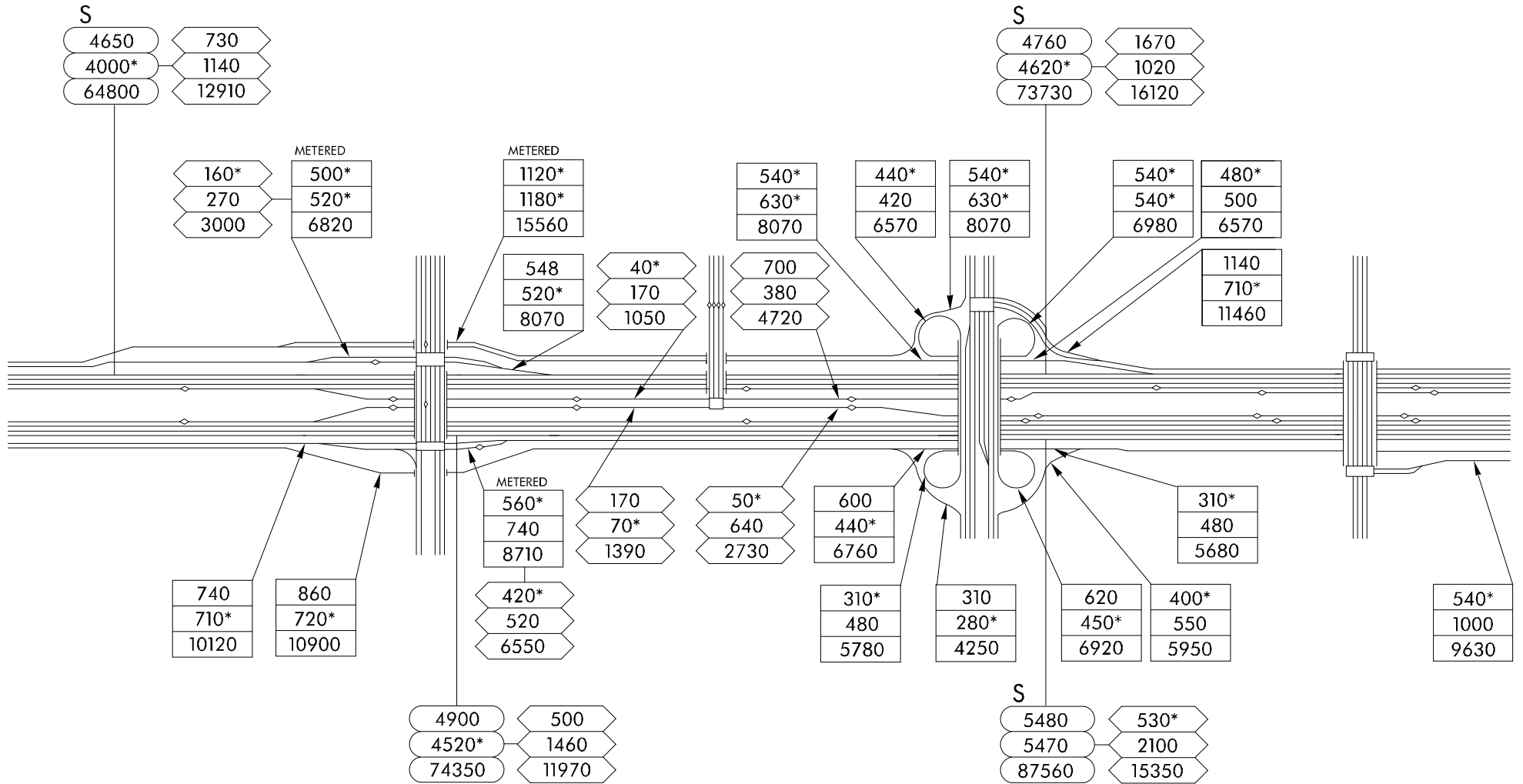
7  
OF  
16

EXIT 13A  
NE 4TH ST

HOV ONLY EXIT  
NE 6TH ST

EXIT 13B  
NE 8TH ST

NE 10TH ST



Washington State  
Department of Transportation



8  
OF  
16





EXIT 14

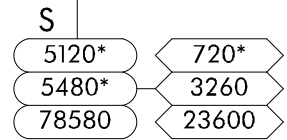
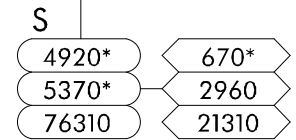
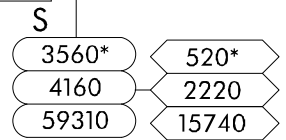
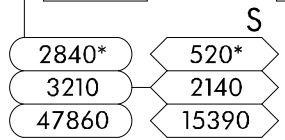
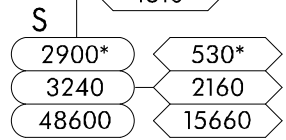
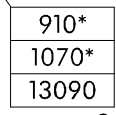

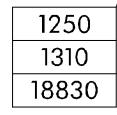
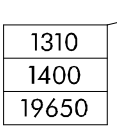
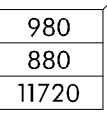
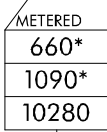
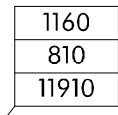
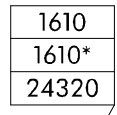
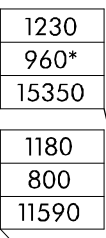
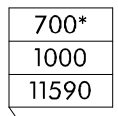
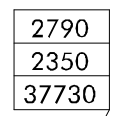
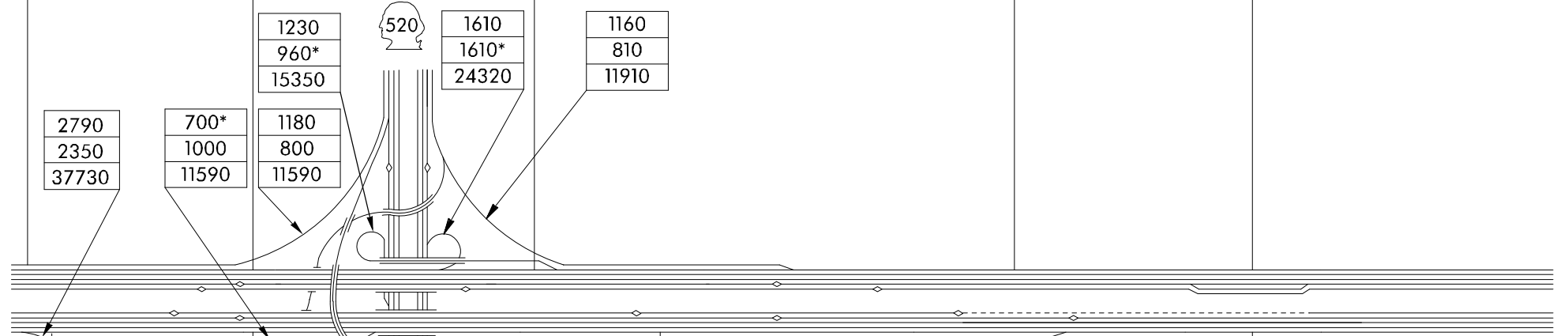
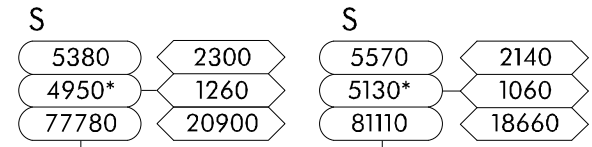
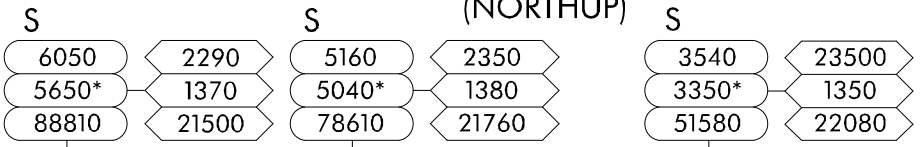
NE 14TH ST

SR 520  
(NORTHUP)

NE 28TH ST

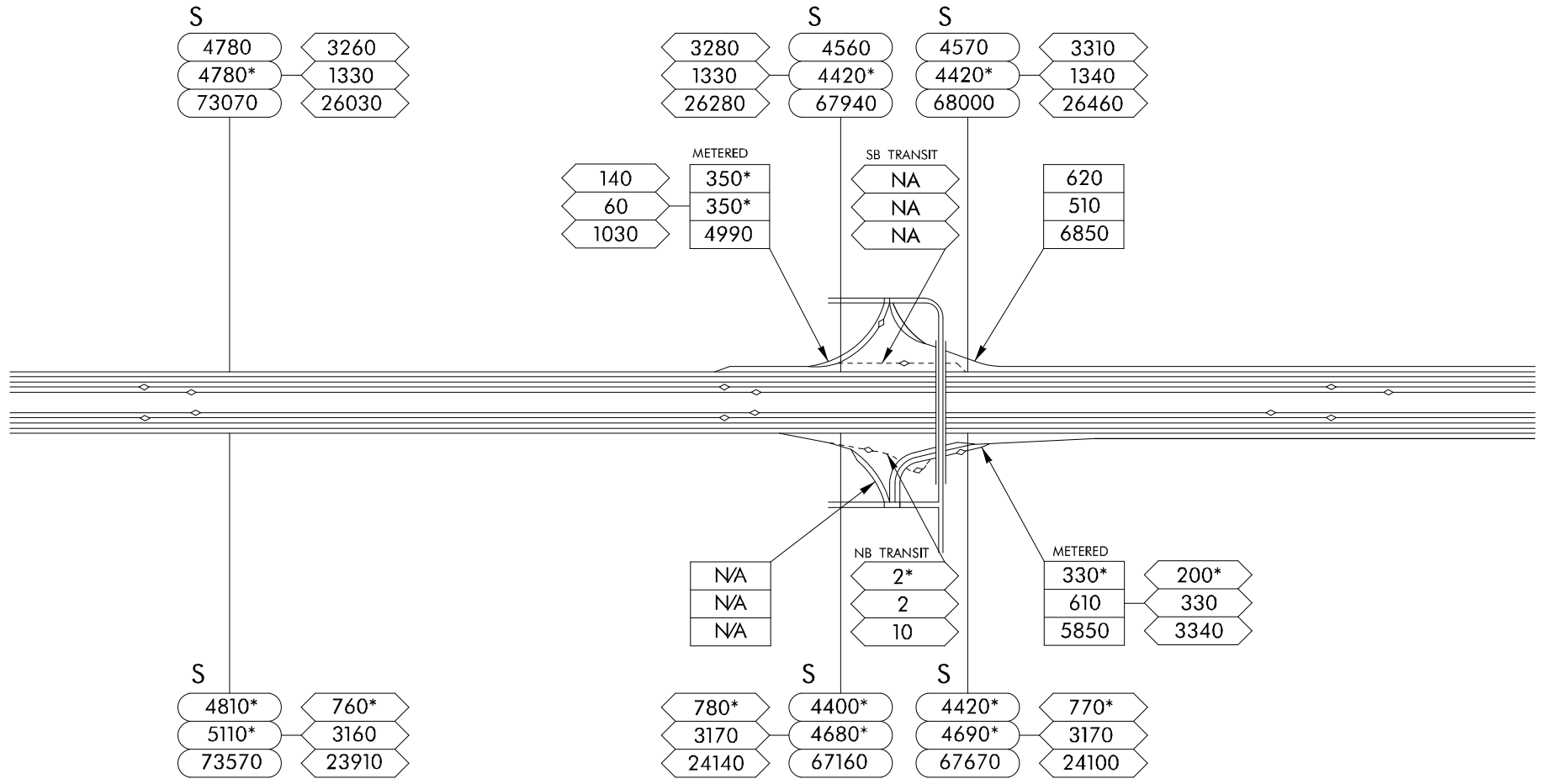
NE 37TH ST

NE 46TH ST



NE 57TH ST

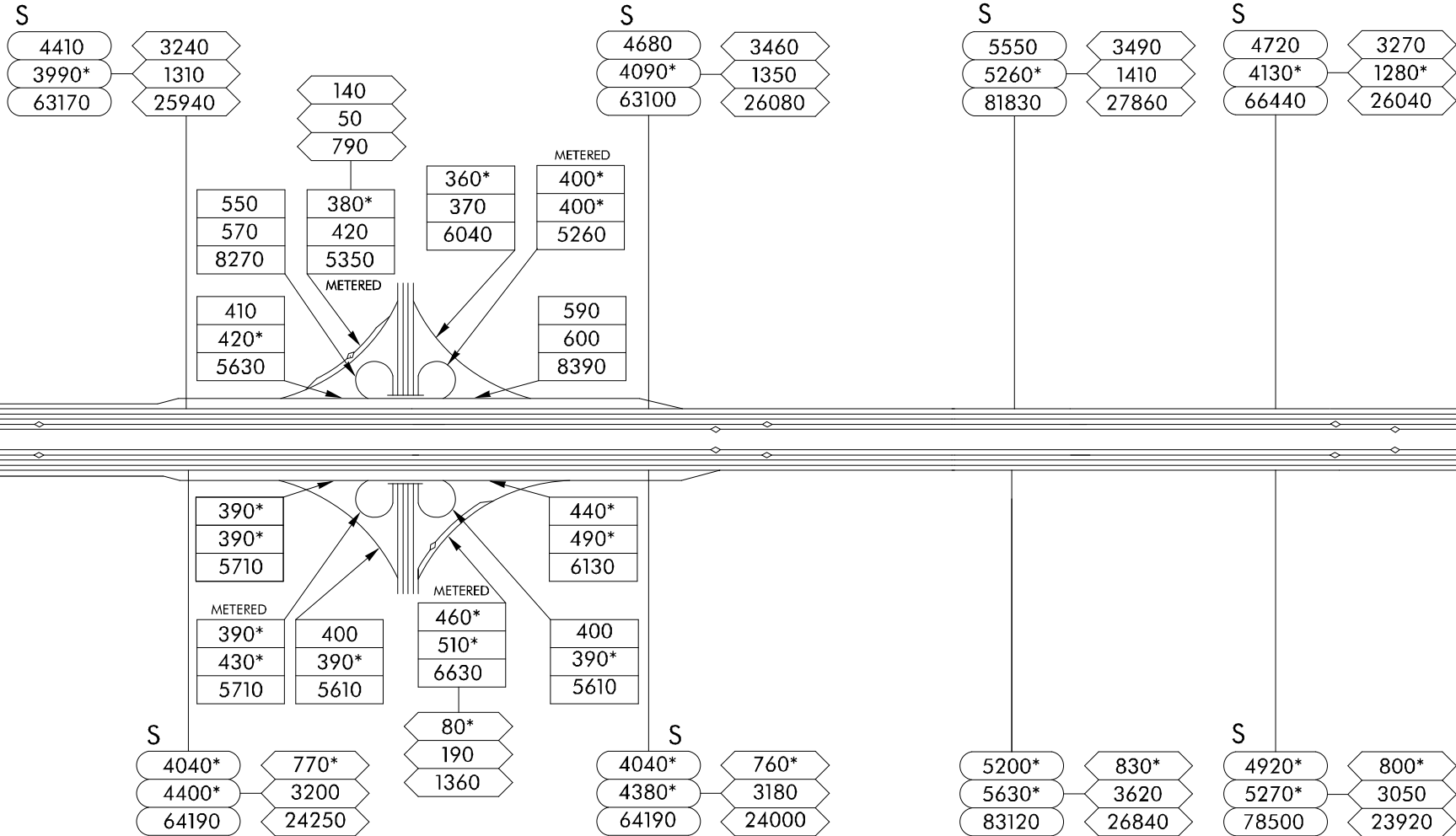
EXIT 17  
NE 70TH PL



EXIT 18  
NE 85TH ST

NE 97TH ST

NE 106TH ST

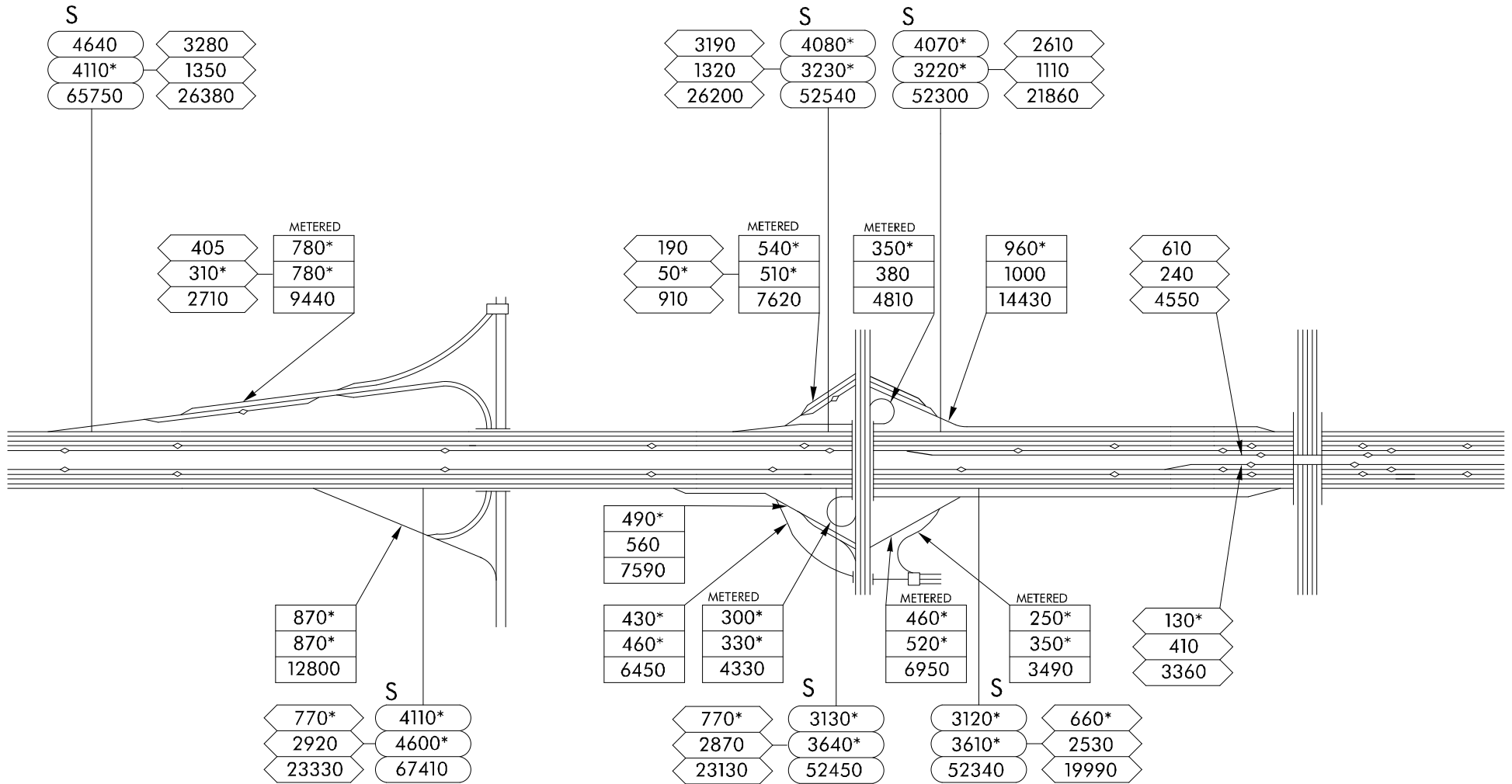




EXIT 20A  
NE 116TH ST

EXIT 20\20B  
NE 124TH ST  
(TOTEM LAKE)

NE 128TH ST



Washington State  
Department of Transportation



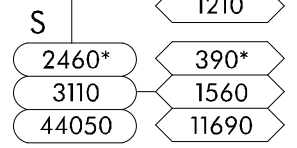
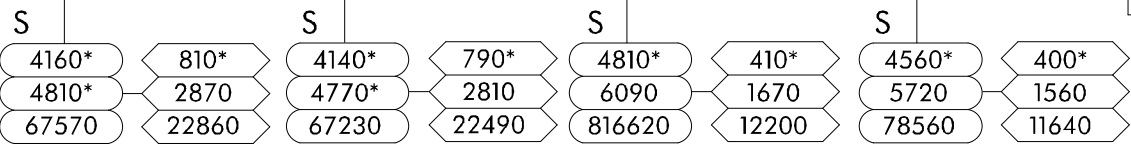
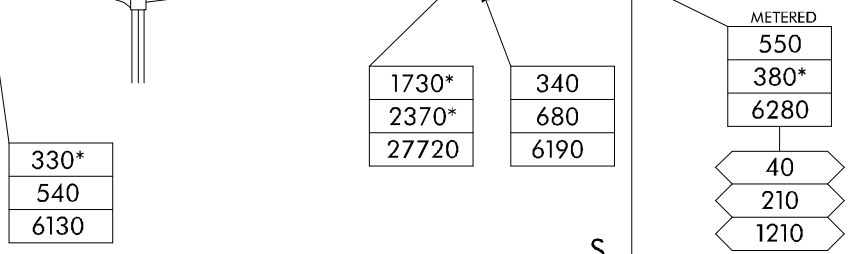
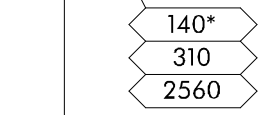
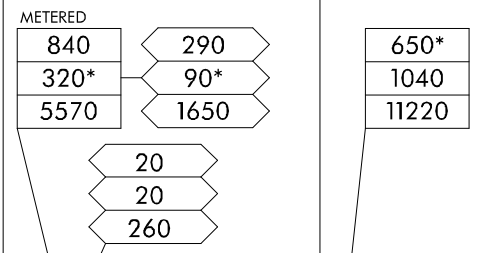
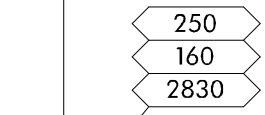
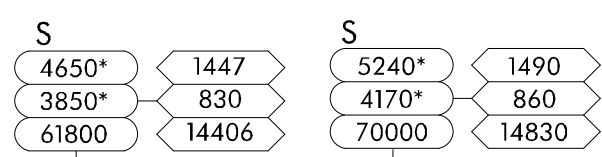
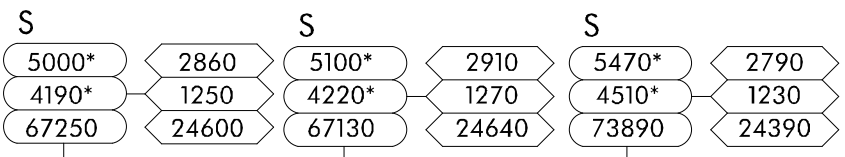
12  
OF  
16



NE 132ND ST NE 140TH ST NE 144TH ST

EXIT 22

NE 160TH ST  
JUANITA-WOODINVILLE WY NE

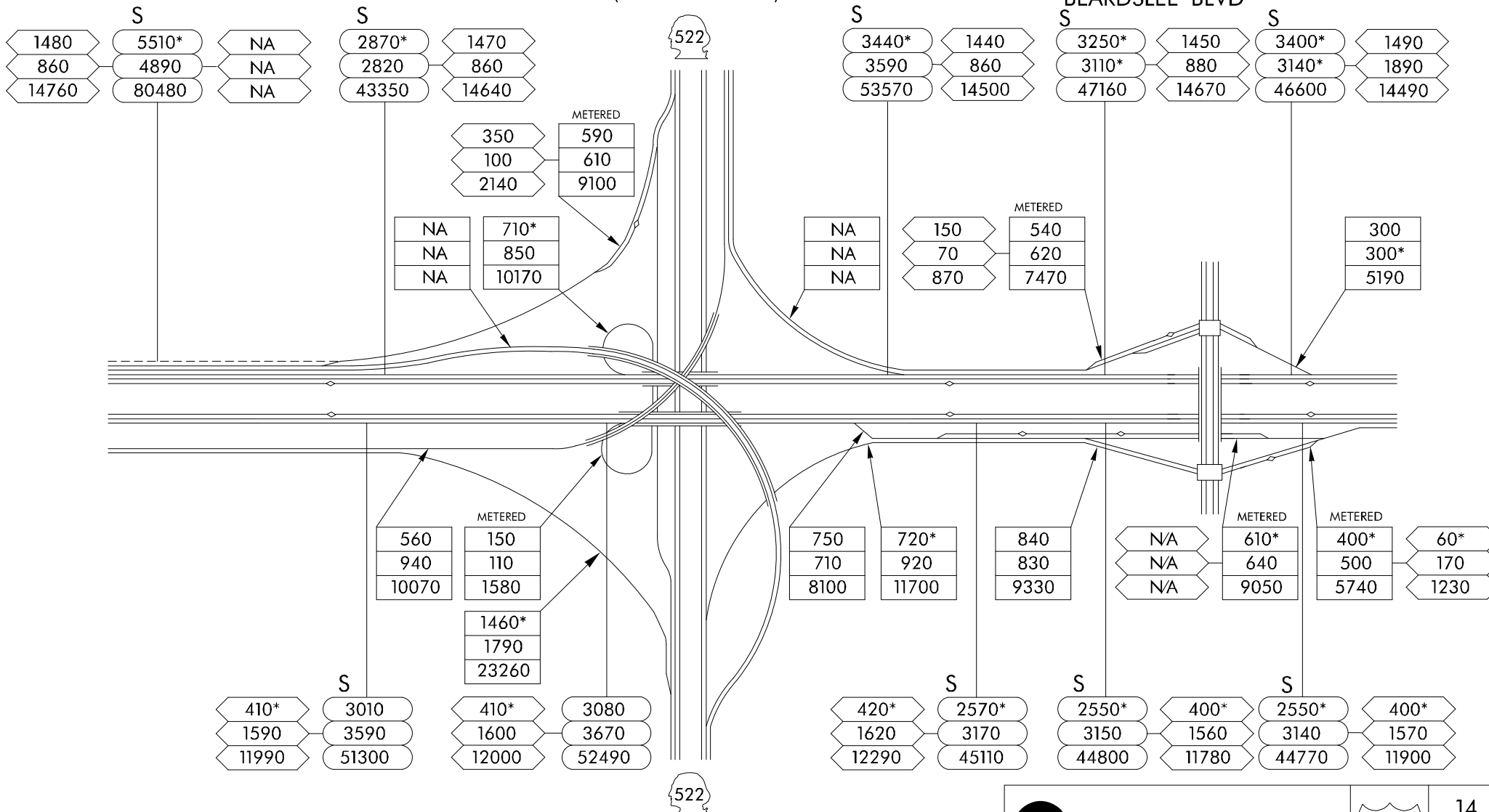


EXIT 23

SR 522  
(WOODINVILLE)

EXIT 24

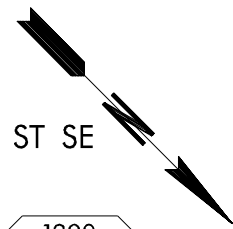
NE 195TH ST  
BEARDSLEE BLVD



EXIT 26

SR 527

BOTHELL - EVERETT HWY



242ND ST SE

236TH ST SE

230TH ST SE

216TH ST SE

S	3480*	1700	S	3480*	1440
	3570	960		3460	880
	56060	17470		52530	14430

S	3500*	1420
	34120	900
	53010	13670

S	2650*	1260
	2510	770
	37910	11620

S	2800*	1310
	2570	670
	38000	11430

S	3250*	1290
	3480	750
	53060	11580

METERED

620*	20
550	20
8110	180



METERED

490*
490
7140
260*
203*
3980

230
220*
3980

N/A
N/A
N/A

METERED

320*
340
6360
140*
160*
2340



METERED

N/A	20*
N/A	90
N/A	640

S	3770*	410*
	4660	1620
	64490	12180

S	3660*	380*
	4680	1370
	63250	10870

S	3650*	380*
	4650	1370
	63100	10880

S	2480*	380*
	3000	1360
	42360	10810

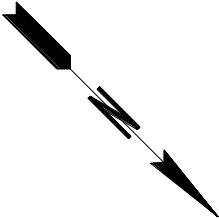
S	2480*	390*
	3010	1370
	42440	10950

S	3210*	390*
	3400*	1360
	51810	10880



Washington State  
Department of Transportation





208TH ST SE

200TH ST SE

DAMSON RD

FILBERT RD  
SR 524

I-5  
(Lynnwood)

S

3280*	1330
3490	720
52700	11530

S

3310*	1330
3500	720
52760	11500

S

3470*	1350
3670	730
55330	11670

S

3640*	1180
3670	740
56070	11090

970*	790
870	610
12230	7730



2020*
2170*
32110
NA
NA
NA

METERED

990*	180
1420	50
16380	1130

METERED

760*	330
1220	20
13680	1370

NA
NA
NA

2080*
1770
28010



S

3190*	390*
3380*	1230
51500	10210

S

3200*	380*
3390*	1220
51430	10010

S

NA	NA
NA	NA
NA	NA

S

3370*	350*
3860*	1910
59650	10870

1970*
3590
38260



Washington State  
Department of Transportation







I-5

WEYERHAEUSER WAY S  
32ND AVE S



S

730\*  
1060  
12900

1320\*  
800\*  
15260

720\*  
630  
10510

390  
350\*  
5360

790\*  
1290  
15210

S

740\*  
1060  
13020

310  
260  
3970

2400  
2380\*  
34190

S

3050  
3170  
47300

440  
840  
6700

S

1600  
2070  
27310



430  
370  
5520

610\*  
1100  
11550

NA  
NA  
NA

1560  
1430  
24100

2110\*  
2190\*  
27620



270  
540  
5260

S

2880  
2990\*  
46190

S

2870  
2990\*  
46170

510  
460  
4540

80  
70  
790



Washington State  
Department of Transportation



1  
OF  
7



WEST VALLEY SR 167  
HWY

S

3550
39120
55090

S

3480
3850
54200

S

2560
2590
37030

NA
NA
NA

260
320
3770

950
1320
17330



610
610*
9350

880*
510
9820

570*
670
10570

620*
690*
9110

940
780
13280

320
330
4920

390*
440
6780



1260*
1340
19810

590
660
9580

S

3470
3420*
54410

S

3360
3280*
51570

S

2760
2740
42950



Washington State  
Department of Transportation



2  
OF  
7



"C" ST

"A" ST

AUBURN WY  
SR 164

"V" ST

S  
2850  
2530  
41380

300  
360  
4400

900  
750  
12100

NA  
NA  
NA

S  
2040  
1870  
27540

164

890  
820  
15070

370  
560  
6480

S  
2370  
2530  
34000

160\*  
410  
3240

710  
590\*  
9290

910\*  
1100  
16580

500  
440  
6340

S  
2570  
3050  
42900

164

S  
NA  
NA  
NA

S  
2140  
2530  
33000



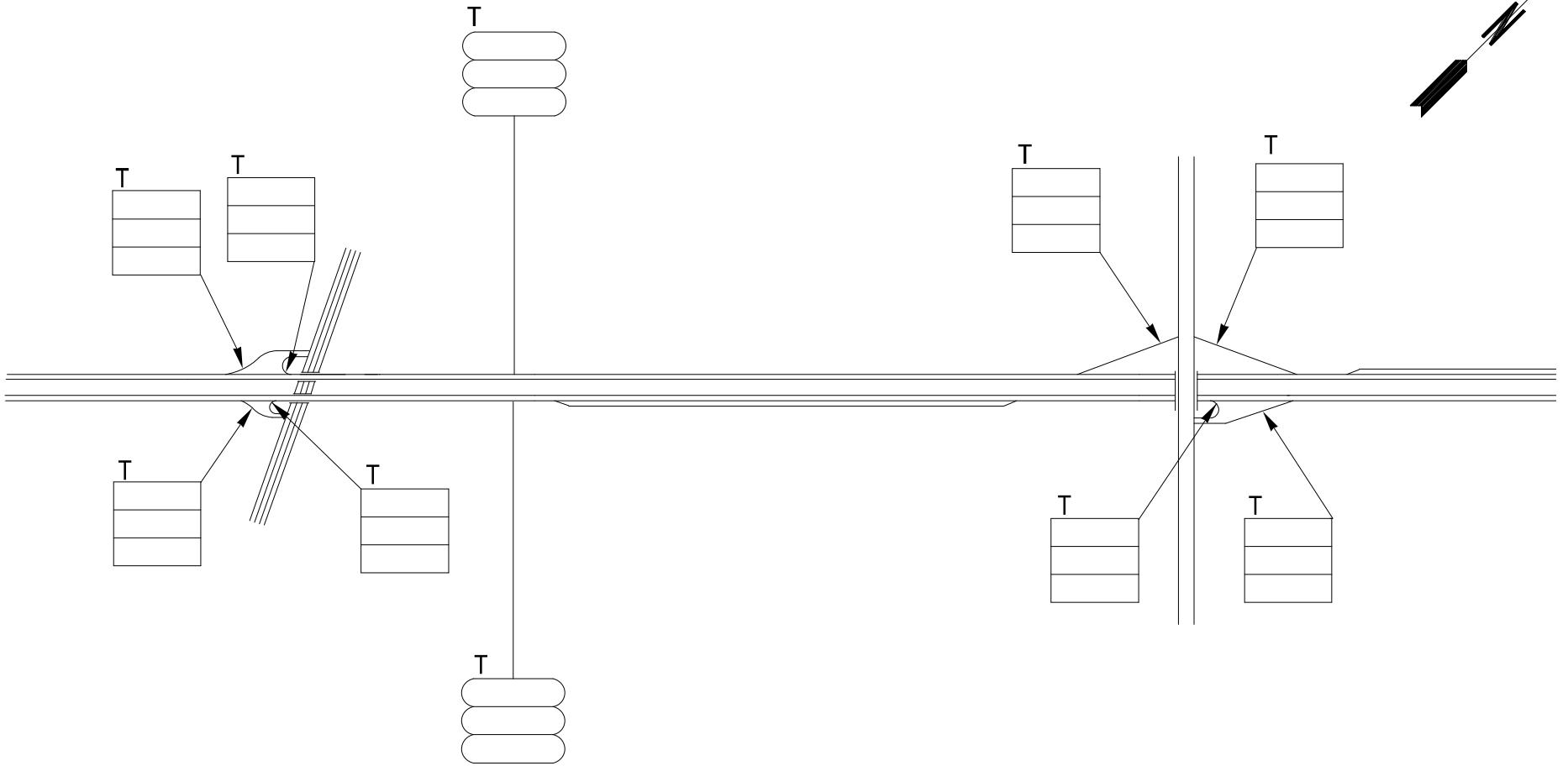
Washington State  
Department of Transportation



3  
OF  
7

AUBURN-  
BLACK DIAMOND RD

SE 304TH ST



Washington State  
Department of Transportation




4  
OF  
7

SE 272ND ST  
SR 516

180 AVE SE

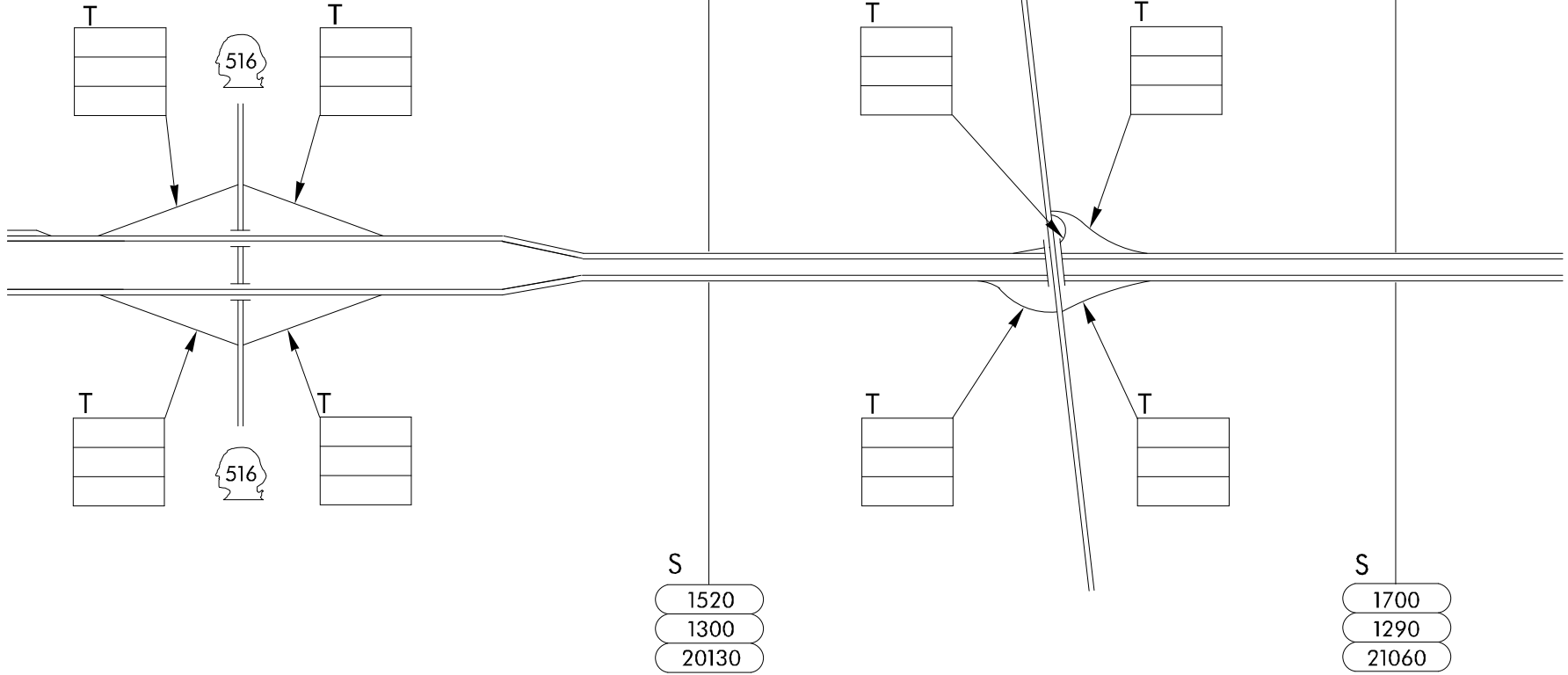
SE 256TH ST

SE 252ND ST



S  
1100  
1900  
20480

S  
1120\*  
2060  
21480



S  
1520  
1300  
20130

S  
1700  
1290  
21060

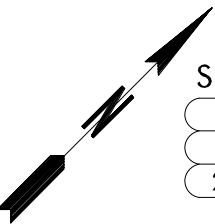
SE 240TH ST

SE 231ST ST  
MAPLE VALLEY

SE 221ST ST

MAPLE VALLEY RD  
SR 169

236TH AVE SE



S

1140\*

2080

21700

S

730\*

1510

14950

S

900\*

1880

18650

S

900\*

1860

18490

S

900\*

1870

18540

T

[ ]

[ ]

[ ]

180

380

3730

T

[ ]

[ ]

[ ]

360\*

210

3460

S

1710

1310

21320

S

1340\*

830

14550

S

1690\*

1030

18000

S

1690\*

1040

18000

S

1700\*

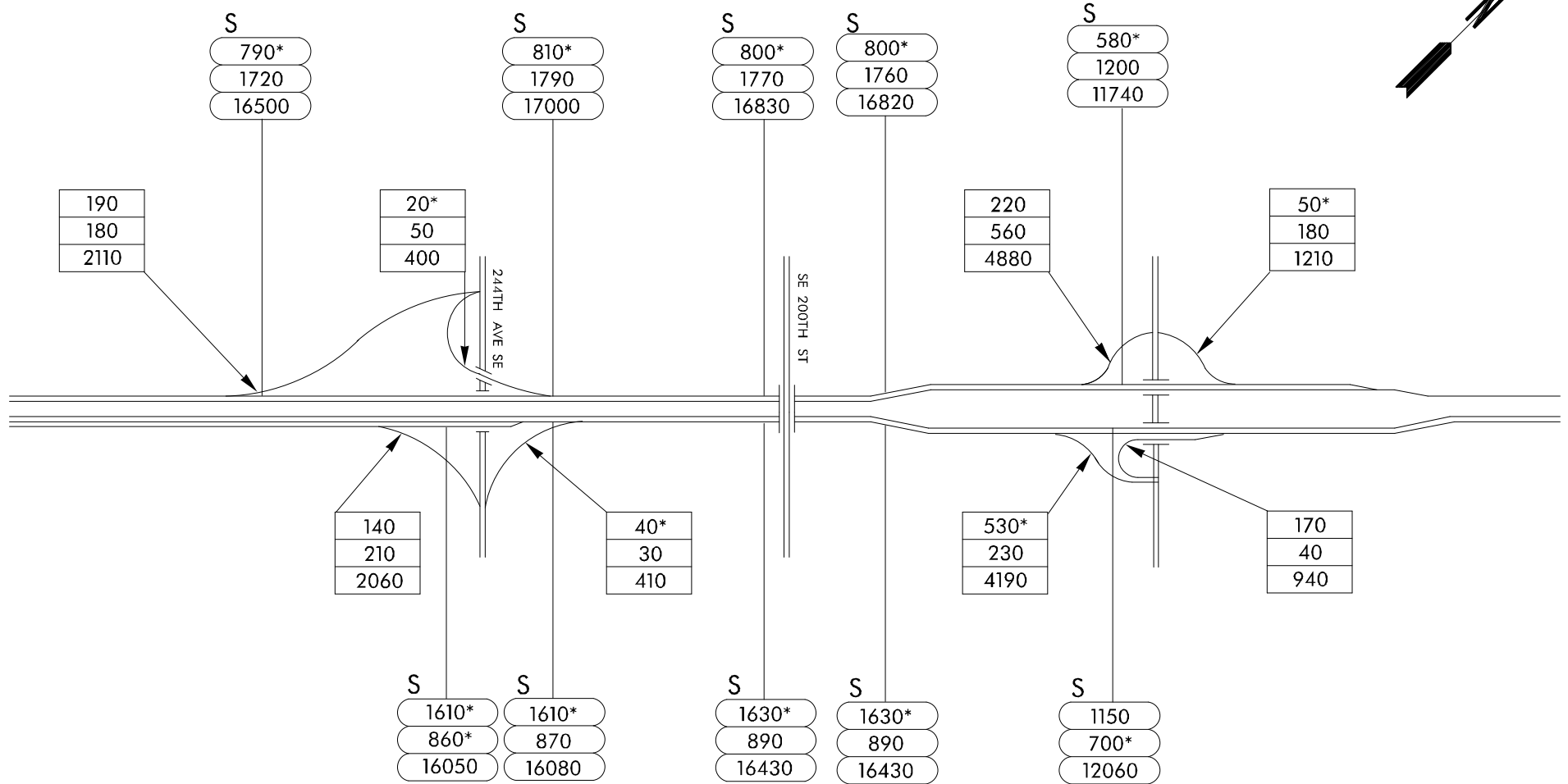

1040

18100

244TH AVE SE

SE 200TH ST

ISSAQUAH-HOBART RD



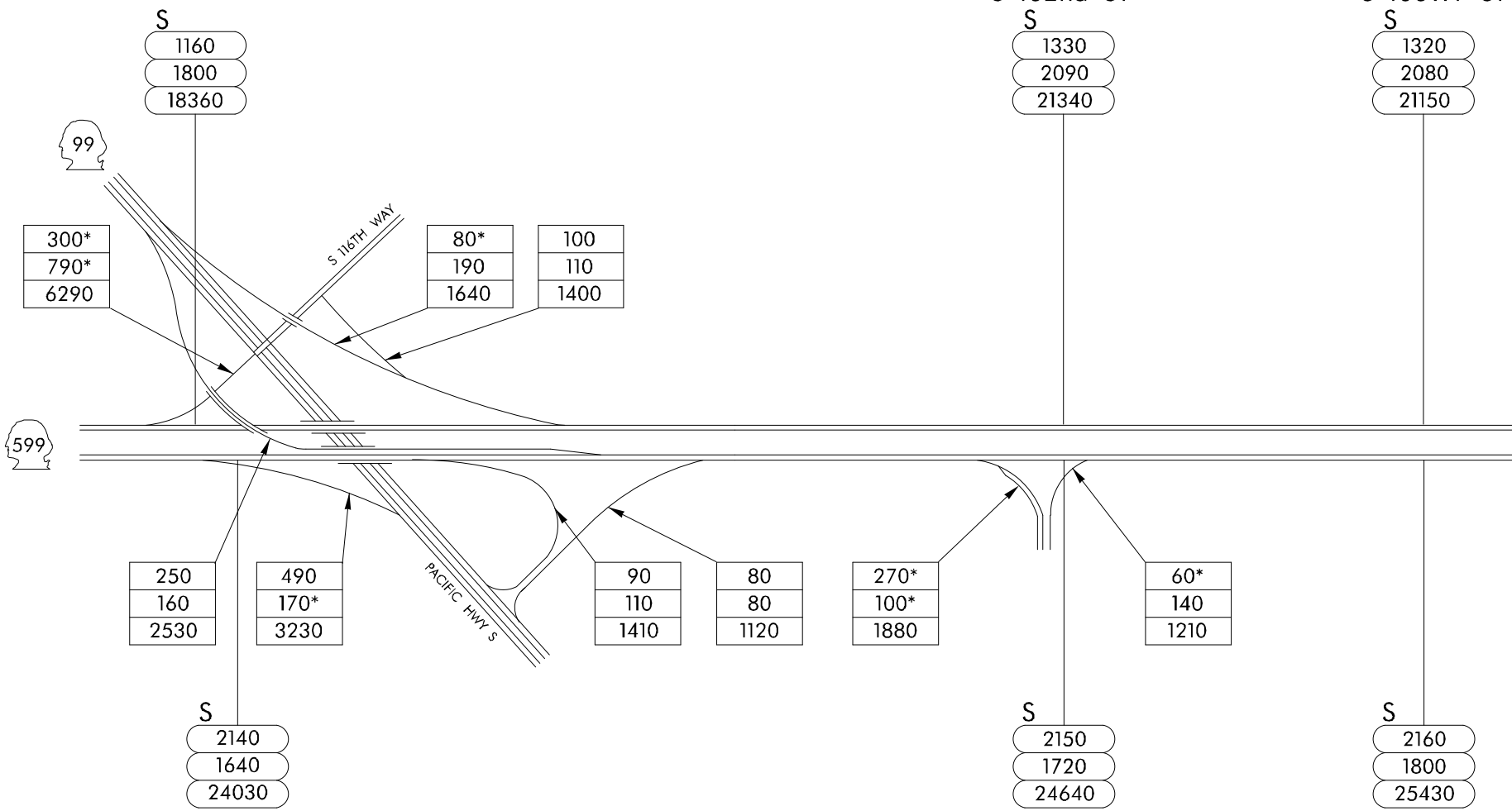
Washington State  
Department of Transportation



18

7  
OF  
7

SR 599  
TUKWILLA INTERNATIONAL BLVD



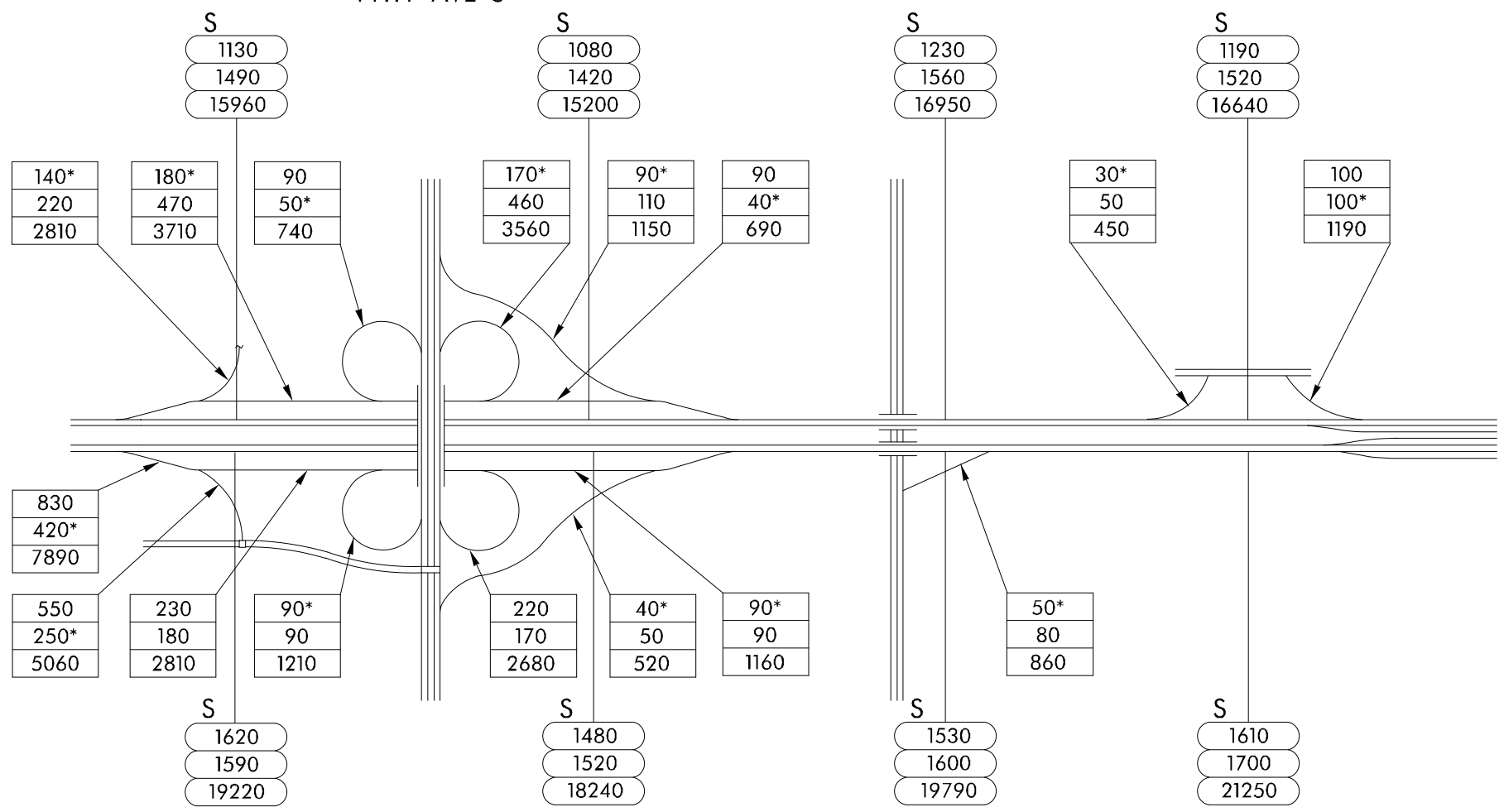




DES MOINES MEMORIAL DR  
14TH AVE S

S CLOVERDALE ST

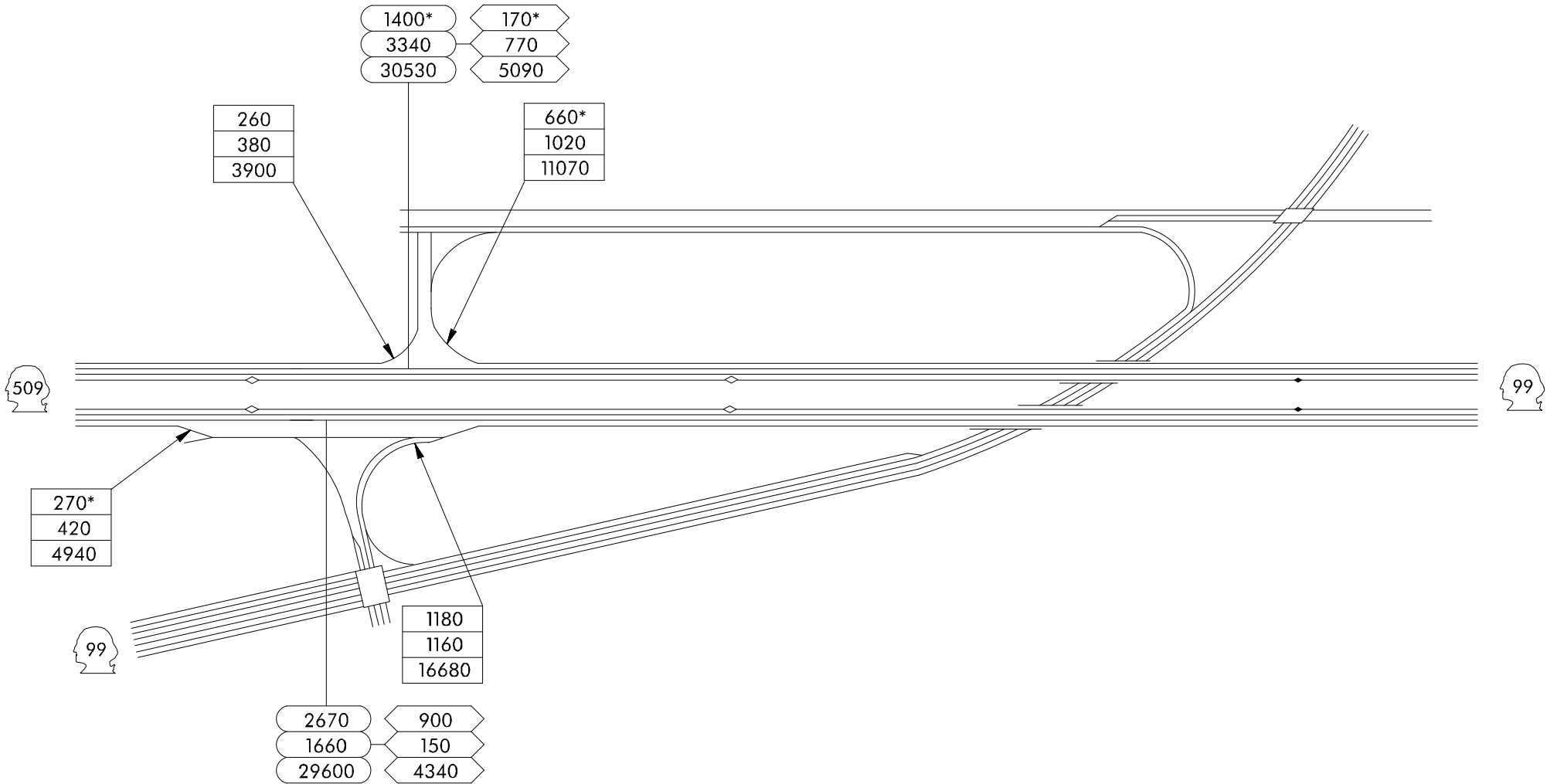
S KENYON ST



SR 509  
S HOLDEN ST



1ST AVE BRIDGE S



Washington State  
Department of Transportation





ROYAL BROUGHAM

ER 2

ER 6

S

1380

2240

24230

S

2500

2780

34140

S

2560

2840

34850

440\*

1080

10510

SR 99 Tunnel

90

40

500

390

530

9150

S

2850

2390

27520

S

3040

2990

35330

S

3080

3010

36020



ER 10

- S
- 2450
  - 2720
  - 33400

ER 14

- S
- 2360
  - 2620
  - 32150

MERCER ST

- S
- 1900
  - 2100
  - 27190
- 420
  - 660\*
  - 7070

COMSTOCK ST

- S
- 2400
  - 2100
  - 31780

SR 99 Tunnel

- 1240
- 830
- 12220

- 980
- 520
- 9680

- 500\*
- 1120
- 10480

- S
- 2950
  - 2920
  - 35990


- S
- 2940
  - 2920
  - 33260

- S
- 1920
  - 2370
  - 26540

- S
- 2040
  - 3750
  - 36340



Washington State  
Department of Transportation



5  
OF  
5



Ellingson Rd

S  
3080\*  
3440\*  
51230

S  
3150\*  
3500\*  
51920

S  
540\* 2360\*  
1040\* 2410\*  
11090 35910

S  
530\* 2610\*  
1070\* 2730\*  
11220 41770

S  
580\* 2340\*  
1060\* 2390\*  
11410 360000

30\*  
140  
700  
230  
320\*  
3570  
METERED

250  
660  
6130

210\*  
290\*  
3390

METERED  
210\*  
270\*  
3540  
170\*  
90\*  
1470

S  
3560\*  
3180\*  
54150

S  
3540\*  
3170\*  
54050

S  
3330\*  
2900\*  
50580

S  
3330\*  
2910\*  
50650

S  
3610\*  
3180\*  
55670

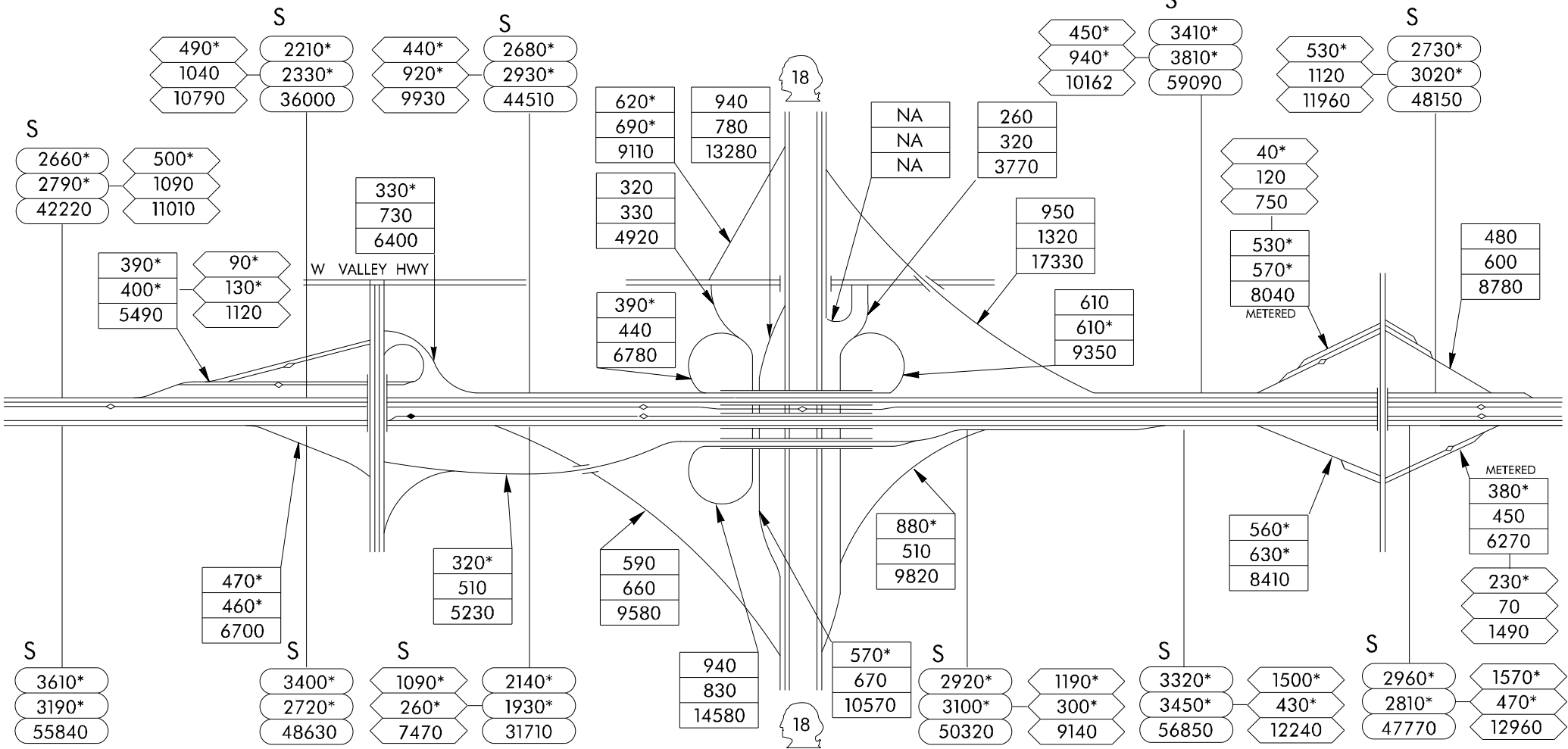


7TH Ave N

15TH ST SW

SR 18

15TH ST NW



Washington State Department of Transportation



2 OF 6



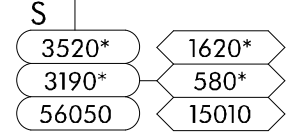
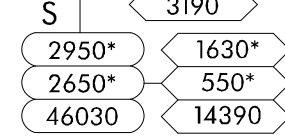
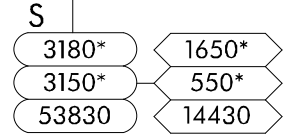
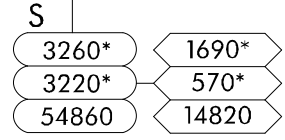
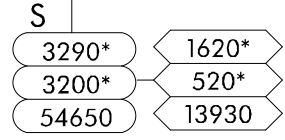
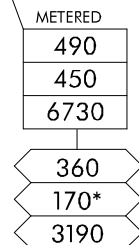

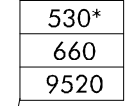
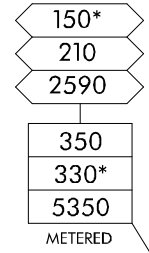
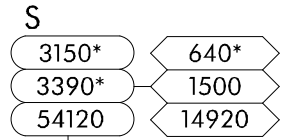
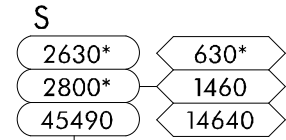
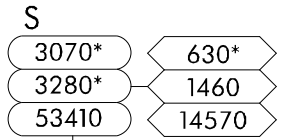
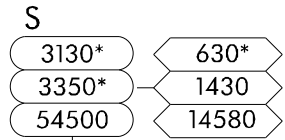
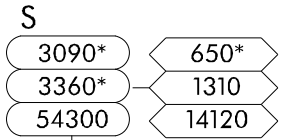
Emerald Downs

34TH ST NW

37TH ST NW

S 277TH ST

S 269TH ST



Washington State Department of Transportation





GREEN RIVER

SR 516 WILLIS ST

JAMES ST

4TH AVE

84TH AVE S CENTRAL AVE

S

3170*	620*
3390*	1580
54430	15120

S

2460*	600*
2700*	1480
42270	14390

S

2890*	630*
3180*	1500
49450	14920

S

2880*	600*
3170*	1500
49260	14520

S

2400*	590*
2650*	1460
41030	14240

160*
290
2600

650*
670*
11090

METERED

390
450
6560

METERED

480*
600
8170

600*
720*
10880

950
830
14340

METERED

230	200
330	100*
4100	1690

480
350*
6230

METERED

520*	420
590	210*
9230	3090

S

3500*	1620*
3170*	580*
55800	14690

S

2800*	1550*
2370*	550*
41870	14000

S

3190*	1560*
2770*	560*
48860	14170

S

3190*	1510*
2760*	560*
48890	13960

S

2720*	1450*
2390	540*
41960	13350



Washington State  
Department of Transportation



4  
OF  
6





S 222ND ST

S 212TH ST

S 204TH ST

S 194TH ST

S

3110*	560*
3410*	1430
53700	13820

S

2530*	570*
2770*	1410
43730	13900

S

3110*	590*
3340*	1480
54150	14550

S

3170*	660*
3410*	1570
54900	15680

S

3120*	630*
3380*	1520
54100	14880

170*
290
2420
510
370*
6850
METERED

740
660
11170

NA
NA
NA

METERED

450*
540
7580

S

3500*	1490*
3120	590*
54830	14140

2820*	1460*
2500*	580
43740	13780

S

3110*	1490*
2950	630
50450	14480

S

3170*	1490*
3010	630
51620	14340

S

3100*	1460*
2950	620
50870	13950



Washington State  
Department of Transportation



167

5  
OF  
6



I-405

S 180TH ST

SW 41ST ST

S 34TH ST

S 23RD ST

S

NA	NA
NA	NA
NA	NA

S

3370	480*
3640*	1310
57900	12190

S

3430*	440*
3780*	1160
59530	11040

NA
NA
NA

NA
NA
NA

METERED

NA
NA
NA

E VALLEY HWY

1550*
1670
28000

290*
540
4470

1550*
1670
28100



METERED

730*
720*
11480

250
180*
2540

310*
660*
7850

510*
320
5890

710
690
10800

1140*
1180
17070

440*
260
4870

260*
590*
7700

170
140*
2340

NA
NA
NA

METERED

460*
530
6090

240*
220*
2320

S

2530*	1440*
2310	620
38500	13570

S

2780*	1440*
2880	930*
46830	17700

S

4010*
3500
59110


310*
660*
7850

S

2430*
2030
37460



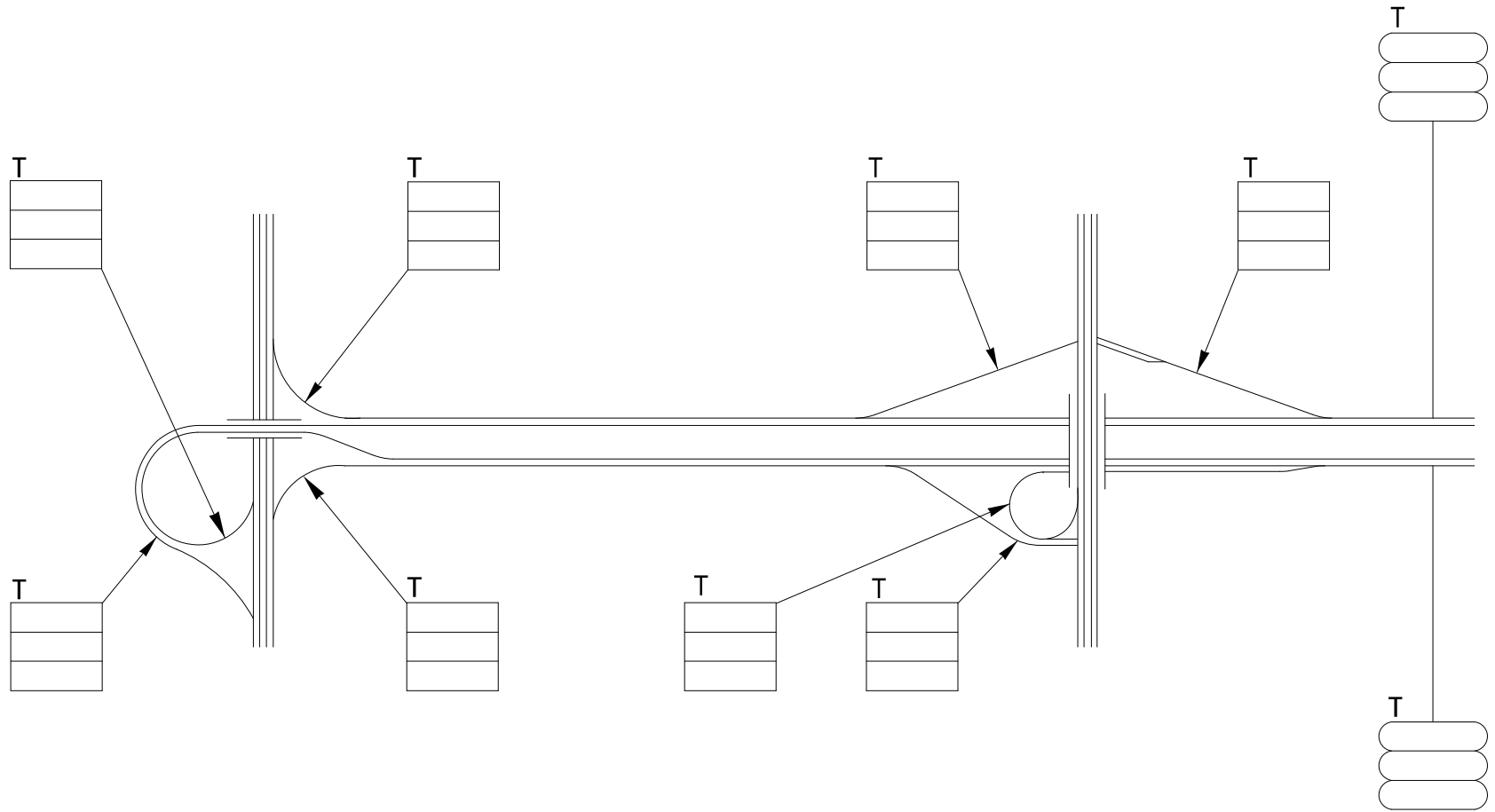
Washington State Department of Transportation



6 OF 6

S 188TH ST

S 160TH ST



Washington State  
Department of Transportation

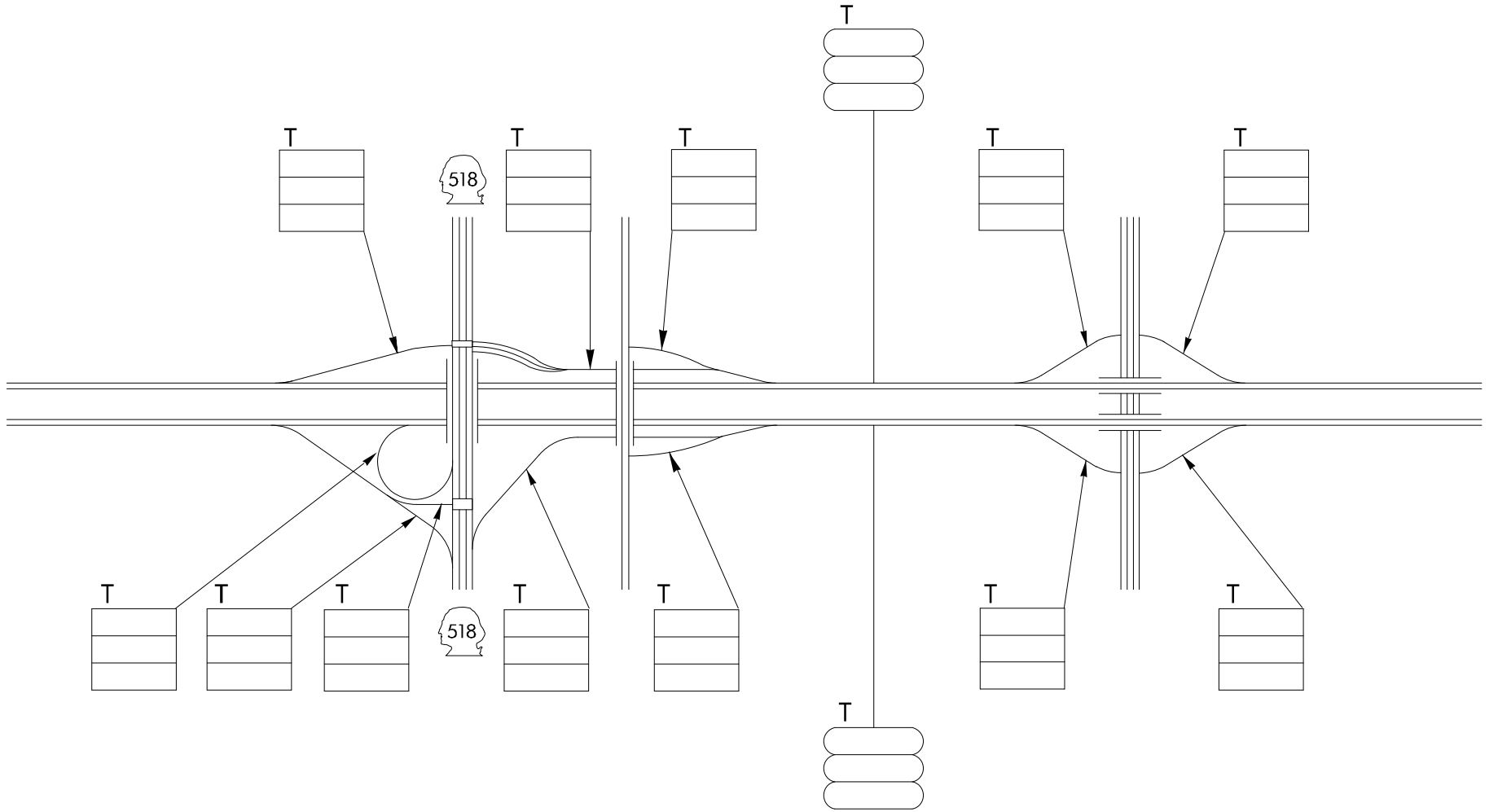


1  
OF  
4

SR 518  
SW 148TH ST

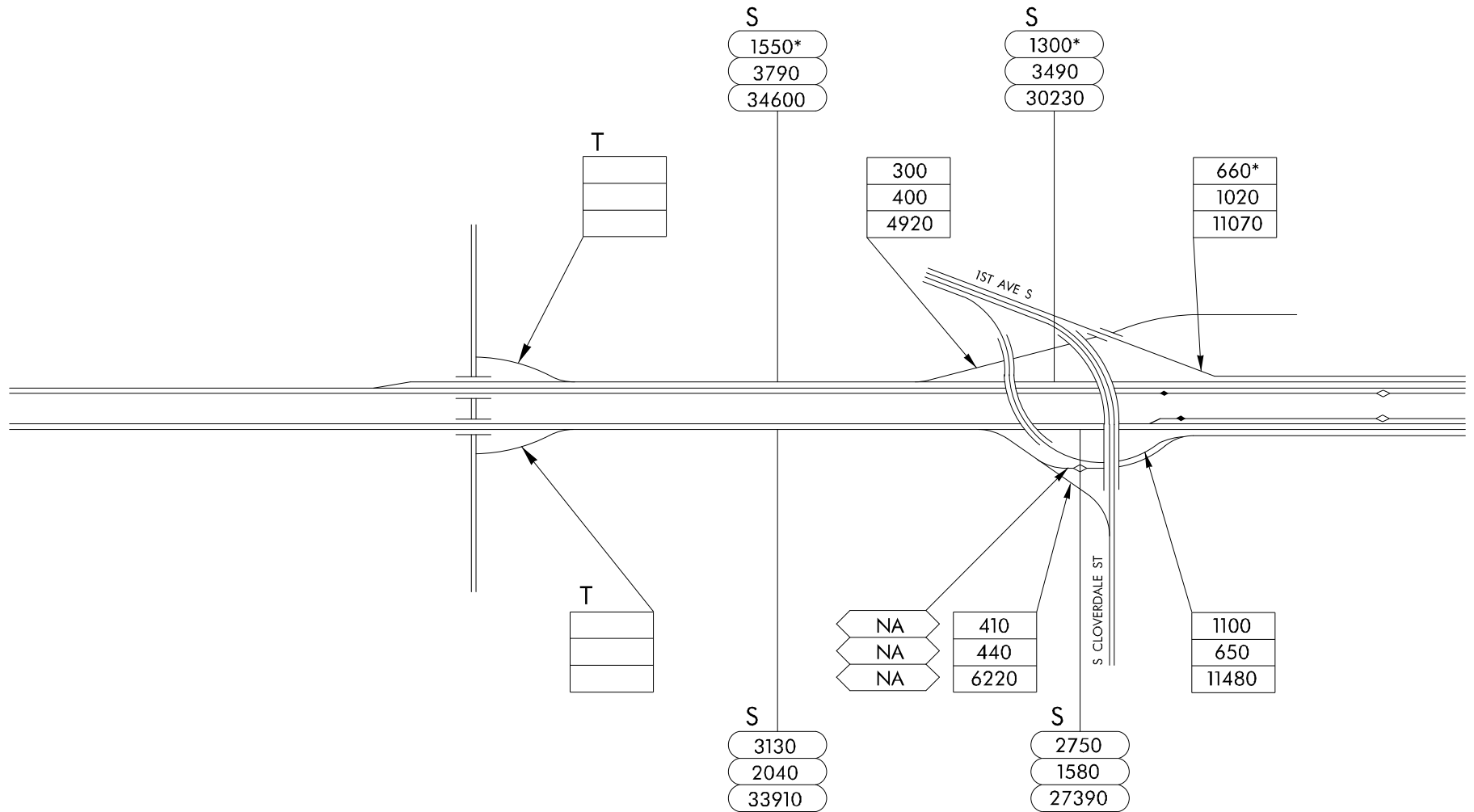
SW 146TH ST

SW 128TH ST



GLENDALE WAY S  
5TH AVE S /S 112TH ST

1ST AVE S  
S CLOVERDALE ST



Washington State  
Department of Transportation

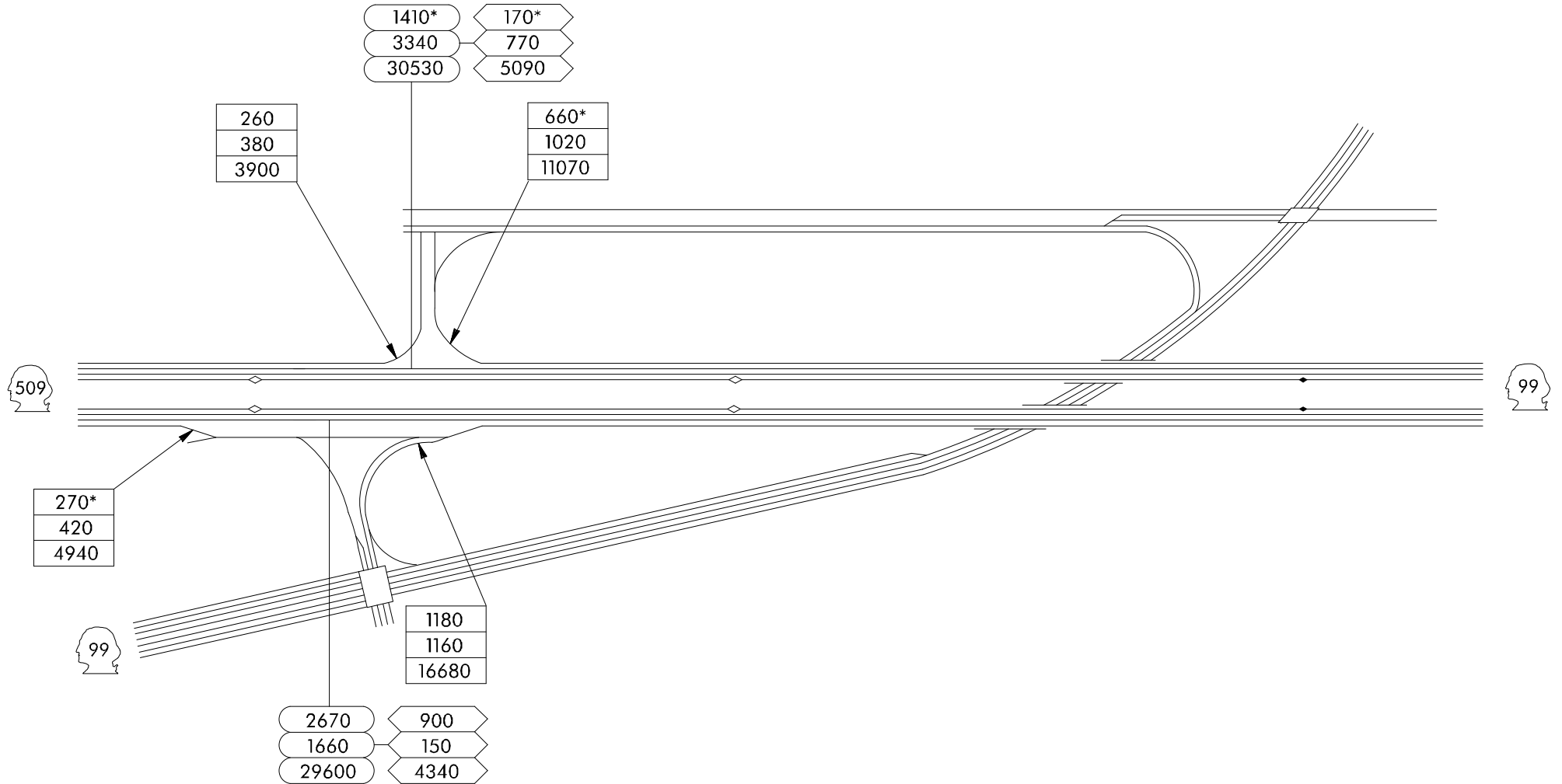


3  
OF  
4

SR 509  
S HOLDEN ST



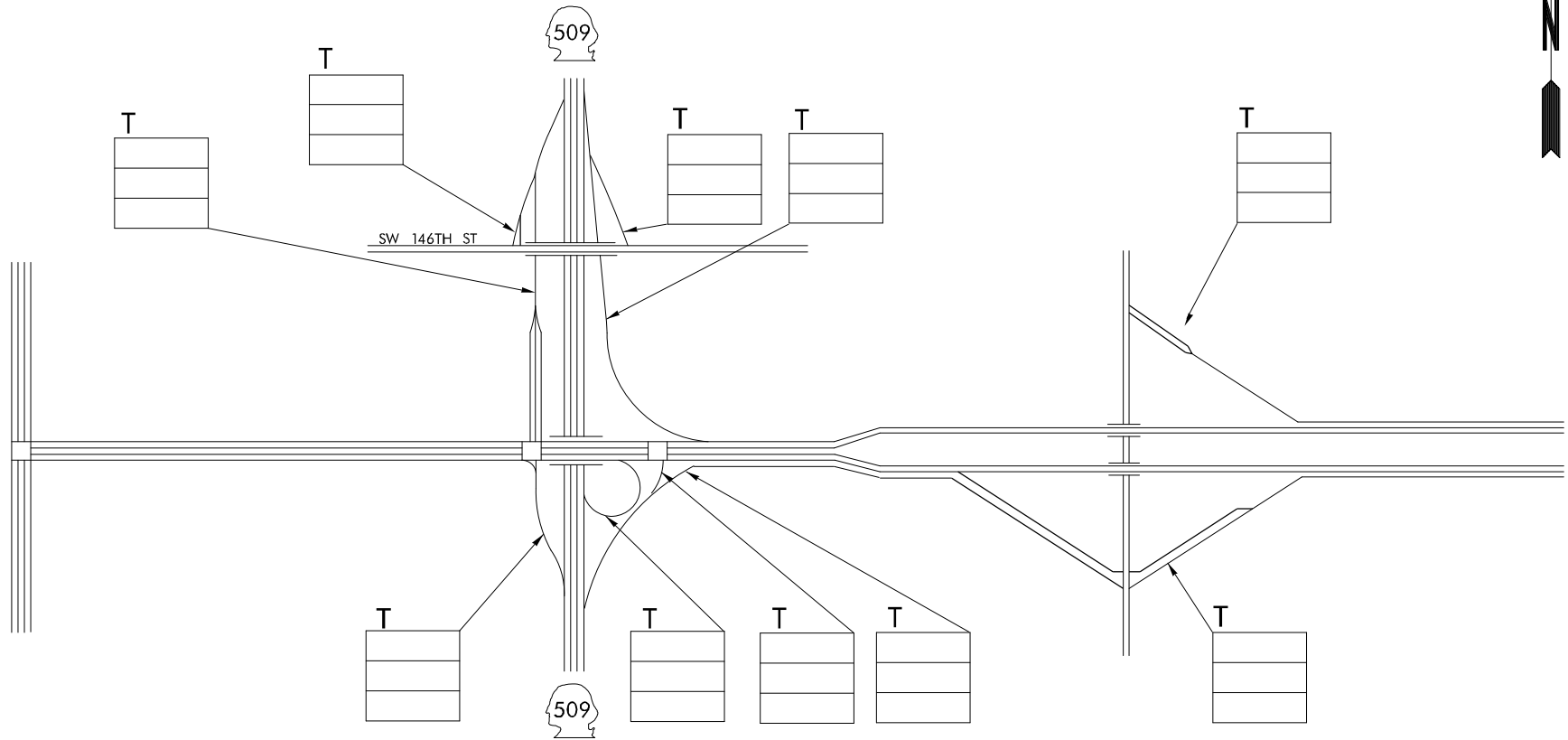
1ST AVE BRIDGE S



1ST AVE S

SR 509

DES MOINES  
MEMORIAL DR S



Washington State  
Department of Transportation

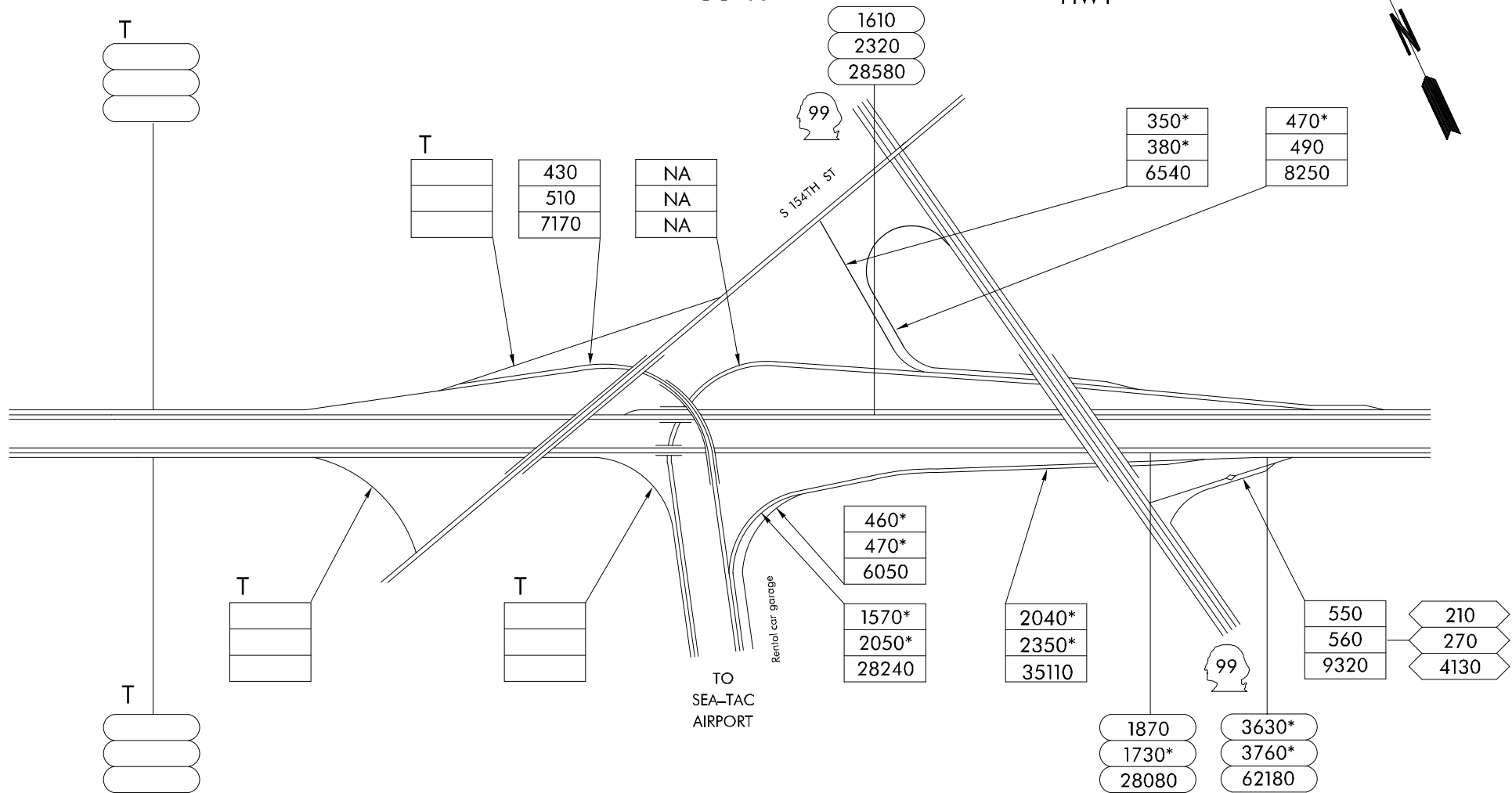



1  
OF  
3

S 154TH ST

PERIMETER RD  
SEA-TAC  
ACCESS

SR 99  
PACIFIC  
HWY





42nd AVE S

51ST AVE S

I-5



4130\*  
4400  
74300

3810  
3650  
65850

520\*  
790  
8590

1090\*  
1150\*  
18760

1060\*  
980\*  
17730

1130\*  
1460\*  
20900



2860  
3140\*  
51880

1020  
1000  
16140

510\*  
560  
7530

4480\*  
4630\*  
76710

3780\*  
3930\*  
64800

1660\*  
1750  
30920



Washington State  
Department of Transportation



3  
OF  
3



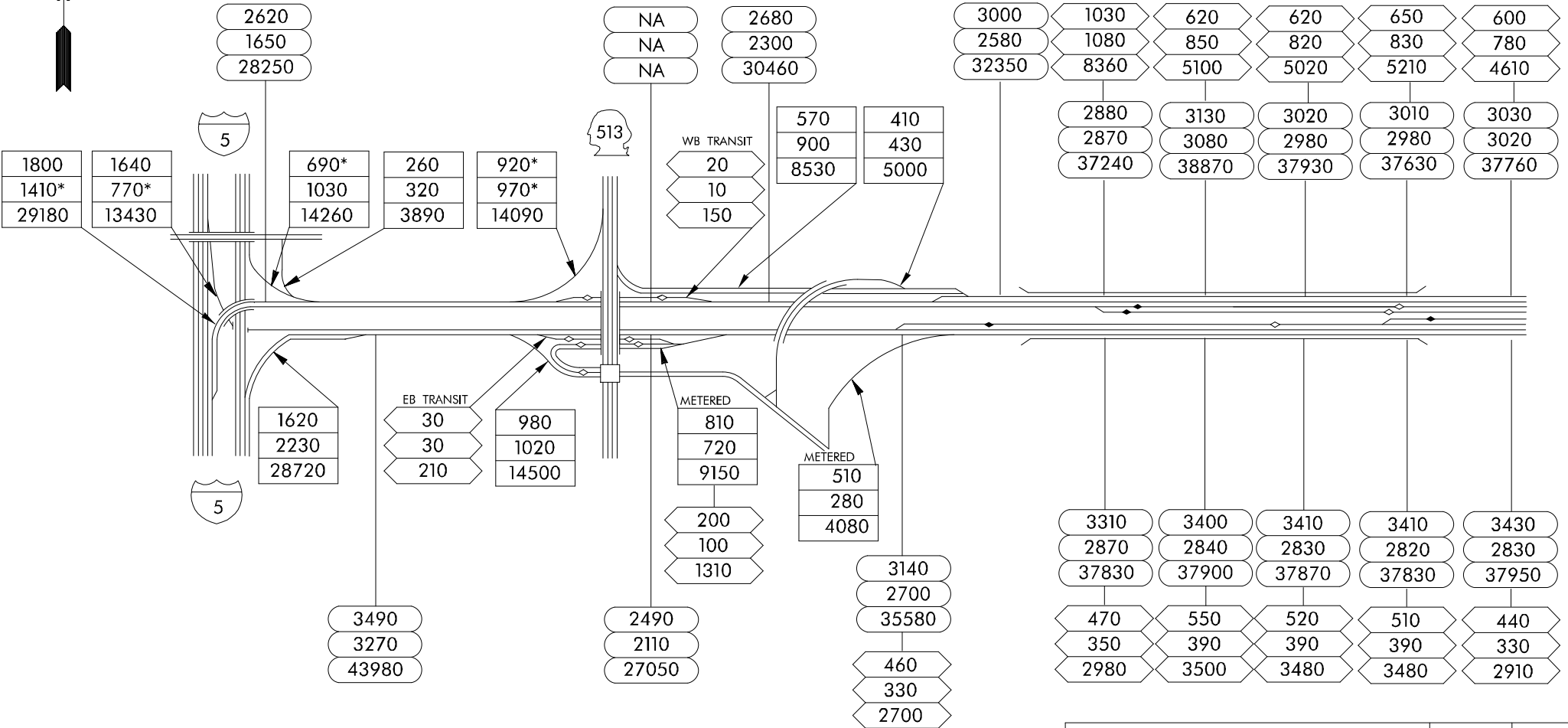
I-5  
E ROANOKE ST

SR 513  
MONTLAKE  
BLVD E

LAKE  
WASHINGTON  
BLVD E

EVERGREEN  
POINT  
FLOATING  
BRIDGE

EVERGREEN  
POINT RD



Washington State  
Department of Transportation



1  
OF  
6

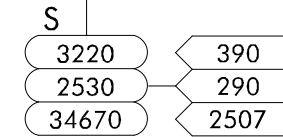
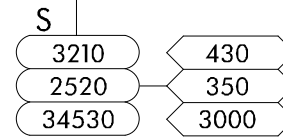
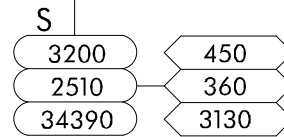
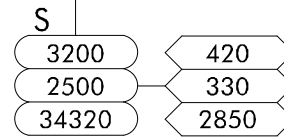
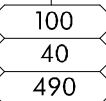
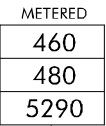
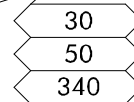
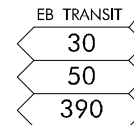
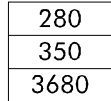
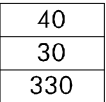
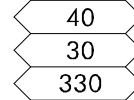
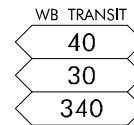
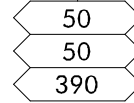
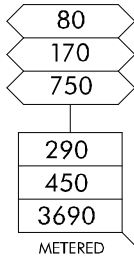
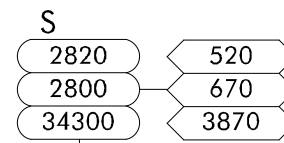
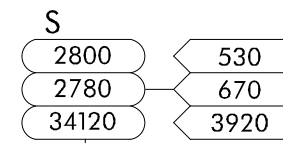
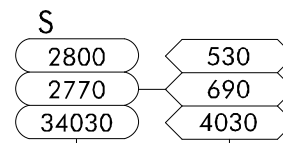
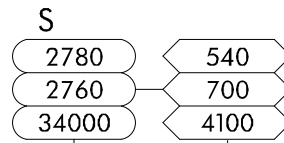
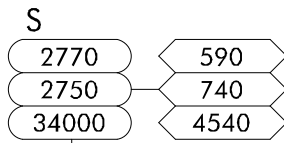
84TH AVE NE

85TH AVE NE

88TH AVE NE

91ST AVE NE

92ND AVE NE



Washington State Department of Transportation

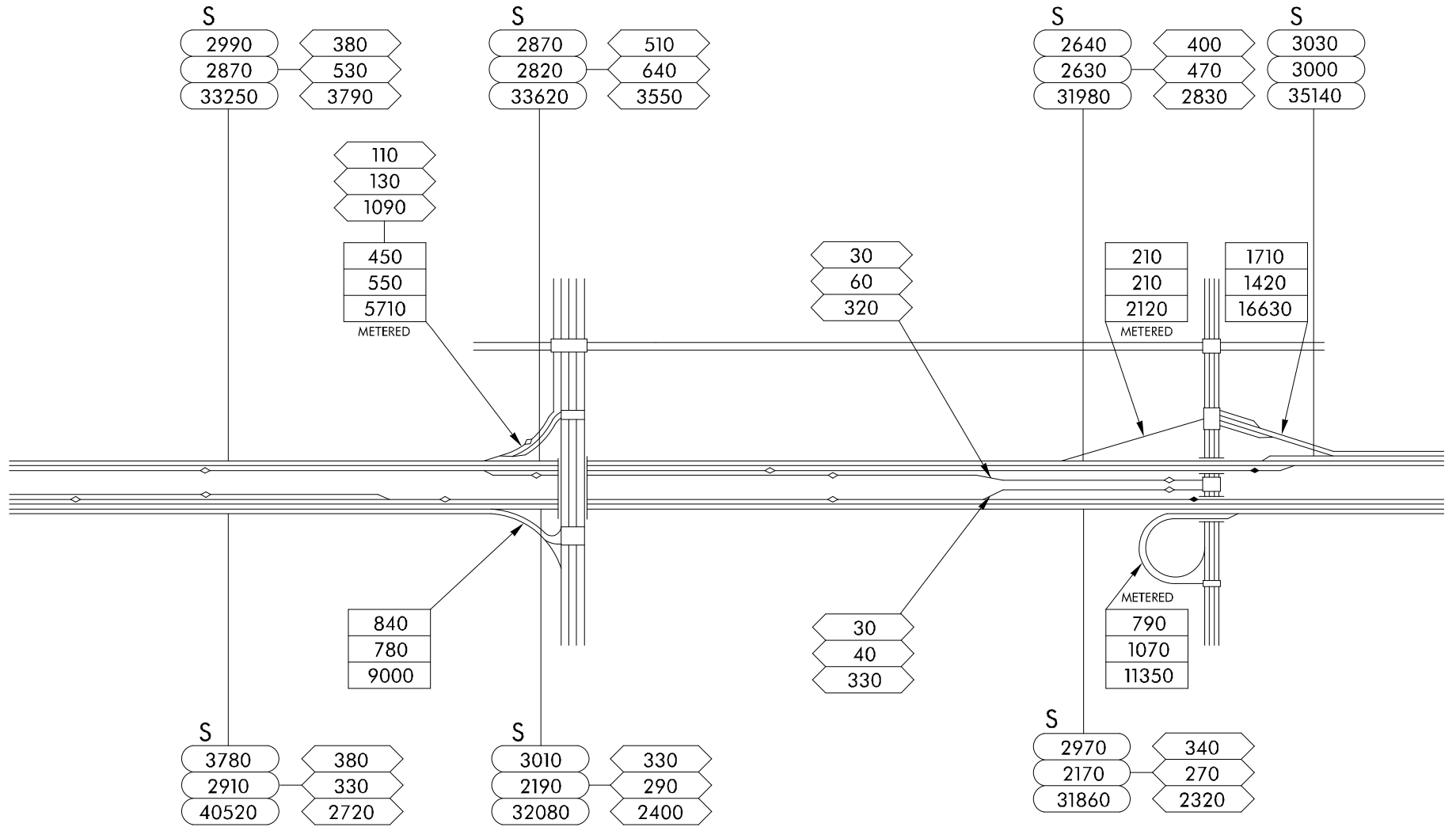


2 OF 6

98TH AVE NE

104TH AVE NE  
BELLEVUE WAY

108TH AVE NE 109TH AVE NE



Washington State  
Department of Transportation



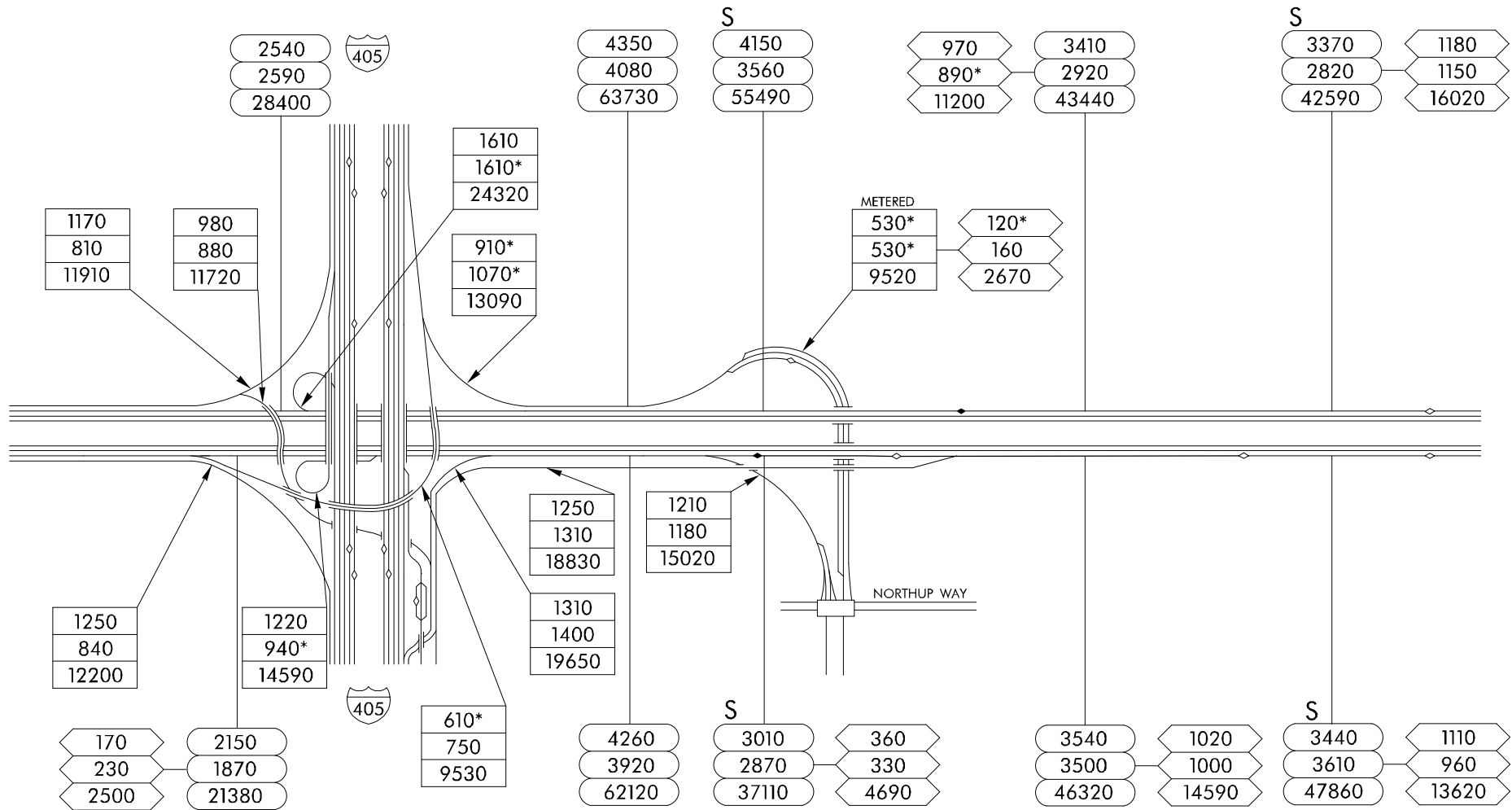
3  
OF  
6

I-405

124TH AVE NE  
NORTHUP WAY

130TH AVE NE

140TH AVE NE



148TH AVE NE

NE 36TH ST

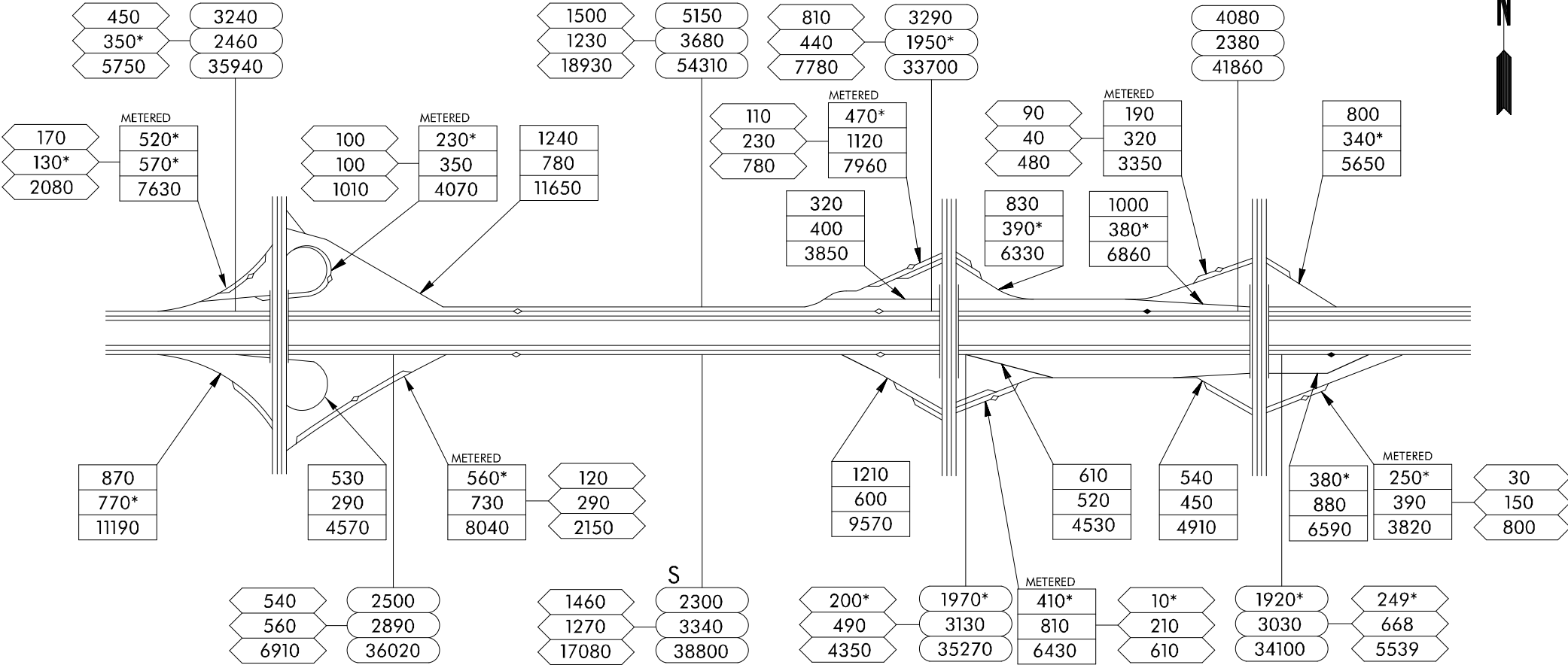
NE 40TH ST

NE 51ST ST



S

S



Washington State Department of Transportation



5 OF 6

NE 60TH ST

W LAKE  
SAMMAMISH  
PKWY NE

MARYMOOR  
PARK

SR 202  
REDMOND  
WAY

NE 76TH ST

S

6040  
3120\*  
56160

4720  
2220\*  
41030

S

4660  
2180\*  
40360

350  
120  
2100

1060  
1020  
14940

METERED

470  
460  
5820

600  
250  
3970

1760  
800  
14430

METERED

120  
50\*  
870

620  
450\*  
6500

METERED

S

2180  
1080\*  
20400

202

S

2210  
1080\*  
20620

820\*  
1020  
12620

450  
420  
5690

1200\*  
1620  
19500

120\*  
120\*  
1350

S

2910\*  
4800  
51370

S

2040\*  
3750  
38290

S

2020\*  
3710  
38020

S

1200\*  
2370  
24020

S

1220\*  
2320  
24250

202



Washington State  
Department of Transportation

520

6  
OF  
6

68th Ave NE

83rd PL NE



1220  
1290  
18230

970  
1250  
16410

1780  
1750  
24580

1990  
1560  
21640



Washington State  
Department of Transportation



522

1  
OF  
5



132ND AVE NE  
SR 202



I-405



S  
820  
970  
11340

160	NA
130	NA
1750	NA

720*	NA
920	NA
11690	NA

T  
T  
T

T  
T  
T

T  
T  
T

350	590	710*
100	610	860
2140	9100	10170

S  
930  
1140  
12540

560	150	1460*
940	110	1790
10070	1580	23260

T  
T  
T

T  
T  
T

202

T  
T  
T



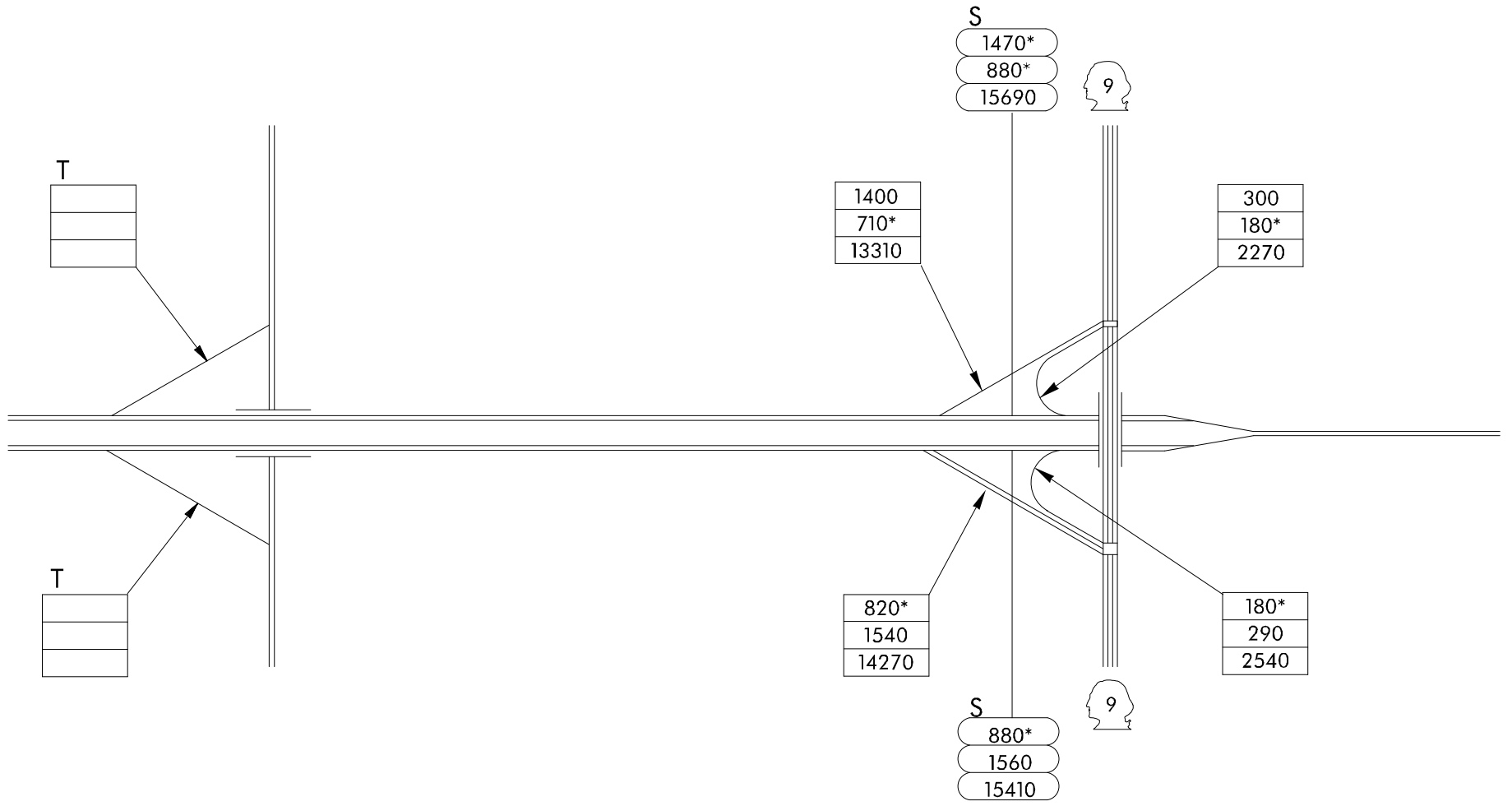
Washington State  
Department of Transportation

522

2  
OF  
5

NE 195TH ST

SR 9  
WOODINVILLE CUT-OFF



Washington State  
Department of Transportation



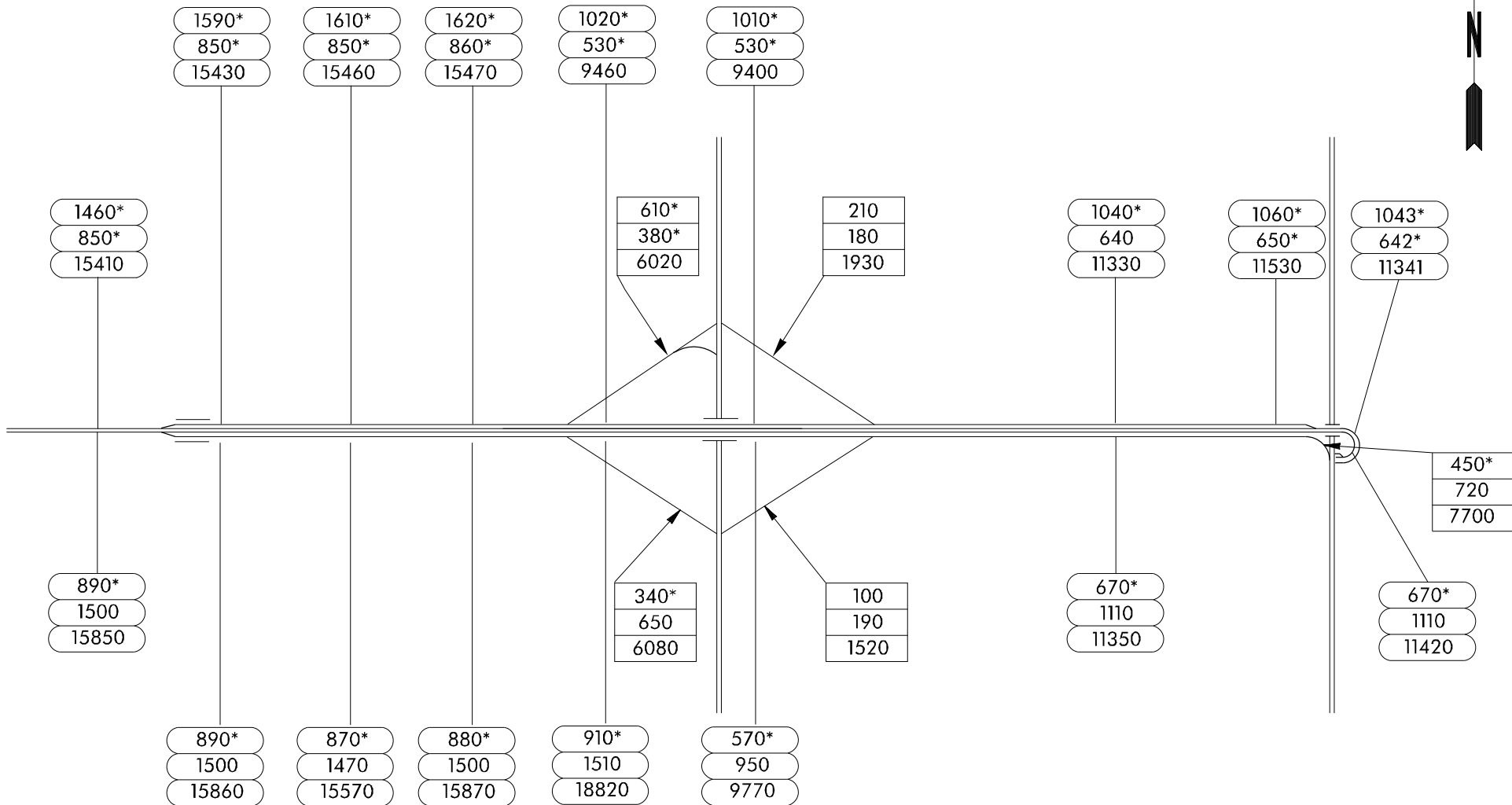
3  
OF  
5



Snohomish River Bridge

W Main St

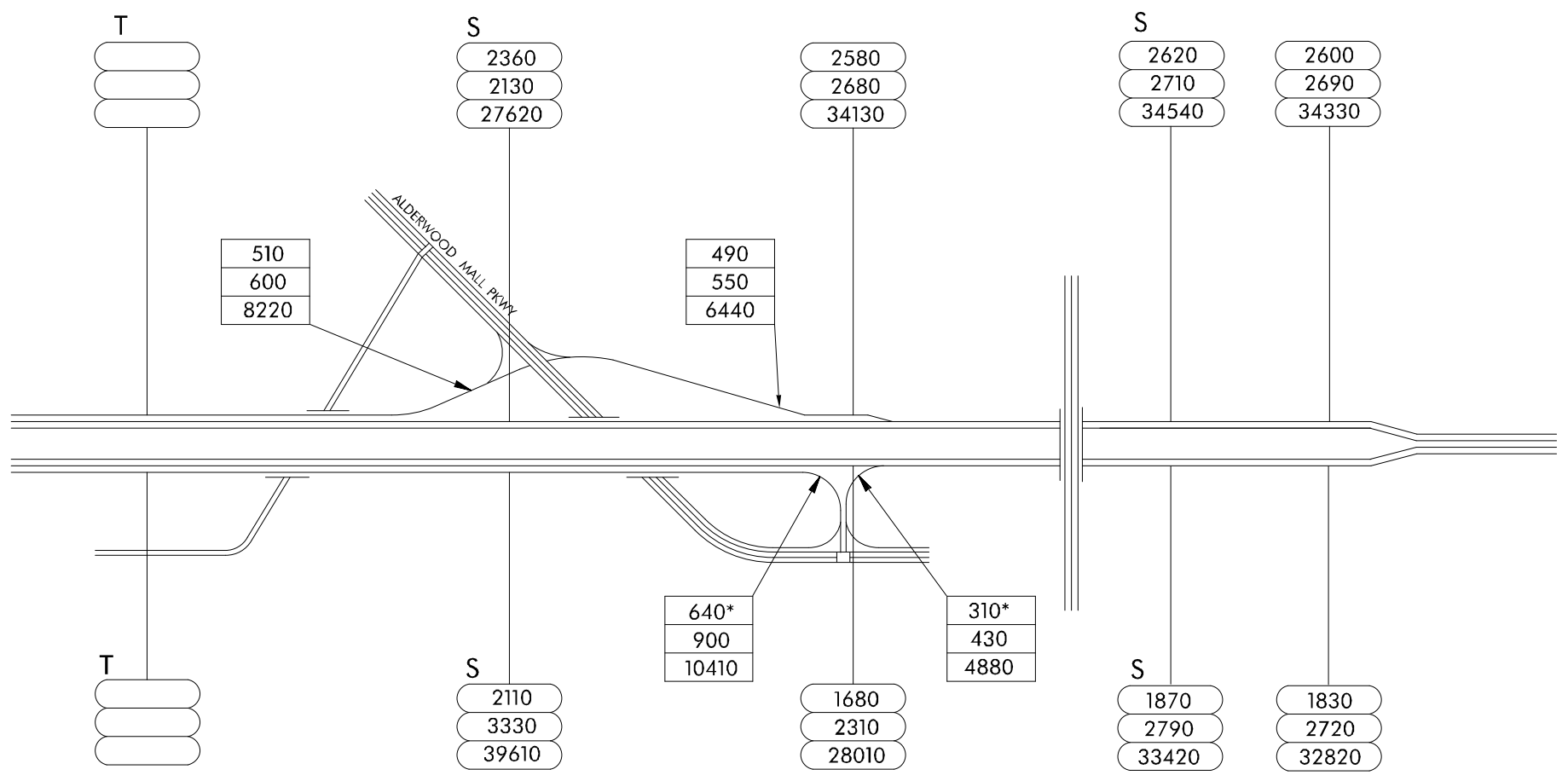
US 2





ALDERWOOD  
MALL PKWY

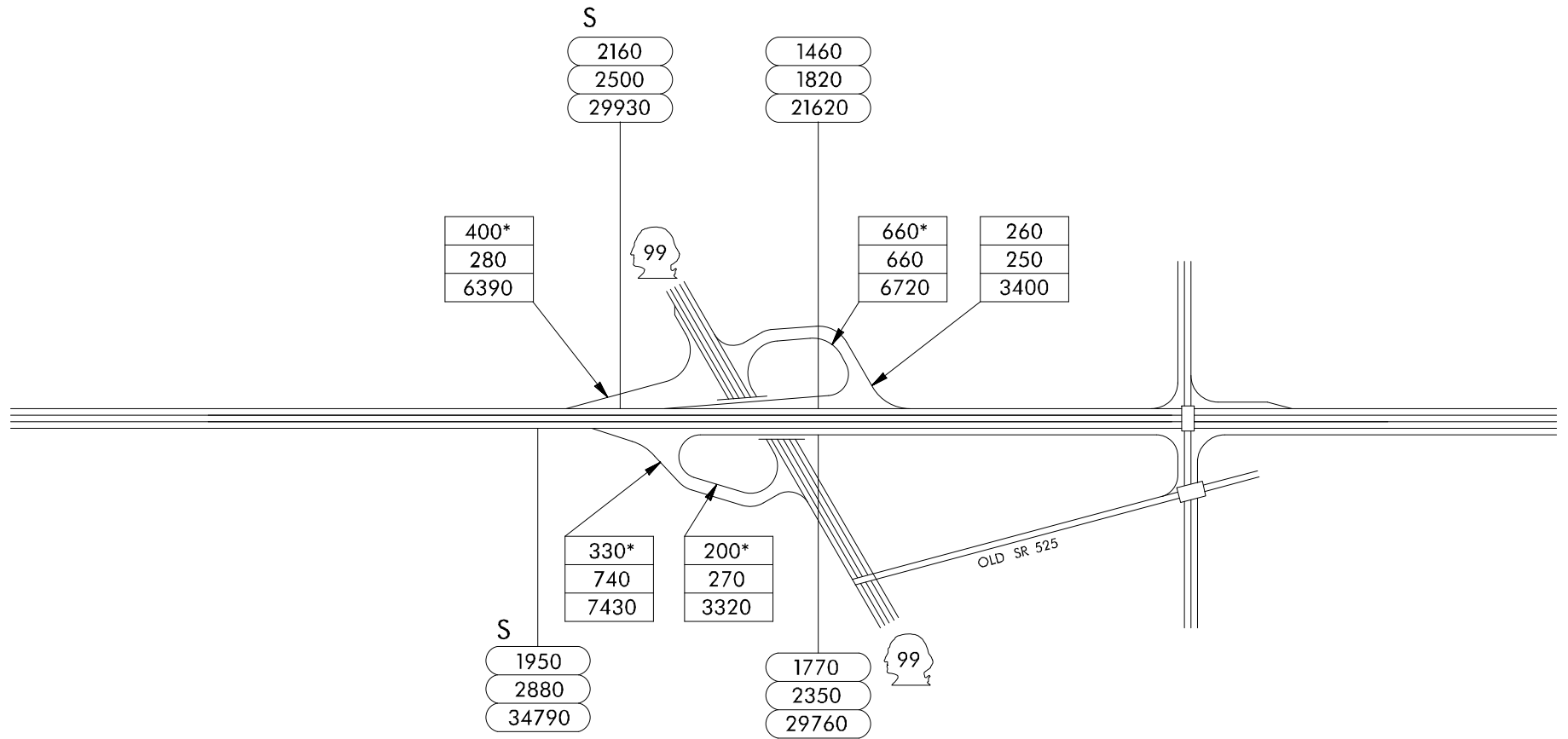
164TH ST SW





SR 99  
PACIFIC HWY

LINCOLN WAY



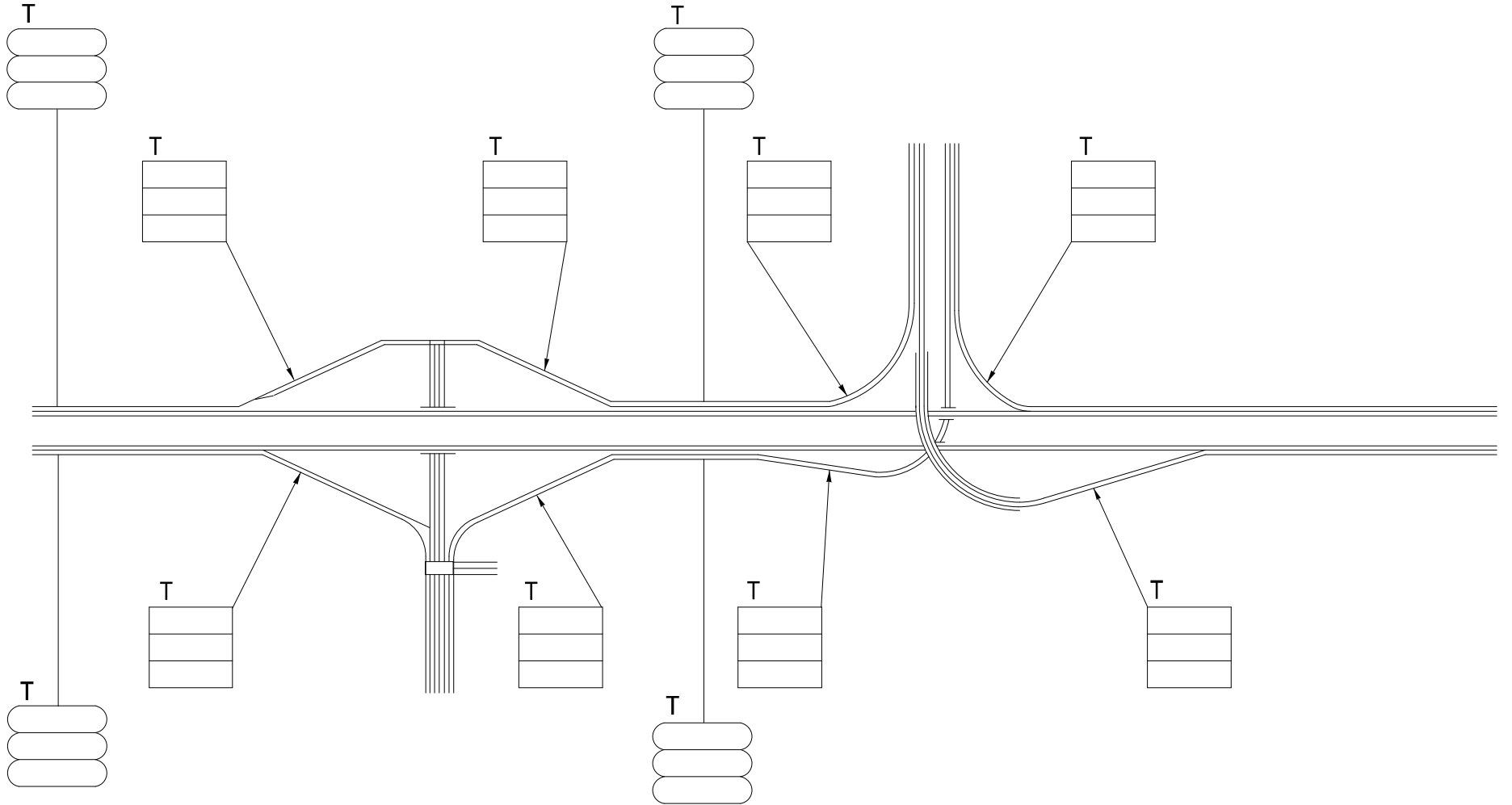
Washington State  
Department of Transportation



2  
OF  
2

AIRPORT RD

SEAWAY BLVD  
20TH AVE W



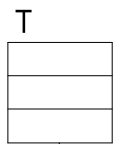
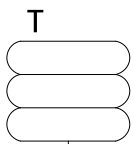
Washington State  
Department of Transportation



1  
OF  
2

EVERGREEN WY

I-5



3690\*  
2320\*  
32290

1050\*  
1260  
16400

1780  
950\*  
16650

1770\*  
1640\*  
20840

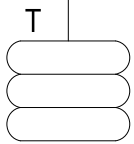
NA  
NA  
NA

NA  
NA  
NA

130\*  
310  
2500

600\*  
1210  
11810

1250\*  
3100  
29140



Washington State  
Department of Transportation

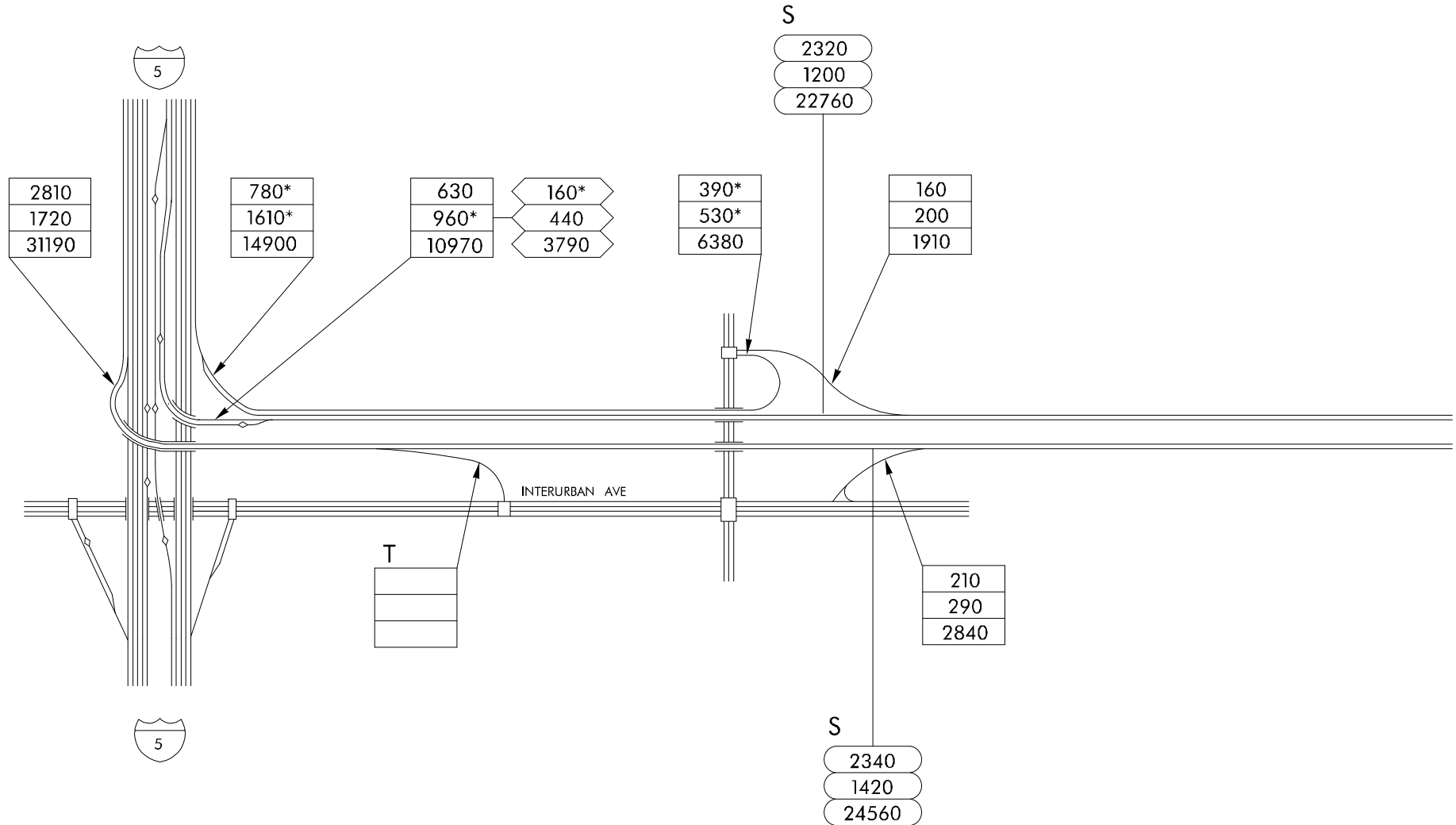
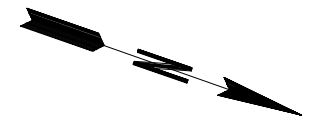


2  
OF  
2



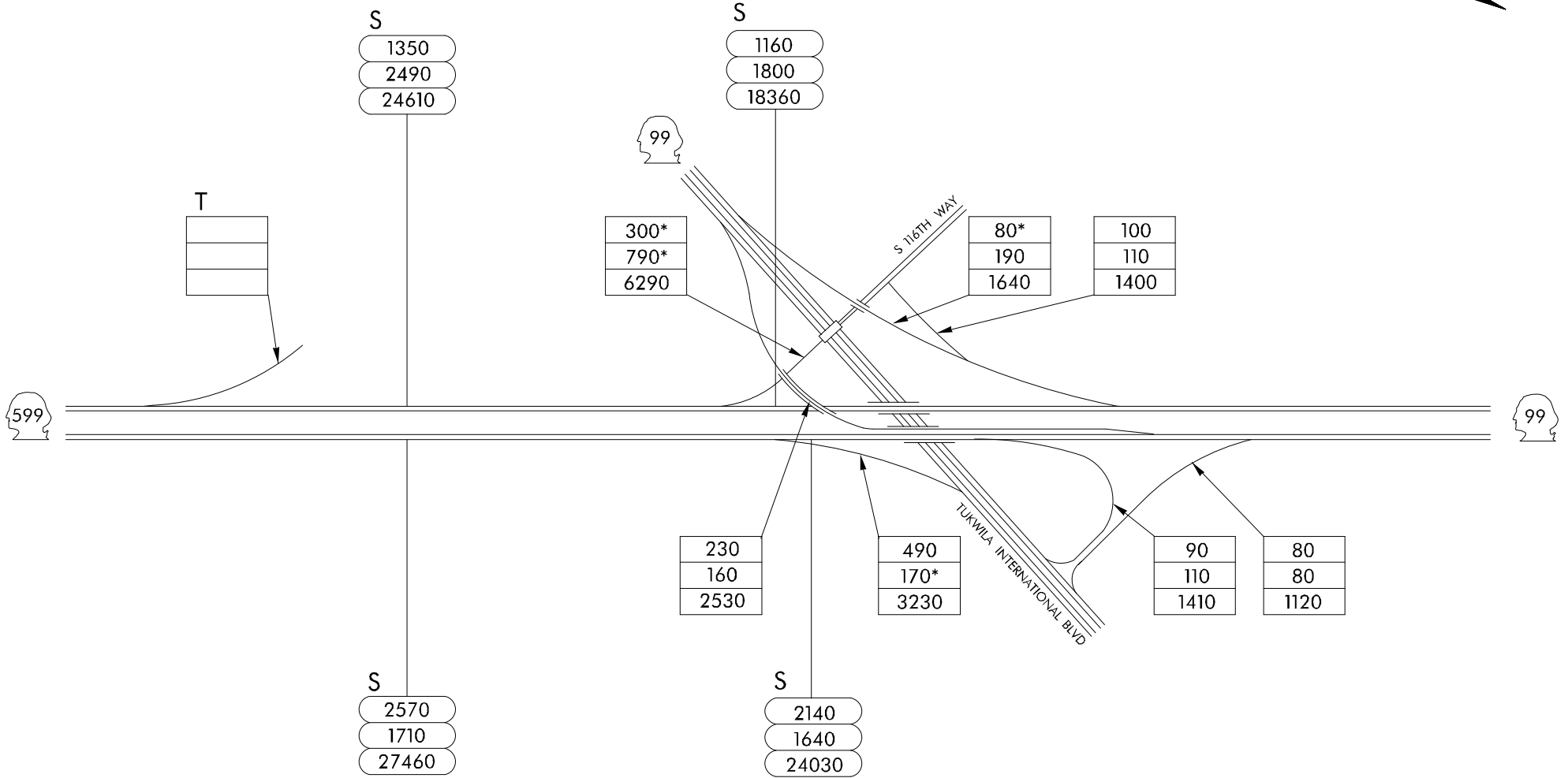
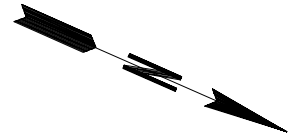
I-5

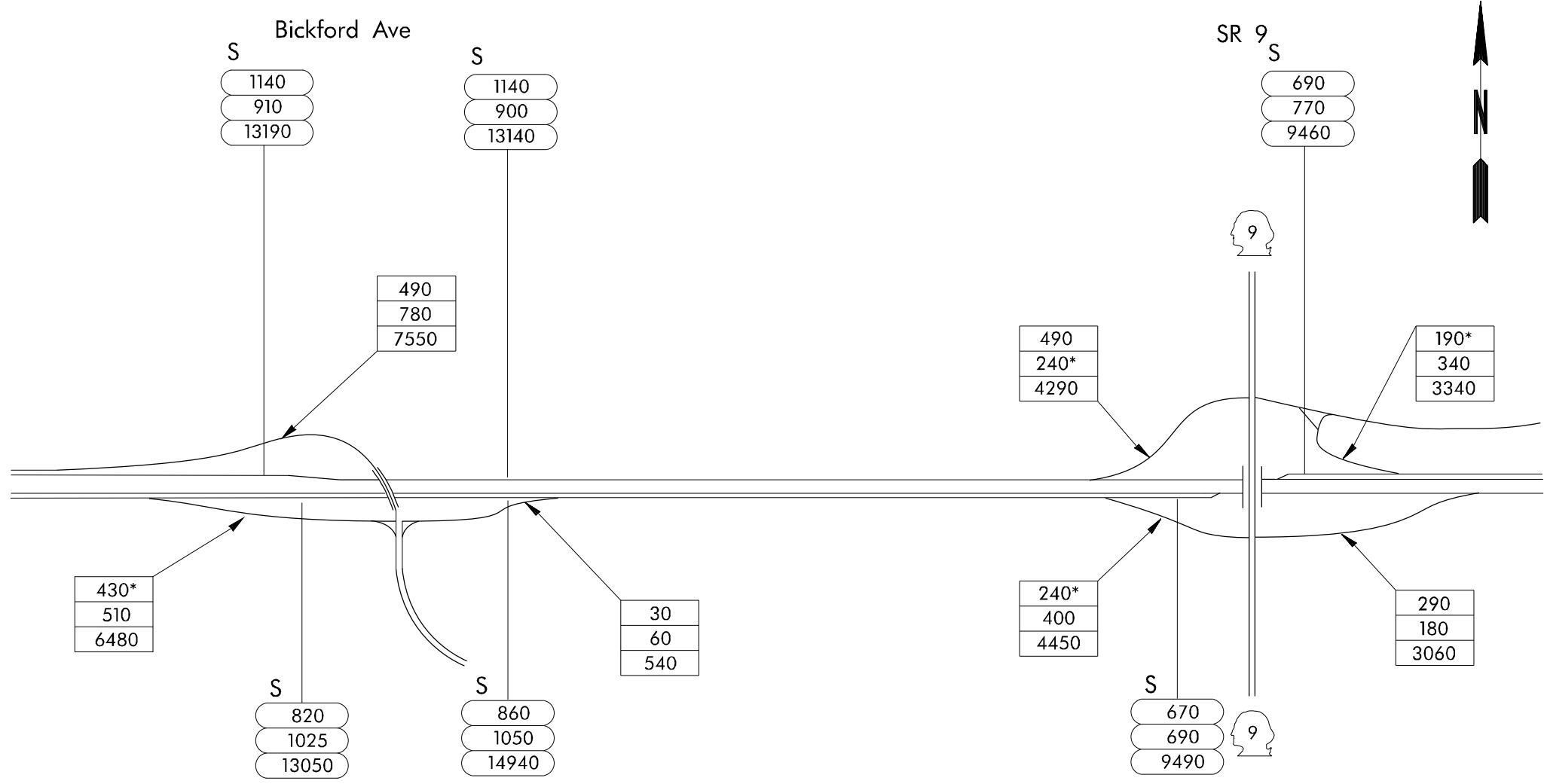
S 133RD ST



METRO BUS BARN

SR 99  
TUKWILA INTERNATIONAL BLVD





SR 522

Rice Rd

S  
910\*  
940  
13980

S  
490\*  
470  
7080



APPROXIMATELY  
9.25 MILES

APPROXIMATELY  
10.01 MILES

522

S  
1040\*  
1220  
15100

S  
470\*  
680  
7250



Washington State  
Department of Transportation



2  
OF  
2

## APPENDIX

For this 2019 traffic volume summary report, the standard AM and PM peak periods are defined as 6:00 to 9:45 AM and 2:30 to 6:45 PM, respectively. Listed below are the ramp, collector distributor (CD), and mainline stations in which the AM and/or PM peak hourly volumes began outside the above peak periods. They are arranged by types and directions.

Route	Sheet No.	Location	AM	PM
US 2	1 of 2	EB exit to Bickford Ave, WB	12:00 PM	-
		EB exit to SR 9 I/C	12:00 PM	-
		WB ramp from SR 9 I/C	-	12:00 PM
		WB exit to SR 9 I/C	12:00 PM	-
	2 of 2	EB mainline station at SR 522 I/C	12:00 PM	-
		WB mainline station at SR 522 I/C	12:00 PM	-
I-5	1 of 32	NB mainline station at Pierce Co Line	5:00 AM	1:30 PM
		NB mainline HOV at Pierce Co Line	5:15 AM	2:00 PM
		SB mainline station at Pierce Co Line	-	1:30 PM
		SB mainline HOV at Pierce Co Line	12:00 PM	-
		NB mainline station at S 375th St	5:00 AM	1:30 PM
		NB mainline HOV at S 375th St	5:15 AM	1:30 PM
		SB mainline station at S 375th St	-	1:30 PM
		SB mainline HOV at S 375th St	12:00 PM	-
		NB ramp from Fed Way WeighStn	10:30 AM	12:00 PM
		NB ramp from Fed Way WeighStn	10:30 AM	12:00 PM
		NB mainline station at Fed Way WeighStn	5:00 AM	-
		NB mainline HOV at Fed Way WeighStn	5:15 AM	2:00 PM
		SB mainline station at Fed Way WeighStn	-	1:30 PM
		SB mainline HOV at Fed Way WeighStn	12:00 PM	-
		NB mainline station at Enchanted Pkwy	5:00 AM	1:30 PM
		NB mainline HOV at Enchanted Pkwy	5:15 AM	2:00 PM
		SB mainline station at Enchanted Pkwy	-	1:30 PM
		SB mainline HOV at Enchanted Pkwy	12:00 PM	-
	2 of 32	SB ramp from WB SR 18, SB	12:00 PM	-
		SB ramp from WB SR 18, SB	12:00 PM	-
SB ramp from WB SR 18, SB		-	1:30 PM	
SB ramp from WB SR 18, SB		-	1:30 PM	
WB exit to WB SR 18, SB		12:00 PM	-	
NB mainline station at EB SR 18-SB		5:00 AM	1:15 PM	
NB mainline HOV at EB SR 18-SB		5:15 AM	-	
SB ramp from EB SR 18-SB		-	12:00 PM	
SB ramp from EB SR 18-SB		-	12:00 PM	
SB exit to EB SR 18-SB		12:00 PM	-	
SB mainline HOV at EB SR 18-SB		12:00 PM	-	
SB mainline station at EB SR 18-SB		12:00 PM	1:45 PM	
NB ramp from WB SR 18-NB	4:45 AM	-		

	NB ramp from WB SR 18-NB	4:45 AM	-
	NB ramp from EB SR 18-NB	5:00 AM	1:00 PM
	NB ramp from EB SR 18-NB	4:45 AM	-
	NB exit to EB SR 18-NB	-	12:00 PM
	NB mainline HOV at EB SR 18-NB	5:15 AM	2:15 PM
	SB mainline station at EB SR 18-NB	12:00 PM	2:00 PM
	SB exit to EB SR 18-NB	12:00 PM	-
	SB mainline HOV at EB SR 18-NB	12:00 PM	-
	NB mainline station at EB SR 18-NB	5:00 AM	1:30 PM
	NB mainline station at S 336th St	5:00 AM	1:15 PM
	NB mainline HOV at S 336th St	5:15 AM	2:15 PM
	SB mainline station at S 336th St	12:00 PM	2:15 PM
	SB mainline HOV at S 336th St	12:00 PM	-
	NB mainline station at S 329th St	5:00 AM	1:30 PM
	NB mainline HOV at S 329th St	5:15 AM	-
	SB mainline station at S 329th St	12:00 PM	2:15 PM
	SB mainline HOV at S 329th St	12:00 PM	-
	NB mainline station at S 320th St-SB	5:00 AM	1:30 PM
	NB mainline HOV at S 320th St-SB	5:15 AM	-
	NB HOV ramp from S 320th St-SB	5:15 AM	-
	NB HOV exit to S 320th St-SB	5:45 AM	-
	SB ramp from S 320th St-SB	-	12:45 PM
	SB exit to S 320th St-SB	12:00 PM	-
	SB exit to S 320th St-SB	12:00 PM	-
	SB mainline HOV at S 320th St-SB	12:00 PM	-
	SB mainline HOV at S 320th St-SB	12:00 PM	-
	SB HOV ramp from S 320th St-SB	-	6:45 PM
	SB HOV ramp from S 320th St-SB	12:00 PM	8:00 PM
	SB HOV exit to S 320th St-SB	12:00 PM	-
	SB mainline station at S 320th St-SB	12:00 PM	-
	NB ramp from S 320th St-NB	5:00 AM	-
	NB ramp from S 320th St-NB	12:00 PM	1:30 PM
	NB ramp from S 320th St-NB	5:15 AM	1:00 PM
	NB mainline HOV at S 320th St-NB	5:15 AM	1:45 PM
	NB HOV ramp from S 320th St-NB	5:15 AM	12:45 PM
	NB mainline station at S 320th St-NB	5:00 AM	1:30 PM
	NB mainline station at S 308th St	5:00 AM	1:30 PM
	NB mainline HOV at S 308th St	5:15 AM	1:45 PM
	SB mainline station at S 308th St	12:00 PM	-
	SB mainline HOV at S 308th St	12:00 PM	-
3 of 31	NB mainline station at S 298th St	5:00 AM	1:30 PM
	NB mainline HOV at S 298th St	5:15 AM	1:45 PM
	SB mainline station at S 298th St	12:00 PM	-
	SB mainline HOV at S 298th St	12:00 PM	-
	NB mainline station at S 288th St	5:00 AM	1:30 PM
	NB mainline HOV at S 288th St	5:15 AM	1:45 PM
	SB mainline station at S 288th St	12:00 PM	-

	SB mainline HOV at S 288th St	12:00 PM	-
	NB mainline station at S 280th St	5:00 AM	1:30 PM
	NB mainline HOV at S 280th St	5:15 AM	1:45 PM
	SB mainline station at S 280th St	12:00 PM	-
	SB mainline HOV at S 280th St	12:00 PM	-
	SB mainline HOV at S 272nd St-SB	12:00 PM	-
	SB mainline station at S 272nd St-SB	12:00 PM	-
	NB ramp from S 272nd St-NB	5:00 AM	1:45 PM
	NB ramp from S 272nd St-NB	5:15 AM	1:00 PM
	NB mainline at S 272nd St-NB	-	12:30 PM
	NB mainline HOV at S 272nd St-NB	5:15 AM	1:45 PM
	NB mainline station at S 272nd St-NB	5:00 AM	1:15 PM
	NB mainline station at S 266th St	5:00 AM	1:15 PM
	NB mainline HOV at S 266th St	5:15 AM	1:45 PM
4 of 31	NB mainline station at S 260th St	5:00 AM	1:30 PM
	NB mainline HOV at S 260th St	5:15 AM	1:45 PM
	SB mainline station at S 260th St	12:00 PM	-
	SB mainline HOV at S 260th St	12:00 PM	-
	NB mainline station at S 252nd St	5:00 AM	1:30 PM
	NB mainline HOV at S 252nd St	5:15 AM	1:45 PM
	SB mainline station at S 252nd St	12:00 PM	-
	SB mainline HOV at S 252nd St	12:00 PM	-
	NB mainline station at S 243rd St	5:00 AM	1:30 PM
	NB mainline HOV at S 243rd St	5:15 AM	1:45 PM
	SB mainline station at S 243rd St	12:00 PM	-
	SB mainline HOV at S 243rd St	12:00 PM	-
	SB ramp from SR 516-SB	12:00 PM	-
	SB exit to SR 516-SB	12:00 PM	-
	SB mainline at SR 516-SB	-	1:00 PM
	SB mainline HOV at SR 516-SB	12:00 PM	-
	SB mainline station at SR 516-SB	12:00 PM	-
	NB ramp from EB SR 516-NB	5:45 AM	1:15 PM
	NB mainline HOV at EB SR 516-NB	5:15 AM	1:45 PM
	NB mainline station at EB SR 516-NB	5:00 AM	1:30 PM
	NB ramp from WB SR 516-NB	5:30 AM	1:30 PM
	NB mainline HOV at WB SR 516-NB	5:15 AM	1:45 PM
	NB mainline station at WB SR 516-NB	5:00 AM	1:15 PM
	NB mainline station at S 216th St	5:00 AM	1:15 PM
	NB mainline HOV at S 216th St	5:30 AM	1:45 PM
	SB mainline station at S 216th St	12:00 PM	2:00 PM
	SB mainline HOV at S 216th St	12:00 PM	-
5 of 31	NB mainline station at S 200th St-SB	5:00 AM	1:30 PM
	NB exit to S 200th St-SB	4:45 AM	-
	NB mainline HOV at S 200th St-SB	5:30 AM	1:45 PM
	SB ramp from S 200th St-SB	12:00 PM	-
	SB exit to S 200th St-SB	-	6:45 PM

	SB mainline HOV at S 200th St-SB	12:00 PM	-
	SB mainline station at S 200th St-SB	12:00 PM	1:45 PM
	NB mainline station at S 188th St-SB	5:15 AM	1:30 PM
	NB mainline HOV at S 188th St-SB	5:45 AM	1:45 PM
	SB ramp from S 188th St-SB	12:00 PM	-
	SB ramp from S 188th St-SB	12:00 PM	-
	SB mainline HOV at S 188th St-SB	12:00 PM	-
	SB mainline station at S 188th St-SB	12:00 PM	1:30 PM
	NB ramp from S 188th St-NB	11:45 AM	-
	NB mainline station at S 183rd St	5:15 AM	-
	NB mainline HOV at S 183rd St	-	1:45 PM
	SB mainline station at S 183rd St	12:00 PM	1:30 PM
	SB mainline HOV at S 183rd St	12:00 PM	-
	NB mainline station at S 178th St	5:15 AM	1:45 PM
	NB mainline HOV at S 178th St	-	2:00 PM
	SB mainline station at S 178th St	12:00 PM	1:30 PM
	SB mainline HOV at S 178th St	12:00 PM	-
6 of 31	NB mainline station at S 172nd St	5:15 AM	1:45 PM
	NB mainline HOV at S 172nd St	5:45 AM	1:45 PM
	SB mainline station at S 172nd St	12:00 PM	1:45 PM
	SB mainline HOV at S 172nd St	12:00 PM	-
	SB ramp from 518/Klickitat-SB	12:00 PM	7:00 PM
	SB ramp from 518/Klickitat-SB	12:00 PM	1:00 PM
	SB HOV ramp from 518/Klickitat-SB	12:00 PM	-
	SB mainline station at 518/Klickitat-SB	12:00 PM	2:00 PM
	NB ramp from S 154th St	11:15 AM	8:45 PM
	NB mainline station at S 154th St	5:30 AM	-
	NB mainline HOV at S 154th St	-	12:00 PM
	SB ramp from S 154th St	12:00 PM	1:45 PM
	SB ramp from S 154th St	12:00 PM	1:45 PM
	SB mainline station at S 154th St	-	2:00 PM
	SB exit to S 154th St	11:45 AM	-
	SB exit to S 154th St	5:45 AM	12:00 PM
	SB exit to S 154th St	5:45 AM	12:00 PM
	SB mainline HOV at S 154th St	12:00 PM	-
	SB mainline HOV at S 154th St	12:00 PM	-
	SB mainline HOV at S 154th St	12:00 PM	-
	NB ramp from Southcenter-NB	12:00 PM	-
	NB ramp from Southcenter-NB	12:00 PM	-
	NB mainline HOV at Southcenter-NB	-	2:00 PM
	NB mainline station at Southcenter-NB	5:30 AM	1:00 PM
7 of 31	NB mainline station at S 144th St	5:45 AM	1:15 PM
	NB mainline HOV at S 144th St	-	12:45 PM
	SB mainline station at S 144th St	12:00 PM	2:15 PM
	SB mainline HOV at S 144th St	12:00 PM	-
	NB mainline station at SR599-SB, Lt	5:45 AM	12:45 PM



	NB mainline HOV at SR599-SB, Lt	-	12:45 PM
	SB ramp from SR599-SB, Lt	-	2:15 PM
	SB ramp from SR599-SB, Lt	-	2:15 PM
	SB mainline HOV at SR599-SB, Lt	12:00 PM	-
	SB mainline HOV at SR599-SB, Lt	12:00 PM	-
	SB HOV ramp from SR599-SB, Lt	12:00 PM	-
	SB HOV ramp from SR599-SB, Lt	12:00 PM	-
	SB mainline station at SR599-SB, Lt	12:00 PM	2:00 PM
	SB ramp from SR599-SB, Rt	12:00 PM	-
	SB ramp from SR599-SB, Rt	12:00 PM	-
	SB ramp from SR599-SB, Rt	-	2:15 PM
	SB ramp from SR599-SB, Rt	-	2:15 PM
	SB mainline station at SR599-SB, Rt	12:00 PM	2:00 PM
	NB mainline HOV at Interurban-NB	5:45 AM	1:00 PM
	SB mainline station at Interurban-NB	12:00 PM	2:00 PM
	SB mainline HOV at Interurban-NB	12:00 PM	-
	NB mainline station at Interurban-NB	5:45 AM	12:30 PM
	NB mainline station at S 129th St	5:45 AM	-
	NB mainline HOV at S 129th St	5:45 AM	12:45 PM
	SB mainline station at S 129th St	12:00 PM	2:00 PM
	SB mainline HOV at S 129th St	12:00 PM	-
8 of 31	SB ramp from MLK Jr Way-SB	-	1:30 PM
	SB ramp from MLK Jr Way-SB	-	1:30 PM
	SB mainline HOV at MLK Jr Way-SB	12:00 PM	-
	SB HOV ramp from MLK Jr Way-SB	12:00 PM	-
	SB HOV ramp from MLK Jr Way-SB	12:00 PM	-
	EB mainline at MLK Jr Way-SB	11:45 AM	-
	EB mainline at MLK Jr Way-SB	11:45 AM	-
	SB mainline station at MLK Jr Way-SB	12:00 PM	2:15 PM
	NB mainline HOV at MLK Jr Way-NB	5:45 AM	12:45 PM
	NB mainline station at MLK Jr Way-NB	5:45 AM	12:30 PM
	NB CD exit to Boeing Access-NB	-	1:15 PM
	NB ramp from Boeing Access-NB	12:00 PM	2:15 PM
	NB ramp from Boeing Access-NB	12:00 PM	2:15 PM
	NB ramp from Boeing Access-NB	12:00 PM	2:15 PM
	NB ramp from Boeing Access-NB	12:00 PM	1:30 PM
	NB exit to Boeing Access-NB	-	1:15 PM
	NB exit to Boeing Access-NB	-	1:15 PM
	NB mainline HOV at Boeing Access-NB	5:45 AM	12:45 PM
	NB HOV ramp from Boeing Access-NB	5:30 AM	-
	SB mainline station at Boeing Access-NB	12:00 PM	-
	SB mainline HOV at Boeing Access-NB	12:00 PM	-
	NB mainline station at Boeing Access-NB	5:45 AM	-
	NB mainline station at S Norfolk St	5:45 AM	2:00 PM
	NB mainline HOV at S Norfolk St	5:45 AM	1:00 PM
	SB mainline station at S Norfolk St	12:00 PM	-
	SB mainline HOV at S Norfolk St	12:00 PM	-

	NB mainline station at S Benefit St	5:45 AM	1:45 PM
	NB mainline HOV at S Benefit St	-	1:00 PM
	SB mainline station at S Benefit St	12:00 PM	-
	SB mainline HOV at S Benefit St	12:00 PM	-
	NB mainline station at S Thistle St	5:45 AM	2:00 PM
	NB mainline HOV at S Thistle St	-	1:00 PM
	SB mainline station at S Thistle St	12:00 PM	-
	SB mainline HOV at S Thistle St	12:00 PM	-
9 of 31	NB mainline station at S Holden St	5:45 AM	2:00 PM
	NB mainline HOV at S Holden St	5:45 AM	1:00 PM
	SB mainline station at S Holden St	12:00 PM	-
	SB mainline HOV at S Holden St	12:00 PM	-
	NB mainline station at S Holly St	5:45 AM	2:00 PM
	NB mainline HOV at S Holly St	5:45 AM	-
	SB mainline station at S Holly St	12:00 PM	-
	SB mainline HOV at S Holly St	12:00 PM	-
	SB ramp from Michigan St-SB	12:00 PM	2:15 PM
	SB mainline HOV at Michigan St-SB	12:00 PM	-
	SB HOV ramp from Michigan St-SB	12:00 PM	-
	SB mainline station at Michigan St-SB	12:00 PM	-
	NB ramp from Swift Ave-NB	12:00 PM	1:30 PM
	NB HOV ramp from Swift Ave-NB	-	2:00 PM
	NB mainline station at Swift Ave-NB	5:30 AM	1:45 PM
	NB ramp from Michigan St-NB	12:00 PM	2:15 PM
	NB ramp from Michigan St-NB	12:00 PM	6:45 PM
	NB exit to Michigan St-NB	-	12:00 PM
	NB HOV ramp from Michigan St-NB	-	2:00 PM
	NB mainline station at Michigan St-NB	5:30 AM	1:45 PM
	NB mainline station at S Pearl St	5:30 AM	1:45 PM
	SB mainline HOV at S Pearl St	12:00 PM	-
	NB mainline station at S Oregon St	5:30 AM	2:00 PM
	SB mainline HOV at S Oregon St	12:00 PM	-
10 of 31	NB exit to Columbian Way-SB	5:45 AM	-
	SB ramp from Columbian Way-SB	12:00 PM	-
	SB ramp from Columbian Way-SB	-	2:15 PM
	SB mainline HOV at Columbian Way-SB	12:00 PM	-
	NB ramp from S Spokane St	12:00 PM	2:00 PM
	NB mainline station at S Spokane St	5:30 AM	1:45 PM
	SB mainline station at S Spokane St	-	2:15 PM
	SB mainline HOV at S Spokane St	12:00 PM	-
	NB mainline station at Columbian Way-NB	5:30 AM	1:45 PM
	SB mainline HOV at S Holgate St, SB	10:15 AM	-
11 of 31	SB CD exit to SBCD-SB	-	12:00 PM
	SB CD exit to SBCD-SB	-	12:00 PM
	SB ramp from SBCD-SB	12:00 PM	-
	SB ramp from SBCD-SB	12:00 PM	-

	SB ramp from SBCD-SB	12:00 PM	12:00 PM
	SB ramp from SBCD-SB	12:00 PM	12:00 PM
	SB mainline HOV at SBCD-SB	10:30 AM	-
	SB ramp from 4th Ave S-SB	12:00 PM	-
	SB ramp from 4th Ave S-SB	12:00 PM	-
	NB CD ramp from 4th/Dearborn-NB	-	2:00 PM
	NB CD ramp from 4th/Dearborn-NB	12:00 PM	1:30 PM
	NB mainline station at 4th/Dearborn-NB	12:00 PM	1:30 PM
	SB mainline station at 4th/Dearborn-NB	-	1:45 PM
	SB mainline HOV at 4th/Dearborn-NB	10:15 AM	-
	NB CD mainline at 4th/Dearborn-NB	-	1:30 PM
	NB mainline station at 4th/Dearborn-NB	5:15 AM	-
	NB CD exit to Yesler Way	-	1:00 PM
	SB CD ramp from Yesler Way	12:00 PM	-
	NB mainline station at Yesler Way	11:30 AM	-
	SB mainline station at Yesler Way	12:00 PM	-
	SB mainline HOV at Yesler Way	10:00 AM	-
	SB CD ramp from Marion St	12:00 PM	-
	NB ramp from Marion St	11:15 AM	-
	NB ramp from Marion St	11:15 AM	-
	NB exit to Marion St	5:30 AM	12:00 PM
	SB mainline station at Marion St	12:00 PM	2:00 PM
	SB mainline HOV at Marion St	12:00 PM	-
12 of 31	NB ramp from University St-NB	11:45 AM	-
	NB ramp from University St-NB	12:00 PM	-
	SB mainline station at University St-NB	-	1:00 PM
	SB exit to University St-NB	-	12:00 PM
	SB exit to University St-NB	-	12:00 PM
	SB mainline HOV at University St-NB	12:00 PM	-
13 of 31	SB ramp from Olive Way-NB	12:00 PM	-
	SB mainline station at Olive Way-NB	-	12:00 PM
	SB mainline HOV at Olive Way-NB	12:00 PM	-
	SB ramp from Mercer St-SB	-	1:15 PM
	SB ramp from Mercer St-SB	11:00 AM	8:15 PM
	SB mainline station at Mercer St-SB	-	1:15 PM
	SB mainline station at LakeviewBlvd, SB	-	12:00 PM
	SB exit to Mercer St-NB	-	12:00 PM
14 of 31	SB mainline station at E Galer St	-	12:00 PM
	SB mainline station at Boylston Ave-SB	-	12:00 PM
	NB ramp from E Roanoke St	12:00 PM	-
	NB ramp from E Roanoke St	12:00 PM	-
	NB mainline station at E Roanoke St	10:30 AM	-
	SB ramp from E Roanoke St	-	12:00 PM
	SB mainline station at E Roanoke St	11:30 AM	12:00 PM
	NB mainline station at E Hamlin St	10:30 AM	-
	SB mainline station at E Hamlin St	-	12:00 PM

	SB exit to E Hamlin St	-	12:00 PM
	SB exit to E Hamlin St	-	12:00 PM
	NB mainline station at Ship Canal Br	10:30 AM	-
	SB mainline station at Ship Canal Br	-	12:00 PM
15 of 31	SB ramp from NE 45th St-SB	10:45 AM	7:45 PM
	SB mainline station at NE 45th St-SB	-	12:00 PM
	NB mainline station at NE 42nd St, NB	10:30 AM	-
	NB exit to NE 42nd St, NB	-	12:00 PM
	SB ramp from NE 50th St-SB	-	9:15 PM
	SB mainline station at NE 50th St-SB	-	12:00 PM
	NB ramp from NE 45th St-NB	12:00 PM	1:45 PM
	NB HOV ramp from NE 45th St-NB	11:45 AM	-
	NB mainline station at NE 45th St-NB	10:30 AM	-
	NB ramp from NE 50th St-NB	12:00 PM	2:00 PM
	NB mainline station at NE 50th St-NB	10:45 AM	2:15 PM
	SB ramp from Ravenna Blvd-SB	-	12:00 PM
	SB exit to Ravenna Blvd-SB	10:15 AM	-
	SB mainline station at Ravenna Blvd-SB	-	12:00 PM
16 of 31	NB mainline station at NE 63rd St	10:45 AM	2:15 PM
	NB exit to NE 63rd St	12:00 PM	-
	SB mainline station at NE 63rd St	-	12:00 PM
	SB mainline at Lake City Wy, SB	-	12:00 PM
	SB mainline station at Lake City Wy, SB	-	12:00 PM
	NB ramp from NE 70th St-NB	-	2:00 PM
	NB mainline station at NE 85th St-SB	10:45 AM	2:15 PM
	NB exit to NE 85th St-SB	12:00 PM	-
	SB ramp from NE 85th St-SB	-	7:00 PM
	SB HOV ramp from NE 85th St-SB	-	12:00 PM
	SB mainline station at NE 85th St-SB	-	12:00 PM
	SB mainline station at N 88th St	-	12:00 PM
	NB ramp from NE 80th St-NB	-	1:30 PM
	NB HOV ramp from NE 80th St-NB	11:30 AM	-
	NB mainline station at NE 80th St-NB	10:45 AM	2:15 PM
17 of 31	NB mainline station at N 97th St	-	2:15 PM
	SB mainline station at N 97th St	11:15 AM	12:00 PM
	SB CD mainline at N 107th St-SB	12:00 PM	2:00 PM
	SB CD mainline at N 107th St-SB	12:00 PM	2:00 PM
	SB CD ramp from N 107th St-SB	-	12:00 PM
	SB CD exit to N 107th St-SB	12:00 PM	-
	SB CD HOV ramp from N 107th St-SB	11:45 AM	12:00 PM
	NB exit to N 107th St-SB	10:45 AM	12:45 PM
	NB mainline HOV at N 107th St-SB	12:00 PM	-
	SB mainline HOV at N 107th St-SB	-	12:00 PM
	SB mainline station at N 107th St-SB	-	1:45 PM
	SB CD mainline at N 110th St-SB	12:00 PM	-
	SB CD mainline at N 110th St-SB	12:00 PM	-

	SB CD ramp from N 110th St-SB	12:00 PM	8:15 PM
	SB mainline HOV at N 110th St-SB	-	12:00 PM
	SB mainline station at N 110th St-SB	-	1:30 PM
	NB ramp from Northgate-NB	12:00 PM	2:00 PM
	NB ramp from Northgate-NB	12:00 PM	1:45 PM
	NB mainline HOV at Northgate-NB	12:00 PM	-
	NB HOV ramp from Northgate-NB	12:00 PM	-
	NB mainline station at Northgate-NB	12:00 PM	2:15 PM
	NB mainline station at NE 120th St	12:00 PM	2:00 PM
	NB mainline HOV at NE 120th St	12:00 PM	-
	SB mainline station at NE 120th St	-	12:00 PM
	SB mainline HOV at NE 120th St	-	12:00 PM
	NB mainline station at NE 130th St-SB	12:00 PM	2:00 PM
	NB exit to NE 130th St-SB	12:00 PM	-
	NB mainline HOV at NE 130th St-SB	12:00 PM	-
	SB HOV ramp from NE 130th St-SB	-	12:00 PM
	SB mainline station at NE 130th St-SB	-	12:00 PM
18 of 31	NB mainline station at NE 137th St	12:00 PM	2:00 PM
	NB exit to NE 137th St	12:00 PM	-
	NB mainline HOV at NE 137th St	12:00 PM	-
	NB CD mainline HOV at NE 145th St-NB	-	12:30 PM
	NB CD HOV exit to NE 145th St-NB	-	12:30 PM
	NB ramp from NE 145th St-NB	12:00 PM	12:45 PM
	NB mainline HOV at NE 145th St-NB	12:00 PM	-
	NB HOV ramp from NE 145th St-NB	12:00 PM	-
	NB mainline station at NE 145th St-NB	12:00 PM	1:45 PM
	SB ramp from NE 145th St, SB	-	12:00 PM
	SB mainline station at NE 145th St, SB	5:45 AM	12:00 PM
	SB exit to NE 145th St, SB	11:45 AM	-
	SB exit to NE 145th St, SB	12:00 PM	-
	NB mainline station at NE 155th St	12:00 PM	1:45 PM
	NB mainline HOV at NE 155th St	12:00 PM	-
	SB mainline station at NE 155th St	5:45 AM	-
	NB mainline station at N Metro Base-SB	12:00 PM	1:45 PM
	NB exit to N Metro Base-SB	-	1:30 PM
	NB mainline HOV at N Metro Base-SB	12:00 PM	-
	SB ramp from N Metro Base-SB	5:45 AM	2:00 PM
	SB exit to N Metro Base-SB	5:15 AM	2:15 PM
	SB mainline station at N Metro Base-SB	5:45 AM	-
	SB ramp from NE 175th St-SB	-	12:30 PM
	SB exit to NE 175th St-SB	11:45 AM	-
	SB mainline station at NE 175th St-SB	5:30 AM	-
	NB ramp from NE 175th St-NB	12:00 PM	12:15 PM
	NB exit to NE 175th St-NB	12:00 PM	-
	NB mainline HOV at NE 175th St-NB	12:00 PM	-
	NB HOV ramp from NE 175th St-NB	11:45 AM	-

	NB mainline station at NE 175th St-NB	12:00 PM	1:30 PM
19 of 31	NB mainline station at NE 195th St	12:00 PM	1:45 PM
	NB mainline HOV at NE 195th St	12:00 PM	-
	SB mainline station at NE 195th St	5:30 AM	-
	NB CD exit to NE 205th St-SB	12:00 PM	-
	NB CD exit to NE 205th St-SB	12:00 PM	-
	NB mainline station at NE 205th St-SB	12:00 PM	1:30 PM
	NB mainline HOV at NE 205th St-SB	12:00 PM	-
	SB ramp from NE 205th St-SB	12:00 PM	1:30 PM
	SB ramp from NE 205th St-SB	10:30 AM	12:00 PM
	SB mainline station at NE 205th St-SB	5:30 AM	-
	SB ramp from 244/236th Sts-SB	10:30 AM	12:00 PM
	SB mainline station at 244/236th Sts-SB	5:30 AM	-
	NB ramp from SR 104-NB	-	12:15 PM
	NB ramp from SR 104-NB	12:00 PM	1:45 PM
	NB exit to SR 104-NB	12:00 PM	-
	NB mainline HOV at SR 104-NB	12:00 PM	-
	SB mainline station at SR 104-NB	5:45 AM	-
	SB exit to SR 104-NB	12:00 PM	-
	SB mainline HOV at SR 104-NB	5:15 AM	-
	NB mainline station at SR 104-NB	-	1:30 PM
	NB mainline station at 228th St SW	-	1:30 PM
	NB mainline HOV at 228th St SW	12:00 PM	-
	SB mainline station at 228th St SW	5:30 AM	-
	SB ramp from 220th St SW-SB	11:45 AM	-
	SB exit to 220th St SW-SB	10:45 AM	-
	SB HOV ramp from 220th St SW-SB	-	1:15 PM
	SB mainline station at 220th St SW-SB	5:30 AM	-
	NB ramp from 220th St SW-NB	12:00 PM	2:00 PM
	NB ramp from 220th St SW-NB	12:00 PM	2:15 PM
	NB exit to 220th St SW-NB	-	12:30 PM
	NB mainline HOV at 220th St SW-NB	12:00 PM	-
	NB HOV ramp from 220th St SW-NB	12:00 PM	-
	NB mainline station at 220th St SW-NB	12:00 PM	2:00 PM
	NB mainline station at 213th St SW	12:00 PM	2:15 PM
	NB mainline HOV at 213th St SW	12:00 PM	-
	SB mainline station at 213th St SW	5:30 AM	-
20 of 31	NB mainline station at 208th St SW	12:00 PM	2:15 PM
	NB mainline HOV at 208th St SW	12:00 PM	-
	SB mainline station at 208th St SW	5:30 AM	-
	NB mainline station at 44th Ave W-SB	12:00 PM	2:00 PM
	NB exit to 44th Ave W-SB	12:00 PM	-
	NB exit to 44th Ave W-SB	11:45 AM	-
	NB mainline HOV at 44th Ave W-SB	12:00 PM	-
	NB HOV ramp from 44th Ave W-SB	12:00 PM	-
	NB HOV exit to 44th Ave W-SB	12:00 PM	-

	SB ramp from 44th Ave W-SB	12:00 PM	1:30 PM
	SB mainline station at 44th Ave W-SB	5:30 AM	-
	SB ramp from 196th St SW-SB	12:00 PM	1:45 PM
	SB HOV ramp from 196th St SW-SB	12:00 PM	2:00 PM
	SB mainline station at 196th St SW-SB	5:30 AM	-
	NB mainline station at 40th Ave W	12:00 PM	-
	NB exit to 40th Ave W	12:00 PM	12:15 PM
	NB mainline HOV at 40th Ave W	-	2:15 PM
	NB mainline HOV at 40th Ave W	12:00 PM	-
	NB ramp from Ald Mall Pkwy-NB	12:00 PM	12:45 PM
	NB mainline HOV at Ald Mall Pkwy-NB	12:00 PM	-
	SB mainline station at Ald Mall Pkwy-NB	5:30 AM	-
	NB mainline station at Ald Mall Pkwy-NB	12:00 PM	2:15 PM
	NB ramp from 196th St SW-NB	12:00 PM	1:00 PM
	NB ramp from 196th St SW-NB	12:00 PM	-
	NB mainline HOV at 196th St SW-NB	12:00 PM	-
	NB mainline station at 196th St SW-NB	12:00 PM	2:00 PM
	NB mainline station at 28th Ave W	12:00 PM	2:00 PM
	NB exit to 28th Ave W	12:00 PM	1:45 PM
	NB exit to 28th Ave W	12:00 PM	1:45 PM
	NB mainline HOV at 28th Ave W	12:00 PM	-
	SB ramp from 28th Ave W	5:45 AM	-
	SB ramp from 28th Ave W	5:45 AM	-
	SB ramp from 28th Ave W	11:45 AM	-
	SB ramp from 28th Ave W	11:45 AM	-
	SB ramp from Swamp Creek-SB	5:30 AM	-
	SB ramp from Swamp Creek-SB	12:00 PM	-
	SB mainline HOV at Swamp Creek-SB	5:45 AM	-
	SB mainline station at Swamp Creek-SB	5:30 AM	-
	SB mainline station at Alderwood, SB	5:45 AM	-
	SB mainline HOV at Alderwood, SB	5:45 AM	-
	NB ramp from Alderwood, NB	12:00 PM	-
	NB ramp from Alderwood, NB	12:00 PM	-
	NB ramp from Alderwood, NB	-	1:30 PM
	NB ramp from Alderwood, NB	-	1:30 PM
	NB mainline station at Alderwood, NB	12:00 PM	1:45 PM
	NB mainline HOV at Alderwood, NB	12:00 PM	-
	SB exit to Alderwood, NB	5:45 AM	-
	SB exit to Alderwood, NB	5:45 AM	-
	SB exit to Alderwood, NB	5:30 AM	-
	SB exit to Alderwood, NB	5:30 AM	-
21 of 31	NB mainline station at 175th St SW	12:00 PM	1:45 PM
	NB mainline HOV at 175th St SW	12:00 PM	-
	SB mainline station at 175th St SW	5:30 AM	-
	SB mainline HOV at 175th St SW	5:45 AM	-
	SB ramp from 164th St SW-SB	5:30 AM	1:00 PM
	SB ramp from 164th St SW-SB	-	1:00 PM

	SB mainline HOV at 164th St SW-SB	5:45 AM	-
	SB HOV ramp from 164th St SW-SB	5:45 AM	-
	SB HOV ramp from 164th St SW-SB	5:45 AM	-
	SB mainline station at 164th St SW-SB	5:30 AM	-
	NB ramp from 164th St SW-NB	-	1:15 PM
	NB ramp from 164th St SW-NB	11:00 AM	12:45 PM
	NB exit to 164th St SW-NB	12:00 PM	6:45 PM
	NB exit to 164th St SW-NB	12:00 PM	-
	NB mainline HOV at 164th St SW-NB	12:00 PM	-
	NB HOV ramp from 164th St SW-NB	12:00 PM	-
	NB HOV ramp from 164th St SW-NB	12:00 PM	-
	NB mainline station at 164th St SW-NB	-	1:30 PM
	NB mainline station at 156th St SW	-	1:30 PM
	NB mainline HOV at 156th St SW	12:00 PM	-
	SB mainline station at 156th St SW	5:30 AM	-
	SB mainline HOV at 156th St SW	5:45 AM	-
	NB mainline station at 148th St SW	-	1:45 PM
	NB mainline HOV at 148th St SW	12:00 PM	-
	SB mainline station at 148th St SW	5:30 AM	-
	SB mainline HOV at 148th St SW	5:45 AM	-
	NB mainline station at 140th St SW	-	1:45 PM
	NB mainline HOV at 140th St SW	12:00 PM	-
	SB mainline station at 140th St SW	5:30 AM	-
	SB mainline HOV at 140th St SW	5:45 AM	-
22 of 31	NB mainline station at 134th St SW	-	1:30 PM
	NB mainline HOV at 134th St SW	12:00 PM	-
	SB mainline station at 134th St SW	5:30 AM	-
	SB mainline HOV at 134th St SW	5:45 AM	-
	NB mainline station at 128th St SW-SB	-	1:30 PM
	NB exit to 128th St SW-SB	12:00 PM	-
	NB mainline HOV at 128th St SW-SB	12:00 PM	-
	SB ramp from 128th St SW-SB	11:15 AM	-
	SB ramp from 128th St SW-SB	5:15 AM	12:00 PM
	SB mainline HOV at 128th St SW-SB	5:45 AM	-
	SB HOV ramp from 128th St SW-SB	5:45 AM	-
	SB mainline station at 128th St SW-SB	5:30 AM	-
	NB mainline station at 122nd St SE	-	1:45 PM
	NB mainline HOV at 122nd St SE	12:00 PM	-
	SB mainline station at 122nd St SE	5:30 AM	-
	SB mainline HOV at 122nd St SE	5:45 AM	-
	NB mainline station at 118th St SE	-	1:45 PM
	NB mainline HOV at 118th St SE	12:00 PM	-
	SB mainline HOV at 118th St SE	5:45 AM	-
	SB mainline HOV at 118th St SE	5:45 AM	-
23 of 31	SB ramp from 112th St SE, SB	10:15 AM	12:00 PM
	SB ramp from 112th St SE, SB	10:15 AM	12:00 PM



	SB ramp from 112th St SE, SB	-	12:00 PM
	SB ramp from 112th St SE, SB	-	12:00 PM
	SB mainline station at 112th St SE, SB	5:30 AM	-
	SB mainline HOV at 112th St SE, SB	5:45 AM	-
	NB mainline station at 112th St SE, NB	-	1:45 PM
	NB mainline HOV at 112th St SE, NB	12:00 PM	-
	NB mainline station at 106th St SE, NB	-	1:45 PM
	NB mainline HOV at 106th St SE, NB	12:00 PM	-
	NB mainline HOV at 106th St SE, NB	12:00 PM	-
	SB mainline station at 106th St SE, SB	5:30 AM	-
	SB mainline HOV at 106th St SE, SB	5:45 AM	-
	NB mainline station at Everett Mall Way	12:00 PM	2:00 PM
	NB exit to Everett Mall Way	12:00 PM	-
	NB exit to Everett Mall Way	-	1:30 PM
	NB exit to Everett Mall Way	-	1:30 PM
	NB exit to Everett Mall Way	-	1:30 PM
	NB exit to Everett Mall Way	-	1:30 PM
	NB mainline HOV at Everett Mall Way	12:00 PM	-
	SB mainline station at Everett Mall Way	5:30 AM	-
	SB mainline HOV at Everett Mall Way	5:45 AM	-
	NB ramp from EvtMallWy/526-NB	-	2:15 PM
	NB ramp from EvtMallWy/526-NB	12:00 PM	1:15 PM
	NB ramp from SR 527-NB	-	12:00 PM
	NB mainline HOV at SR 527-NB	12:00 PM	-
	NB mainline station at SR 527-NB	12:00 PM	1:45 PM
	SB CD mainline at SR 526, SB	12:00 PM	-
	SB CD mainline at SR 526, SB	12:00 PM	-
	SB CD ramp from SR 526, SB	5:30 AM	-
	SB CD ramp from SR 526, SB	12:00 PM	-
	SB CD exit to SR 526, SB	4:30 AM	1:45 PM
	SB CD exit to SR 526, SB	12:00 PM	-
	SB CD HOV ramp from SR 526, SB	5:30 AM	-
	SB mainline station at SR 526, SB	5:30 AM	-
	SB mainline HOV at SR 526, SB	5:45 AM	-
	NB mainline station at 77th St SE	12:00 PM	1:45 PM
	NB mainline HOV at 77th St SE	12:00 PM	-
	SB mainline station at 77th St SE	5:15 AM	-
	SB exit to 77th St SE	4:30 AM	1:30 PM
	SB exit to 77th St SE	4:30 AM	1:30 PM
	SB exit to 77th St SE	4:45 AM	-
	SB exit to 77th St SE	4:45 AM	-
	SB mainline HOV at 77th St SE	5:30 AM	-
24 of 31	NB mainline station at 73rd St SE	-	1:45 PM
	NB mainline HOV at 73rd St SE	12:00 PM	-
	SB mainline station at 73rd St SE	5:15 AM	-
	SB mainline HOV at 73rd St SE	5:30 AM	-
	NB mainline station at Lexington Ave	-	1:45 PM

	NB mainline HOV at Lexington Ave	12:00 PM	-
	SB mainline station at Lexington Ave	5:15 AM	-
	SB mainline HOV at Lexington Ave	5:30 AM	-
	NB mainline station at Lincoln St	-	1:45 PM
	NB mainline HOV at Lincoln St	12:00 PM	-
	SB mainline station at Lincoln St	5:15 AM	-
	SB mainline HOV at Lincoln St	5:30 AM	-
25 of 31	NB mainline station at 49th St SE	-	1:45 PM
	NB mainline HOV at 49th St SE	12:00 PM	-
	SB mainline station at 49th St SE	5:15 AM	-
	SB mainline HOV at 49th St SE	5:30 AM	-
	SB ramp from Broadway-SB	11:45 AM	-
	SB ramp from Broadway-SB	12:00 PM	-
	SB mainline HOV at Broadway-SB	5:30 AM	-
	SB mainline station at Broadway-SB	5:15 AM	1:45 PM
	NB mainline station at 44th St SE, NB	12:00 PM	1:30 PM
	NB mainline HOV at 44th St SE, NB	12:00 PM	-
	NB HOV exit to 44th St SE, NB	12:00 PM	-
	SB HOV ramp from 44th St SE, NB	12:00 PM	9:00 PM
	SB ramp from 41st St-SB	11:45 AM	-
	SB ramp from 41st St-SB	11:45 AM	-
	SB mainline HOV at 41st St-SB	5:30 AM	-
	SB HOV ramp from 41st St-SB	5:30 AM	-
	SB mainline station at 41st St-SB	5:15 AM	1:45 PM
	NB ramp from 41st St-NB	12:00 PM	-
	NB ramp from 41st St-NB	11:45 AM	1:00 PM
	NB mainline HOV at 41st St-NB	12:00 PM	-
	NB HOV ramp from 41st St-NB	12:00 PM	-
	NB mainline station at 41st St-NB	12:00 PM	1:30 PM
	NB mainline station at 36th St	12:00 PM	1:45 PM
	NB mainline HOV at 36th St	12:00 PM	-
	SB mainline station at 36th St	5:15 AM	1:30 PM
	SB mainline HOV at 36th St	5:30 AM	-
	NB mainline station at Pacific Ave-SB	12:00 PM	1:45 PM
	NB exit to Pacific Ave-SB	-	12:30 PM
	NB mainline HOV at Pacific Ave-SB	12:00 PM	-
	SB ramp from Pacific Ave-SB	11:45 AM	-
	SB ramp from Pacific Ave-SB	12:00 PM	12:00 PM
	SB mainline HOV at Pacific Ave-SB	5:30 AM	-
	SB HOV ramp from Pacific Ave-SB	5:15 AM	-
26 of 31	SB mainline station at Pacific Ave-SB	5:00 AM	1:30 PM
	NB mainline station at US 2 Interchange	12:00 PM	1:45 PM
	NB exit to US 2 Interchange	12:00 PM	2:00 PM
	NB mainline HOV at US 2 Interchange	12:00 PM	2:00 PM
	SB ramp from US 2 Interchange	4:45 AM	1:30 PM
	SB mainline station at US 2 Interchange	5:15 AM	1:30 PM

	SB mainline HOV at US 2 Interchange	5:30 AM	-
	NB ramp from Everett Ave-NB	12:00 PM	-
	NB ramp from Everett Ave-NB	12:00 PM	-
	SB mainline station at Everett Ave-NB	5:15 AM	1:45 PM
	SB exit to Everett Ave-NB	-	12:30 PM
	SB exit to Everett Ave-NB	12:00 PM	-
	SB mainline HOV at Everett Ave-NB	5:30 AM	-
	NB mainline station at Everett Ave-NB	12:00 PM	1:45 PM
	NB ramp from US 2 - NB	-	12:00 PM
	NB mainline station at MarineView Dr-SB	12:00 PM	2:00 PM
	NB exit to MarineView Dr-SB	-	12:00 PM
	SB mainline HOV at MarineView Dr-SB	5:30 AM	-
	SB mainline station at MarineView Dr-SB	5:15 AM	1:30 PM
27 of 31	NB ramp from SR 529	12:00 PM	-
	NB mainline station at SR 529	12:00 PM	2:00 PM
	SB mainline station at SR 529	5:15 AM	1:30 PM
	SB exit to SR 529	-	12:00 PM
	NB mainline station at SR 528-SB	12:00 PM	-
	NB exit to SR 528-SB	12:00 PM	1:45 PM
	NB exit to SR 528-SB	12:00 PM	-
	SB ramp from SR 528-SB	-	1:30 PM
	SB ramp from SR 528-SB	-	1:15 PM
	SB mainline station at SR 528-SB	-	1:30 PM
	NB ramp from SR 528-NB	12:00 PM	-
	SB exit to SR 528-NB	12:00 PM	12:45 PM
	NB mainline station at 70th St NE	12:00 PM	-
	SB mainline station at 70th St NE	-	1:30 PM
	NB mainline station at 79th St NE	12:00 PM	-
	SB mainline station at 79th St NE	-	1:30 PM
28 of 31	NB mainline station at 88th St NE-SB	12:00 PM	-
	NB exit to 88th St NE-SB	12:00 PM	-
	NB exit to 88th St NE-SB	12:00 PM	12:00 PM
	SB ramp from 88th St NE-SB	12:00 PM	1:45 PM
	SB ramp from 88th St NE-SB	5:15 AM	1:30 PM
	SB mainline station at 88th St NE-SB	-	1:30 PM
	NB ramp from 88th St NE-NB	12:00 PM	-
	NB mainline station at 88th St NE-NB	12:00 PM	-
	SB mainline station at 88th St NE-NB	-	1:15 PM
	SB exit to 88th St NE-NB	12:00 PM	-
	NB mainline station at 98th St NE	12:00 PM	-
	SB mainline station at 98th St NE	-	1:15 PM
	NB mainline station at 105th St NE	12:00 PM	-
	SB mainline station at 105th St NE	-	1:15 PM
	NB mainline station at 116th St NE-SB	12:00 PM	-
	NB exit to 116th St NE-SB	12:00 PM	-
	SB mainline at 116th St NE-SB	-	1:15 PM

	SB mainline at 116th St NE-SB	-	1:15 PM
	SB mainline station at 116th St NE-SB	-	1:15 PM
	NB ramp from 116th St NE-NB	12:00 PM	-
	NB mainline station at 116th St NE-NB	12:00 PM	-
	SB mainline station at 116th St NE-NB	-	1:15 PM
	SB exit to 116th St NE-NB	12:00 PM	12:30 PM
29 of 31	NB mainline station at 127th St NE	12:00 PM	-
	SB mainline station at 127th St NE	-	1:15 PM
	NB mainline station at 136th St NE	12:00 PM	-
	SB mainline station at 136th St NE	-	1:15 PM
	NB mainline station at 144th St NE	12:00 PM	-
	SB mainline station at 144th St NE	-	1:15 PM
	NB mainline station at 152nd St NE	12:00 PM	-
	SB mainline station at 152nd St NE	-	1:15 PM
	NB mainline station at 160th St NE	12:00 PM	-
	SB mainline station at 160th St NE	-	1:15 PM
30 of 31	NB ramp from EB 172nd St-SB	12:00 PM	-
	NB mainline station at EB 172nd St-SB	12:00 PM	-
	NB exit to EB 172nd St-SB	12:00 PM	-
	NB exit to EB 172nd St-SB	12:00 PM	-
	SB ramp from EB 172nd St-SB	12:00 PM	1:00 PM
	SB HOV ramp from EB 172nd St-SB	11:00 AM	1:45 PM
	SB mainline station at EB 172nd St-SB	-	1:15 PM
	SB exit to WB 172nd St-SB	12:00 PM	-
	SB HOV ramp from WB 172nd St-SB	-	1:00 PM
	NB mainline station at 180th St NE	12:00 PM	-
	SB mainline station at 180th St NE	10:00 AM	1:00 PM
	NB mainline station at 189th PI NE	12:00 PM	-
	NB exit to 189th PI NE	11:45 AM	12:00 PM
	SB ramp from 189th PI NE	10:00 AM	12:00 PM
	SB mainline station at 189th PI NE	-	1:15 PM
	NB mainline station at 200th St NE	12:00 PM	-
	SB mainline station at 200th St NE	-	1:15 PM
31 of 31	NB mainline station at 204th St NE	12:00 PM	-
	SB mainline station at 204th St NE	-	1:15 PM
	NB mainline station at SR 530-SB	12:00 PM	-
	NB exit to SR 530-SB	12:00 PM	-
	SB ramp from SR 530-SB	-	1:00 PM
	SB mainline station at SR 530-SB	-	1:15 PM
	NB mainline station at SR 530-NB	12:00 PM	-
	SB mainline station at SR 530-NB	-	1:15 PM
	NB mainline station at Stillaguamish Rv	12:00 PM	-
	NB mainline station at 236th St NE	12:00 PM	-
	NB exit to 236th St NE	12:00 PM	-
	WB mainline station at 26th Ave S	12:00 PM	-
	EB mainline station at Weyerhaeuser-WB	-	2:00 PM

		WB mainline station at Weyerhaeuser-WB	12:00 PM	-
		WB exit to Weyerhaeuser-WB	-	1:45 PM
		WB exit to Weyerhaeuser-WB	-	1:45 PM
		EB mainline station at Weyerhaeuser-EB	-	2:00 PM
		EB mainline station at 42nd Ave S	-	2:00 PM
		EB mainline station at PeasleyCanyon Rd	-	2:00 PM
		EB exit to West Valley Hwy	5:30 AM	1:45 PM
		EB ramp from SR 167 I/C	12:00 PM	-
		EB ramp from SR 167 I/C	12:00 PM	-
		WB exit to SR 167 I/C	-	1:15 PM
		WB exit to SR 167 I/C	-	1:15 PM
		EB ramp from C St-WB	-	2:00 PM
		EB exit to C St-WB	11:45 AM	-
		EB exit to Auburn Way-EB	12:00 PM	-
		WB mainline station at SE 252nd St	12:00 PM	-
		WB mainline station at SE 240th St	12:00 PM	-
		EB ramp from SE 231st St-EB	5:45 AM	-
		EB mainline station at SE 231st St-EB	5:45 AM	-
		WB mainline station at SE 231st St-EB	12:00 PM	-
		EB mainline station at SE 221st St	5:45 AM	-
		WB mainline station at SE 221st St	12:00 PM	-
		EB mainline station at SR 169	5:45 AM	-
		WB mainline station at SR 169	12:00 PM	-
		EB mainline station at 236th Ave SE	5:45 AM	-
		WB mainline station at 236th Ave SE	12:00 PM	-
		EB mainline station at 244th Ave SE-WB	5:45 AM	12:00 PM
		WB mainline station at 244th Ave SE-WB	12:00 PM	-
		WB exit to 244th Ave SE-WB	12:00 PM	-
		EB ramp from 244th Ave SE-EB	5:45 AM	-
		EB mainline station at 244th Ave SE-EB	5:45 AM	-
		WB mainline station at 244th Ave SE-EB	12:00 PM	-
		EB mainline station at SE 202nd St	5:45 AM	-
		WB mainline station at SE 202nd St	12:00 PM	-
		EB mainline station at SE 196th St	5:45 AM	-
		WB mainline station at SE 196th St	12:00 PM	-
		EB mainline station at Isq-Hobart Rd	-	12:00 PM
		EB exit to Isq-Hobart Rd	5:30 AM	-
		WB mainline station at Isq-Hobart Rd	12:00 PM	-
		WB exit to Isq-Hobart Rd	12:00 PM	-
I-90	1 of 11	WB ramp from 4th Ave S-EB	5:15 AM	12:00 PM
		WB ramp from 4th Ave S-EB	5:15 AM	12:00 PM
		EB exit to S Norman St	12:00 PM	6:45 PM
	2 of 11	WB HOV ramp from SB Rainier-EB	11:00 AM	12:00 PM
		WB exit to 23rd Ave S, WB	12:00 PM	-
	3 of 11	WB ramp from 76th Ave SE-WB	11:15 AM	12:00 PM
	4 of 11	EB ramp from Isl Crest Way-EB	11:45 AM	2:15 PM

	WB exit to Isl Crest Way-EB	11:30 AM	1:30 PM
	WB HOV exit to E Mercer Way-WB	-	1:15 PM
5 of 11	EB HOV exit to 108th Ave SE	12:00 PM	-
	WB ramp from Bellevue Way-WB	12:00 PM	-
	WB ramp from Bellevue Way-WB	12:00 PM	-
	EB CD exit to 118th Ave SE	12:00 PM	2:00 PM
	EB CD exit to 118th Ave SE	12:00 PM	2:00 PM
	WB CD mainline at 118th Ave SE	12:00 PM	-
	WB CD mainline at 118th Ave SE	12:00 PM	-
	WB CD mainline at 118th Ave SE	-	1:15 PM
	WB CD mainline at 118th Ave SE	-	1:15 PM
	WB CD exit to 118th Ave SE	-	12:00 PM
	EB ramp from Richards Rd-WB	12:00 PM	-
	EB ramp from Richards Rd-WB	12:00 PM	-
	WB ramp from Richards Rd-WB	12:00 PM	-
	WB exit to Richards Rd-WB	-	1:45 PM
	WB exit to Richards Rd-WB	-	1:45 PM
	WB exit to Richards Rd-WB	-	12:15 PM
	WB exit to Richards Rd-WB	-	12:15 PM
6 of 11	EB mainline HOV at 140th Ave SE	12:00 PM	-
	EB HOV ramp from 140th Ave SE	12:00 PM	-
	EB CD mainline at Eastgate-WB	-	12:00 PM
	EB CD mainline at Eastgate-WB	-	12:00 PM
	EB CD ramp from Eastgate-WB	12:00 PM	-
	WB CD ramp from Eastgate-WB	-	12:00 PM
	WB CD ramp from Eastgate-WB	12:00 PM	-
	EB mainline station at Eastgate-WB	12:00 PM	-
	EB mainline HOV at Eastgate-WB	12:00 PM	-
	WB ramp from Eastgate-WB	12:00 PM	-
	WB ramp from Eastgate-WB	11:45 AM	12:00 PM
	WB ramp from Eastgate-WB	11:45 AM	12:00 PM
	WB ramp from Eastgate-WB	12:00 PM	-
	WB ramp from Eastgate-WB	12:00 PM	-
	WB mainline at Eastgate-WB	11:45 AM	-
	WB mainline station at Eastgate-WB	-	12:00 PM
	EB CD exit to Eastgate-EB	-	12:00 PM
	EB ramp from Eastgate-EB	12:00 PM	-
	EB ramp from Eastgate-EB	12:00 PM	-
	EB ramp from Eastgate-EB	12:00 PM	-
	EB ramp from Eastgate-EB	12:00 PM	-
	EB ramp from Eastgate-EB	12:00 PM	-
	EB mainline HOV at Eastgate-EB	12:00 PM	-
	EB mainline station at Eastgate-EB	12:00 PM	-
	WB CD exit to 161st Ave SE	-	12:45 PM
	WB mainline station at 161st Ave SE	-	12:00 PM
	EB mainline station at 163rd Ave SE	12:00 PM	-

		EB mainline HOV at 163rd Ave SE	12:00 PM	-
		WB mainline station at 163rd Ave SE	-	12:00 PM
		WB exit to 163rd Ave SE	-	12:00 PM
		WB exit to 163rd Ave SE	-	12:00 PM
	7 of 11	EB mainline station at 169th Ave SE	12:00 PM	-
		EB mainline HOV at 169th Ave SE	12:00 PM	-
		WB mainline station at 169th Ave SE	-	12:00 PM
		EB mainline station at W Lk Sam Pkwy-WB	12:00 PM	-
		EB exit to W Lk Sam Pkwy-WB	12:00 PM	-
		EB mainline HOV at W Lk Sam Pkwy-WB	12:00 PM	-
		WB ramp from W Lk Sam Pkwy-WB	-	1:00 PM
		WB ramp from W Lk Sam Pkwy-WB	-	12:00 PM
		WB mainline station at W Lk Sam Pkwy-WB	-	12:00 PM
		EB mainline station at 182nd Ave SE	12:00 PM	-
		EB mainline HOV at 182nd Ave SE	12:00 PM	-
		EB mainline station at 193rd PI SE	12:00 PM	-
		EB mainline HOV at 193rd PI SE	12:00 PM	-
	8 of 11	EB mainline station at 200th Ave SE	12:00 PM	-
		EB mainline station at SR 900-WB	12:00 PM	-
		EB exit to SR 900-WB	12:00 PM	-
		WB ramp from SR 900-WB	12:00 PM	-
		WB ramp from SR 900-WB	-	12:30 PM
		WB ramp from SR 900-WB	10:45 AM	12:00 PM
		WB exit to SR 900-WB	12:00 PM	12:00 PM
		EB mainline station at 217th Ave SE	12:00 PM	-
		EB mainline station at Front St-WB	12:00 PM	-
		EB exit to Front St-WB	12:00 PM	-
		WB ramp from Front St-WB	10:15 AM	-
		WB exit to Front St-WB	-	12:00 PM
		WB HOV ramp from Front St-WB	-	12:00 PM
		EB ramp from 232nd Ave SE	12:00 PM	-
		EB mainline station at 232nd Ave SE	12:00 PM	-
		EB ramp from Sunset Way-WB	12:00 PM	-
		EB mainline station at Sunset Way-WB	12:00 PM	-
		EB exit to Sunset Way-WB	12:00 PM	-
	9 of 11	EB mainline station at 246th Ave SE, EB	12:00 PM	-
		EB mainline station at 256th Ave SE	12:00 PM	-
		EB mainline station at 330th Ave SE	12:00 PM	-
SR 99	1 of 5	SB exit to Pacific Hwy-NB	12:00 PM	-
		NB ramp from S 102nd St	11:15 AM	-
		NB exit to S 102nd St	5:45 AM	1:45 PM
		NB exit to S 102nd St	-	1:45 PM
	2 of 5	NB CD ramp from DesMoinesDr-SB	11:45 AM	-
		NB CD exit to DesMoinesDr-SB	-	1:15 PM
		SB CD mainline at DesMoinesDr-SB	12:00 PM	-
		SB CD mainline at DesMoinesDr-SB	12:00 PM	-

		SB CD ramp from DesMoinesDr-SB	11:45 AM	-
		SB CD exit to DesMoinesDr-SB	-	12:00 PM
		NB exit to DesMoinesDr-SB	-	1:30 PM
		NB exit to DesMoinesDr-SB	-	1:30 PM
		NB CD mainline at DesMoinesDr-NB	11:15 AM	-
		NB CD mainline at DesMoinesDr-NB	11:15 AM	-
		NB CD ramp from DesMoinesDr-NB	11:30 AM	-
		SB CD mainline at DesMoinesDr-NB	-	1:45 PM
		SB CD mainline at DesMoinesDr-NB	-	1:45 PM
		SB CD ramp from DesMoinesDr-NB	12:00 PM	-
		SB CD exit to DesMoinesDr-NB	11:45 AM	-
		NB ramp from S Cloverdale St	12:00 PM	-
		SB ramp from S Kenyon St	12:00 PM	-
	4 of 5	NB ramp from RoyalBrougham-NB	1:45 AM	9:15 PM
		SB ramp from RoyalBrougham-NB	12:00 PM	-
		SB exit to RoyalBrougham-NB	-	1:45 PM
	5 of 5	NB ramp from North Portal	12:00 PM	-
		SB ramp from North Portal	-	2:15 PM
SR 167	1 of 6	NB mainline station at Pierce Co Line	4:30 AM	1:15 PM
		SB mainline station at Pierce Co Line	12:00 PM	1:30 PM
		NB mainline station at S 376th St	4:30 AM	1:15 PM
		SB mainline station at S 376th St	12:00 PM	1:30 PM
		NB mainline station at Ellingson Rd-SB	4:30 AM	12:45 PM
		NB exit to Ellingson Rd-SB	5:15 AM	1:30 PM
		SB ramp from Ellingson Rd-SB	-	2:15 PM
		SB mainline HOV at Ellingson Rd-SB	12:00 PM	2:00 PM
		SB HOV ramp from Ellingson Rd-SB	12:00 PM	-
		SB mainline station at Ellingson Rd-SB	12:00 PM	12:30 PM
		NB ramp from Ellingson Rd-NB	5:15 AM	2:15 PM
		NB HOV ramp from Ellingson Rd-NB	5:00 AM	1:30 PM
		SB mainline station at Ellingson Rd-NB	12:00 PM	12:30 PM
		SB exit to Ellingson Rd-NB	12:00 PM	-
		SB mainline HOV at Ellingson Rd-NB	12:00 PM	2:00 PM
		NB mainline station at Ellingson Rd-NB	4:30 AM	12:45 PM
	2 of 5	NB mainline station at S 360th St	4:30 AM	1:30 PM
		SB mainline station at S 360th St	12:00 PM	1:15 PM
		SB mainline HOV at S 360th St	12:00 PM	2:15 PM
		NB mainline station at S 351st St	4:30 AM	1:30 PM
		SB mainline station at S 351st St	12:00 PM	1:15 PM
		SB mainline HOV at S 351st St	12:00 PM	-
		NB mainline station at 15th St SW-SB	4:30 AM	1:30 PM
		NB exit to 15th St SW-SB	11:30 AM	12:00 PM
		SB ramp from 15th St SW-SB	12:00 PM	12:30 PM
		SB ramp from 15th St SW-SB	12:00 PM	1:00 PM
		SB exit to 15th St SW-SB	12:00 PM	-
		SB mainline HOV at 15th St SW-SB	12:00 PM	-



	SB HOV ramp from 15th St SW-SB	12:00 PM	1:30 PM
	SB HOV ramp from 15th St SW-SB	12:00 PM	1:30 PM
	SB mainline station at 15th St SW-SB	12:00 PM	1:15 PM
	NB ramp from SR 18 I/C	12:00 PM	-
	NB mainline station at SR 18 I/C	4:30 AM	1:00 PM
	NB mainline HOV at SR 18 I/C	4:30 AM	12:45 PM
	SB mainline station at SR 18 I/C	12:00 PM	1:30 PM
	SB exit to SR 18 I/C	12:00 PM	-
	SB exit to SR 18 I/C	12:00 PM	-
	SB mainline HOV at SR 18 I/C	12:00 PM	2:15 PM
	NB ramp from W Main St	5:00 AM	-
	NB ramp from W Main St	5:00 AM	-
	NB mainline station at W Main St	4:45 AM	1:45 PM
	NB mainline HOV at W Main St	4:30 AM	12:45 PM
	NB mainline station at 10th St NW	5:00 AM	1:45 PM
	NB mainline HOV at 10th St NW	4:45 AM	1:30 PM
	SB mainline station at 10th St NW	12:00 PM	2:15 PM
	SB mainline HOV at 10th St NW	12:00 PM	2:15 PM
	SB ramp from 15th St NW-SB	12:00 PM	-
	SB ramp from 15th St NW-SB	12:00 PM	12:00 PM
	SB HOV ramp from 15th St NW-SB	12:00 PM	-
	NB ramp from 15th St NW-NB	12:00 PM	-
	NB exit to 15th St NW-NB	11:45 AM	2:15 PM
	NB mainline HOV at 15th St NW-NB	4:45 AM	1:30 PM
	NB HOV ramp from 15th St NW-NB	5:45 AM	-
	SB mainline station at 15th St NW-NB	12:00 PM	2:00 PM
	SB exit to 15th St NW-NB	12:00 PM	-
	SB mainline HOV at 15th St NW-NB	12:00 PM	-
	NB mainline station at 15th St NW-NB	5:00 AM	1:45 PM
3 of 5	NB mainline station at Emerald Downs	5:00 AM	1:30 PM
	NB mainline HOV at Emerald Downs	4:45 AM	1:45 PM
	SB mainline station at Emerald Downs	12:00 PM	2:00 PM
	SB mainline HOV at Emerald Downs	12:00 PM	-
	NB mainline station at 34th St NW	5:00 AM	1:45 PM
	NB mainline HOV at 34th St NW	4:45 AM	1:15 PM
	SB mainline station at 34th St NW	12:00 PM	1:45 PM
	SB mainline HOV at 34th St NW	12:00 PM	-
	NB mainline station at 43rd St NW	5:00 AM	1:45 PM
	NB mainline HOV at 43rd St NW	4:45 AM	1:15 PM
	SB mainline station at 43rd St NW	12:00 PM	1:30 PM
	SB mainline HOV at 43rd St NW	12:00 PM	-
	SB ramp from S 277th St-SB	-	1:00 PM
	SB exit to S 277th St-SB	12:00 PM	-
	SB mainline HOV at S 277th St-SB	12:00 PM	-
	SB HOV ramp from S 277th St-SB	12:00 PM	-
	SB mainline station at S 277th St-SB	12:00 PM	1:30 PM
	NB exit to S 277th St-NB	12:00 PM	-

	NB mainline HOV at S 277th St-NB	4:45 AM	1:15 PM
	NB HOV ramp from S 277th St-NB	-	1:00 PM
	NB mainline station at S 277th St-NB	5:00 AM	1:15 PM
	NB mainline station at S 269th St	5:15 AM	1:15 PM
	NB mainline HOV at S 269th St	4:45 AM	1:15 PM
	SB mainline station at S 269th St	12:00 PM	1:30 PM
	SB mainline HOV at S 269th St	12:00 PM	-
	NB mainline station at S 260th St	5:15 AM	1:15 PM
4 of 5	NB mainline HOV at S 260th St	4:45 AM	1:15 PM
	SB mainline station at S 260th St	12:00 PM	1:30 PM
	SB mainline HOV at S 260th St	12:00 PM	-
	SB ramp from SR 516-SB	-	7:15 PM
	SB ramp from SR 516-SB	11:15 AM	12:00 PM
	SB mainline HOV at SR 516-SB	12:00 PM	-
	SB HOV ramp from SR 516-SB	12:00 PM	-
	SB mainline station at SR 516-SB	12:00 PM	1:30 PM
	NB mainline HOV at SR 516-NB	4:45 AM	1:45 PM
	NB HOV ramp from SR 516-NB	-	1:15 PM
	NB mainline station at SR 516-NB	5:15 AM	1:15 PM
	NB mainline station at W James St	5:45 AM	1:15 PM
	NB mainline HOV at W James St	4:45 AM	1:45 PM
	SB mainline station at W James St	12:00 PM	1:45 PM
	SB mainline HOV at W James St	12:00 PM	-
	NB mainline station at 4th Ave N	5:45 AM	1:30 PM
	NB mainline HOV at 4th Ave N	4:45 AM	1:45 PM
	SB mainline station at 4th Ave N	12:00 PM	1:45 PM
	SB mainline HOV at 4th Ave N	12:00 PM	-
	NB exit to 84th Ave S-SB	-	1:15 PM
	SB ramp from 84th Ave S-SB	12:00 PM	-
	SB mainline HOV at 84th Ave S-SB	12:00 PM	-
	SB mainline station at 84th Ave S-SB	12:00 PM	1:30 PM
	NB ramp from 84th Ave S-NB	11:45 AM	-
	NB mainline HOV at 84th Ave S-NB	4:45 AM	1:45 PM
	NB HOV ramp from 84th Ave S-NB	-	12:45 PM
	SB exit to 84th Ave S-NB	12:00 PM	7:00 PM
	NB mainline station at 84th Ave S-NB	5:30 AM	-
5 of 6	NB mainline station at S 222nd St	5:30 AM	-
	NB mainline HOV at S 222nd St	4:45 AM	1:45 PM
	SB mainline station at S 222nd St	12:00 PM	1:45 PM
	SB mainline HOV at S 222nd St	12:00 PM	-
	SB ramp from S 212th St-SB	-	2:15 PM
	SB mainline HOV at S 212th St-SB	12:00 PM	-
	SB HOV ramp from S 212th St-SB	12:00 PM	-
	SB mainline station at S 212th St-SB	12:00 PM	1:30 PM
	NB ramp from S 212th St-NB	12:00 PM	-
	NB mainline HOV at S 212th St-NB	4:45 AM	-

		NB mainline station at S 212th St-NB	5:30 AM	1:45 PM
		NB mainline station at S 204th St	5:30 AM	-
		NB mainline HOV at S 204th St	4:45 AM	-
		SB mainline station at S 204th St	12:00 PM	1:30 PM
		SB mainline HOV at S 204th St	12:00 PM	-
		NB mainline station at S 196th St	5:30 AM	-
		NB mainline HOV at S 196th St	4:45 AM	-
		SB mainline station at S 196th St	12:00 PM	1:30 PM
		SB mainline HOV at S 196th St	12:00 PM	-
	5 of 6	NB mainline station at S 188th St	5:30 AM	-
		NB mainline HOV at S 188th St	4:45 AM	-
		SB mainline station at S 188th St	12:00 PM	1:30 PM
		SB mainline HOV at S 188th St	12:00 PM	-
		SB ramp from SW 41st St-SB	11:15 AM	-
		SB exit to SW 41st St-SB	-	12:00 PM
		SB mainline HOV at SW 41st St-SB	12:00 PM	-
		SB HOV ramp from SW 41st St-SB	12:00 PM	-
		SB mainline station at SW 41st St-SB	12:00 PM	1:30 PM
		NB ramp from S 180th St-NB	11:45 AM	-
		NB mainline HOV at S 180th St-NB	4:45 AM	-
		NB HOV ramp from S 180th St-NB	11:30 AM	12:00 PM
		NB mainline station at S 180th St-NB	5:15 AM	-
		NB mainline station at S 33rd St	5:15 AM	-
		NB mainline HOV at S 33rd St	4:45 AM	1:45 PM
		SB mainline station at S 33rd St	-	1:30 PM
		SB mainline HOV at S 33rd St	12:00 PM	-
		NB mainline station at S 24th St	5:15 AM	-
		SB mainline station at S 24th St	12:00 PM	1:45 PM
		SB mainline HOV at S 24th St	12:00 PM	-
		NB mainline station at I-405 I/C	5:15 AM	-
		NB exit to I-405 I/C	5:15 AM	-
		NB HOV exit to I-405 I/C	5:45 AM	-
		SB ramp from I-405 I/C	12:00 PM	6:45 PM
		SB mainline station at I-405 I/C	12:00 PM	2:00 PM
		SB HOV ramp from I-405 I/C	12:00 PM	7:15 PM
I-405	1 of 16	NB mainline at I-5 Interchange	12:00 PM	-
		NB ramp from I-5 Interchange	5:15 AM	2:00 PM
		NB ramp from I-5 Interchange	5:15 AM	2:00 PM
		NB HOV ramp from I-5 Interchange	12:00 PM	-
		NB HOV ramp from I-5 Interchange	12:00 PM	-
		SB mainline station at I-5 Interchange	-	2:00 PM
		SB mainline station at I-5 Interchange	-	2:00 PM
		SB exit to I-5 Interchange	11:30 AM	-
		SB exit to I-5 Interchange	5:15 AM	12:00 PM
		SB exit to I-5 Interchange	5:15 AM	12:00 PM
		SB HOV exit to I-5 Interchange	5:45 AM	-

	SB HOV exit to I-5 Interchange	5:45 AM	-
	NB ramp from Andover Park W	12:00 PM	-
	NB mainline station at Andover Park W	-	1:45 PM
	NB mainline HOV at Andover Park W	12:00 PM	-
	SB mainline station at Andover Park W	-	1:30 PM
	SB ramp from Interurban-SB	12:00 PM	-
	SB ramp from Interurban-SB	12:00 PM	-
	SB exit to Interurban-SB	-	12:00 PM
	SB mainline station at Interurban-SB	-	1:15 PM
	NB ramp from W Valley Hwy-NB	12:00 PM	-
	NB ramp from W Valley Hwy-NB	12:00 PM	-
	NB exit to W Valley Hwy-NB	-	2:00 PM
	NB mainline HOV at W Valley Hwy-NB	12:00 PM	-
	NB mainline station at W Valley Hwy-NB	12:00 PM	1:45 PM
	NB mainline station at Longacres Dr SW	12:00 PM	2:15 PM
	NB mainline HOV at Longacres Dr SW	12:00 PM	-
	SB mainline station at Longacres Dr SW	-	1:15 PM
2 of 16	NB mainline station at Powell Ave SW	12:00 PM	2:15 PM
	NB mainline HOV at Powell Ave SW	12:00 PM	-
	SB mainline station at Powell Ave SW	-	1:15 PM
	NB CD ramp from Rainier Ave-SB	12:00 PM	-
	NB CD exit to Rainier Ave-SB	12:00 PM	6:45 PM
	NB mainline station at Rainier Ave-SB	12:00 PM	2:00 PM
	NB mainline HOV at Rainier Ave-SB	12:00 PM	-
	SB ramp from Rainier Ave-SB	5:15 AM	-
	SB ramp from Rainier Ave-SB	-	2:00 PM
	SB ramp from Rainier Ave-SB	12:00 PM	1:00 PM
	SB exit to Rainier Ave-SB	-	12:00 PM
	SB exit to Rainier Ave-SB	11:45 AM	1:15 PM
	SB mainline HOV at Rainier Ave-SB	-	1:45 PM
	SB HOV ramp from Rainier Ave-SB	-	2:15 PM
	SB mainline station at Rainier Ave-SB	-	1:15 PM
	NB ramp from NB SR 167-NB	12:00 PM	-
	NB ramp from NB SR 167-NB	12:00 PM	-
	NB ramp from NB SR 167-NB	4:30 AM	12:00 PM
	NB ramp from NB SR 167-NB	5:15 AM	-
	NB HOV ramp from NB SR 167-NB	5:45 AM	-
	SB mainline station at NB SR 167-NB	-	1:45 PM
	SB mainline HOV at NB SR 167-NB	-	1:45 PM
	SB HOV exit to NB SR 167-NB	12:00 PM	7:15 PM
	NB mainline station at NB SR 167-NB	12:00 PM	-
	NB ramp from Talbot Rd-NB	5:15 AM	1:00 PM
	NB ramp from Talbot Rd-NB	5:30 AM	-
	NB mainline HOV at Talbot Rd-NB	5:45 AM	-
	SB mainline station at Talbot Rd-NB	-	1:45 PM
	NB mainline station at Talbot Rd-NB	12:00 PM	-

3 of 16	NB mainline station at S 5th St	12:00 PM	-
	NB mainline HOV at S 5th St	5:45 AM	-
	SB mainline station at S 5th St	-	1:45 PM
	SB exit to S 5th St	12:00 PM	-
	NB mainline station at SR 169-SB	12:00 PM	-
	NB exit to SR 169-SB	12:00 PM	-
	NB mainline HOV at SR 169-SB	5:45 AM	-
	SB ramp from SR 169-SB	-	2:00 PM
	SB ramp from SR 169-SB	-	1:45 PM
	SB mainline station at SR 169-SB	-	1:30 PM
	NB ramp from SR 169-NB	5:45 AM	12:00 PM
	NB mainline HOV at SR 169-NB	5:45 AM	-
	NB mainline station at SR 169-NB	12:00 PM	-
	NB ramp from Sunset Blvd-NB	-	2:15 PM
	NB mainline HOV at Sunset Blvd-NB	5:45 AM	-
	SB mainline station at Sunset Blvd-NB	-	1:30 PM
	SB exit to Sunset Blvd-NB	12:00 PM	-
	SB mainline HOV at Sunset Blvd-NB	12:00 PM	-
	NB mainline station at Sunset Blvd-NB	5:15 AM	-
	SB ramp from NE Park Dr-SB	-	1:45 PM
	SB exit to NE Park Dr-SB	-	1:45 PM
	SB exit to NE Park Dr-SB	12:00 PM	7:30 PM
	SB mainline HOV at NE Park Dr-SB	12:00 PM	-
	SB HOV ramp from NE Park Dr-SB	-	2:00 PM
	NB ramp from NE Park Dr-NB	-	2:00 PM
	NB exit to NE Park Dr-NB	12:00 PM	-
	NB mainline HOV at NE Park Dr-NB	5:45 AM	-
	NB HOV ramp from NE Park Dr-NB	-	2:00 PM
	NB mainline station at NE Park Dr-NB	5:15 AM	-
	NB mainline station at NE 24th St	12:00 PM	-
	NB mainline HOV at NE 24th St	5:45 AM	-
SB mainline station at NE 24th St	-	12:00 PM	
SB mainline HOV at NE 24th St	12:00 PM	7:15 PM	
4 of 16	SB exit to NE 30th St-SB	12:00 PM	-
	SB mainline HOV at NE 30th St-SB	12:00 PM	7:15 PM
	SB mainline station at NE 30th St-SB	-	12:00 PM
	NB ramp from NE 30th St-NB	-	2:15 PM
	NB exit to NE 30th St-NB	12:00 PM	-
	NB mainline HOV at NE 30th St-NB	5:45 AM	-
	NB mainline station at NE 30th St-NB	5:30 AM	-
	NB mainline station at NE 37th St	5:30 AM	-
	SB mainline station at NE 37th St	-	12:00 PM
	SB mainline HOV at NE 37th St	12:00 PM	-
	SB exit to NE 44th St-SB	12:00 PM	-
	SB mainline HOV at NE 44th St-SB	12:00 PM	-
	SB mainline station at NE 44th St-SB	-	12:00 PM
	NB exit to NE 44th St-NB	12:00 PM	-

	NB mainline station at NE 44th St-NB	5:30 AM	-
	NB mainline station at SE 71st St	5:30 AM	-
	SB mainline station at SE 71st St	-	12:00 PM
	SB mainline HOV at SE 71st St	12:00 PM	-
	NB mainline station at SE 64th St	5:30 AM	-
	SB mainline station at SE 64th St	-	12:00 PM
	SB mainline HOV at SE 64th St	12:00 PM	-
5 of 16	NB mainline station at SE 59th St	5:30 AM	-
	SB mainline station at SE 59th St	-	12:00 PM
	SB mainline HOV at SE 59th St	12:00 PM	-
	NB exit to 112th Ave SE-SB	12:00 PM	-
	SB mainline HOV at 112th Ave SE-SB	12:00 PM	-
	SB mainline station at 112th Ave SE-SB	-	12:00 PM
	NB ramp from 112th Ave SE-NB	-	12:30 PM
	NB ramp from 112th Ave SE-NB	-	12:00 PM
	SB exit to 112th Ave SE-NB	12:00 PM	-
	NB mainline station at 112th Ave SE-NB	5:30 AM	-
	SB mainline station at SE 47th St	11:30 AM	12:00 PM
	SB mainline HOV at SE 47th St	12:00 PM	-
	SB ramp from Coal Crk Pkwy-SB	12:00 PM	-
	SB mainline HOV at Coal Crk Pkwy-SB	12:00 PM	-
	SB mainline station at Coal Crk Pkwy-SB	-	12:00 PM
	NB ramp from Coal Crk Pkwy,NB	-	12:00 PM
	SB exit to Coal Crk Pkwy,NB	11:45 AM	7:15 PM
	SB exit to Coal Crk Pkwy,NB	12:00 PM	6:45 PM
	SB exit to Coal Crk Pkwy,NB	11:45 AM	7:30 PM
6 of 16	NB mainline station at SE 39th St	-	2:00 PM
	SB mainline station at SE 39th St	11:45 AM	12:00 PM
	SB mainline HOV at SE 39th St	12:00 PM	-
	NB mainline station at I-90 Interchange	-	2:15 PM
	SB mainline station at I-90 Interchange	11:45 AM	12:00 PM
	SB mainline HOV at I-90 Interchange	12:00 PM	-
	NB mainline station at SE 24th St	-	2:15 PM
	SB mainline station at SE 24th St	12:00 PM	12:00 PM
	SB mainline HOV at SE 24th St	12:00 PM	-
	NB mainline station at SE 17th St, NB	-	2:00 PM
	SB mainline station at SE 17th St, SB	12:00 PM	12:00 PM
	SB mainline HOV at SE 17th St, SB	12:00 PM	-
7 of 16	SB ramp from SE 8th St-SB	11:30 AM	-
	SB ramp from SE 8th St-SB	12:00 PM	-
	SB mainline HOV at SE 8th St-SB	12:00 PM	-
	SB HOV ramp from SE 8th St-SB	12:00 PM	-
	SB mainline station at SE 8th St-SB	12:00 PM	12:15 PM
	NB exit to SE 8th St-NB	-	1:00 PM
	NB exit to SE 8th St-NB	-	12:00 PM
	SB exit to SE 8th St-NB	-	2:15 PM

	NB mainline station at SE 8th St-NB	-	2:15 PM
8 of 16	SB CD mainline at NE 4th/8th-SB	10:15 AM	-
	SB CD mainline at NE 4th/8th-SB	10:15 AM	-
	SB CD ramp from NE 4th/8th-SB	12:00 PM	12:00 PM
	SB CD exit to NE 4th/8th-SB	10:45 AM	12:00 PM
	SB CD exit to NE 4th/8th-SB	-	12:00 PM
	SB CD exit to NE 4th/8th-SB	10:15 AM	-
	SB ramp from NE 4th/8th-SB	12:00 PM	8:15 PM
	SB ramp from NE 4th/8th-SB	12:00 PM	8:15 PM
	SB ramp from NE 4th/8th-SB	12:00 PM	12:15 PM
	SB ramp from NE 4th/8th-SB	12:00 PM	12:15 PM
	SB ramp from NE 4th/8th-SB	11:45 AM	7:45 PM
	SB exit to NE 4th/8th-SB	-	12:00 PM
	SB HOV ramp from NE 4th/8th-SB	12:00 PM	-
	SB mainline at NE 4th/8th-SB	12:00 PM	7:45 PM
	SB mainline at NE 4th/8th-SB	12:00 PM	12:00 PM
	SB mainline station at NE 4th/8th-SB	-	12:15 PM
	NB ramp from NE 4th St-NB	12:00 PM	-
	NB exit to NE 4th St-NB	-	12:00 PM
	NB exit to NE 4th St-NB	-	12:00 PM
	NB exit to NE 4th St-NB	-	12:00 PM
	NB HOV ramp from NE 4th St-NB	12:00 PM	6:45 PM
	NB HOV exit to NE 4th St-NB	-	12:00 PM
	SB HOV ramp from NE 4th St-NB	12:00 PM	-
	NB mainline station at NE 4th St-NB	-	2:15 PM
	NB CD mainline at NE 9th St	-	12:00 PM
	NB CD ramp from NE 9th St	12:00 PM	-
	NB CD ramp from NE 9th St	12:00 PM	-
	NB CD exit to NE 9th St	-	12:00 PM
	NB CD exit to NE 9th St	-	12:00 PM
	NB HOV ramp from NE 9th St	12:00 PM	-
	NB mainline station HOV at NE 9th St	12:00 PM	-
	SB mainline station at NE 9th St	-	1:15 PM
	NB CD mainline at NE 9th St	12:00 PM	6:45 PM
	NB mainline station at NE 14th St	12:00 PM	-
	NB mainline station HOV at NE 14th St	12:00 PM	-
	SB mainline station at NE 14th St	-	12:00 PM
	NB mainline at NE 8th St-NB	12:00 PM	-
	NB mainline at NE 8th St-NB	12:00 PM	-
	NB ramp from NE 8th St-NB	11:45 AM	-
	NB ramp from NE 8th St-NB	12:00 PM	1:45 PM
	NB HOV ramp from NE 8th St-NB	12:00 PM	-
	NB mainline station HOV at NE 8th St-NB	12:00 PM	-
	NB mainline station at NE 8th St-NB	12:00 PM	-
9 of 16	SB mainline station at SR 520, SB	-	12:00 PM
	NB ramp from NE 28th St	12:00 PM	7:00 PM

	NB ramp from NE 28th St	12:00 PM	7:00 PM
	NB ramp from NE 28th St	12:00 PM	-
	NB ramp from NE 28th St	12:00 PM	-
	NB mainline station at NE 28th St	12:00 PM	-
	NB mainline station HOV at NE 28th St	12:00 PM	-
	SB mainline station at NE 28th St	-	12:15 PM
	SB exit to NE 28th St	-	12:00 PM
	SB exit to NE 28th St	-	12:00 PM
	NB mainline station at NE 37th St	12:00 PM	2:00 PM
	NB mainline station HOV at NE 37th St	12:00 PM	-
	SB mainline station at NE 37th St	-	12:00 PM
	NB mainline station at NE 46th St	12:00 PM	2:00 PM
	NB mainline station HOV at NE 46th St	12:00 PM	-
	SB mainline station at NE 46th St	-	12:00 PM
10 of 16	NB mainline station at NE 57th St	12:00 PM	1:45 PM
	NB mainline station HOV at NE 57th St	12:00 PM	-
	SB mainline station at NE 57th St	-	12:00 PM
	NB mainline station at NE 70th PI-SB	12:00 PM	1:45 PM
	NB exit to NE 70th PI-SB	10:45 AM	1:45 PM
	NB exit to NE 70th PI-SB	4:45 AM	-
	NB mainline station HOV at NE 70th PI-SB	12:00 PM	-
	SB ramp from NE 70th PI-SB	11:45 AM	12:00 PM
	SB mainline station at NE 70th PI-SB	-	12:00 PM
	NB ramp from NE 70th PI-NB	12:00 PM	-
	NB HOV ramp from NE 70th PI-NB	12:00 PM	-
	NB mainline station HOV at NE 70th PI-NB	12:00 PM	-
	SB mainline station at NE 70th PI-NB	-	12:00 PM
	NB mainline station at NE 70th PI-NB	12:00 PM	1:45 PM
11 of 16	NB CD mainline at NE 85th St-SB	11:45 AM	12:00 PM
	NB CD exit to NE 85th St-SB	12:00 PM	12:00 PM
	SB CD mainline at NE 85th St-SB	12:00 PM	12:15 PM
	SB CD ramp from NE 85th St-SB	11:45 AM	-
	SB CD HOV ramp from NE 85th St-SB	-	1:00 PM
	NB mainline station at NE 85th St-SB	12:00 PM	1:45 PM
	NB mainline station HOV at NE 85th St-SB	12:00 PM	-
	SB mainline station at NE 85th St-SB	-	12:00 PM
	NB CD mainline at NE 85th St-NB	11:45 AM	2:15 PM
	NB CD ramp from NE 85th St-NB	12:00 PM	7:30 PM
	NB CD HOV ramp from NE 85th St-NB	12:00 PM	-
	SB CD exit to NE 85th St-NB	11:30 AM	-
	NB mainline station HOV at NE 85th St-NB	12:00 PM	-
	SB mainline station at NE 85th St-NB	-	12:00 PM
	NB mainline station at NE 85th St-NB	12:00 PM	1:45 PM
	NB mainline station at NE 97th St	12:00 PM	1:45 PM
	NB mainline station HOV at NE 97th St	12:00 PM	-
	SB mainline station at NE 97th St	-	12:00 PM



	NB mainline station at NE 106th St	12:00 PM	1:45 PM
	NB mainline station HOV at NE 106th St	12:00 PM	-
	SB mainline station at NE 106th St	-	12:00 PM
12 of 16	NB mainline station at NE 116th St, NB	12:00 PM	2:15 PM
	NB exit to NE 116th St, NB	12:00 PM	12:00 PM
	NB mainline station HOV at NE 116th St, NB	12:00 PM	-
	SB ramp from NE 116th St-SB	12:00 PM	12:00 PM
	SB ramp from NE 116th St-SB	11:45 AM	2:15 PM
	SB HOV ramp from NE 116th St-SB	-	12:15 PM
	SB mainline station at NE 116th St-SB	-	12:00 PM
	NB mainline station at NE 124th St-SB	12:00 PM	2:15 PM
	NB mainline station HOV at NE 124th St-SB	12:00 PM	-
	SB ramp from NE 124th St-SB	12:00 PM	2:15 PM
	SB ramp from NE 124th St-SB	-	12:00 PM
	SB ramp from NE 124th St-SB	12:00 PM	-
	SB HOV ramp from NE 124th St-SB	-	12:00 PM
	SB mainline station at NE 124th St-SB	5:45 AM	12:00 PM
	NB ramp from Totem Lake-NB	12:00 PM	2:15 PM
	NB ramp from Totem Lake-NB	12:00 PM	2:15 PM
	NB ramp from Totem Lake-NB	12:00 PM	2:00 PM
	NB exit to Totem Lake-NB	12:00 PM	1:15 PM
	NB exit to Totem Lake-NB	12:00 PM	-
	NB mainline station HOV at Totem Lake-NB	12:00 PM	-
	NB HOV exit to Totem Lake-NB	12:00 PM	-
	SB mainline station at Totem Lake-NB	5:45 AM	12:00 PM
	SB exit to Totem Lake-NB	11:15 AM	-
	NB mainline station at Totem Lake-NB	12:00 PM	2:15 PM
13 of 16	NB mainline station at NE 132nd St	12:00 PM	2:15 PM
	NB mainline HOV at NE 132nd St	11:45 AM	-
	NB mainline station HOV at NE 132nd St	12:00 PM	-
	SB mainline station at NE 132nd St	5:45 AM	12:00 PM
	NB mainline station at NE 140th St	12:00 PM	2:15 PM
	NB mainline station HOV at NE 140th St	12:00 PM	-
	SB mainline station at NE 140th St	5:45 AM	12:00 PM
	NB mainline station at NE 144th St	12:00 PM	-
	NB mainline HOV at NE 144th St	12:00 PM	-
	SB mainline station at NE 144th St	5:45 AM	12:00 PM
	NB mainline station at NE 160th St-SB	12:00 PM	-
	NB mainline HOV at NE 160th St-SB	12:00 PM	-
	SB ramp from NE 160th St-SB	-	12:00 PM
	SB HOV ramp from NE 160th St-SB	-	12:00 PM
	SB mainline station at NE 160th St-SB	5:45 AM	12:00 PM
	NB exit to NE 161st St	12:00 PM	1:45 PM
	NB exit to NE 161st St	12:00 PM	-
	SB mainline station at NE 161st St	5:45 AM	12:00 PM
	SB exit to NE 161st St	12:00 PM	-

	SB exit to NE 161st St	11:45 AM	-
	NB ramp from NE 160th St-NB	-	1:45 PM
	NB exit to NE 160th St-NB	12:00 PM	-
	NB mainline HOV at NE 160th St-NB	12:00 PM	-
	SB mainline station at NE 160th St-NB	5:45 AM	-
	NB mainline station at NE 160th St-NB	12:00 PM	-
14 of 16	NB CD exit to EB SR 522-SB	12:00 PM	-
	NB mainline HOV at EB SR 522-SB	12:00 PM	-
	SB ramp from EB SR 522-SB	5:30 AM	12:00 PM
	SB ramp from EB SR 522-SB	5:30 AM	12:00 PM
	SB mainline station at EB SR 522-SB	5:30 AM	-
	NB mainline HOV at EB SR 522-NB	12:00 PM	-
	SB exit to EB SR 522-NB	12:00 PM	-
	SB exit to EB SR 522-NB	12:00 PM	-
	NB CD ramp from NE 183rd St	12:00 PM	-
	NB CD ramp from NE 183rd St	12:00 PM	-
	NB mainline station at NE 183rd St	12:00 PM	-
	NB mainline HOV at NE 183rd St	12:00 PM	-
	SB mainline station at NE 183rd St	5:30 AM	-
	SB exit to NE 183rd St	12:00 PM	-
	NB mainline station at NE 195th St-SB	12:00 PM	-
	NB mainline HOV at NE 195th St-SB	12:00 PM	-
	SB mainline station at NE 195th St-SB	5:30 AM	2:15 PM
	NB ramp from NE 195th St-NB	11:45 AM	-
	NB mainline HOV at NE 195th St-NB	12:00 PM	-
	NB HOV ramp from NE 195th St-NB	12:00 PM	-
	SB mainline station at NE 195th St-NB	5:30 AM	2:00 PM
	SB exit to NE 195th St-NB	-	12:45 PM
	NB mainline station at NE 195th St-NB	12:00 PM	-
	NB ramp from WB SR 522-NB	12:00 PM	-
	NB ramp from WB SR 522-NB	12:00 PM	-
	NB mainline HOV at WB SR 522-NB	12:00 PM	-
	NB mainline HOV at WB SR 522-NB	12:00 PM	-
15 of 16	NB mainline station at 242nd St SE	12:00 PM	-
	NB mainline HOV at 242nd St SE	12:00 PM	-
	SB mainline station at 242nd St SE	12:00 PM	-
	SB mainline station at 236th St SE, SB	5:30 AM	-
	NB mainline station at 236th St SE, NB	12:00 PM	-
	NB mainline HOV at 236th St SE, NB	12:00 PM	-
	NB mainline station at 230th St SE	12:00 PM	-
	NB mainline HOV at 230th St SE	12:00 PM	-
	SB mainline station at 230th St SE	5:30 AM	-
	NB mainline station at SB SR 527-SB	12:00 PM	-
	NB mainline HOV at SB SR 527-SB	12:00 PM	-
	SB ramp from SB SR 527-SB	11:15 AM	-
	SB HOV ramp from SB SR 527-SB	10:45 AM	12:00 PM

		SB mainline station at SB SR 527-SB	5:30 AM	-
		SB ramp from NB SR 527-SB	12:00 PM	-
		NB HOV ramp from SB SR 527-NB	11:00 AM	-
		NB mainline HOV at NB SR 527-NB	12:00 PM	-
		NB HOV ramp from NB SR 527-NB	11:45 AM	1:30 PM
		SB mainline station at NB SR 527-NB	5:30 AM	-
		SB exit to NB SR 527-NB	-	2:00 PM
		NB mainline station at NB SR 527-NB	12:00 PM	-
		NB mainline station at 216th St SE	12:00 PM	1:15 PM
		NB mainline HOV at 216th St SE	12:00 PM	-
		SB mainline station at 216th St SE	5:30 AM	-
	16 of 16	NB mainline station at 208th St SE	12:00 PM	1:15 PM
		NB mainline HOV at 208th St SE	12:00 PM	-
		SB mainline station at 208th St SE	5:30 AM	-
		NB mainline station at 200th St SW	12:00 PM	1:15 PM
		NB mainline HOV at 200th St SW	12:00 PM	-
		SB mainline station at 200th St SW	5:30 AM	-
		NB mainline station at Damson Rd	12:00 PM	1:15 PM
		NB mainline HOV at Damson Rd	12:00 PM	-
		SB mainline station at Damson Rd	5:30 AM	-
		NB mainline station at Filbert Rd/SR524	12:00 PM	2:15 PM
		NB mainline HOV at Filbert Rd/SR524	12:00 PM	-
		SB mainline station at Filbert Rd/SR524	5:30 AM	-
		NB mainline station at Alderwood	12:00 PM	-
		SB mainline at Alderwood	5:45 AM	-
SR 509	3 of 4	SB mainline station at S 95th St	12:00 PM	-
		SB mainline station at Cloverdale St-SB	12:00 PM	-
		SB exit to Cloverdale St-SB	12:00 PM	-
	4 of 4	NB exit to S Holden St	12:00 PM	-
		SB mainline station at S Holden St	12:00 PM	-
		SB mainline HOV at S Holden St	12:00 PM	-
SR 518	2 of 3	EB ramp from 160th St-EB 518	12:00 PM	12:45 PM
		EB mainline station at 160th St-EB 518	11:00 AM	10:15 PM
		EB ramp from Airport Dr-EB	11:15 AM	8:30 PM
		EB ramp from Airport Dr-EB	11:15 AM	8:30 PM
		EB ramp from Airport Dr-EB	11:15 AM	10:15 PM
		EB ramp from Airport Dr-EB	11:15 AM	10:15 PM
		EB mainline station at Airport Dr-EB	-	1:00 PM
		WB exit to Airport Dr-EB	11:15 AM	-
		WB exit to Airport Dr-EB	11:00 AM	1:00 PM
		WB exit to Airport Dr-EB	5:45 AM	8:00 PM
		EB ramp from SR 99-EB	12:00 PM	12:30 PM
		EB mainline station at SR 99-EB	12:00 PM	12:45 PM
	3 of 3	EB mainline station at 42nd Ave S	12:00 PM	12:45 PM
		WB mainline station at 42nd Ave S	10:00 AM	-
		EB mainline station at 51st Ave S	12:00 PM	12:45 PM

		EB exit to 51st Ave S	12:00 PM	-
		WB ramp from 51st Ave S	12:00 PM	-
		WB ramp from Montlake Blvd-EB	12:00 PM	1:45 PM
SR 520	4 of 6	WB exit to I-405 I/C	-	7:00 PM
		WB exit to I-405 I/C	-	7:00 PM
		NB exit to NE 10th St-EB	-	12:00 PM
		WB mainline station at 116th Ave NE	-	6:45 PM
		WB ramp from 124th Ave NE-WB	12:00 PM	1:30 PM
		WB ramp from 124th Ave NE-WB	11:15 AM	12:00 PM
		WB HOV ramp from 124th Ave NE-WB	11:45 AM	-
		WB mainline HOV at 130th Ave NE	-	7:15 PM
		WB mainline HOV at 140th Ave NE	-	7:00 PM
	5 of 6	WB ramp from 148th Ave NE-WB	11:45 AM	-
		WB ramp from 148th Ave NE-WB	12:00 PM	7:15 PM
		WB mainline HOV at 148th Ave NE-WB	-	7:00 PM
		WB HOV ramp from 148th Ave NE-WB	-	12:45 PM
		EB ramp from 148th Ave NE-EB	12:00 PM	-
		EB exit to 148th Ave NE-EB	-	12:00 PM
		WB CD ramp from NE 40th St-WB	11:45 AM	-
		WB CD ramp from NE 40th St-WB	12:00 PM	-
		WB mainline station at NE 40th St-WB	-	12:00 PM
		EB CD ramp from NE 40th St-EB	11:45 AM	-
		EB CD ramp from NE 40th St-EB	11:45 AM	-
		EB CD HOV ramp from NE 40th St-EB	11:45 AM	-
		EB mainline HOV at NE 40th St-EB	12:00 PM	-
		EB mainline station at NE 40th St-EB	12:00 PM	-
		WB exit to NE 51st St-WB	-	12:45 PM
		WB exit to NE 51st St-WB	-	12:45 PM
		EB CD mainline at NE 51st St-EB	11:45 AM	-
	EB CD mainline at NE 51st St-EB	11:45 AM	-	
	EB CD ramp from NE 51st St-EB	11:45 AM	-	
EB mainline HOV at NE 51st St-EB	12:00 PM	-		
EB mainline station at NE 51st St-EB	12:00 PM	-		
6 of 6	EB mainline station at NE 60th St	12:00 PM	-	
	WB mainline station at NE 60th St	-	12:30 PM	
	EB mainline station at W Lk Samm-WB	12:00 PM	-	
	EB exit to W Lk Samm-WB	11:45 AM	-	
	WB mainline station at W Lk Samm-WB	-	12:00 PM	
	WB mainline station at W Lk Samm-EB	-	12:00 PM	
	EB mainline station at W Lk Samm-EB	12:00 PM	-	
	WB ramp from EB Redmond Wy-WB	-	12:45 PM	
	WB HOV ramp from EB Redmond Wy-WB	-	7:45 PM	
	WB mainline station at EB Redmond Wy-WB	-	12:00 PM	
	EB mainline station at WB Redmond Wy-WB	12:00 PM	-	
	EB exit to WB Redmond Wy-WB	12:00 PM	-	
EB exit to WB Redmond Wy-WB	12:00 PM	-		

		WB ramp from WB Redmond Wy-WB	-	12:00 PM
		WB ramp from WB Redmond Wy-WB	-	12:00 PM
		EB mainline station at NE 76th St	12:00 PM	-
		WB mainline station at NE 76th St	-	12:00 PM
SR 522	3 of 5	EB mainline station at NE 201st St	12:00 PM	-
		WB mainline station at NE 201st St	-	12:00 PM
		EB ramp from SR 9 Interchange	12:00 PM	-
		EB mainline station at SR 9 Interchange	12:00 PM	-
		EB exit to SR 9 Interchange	12:00 PM	-
		EB exit to SR 9 Interchange	12:00 PM	-
		WB ramp from SR 9 Interchange	-	12:00 PM
		WB mainline station at SR 9 Interchange	5:45 AM	12:00 PM
		WB exit to SR 9 Interchange	-	12:00 PM
	4 of 5	EB mainline at Fales Rd-WB	12:00 PM	-
		WB mainline at Fales Rd-WB	5:30 AM	12:00 PM
		WB ramp from Fales Rd-WB	-	12:00 PM
		EB exit to Echo Lake Rd-EB	12:00 PM	-
		EB mainline at Elliott Rd	12:00 PM	-
		WB mainline at Elliott Rd	5:30 AM	2:15 PM
	5 of 5	EB mainline station at Snohomish Riv Br	12:00 PM	-
		WB mainline station at Snohomish Riv Br	5:30 AM	2:15 PM
		EB mainline station at 149th Ave SE	12:00 PM	-
		WB mainline station at 149th Ave SE	5:30 AM	2:15 PM
		EB mainline station at 155th Ave SE	12:00 PM	-
		WB mainline station at 155th Ave SE	5:30 AM	2:15 PM
		EB mainline station at 160th Ave SE	12:00 PM	-
		WB mainline station at 160th Ave SE	5:30 AM	2:15 PM
		EB mainline station at W Main St-WB	12:00 PM	-
		EB exit to W Main St-WB	12:00 PM	-
		WB ramp from W Main St-WB	5:30 AM	-
		WB ramp from W Main St-WB	5:30 AM	2:15 PM
		WB mainline station at W Main St-WB	5:15 AM	12:15 PM
		EB mainline station at W Main St-EB	12:00 PM	-
		WB mainline station at W Main St-EB	5:15 AM	12:00 PM
		EB mainline station at 175th Ave SE	12:00 PM	-
		WB mainline station at 175th Ave SE	5:15 AM	-
		EB mainline station at 180th Ave SE	12:00 PM	-
		EB exit to 180th Ave SE	12:00 PM	-
		WB mainline station at 180th Ave SE	5:15 AM	12:15 PM
		EB mainline at US 2 Interchange	12:00 PM	-
		WB mainline at US 2 Interchange	5:15 AM	12:30 PM
SR 522	1 of 2	SB ramp from Ash Way	12:00 PM	-
		SB mainline station at Ash Way	5:45 AM	-
		NB ramp from Alderwood Mall	12:00 PM	-
		NB exit to Alderwood Mall	12:00 PM	-
	2 of 2	NB ramp from NB SR 99-SB	12:00 PM	-

		NB exit to NB SR 99-SB	12:00 PM	-
		SB ramp from NB SR 99-SB	5:45 AM	-
		SB ramp from SB SR 99-SB	5:45 AM	-
SR 526	2 of 2	EB mainline station at Evergreen Way	12:00 PM	-
		WB mainline station at Evergreen Way	5:00 AM	1:45 PM
		WB exit to Evergreen Way	12:00 PM	-
SR 599	1 of 2	SB ramp from S 133rd St	12:00 PM	2:15 PM
		NB exit to Pacific Hwy-SB	-	1:15 PM
		SB ramp from Pacific Hwy-SB	12:00 PM	2:15 PM

