
Appendix E

Summary of Intersection Turning Movement Volumes

This Page Intentionally Left Blank

AM PEAK HOUR TURNING MOVEMENT SUMMARY

Post-processed Data
from Mesoscopic Model

North-South Street	East-West Street
Count Date: 2/13/2013	
Count Source: TC2 (tube)	
EB WB NB SB Total	
%HV	
PHF	0.89
Peak Hour Used:	
From 715	To 815

Post-Processed EXISTING 2013 Model Volumes	
Peak Hour	
9	41ST DIVISION DR S
2013	I-5 SB Off Ramp
180	240
420	160
1,335	690
2,445	

Post-Processed NO BUILD P1 2020 Volumes	
Peak Hour	
11	41ST DIVISION DR S
2020	I-5 SB Off Ramp
185	120
390	205
1,220	525
2,050	

Post-Processed BUILD RB_sbGLC_noHOV_2020 Volumes	
Peak Hour	
9	41ST DIVISION DR S
2020	I-5 SB Off Ramp
185	135
345	215
1,220	530
2,070	

Post-Processed NO BUILD P1 2040 Volumes	
Peak Hour	
	41ST DIVISION DR S
	I-5 SB Off Ramp
0	75
290	245
1,070	650
2,000	

Post-Processed BUILD RB_sbGLC_noHOV_2040 Volume	
Peak Hour	
9	41ST DIVISION DR S
2020	I-5 SB Off Ramp
220	75
330	210
1,185	610
2,090	

North-South Street	East-West Street
NEW INTERSECTION	
BUILD ALTERNATIVE	
TRUCK DATA NOT AVAILABLE	

11 Berkeley St	
2020 Washington Ave	
5	35
5	20
95	270
375	

13 Berkeley St	
2020 Washington Ave	
5	40
5	15
125	335
470	

11 Berkeley Ave	
2020 Berkeley Interchange Ramp	
215	0
455	0
220	195
760	

13 Berkeley St	
2020 Washington Ave	
0	45
0	5
140	435
420	

11 Berkeley Ave	
2040 Berkeley Interchange Ramp	
270	0
530	0
230	215
895	

AM PEAK HOUR TURNING MOVEMENT SUMMARY

Post-processed Data
from Mesoscopic Model

	Post-Processed EXISTING 2013 Model Volumes Peak Hour	Post-Processed NO BUILD P1 2020 Volumes Peak Hour	Post-Processed BUILD RB_sbGLC_noHOV_2020 Volumes Peak Hour	Post-Processed NO BUILD P1 2040 Volumes Peak Hour	Post-Processed BUILD RB_sbGLC_noHOV_2040 Volume Peak Hour																																																																																																																																																																			
<table border="1"> <tr><th colspan="2">North-South Street</th></tr> <tr><th colspan="2">East-West Street</th></tr> <tr><td>Count Date:</td><td>2/14/2013</td></tr> <tr><td>Count Source:</td><td>TC2</td></tr> <tr><td>EB</td><td>WB</td><td>NB</td><td>SB</td><td>Total</td></tr> <tr><td>2%</td><td>1%</td><td>1%</td><td>6%</td><td></td></tr> <tr><td>PHF</td><td colspan="4">0.82</td></tr> <tr><td colspan="5">Peak Hour Used:</td></tr> <tr><td>From</td><td>715</td><td>To</td><td>815</td><td></td></tr> </table>	North-South Street		East-West Street		Count Date:	2/14/2013	Count Source:	TC2	EB	WB	NB	SB	Total	2%	1%	1%	6%		PHF	0.82				Peak Hour Used:					From	715	To	815		<table border="1"> <tr><th colspan="2">11 Berkeley St</th></tr> <tr><th colspan="2">2013 Union Ave</th></tr> <tr><td>95</td><td>270</td></tr> <tr><td>5</td><td>80</td><td>10</td></tr> <tr><td>15</td><td>5</td><td>45</td><td>180</td></tr> <tr><td>5</td><td>690</td><td>5</td></tr> <tr><td>10</td><td>0</td><td>130</td><td>195</td></tr> <tr><td>5</td><td>220</td><td>180</td></tr> <tr><td>210</td><td>405</td><td></td></tr> </table>	11 Berkeley St		2013 Union Ave		95	270	5	80	10	15	5	45	180	5	690	5	10	0	130	195	5	220	180	210	405		<table border="1"> <tr><th colspan="2">14 Berkeley St</th></tr> <tr><th colspan="2">2020 Union Ave</th></tr> <tr><td>125</td><td>335</td></tr> <tr><td>5</td><td>110</td><td>10</td></tr> <tr><td>15</td><td>5</td><td>45</td><td>165</td></tr> <tr><td>5</td><td>790</td><td>5</td></tr> <tr><td>10</td><td>0</td><td>115</td><td>215</td></tr> <tr><td>5</td><td>285</td><td>200</td></tr> <tr><td>225</td><td>490</td><td></td></tr> </table>	14 Berkeley St		2020 Union Ave		125	335	5	110	10	15	5	45	165	5	790	5	10	0	115	215	5	285	200	225	490		<table border="1"> <tr><th colspan="2">14 Berkeley St</th></tr> <tr><th colspan="2">2020 Union Ave</th></tr> <tr><td>220</td><td>155</td></tr> <tr><td>15</td><td>0</td><td>205</td></tr> <tr><td>20</td><td>5</td><td>150</td><td>155</td></tr> <tr><td>5</td><td>385</td><td>5</td></tr> <tr><td>10</td><td>0</td><td>0</td><td>210</td></tr> <tr><td>0</td><td>0</td><td>0</td></tr> <tr><td>0</td><td>0</td><td></td></tr> </table>	14 Berkeley St		2020 Union Ave		220	155	15	0	205	20	5	150	155	5	385	5	10	0	0	210	0	0	0	0	0		<table border="1"> <tr><th colspan="2">Berkeley St</th></tr> <tr><th colspan="2">Union Ave</th></tr> <tr><td>140</td><td>435</td></tr> <tr><td>5</td><td>125</td><td>10</td></tr> <tr><td>5</td><td>920</td><td>5</td></tr> <tr><td>0</td><td>0</td><td>120</td><td>225</td></tr> <tr><td>5</td><td>385</td><td>210</td></tr> <tr><td>245</td><td>600</td><td></td></tr> </table>	Berkeley St		Union Ave		140	435	5	125	10	5	920	5	0	0	120	225	5	385	210	245	600		<table border="1"> <tr><th colspan="2">13 Berkeley Ave</th></tr> <tr><th colspan="2">2020 Union Ave</th></tr> <tr><td>230</td><td>155</td></tr> <tr><td>15</td><td>0</td><td>215</td></tr> <tr><td>20</td><td>5</td><td>150</td><td>155</td></tr> <tr><td>5</td><td>395</td><td>5</td></tr> <tr><td>10</td><td>0</td><td>0</td><td>220</td></tr> <tr><td>0</td><td>0</td><td>0</td></tr> <tr><td>0</td><td>0</td><td></td></tr> </table>	13 Berkeley Ave		2020 Union Ave		230	155	15	0	215	20	5	150	155	5	395	5	10	0	0	220	0	0	0	0	0					
North-South Street																																																																																																																																																																								
East-West Street																																																																																																																																																																								
Count Date:	2/14/2013																																																																																																																																																																							
Count Source:	TC2																																																																																																																																																																							
EB	WB	NB	SB	Total																																																																																																																																																																				
2%	1%	1%	6%																																																																																																																																																																					
PHF	0.82																																																																																																																																																																							
Peak Hour Used:																																																																																																																																																																								
From	715	To	815																																																																																																																																																																					
11 Berkeley St																																																																																																																																																																								
2013 Union Ave																																																																																																																																																																								
95	270																																																																																																																																																																							
5	80	10																																																																																																																																																																						
15	5	45	180																																																																																																																																																																					
5	690	5																																																																																																																																																																						
10	0	130	195																																																																																																																																																																					
5	220	180																																																																																																																																																																						
210	405																																																																																																																																																																							
14 Berkeley St																																																																																																																																																																								
2020 Union Ave																																																																																																																																																																								
125	335																																																																																																																																																																							
5	110	10																																																																																																																																																																						
15	5	45	165																																																																																																																																																																					
5	790	5																																																																																																																																																																						
10	0	115	215																																																																																																																																																																					
5	285	200																																																																																																																																																																						
225	490																																																																																																																																																																							
14 Berkeley St																																																																																																																																																																								
2020 Union Ave																																																																																																																																																																								
220	155																																																																																																																																																																							
15	0	205																																																																																																																																																																						
20	5	150	155																																																																																																																																																																					
5	385	5																																																																																																																																																																						
10	0	0	210																																																																																																																																																																					
0	0	0																																																																																																																																																																						
0	0																																																																																																																																																																							
Berkeley St																																																																																																																																																																								
Union Ave																																																																																																																																																																								
140	435																																																																																																																																																																							
5	125	10																																																																																																																																																																						
5	920	5																																																																																																																																																																						
0	0	120	225																																																																																																																																																																					
5	385	210																																																																																																																																																																						
245	600																																																																																																																																																																							
13 Berkeley Ave																																																																																																																																																																								
2020 Union Ave																																																																																																																																																																								
230	155																																																																																																																																																																							
15	0	215																																																																																																																																																																						
20	5	150	155																																																																																																																																																																					
5	395	5																																																																																																																																																																						
10	0	0	220																																																																																																																																																																					
0	0	0																																																																																																																																																																						
0	0																																																																																																																																																																							
<table border="1"> <tr><th colspan="2">North-South Street</th></tr> <tr><th colspan="2">East-West Street</th></tr> <tr><td>Count Date:</td><td>2/14/2013</td></tr> <tr><td>Count Source:</td><td>TC2</td></tr> <tr><td>EB</td><td>WB</td><td>NB</td><td>SB</td><td>Total</td></tr> <tr><td></td><td>1%</td><td>1%</td><td>3%</td><td></td></tr> <tr><td>PHF</td><td colspan="4">0.86</td></tr> <tr><td colspan="5">Peak Hour Used:</td></tr> <tr><td>From</td><td>715</td><td>To</td><td>815</td><td></td></tr> </table>	North-South Street		East-West Street		Count Date:	2/14/2013	Count Source:	TC2	EB	WB	NB	SB	Total		1%	1%	3%		PHF	0.86				Peak Hour Used:					From	715	To	815		<table border="1"> <tr><th colspan="2">12 Berkeley St</th></tr> <tr><th colspan="2">2013 SB I-5 Ramps</th></tr> <tr><td>210</td><td>400</td></tr> <tr><td>80</td><td>130</td><td></td></tr> <tr><td>200</td><td>0</td><td>140</td><td>970</td></tr> <tr><td>0</td><td>1,560</td><td>0</td></tr> <tr><td>0</td><td>830</td><td>0</td></tr> <tr><td>120</td><td>260</td><td></td></tr> <tr><td>960</td><td>380</td><td></td></tr> </table>	12 Berkeley St		2013 SB I-5 Ramps		210	400	80	130		200	0	140	970	0	1,560	0	0	830	0	120	260		960	380		<table border="1"> <tr><th colspan="2">15 Berkeley St</th></tr> <tr><th colspan="2">2020 SB I-5 Ramps</th></tr> <tr><td>225</td><td>490</td></tr> <tr><td>60</td><td>165</td><td>0</td></tr> <tr><td>185</td><td>0</td><td>210</td><td>1,115</td></tr> <tr><td>0</td><td>1,745</td><td>0</td></tr> <tr><td>0</td><td>905</td><td>0</td></tr> <tr><td>0</td><td>125</td><td>280</td><td>0</td></tr> <tr><td>1,070</td><td>405</td><td></td></tr> </table>	15 Berkeley St		2020 SB I-5 Ramps		225	490	60	165	0	185	0	210	1,115	0	1,745	0	0	905	0	0	125	280	0	1,070	405		<table border="1"> <tr><th colspan="2">14 Berkeley Ave</th></tr> <tr><th colspan="2">2020 SB I-5 Ramps</th></tr> <tr><td>215</td><td>455</td></tr> <tr><td>55</td><td>160</td><td>0</td></tr> <tr><td>195</td><td>0</td><td>185</td><td>1,205</td></tr> <tr><td>0</td><td>1,830</td><td>0</td></tr> <tr><td>0</td><td>1,020</td><td>0</td></tr> <tr><td>0</td><td>140</td><td>270</td><td>0</td></tr> <tr><td>1,180</td><td>410</td><td></td></tr> </table>	14 Berkeley Ave		2020 SB I-5 Ramps		215	455	55	160	0	195	0	185	1,205	0	1,830	0	0	1,020	0	0	140	270	0	1,180	410		<table border="1"> <tr><th colspan="2">Berkeley St</th></tr> <tr><th colspan="2">SB I-5 Ramps</th></tr> <tr><td>245</td><td>600</td></tr> <tr><td>85</td><td>160</td><td>0</td></tr> <tr><td>0</td><td>1,790</td><td>235</td><td>1,060</td></tr> <tr><td>0</td><td>0</td><td>0</td></tr> <tr><td>0</td><td>825</td><td>0</td></tr> <tr><td>120</td><td>365</td><td>0</td></tr> <tr><td>985</td><td>485</td><td></td></tr> </table>	Berkeley St		SB I-5 Ramps		245	600	85	160	0	0	1,790	235	1,060	0	0	0	0	825	0	120	365	0	985	485		<table border="1"> <tr><th colspan="2">14 Berkeley Ave</th></tr> <tr><th colspan="2">2020 SB I-5 Ramps</th></tr> <tr><td>270</td><td>530</td></tr> <tr><td>85</td><td>185</td><td>0</td></tr> <tr><td>225</td><td>0</td><td>235</td><td>1,290</td></tr> <tr><td>0</td><td>1,995</td><td>0</td></tr> <tr><td>0</td><td>1,055</td><td>0</td></tr> <tr><td>0</td><td>140</td><td>295</td><td>0</td></tr> <tr><td>1,240</td><td>435</td><td></td></tr> </table>	14 Berkeley Ave		2020 SB I-5 Ramps		270	530	85	185	0	225	0	235	1,290	0	1,995	0	0	1,055	0	0	140	295	0	1,240	435			
North-South Street																																																																																																																																																																								
East-West Street																																																																																																																																																																								
Count Date:	2/14/2013																																																																																																																																																																							
Count Source:	TC2																																																																																																																																																																							
EB	WB	NB	SB	Total																																																																																																																																																																				
	1%	1%	3%																																																																																																																																																																					
PHF	0.86																																																																																																																																																																							
Peak Hour Used:																																																																																																																																																																								
From	715	To	815																																																																																																																																																																					
12 Berkeley St																																																																																																																																																																								
2013 SB I-5 Ramps																																																																																																																																																																								
210	400																																																																																																																																																																							
80	130																																																																																																																																																																							
200	0	140	970																																																																																																																																																																					
0	1,560	0																																																																																																																																																																						
0	830	0																																																																																																																																																																						
120	260																																																																																																																																																																							
960	380																																																																																																																																																																							
15 Berkeley St																																																																																																																																																																								
2020 SB I-5 Ramps																																																																																																																																																																								
225	490																																																																																																																																																																							
60	165	0																																																																																																																																																																						
185	0	210	1,115																																																																																																																																																																					
0	1,745	0																																																																																																																																																																						
0	905	0																																																																																																																																																																						
0	125	280	0																																																																																																																																																																					
1,070	405																																																																																																																																																																							
14 Berkeley Ave																																																																																																																																																																								
2020 SB I-5 Ramps																																																																																																																																																																								
215	455																																																																																																																																																																							
55	160	0																																																																																																																																																																						
195	0	185	1,205																																																																																																																																																																					
0	1,830	0																																																																																																																																																																						
0	1,020	0																																																																																																																																																																						
0	140	270	0																																																																																																																																																																					
1,180	410																																																																																																																																																																							
Berkeley St																																																																																																																																																																								
SB I-5 Ramps																																																																																																																																																																								
245	600																																																																																																																																																																							
85	160	0																																																																																																																																																																						
0	1,790	235	1,060																																																																																																																																																																					
0	0	0																																																																																																																																																																						
0	825	0																																																																																																																																																																						
120	365	0																																																																																																																																																																						
985	485																																																																																																																																																																							
14 Berkeley Ave																																																																																																																																																																								
2020 SB I-5 Ramps																																																																																																																																																																								
270	530																																																																																																																																																																							
85	185	0																																																																																																																																																																						
225	0	235	1,290																																																																																																																																																																					
0	1,995	0																																																																																																																																																																						
0	1,055	0																																																																																																																																																																						
0	140	295	0																																																																																																																																																																					
1,240	435																																																																																																																																																																							
<table border="1"> <tr><th colspan="2">North-South Street</th></tr> <tr><th colspan="2">East-West Street</th></tr> <tr><td>Count Date:</td><td>2/14/2013</td></tr> <tr><td>Count Source:</td><td>TC2</td></tr> <tr><td>EB</td><td>WB</td><td>NB</td><td>SB</td><td>Total</td></tr> <tr><td>1%</td><td></td><td>3%</td><td>2%</td><td></td></tr> <tr><td>PHF</td><td colspan="4">0.93</td></tr> <tr><td colspan="5">Peak Hour Used:</td></tr> <tr><td>From</td><td>715</td><td>To</td><td>815</td><td></td></tr> </table>	North-South Street		East-West Street		Count Date:	2/14/2013	Count Source:	TC2	EB	WB	NB	SB	Total	1%		3%	2%		PHF	0.93				Peak Hour Used:					From	715	To	815		<table border="1"> <tr><th colspan="2">13 Berkeley St</th></tr> <tr><th colspan="2">2013 NB I-5 Ramps</th></tr> <tr><td>970</td><td>375</td></tr> <tr><td>0</td><td>935</td><td>35</td></tr> <tr><td>0</td><td>165</td><td>0</td><td>0</td></tr> <tr><td>0</td><td>2,490</td><td>0</td></tr> <tr><td>850</td><td>685</td><td>0</td><td>495</td></tr> <tr><td>0</td><td>210</td><td>460</td></tr> <tr><td>1,620</td><td>670</td><td></td></tr> </table>	13 Berkeley St		2013 NB I-5 Ramps		970	375	0	935	35	0	165	0	0	0	2,490	0	850	685	0	495	0	210	460	1,620	670		<table border="1"> <tr><th colspan="2">16 Berkeley St</th></tr> <tr><th colspan="2">2020 NB I-5 Ramps</th></tr> <tr><td>1,070</td><td>405</td></tr> <tr><td>0</td><td>1,015</td><td>55</td></tr> <tr><td>0</td><td>170</td><td>0</td><td>0</td></tr> <tr><td>0</td><td>2,545</td><td>0</td></tr> <tr><td>790</td><td>620</td><td>0</td><td>505</td></tr> <tr><td>0</td><td>235</td><td>450</td></tr> <tr><td>1,635</td><td>685</td><td></td></tr> </table>	16 Berkeley St		2020 NB I-5 Ramps		1,070	405	0	1,015	55	0	170	0	0	0	2,545	0	790	620	0	505	0	235	450	1,635	685		<table border="1"> <tr><th colspan="2">15 Berkeley Ave</th></tr> <tr><th colspan="2">2020 NB I-5 Ramps</th></tr> <tr><td>1,180</td><td>410</td></tr> <tr><td>0</td><td>1,120</td><td>60</td></tr> <tr><td>0</td><td>170</td><td>0</td><td>0</td></tr> <tr><td>0</td><td>2,665</td><td>0</td></tr> <tr><td>800</td><td>630</td><td>0</td><td>505</td></tr> <tr><td>0</td><td>240</td><td>445</td></tr> <tr><td>1,750</td><td>685</td><td></td></tr> </table>	15 Berkeley Ave		2020 NB I-5 Ramps		1,180	410	0	1,120	60	0	170	0	0	0	2,665	0	800	630	0	505	0	240	445	1,750	685		<table border="1"> <tr><th colspan="2">Berkeley St</th></tr> <tr><th colspan="2">NB I-5 Ramps</th></tr> <tr><td>985</td><td>485</td></tr> <tr><td>0</td><td>915</td><td>70</td></tr> <tr><td>205</td><td>2,610</td><td>0</td><td>0</td></tr> <tr><td>0</td><td>0</td><td>0</td></tr> <tr><td>615</td><td>0</td><td>0</td><td>595</td></tr> <tr><td>0</td><td>280</td><td>525</td></tr> <tr><td>1,530</td><td>805</td><td></td></tr> </table>	Berkeley St		NB I-5 Ramps		985	485	0	915	70	205	2,610	0	0	0	0	0	615	0	0	595	0	280	525	1,530	805		<table border="1"> <tr><th colspan="2">15 Berkeley Ave</th></tr> <tr><th colspan="2">2020 NB I-5 Ramps</th></tr> <tr><td>1,240</td><td>435</td></tr> <tr><td>0</td><td>1,155</td><td>85</td></tr> <tr><td>0</td><td>170</td><td>0</td><td>0</td></tr> <tr><td>0</td><td>2,865</td><td>0</td></tr> <tr><td>830</td><td>660</td><td>0</td><td>615</td></tr> <tr><td>0</td><td>265</td><td>530</td></tr> <tr><td>1,815</td><td>795</td><td></td></tr> </table>	15 Berkeley Ave		2020 NB I-5 Ramps		1,240	435	0	1,155	85	0	170	0	0	0	2,865	0	830	660	0	615	0	265	530	1,815	795	
North-South Street																																																																																																																																																																								
East-West Street																																																																																																																																																																								
Count Date:	2/14/2013																																																																																																																																																																							
Count Source:	TC2																																																																																																																																																																							
EB	WB	NB	SB	Total																																																																																																																																																																				
1%		3%	2%																																																																																																																																																																					
PHF	0.93																																																																																																																																																																							
Peak Hour Used:																																																																																																																																																																								
From	715	To	815																																																																																																																																																																					
13 Berkeley St																																																																																																																																																																								
2013 NB I-5 Ramps																																																																																																																																																																								
970	375																																																																																																																																																																							
0	935	35																																																																																																																																																																						
0	165	0	0																																																																																																																																																																					
0	2,490	0																																																																																																																																																																						
850	685	0	495																																																																																																																																																																					
0	210	460																																																																																																																																																																						
1,620	670																																																																																																																																																																							
16 Berkeley St																																																																																																																																																																								
2020 NB I-5 Ramps																																																																																																																																																																								
1,070	405																																																																																																																																																																							
0	1,015	55																																																																																																																																																																						
0	170	0	0																																																																																																																																																																					
0	2,545	0																																																																																																																																																																						
790	620	0	505																																																																																																																																																																					
0	235	450																																																																																																																																																																						
1,635	685																																																																																																																																																																							
15 Berkeley Ave																																																																																																																																																																								
2020 NB I-5 Ramps																																																																																																																																																																								
1,180	410																																																																																																																																																																							
0	1,120	60																																																																																																																																																																						
0	170	0	0																																																																																																																																																																					
0	2,665	0																																																																																																																																																																						
800	630	0	505																																																																																																																																																																					
0	240	445																																																																																																																																																																						
1,750	685																																																																																																																																																																							
Berkeley St																																																																																																																																																																								
NB I-5 Ramps																																																																																																																																																																								
985	485																																																																																																																																																																							
0	915	70																																																																																																																																																																						
205	2,610	0	0																																																																																																																																																																					
0	0	0																																																																																																																																																																						
615	0	0	595																																																																																																																																																																					
0	280	525																																																																																																																																																																						
1,530	805																																																																																																																																																																							
15 Berkeley Ave																																																																																																																																																																								
2020 NB I-5 Ramps																																																																																																																																																																								
1,240	435																																																																																																																																																																							
0	1,155	85																																																																																																																																																																						
0	170	0	0																																																																																																																																																																					
0	2,865	0																																																																																																																																																																						
830	660	0	615																																																																																																																																																																					
0	265	530																																																																																																																																																																						
1,815	795																																																																																																																																																																							
<table border="1"> <tr><th colspan="2">North-South Street</th></tr> <tr><th colspan="2">East-West Street</th></tr> <tr><td colspan="5">NEW INTERSECTION BUILD ALTERNATIVE</td></tr> </table>	North-South Street		East-West Street		NEW INTERSECTION BUILD ALTERNATIVE							<table border="1"> <tr><th colspan="2">16 Gravelly-Thorne Connector Ln</th></tr> <tr><th colspan="2">2020 Union Ave</th></tr> <tr><td>160</td><td>20</td></tr> <tr><td>160</td><td>0</td><td>0</td></tr> <tr><td>185</td><td>20</td><td>0</td><td>25</td></tr> <tr><td>0</td><td>205</td><td>25</td></tr> <tr><td>20</td><td>0</td><td>0</td><td>0</td></tr> <tr><td>0</td><td>0</td><td>0</td></tr> <tr><td>0</td><td>0</td><td></td></tr> </table>	16 Gravelly-Thorne Connector Ln		2020 Union Ave		160	20	160	0	0	185	20	0	25	0	205	25	20	0	0	0	0	0	0	0	0			<table border="1"> <tr><th colspan="2">16 Gravelly-Thorne Connector Ln</th></tr> <tr><th colspan="2">2020 Union Ave</th></tr> <tr><td>145</td><td>15</td></tr> <tr><td>145</td><td>0</td><td>0</td></tr> <tr><td>175</td><td>5</td><td>10</td><td>40</td></tr> <tr><td>0</td><td>190</td><td>30</td></tr> <tr><td>5</td><td>0</td><td>0</td><td>0</td></tr> <tr><td>0</td><td>0</td><td>0</td></tr> <tr><td>0</td><td>0</td><td></td></tr> </table>	16 Gravelly-Thorne Connector Ln		2020 Union Ave		145	15	145	0	0	175	5	10	40	0	190	30	5	0	0	0	0	0	0	0	0																																																																																																							
North-South Street																																																																																																																																																																								
East-West Street																																																																																																																																																																								
NEW INTERSECTION BUILD ALTERNATIVE																																																																																																																																																																								
16 Gravelly-Thorne Connector Ln																																																																																																																																																																								
2020 Union Ave																																																																																																																																																																								
160	20																																																																																																																																																																							
160	0	0																																																																																																																																																																						
185	20	0	25																																																																																																																																																																					
0	205	25																																																																																																																																																																						
20	0	0	0																																																																																																																																																																					
0	0	0																																																																																																																																																																						
0	0																																																																																																																																																																							
16 Gravelly-Thorne Connector Ln																																																																																																																																																																								
2020 Union Ave																																																																																																																																																																								
145	15																																																																																																																																																																							
145	0	0																																																																																																																																																																						
175	5	10	40																																																																																																																																																																					
0	190	30																																																																																																																																																																						
5	0	0	0																																																																																																																																																																					
0	0	0																																																																																																																																																																						
0	0																																																																																																																																																																							

AM PEAK HOUR TURNING MOVEMENT SUMMARY

Post-processed Data
from Mesoscopic Model

	Post-Processed EXISTING 2013 Model Volumes Peak Hour	Post-Processed NO BUILD P1 2020 Volumes Peak Hour	Post-Processed BUILD RB_sbGLC_noHOV_2020 Volumes Peak Hour	Post-Processed NO BUILD P1 2040 Volumes Peak Hour	Post-Processed BUILD RB_sbGLC_noHOV_2040 Volume Peak Hour
<p>North-South Street East-West Street</p> <p>Count Date: 3/5/2013</p> <p>Count Source: TC2</p> <p>EB WB NB SB Total %HV 7% 3% 0% PHF 0.80</p> <p>Peak Hour Used:</p> <p>From 715 To 815</p>	<p>14 Thorne Ln 2014 Union Ave</p>	<p>18 Thorne Ln 2020 Union Ave</p>	<p>17 Thorne Ln 2020 Gravelly-Thorne Connector Ln</p>	<p>Thorne Ln Union Ave</p>	<p>17 Thorne Ln 2020 Gravelly-Thorne Connector Ln</p>
<p>North-South Street East-West Street</p> <p>Count Date: 3/5/2013</p> <p>Count Source: TC2</p> <p>EB WB NB SB Total %HV 5% 6% 5% PHF 0.87</p> <p>Peak Hour Used:</p> <p>From 715 To 815</p>	<p>15 Thorne Ln 2014 SB I-5 Ramps</p>	<p>19 Thorne Ln 2020 SB I-5 Ramps</p>	<p>18 Thorne Ln 2020 SB I-5 Ramps</p>	<p>Thorne Ln SB I-5 Ramps</p>	<p>18 Thorne Ln 2020 SB I-5 Ramps</p>
<p>North-South Street East-West Street</p> <p>Count Date: 3/5/2013</p> <p>Count Source: TC2</p> <p>EB WB NB SB Total %HV 8% 5% 6% PHF 0.87</p> <p>Peak Hour Used:</p> <p>From 715 To 815</p>	<p>16 Thorne Ln 2014 NB I-5 Ramps</p>	<p>20 Thorne Ln 2020 NB I-5 Ramps</p>	<p>19 Thorne Ln 2020 NB I-5 Ramps</p>	<p>Thorne Ln NB I-5 Ramps</p>	<p>19 Thorne Ln 2020 NB I-5 Ramps</p>
<p>North-South Street East-West Street</p> <p>Count Date: 3/7/2013</p> <p>Count Source: TC2</p> <p>EB WB NB SB Total %HV 11% 4% 4% PHF 0.95</p> <p>Peak Hour Used:</p> <p>From 715 To 815</p>	<p>17 Gravelly Lake Dr 2013 Pacific Hwy</p>	<p>21 Gravelly Lake Dr 2020 Pacific Hwy</p>	<p>21 Gravelly Lake Dr 2020 Pacific Hwy</p>	<p>Gravelly Lake Dr Pacific Hwy</p>	<p>21 Gravelly Lake Dr 2040 Pacific Hwy</p>

AM PEAK HOUR TURNING MOVEMENT SUMMARY

Post-processed Data
from Mesoscopic Model

North-South Street		East-West Street	
Count Date:	3/7/2013		
Count Source:	TC2		
EB	WB	NB	SB
4%	3%	2%	
PHF			0.92
Peak Hour Used:			
From	715	To	815

Post-Processed EXISTING 2013 Model Volumes																													
Peak Hour																													
18	Gravelly Lake Dr																												
2013	SB I-5 Ramps																												
<table border="1"> <tr> <td></td> <td>1,170</td> <td>900</td> <td></td> </tr> <tr> <td>590</td> <td>530</td> <td>640</td> <td></td> </tr> <tr> <td></td> <td colspan="2">2,160</td> <td>380</td> </tr> <tr> <td></td> <td></td> <td></td> <td>0</td> </tr> <tr> <td>0</td> <td></td> <td></td> <td>30</td> </tr> <tr> <td></td> <td>60</td> <td>520</td> <td></td> </tr> <tr> <td></td> <td>670</td> <td>580</td> <td></td> </tr> </table>			1,170	900		590	530	640			2,160		380				0	0			30		60	520			670	580	
	1,170	900																											
590	530	640																											
	2,160		380																										
			0																										
0			30																										
	60	520																											
	670	580																											
19	Gravelly Lake Dr																												
2013	NB I-5 Ramps																												
<table border="1"> <tr> <td></td> <td>670</td> <td>580</td> <td></td> </tr> <tr> <td>0</td> <td>465</td> <td>65</td> <td>605</td> </tr> <tr> <td></td> <td colspan="2">1,375</td> <td></td> </tr> <tr> <td></td> <td>0</td> <td></td> <td></td> </tr> <tr> <td>565</td> <td>100</td> <td></td> <td></td> </tr> <tr> <td></td> <td></td> <td>115</td> <td>25</td> </tr> <tr> <td></td> <td>165</td> <td>140</td> <td></td> </tr> </table>			670	580		0	465	65	605		1,375				0			565	100					115	25		165	140	
	670	580																											
0	465	65	605																										
	1,375																												
	0																												
565	100																												
		115	25																										
	165	140																											

Post-Processed NO BUILD P1 2020 Volumes																													
Peak Hour																													
22	Gravelly Lake Dr																												
2020	SB I-5 Ramps																												
<table border="1"> <tr> <td></td> <td>1,190</td> <td>865</td> <td></td> </tr> <tr> <td>660</td> <td>580</td> <td>610</td> <td>0</td> </tr> <tr> <td></td> <td colspan="2">2,140</td> <td>355</td> </tr> <tr> <td></td> <td></td> <td></td> <td>0</td> </tr> <tr> <td>0</td> <td></td> <td></td> <td>5</td> </tr> <tr> <td></td> <td>80</td> <td>510</td> <td>0</td> </tr> <tr> <td></td> <td>615</td> <td>590</td> <td></td> </tr> </table>			1,190	865		660	580	610	0		2,140		355				0	0			5		80	510	0		615	590	
	1,190	865																											
660	580	610	0																										
	2,140		355																										
			0																										
0			5																										
	80	510	0																										
	615	590																											
23	Gravelly Lake Dr																												
2020	NB I-5 Ramps																												
<table border="1"> <tr> <td></td> <td>615</td> <td>590</td> <td></td> </tr> <tr> <td>0</td> <td>460</td> <td>35</td> <td>580</td> </tr> <tr> <td></td> <td colspan="2">1,355</td> <td>0</td> </tr> <tr> <td></td> <td>0</td> <td></td> <td>0</td> </tr> <tr> <td>570</td> <td>110</td> <td></td> <td>0</td> </tr> <tr> <td></td> <td></td> <td>130</td> <td>40</td> </tr> <tr> <td></td> <td>145</td> <td>170</td> <td></td> </tr> </table>			615	590		0	460	35	580		1,355		0		0		0	570	110		0			130	40		145	170	
	615	590																											
0	460	35	580																										
	1,355		0																										
	0		0																										
570	110		0																										
		130	40																										
	145	170																											

Post-Processed BUILD RB_sbGLC_noHOV_2020 Volumes																													
Peak Hour																													
22	Gravelly Lake Dr																												
2020	SB I-5 Ramps																												
<table border="1"> <tr> <td></td> <td>1,115</td> <td>845</td> <td></td> </tr> <tr> <td>630</td> <td>560</td> <td>555</td> <td>0</td> </tr> <tr> <td></td> <td colspan="2">2,035</td> <td>290</td> </tr> <tr> <td></td> <td></td> <td></td> <td>0</td> </tr> <tr> <td>0</td> <td></td> <td></td> <td>5</td> </tr> <tr> <td></td> <td>70</td> <td>555</td> <td>0</td> </tr> <tr> <td></td> <td>560</td> <td>625</td> <td></td> </tr> </table>			1,115	845		630	560	555	0		2,035		290				0	0			5		70	555	0		560	625	
	1,115	845																											
630	560	555	0																										
	2,035		290																										
			0																										
0			5																										
	70	555	0																										
	560	625																											
23	Gravelly Lake Dr																												
2020	NB I-5 Ramps																												
<table border="1"> <tr> <td></td> <td>560</td> <td>625</td> <td></td> </tr> <tr> <td>0</td> <td>505</td> <td>55</td> <td>505</td> </tr> <tr> <td></td> <td colspan="2">1,345</td> <td>0</td> </tr> <tr> <td></td> <td>0</td> <td></td> <td>0</td> </tr> <tr> <td>640</td> <td>135</td> <td></td> <td>0</td> </tr> <tr> <td></td> <td></td> <td>120</td> <td>25</td> </tr> <tr> <td></td> <td>190</td> <td>145</td> <td></td> </tr> </table>			560	625		0	505	55	505		1,345		0		0		0	640	135		0			120	25		190	145	
	560	625																											
0	505	55	505																										
	1,345		0																										
	0		0																										
640	135		0																										
		120	25																										
	190	145																											

Post-Processed NO BUILD P1 2040 Volumes																													
Peak Hour																													
	Gravelly Lake Dr																												
	SB I-5 Ramps																												
<table border="1"> <tr> <td></td> <td>1,390</td> <td>880</td> <td></td> </tr> <tr> <td>0</td> <td>705</td> <td>685</td> <td>0</td> </tr> <tr> <td></td> <td colspan="2">2,345</td> <td>305</td> </tr> <tr> <td></td> <td></td> <td></td> <td>0</td> </tr> <tr> <td>0</td> <td></td> <td></td> <td>5</td> </tr> <tr> <td></td> <td>70</td> <td>575</td> <td>0</td> </tr> <tr> <td></td> <td>690</td> <td>645</td> <td></td> </tr> </table>			1,390	880		0	705	685	0		2,345		305				0	0			5		70	575	0		690	645	
	1,390	880																											
0	705	685	0																										
	2,345		305																										
			0																										
0			5																										
	70	575	0																										
	690	645																											
	Gravelly Lake Dr																												
	NB I-5 Ramps																												
<table border="1"> <tr> <td></td> <td>690</td> <td>645</td> <td></td> </tr> <tr> <td>505</td> <td>0</td> <td>5</td> <td>685</td> </tr> <tr> <td></td> <td colspan="2">1,490</td> <td>0</td> </tr> <tr> <td></td> <td>0</td> <td></td> <td>0</td> </tr> <tr> <td>110</td> <td>110</td> <td></td> <td>0</td> </tr> <tr> <td></td> <td></td> <td>140</td> <td>45</td> </tr> <tr> <td></td> <td>115</td> <td>185</td> <td></td> </tr> </table>			690	645		505	0	5	685		1,490		0		0		0	110	110		0			140	45		115	185	
	690	645																											
505	0	5	685																										
	1,490		0																										
	0		0																										
110	110		0																										
		140	45																										
	115	185																											

Post-Processed BUILD RB_sbGLC_noHOV_2040 Volume																													
Peak Hour																													
22	Gravelly Lake Dr																												
2040	SB I-5 Ramps																												
<table border="1"> <tr> <td></td> <td>1,190</td> <td>950</td> <td></td> </tr> <tr> <td>715</td> <td>650</td> <td>540</td> <td>0</td> </tr> <tr> <td></td> <td colspan="2">2,205</td> <td>280</td> </tr> <tr> <td></td> <td></td> <td></td> <td>0</td> </tr> <tr> <td>0</td> <td></td> <td></td> <td>0</td> </tr> <tr> <td></td> <td>65</td> <td>670</td> <td>0</td> </tr> <tr> <td></td> <td>540</td> <td>735</td> <td></td> </tr> </table>			1,190	950		715	650	540	0		2,205		280				0	0			0		65	670	0		540	735	
	1,190	950																											
715	650	540	0																										
	2,205		280																										
			0																										
0			0																										
	65	670	0																										
	540	735																											
23	Gravelly Lake Dr																												
2040	NB I-5 Ramps																												
<table border="1"> <tr> <td></td> <td>540</td> <td>735</td> <td></td> </tr> <tr> <td>0</td> <td>615</td> <td>105</td> <td>435</td> </tr> <tr> <td></td> <td colspan="2">1,405</td> <td>0</td> </tr> <tr> <td></td> <td>0</td> <td></td> <td>0</td> </tr> <tr> <td>715</td> <td>100</td> <td></td> <td>0</td> </tr> <tr> <td></td> <td></td> <td>120</td> <td>30</td> </tr> <tr> <td></td> <td>205</td> <td>150</td> <td></td> </tr> </table>			540	735		0	615	105	435		1,405		0		0		0	715	100		0			120	30		205	150	
	540	735																											
0	615	105	435																										
	1,405		0																										
	0		0																										
715	100		0																										
		120	30																										
	205	150																											

PM PEAK HOUR TURNING MOVEMENT SUMMARY

Post-processed Data
from Mesoscopic Model

Post-Processed
EXISTING
2013 Model Volumes
Peak Hour

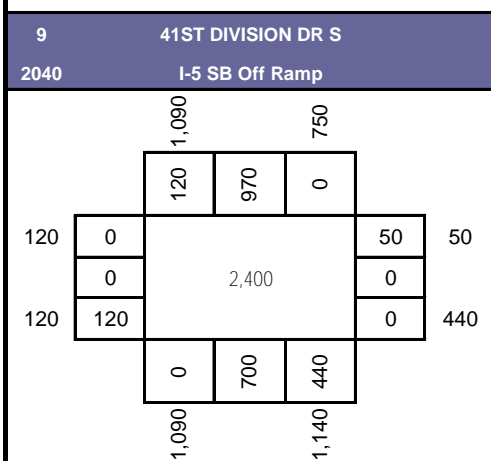
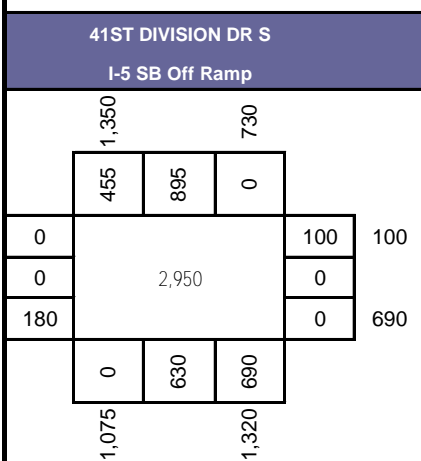
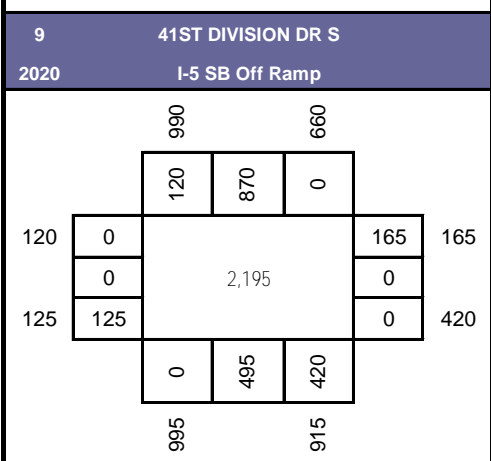
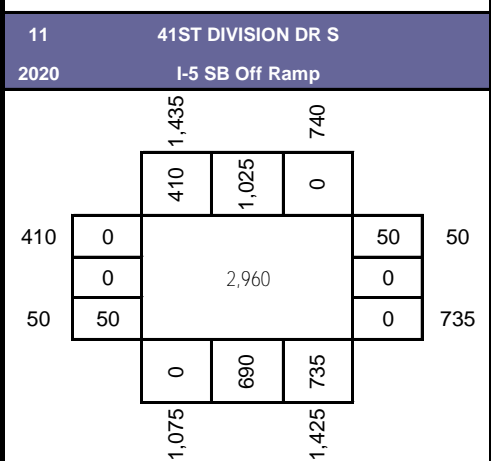
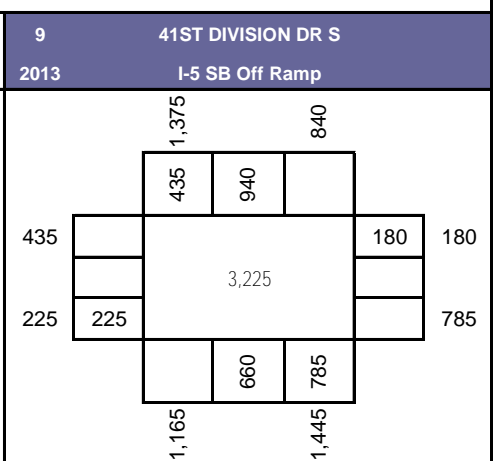
Post-Processed
NO BUILD
P1 2020 Volumes
Peak Hour

Post-Processed
BUILD
RB_sbGLC_noHOV_2020 Volumes
Peak Hour

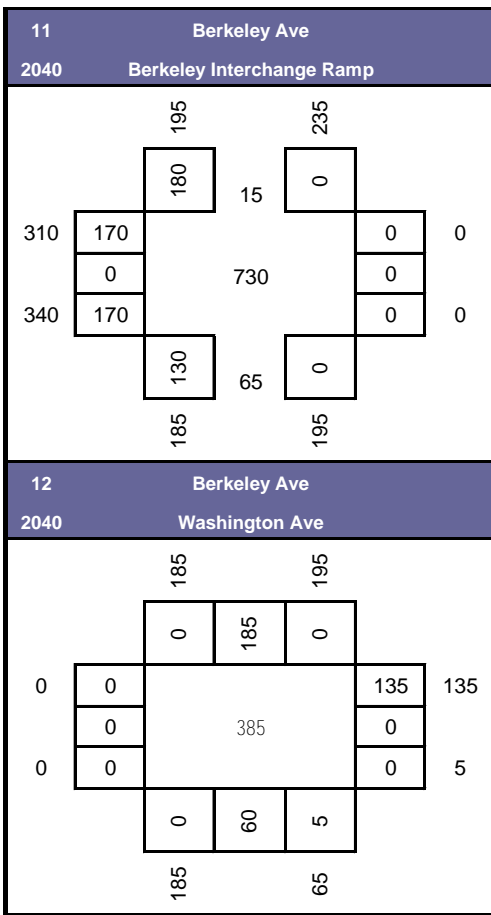
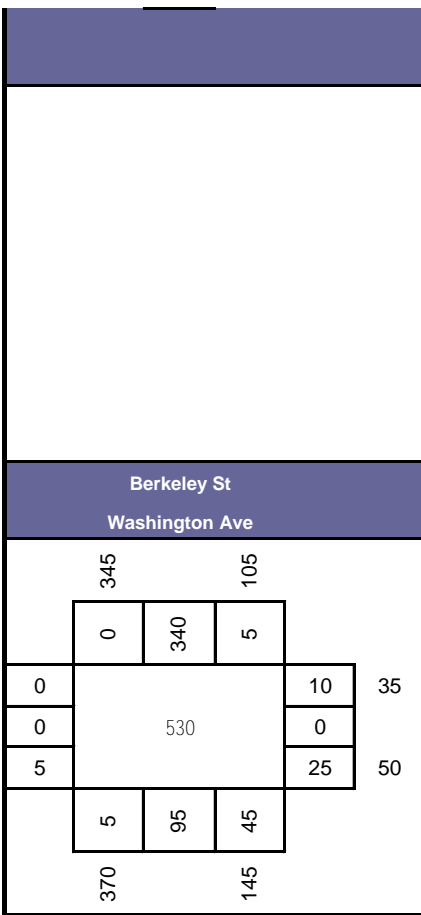
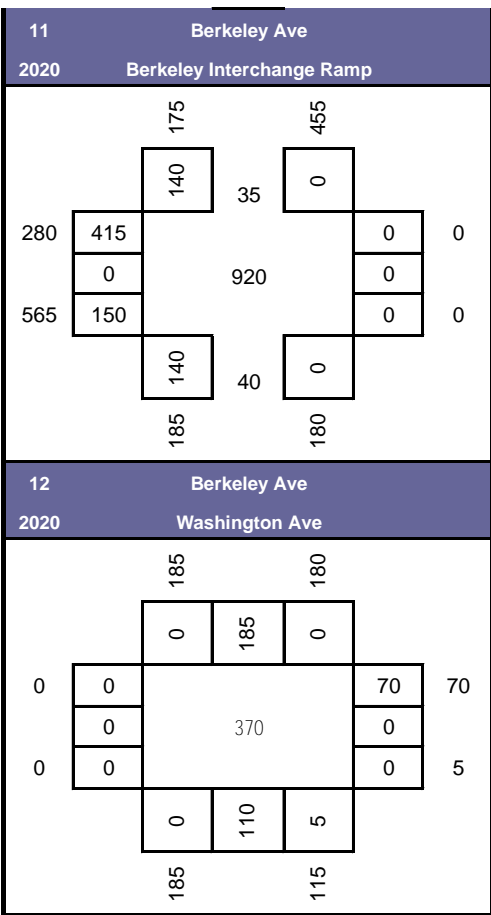
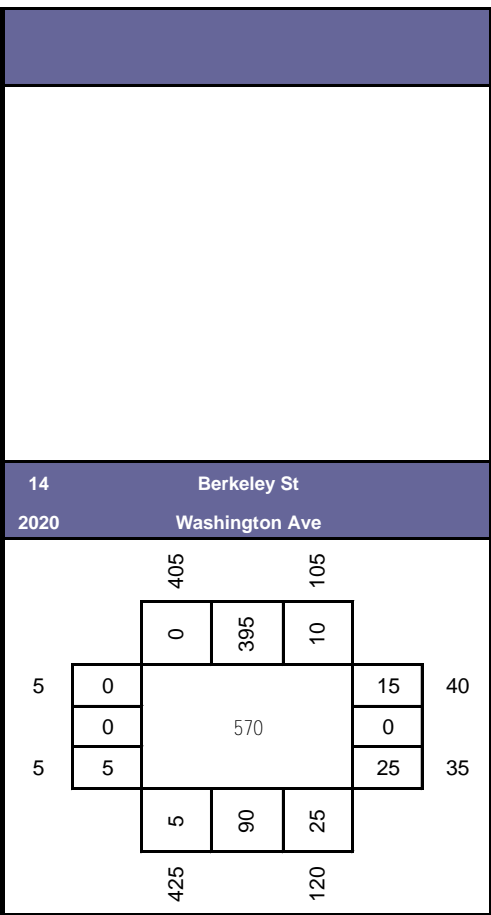
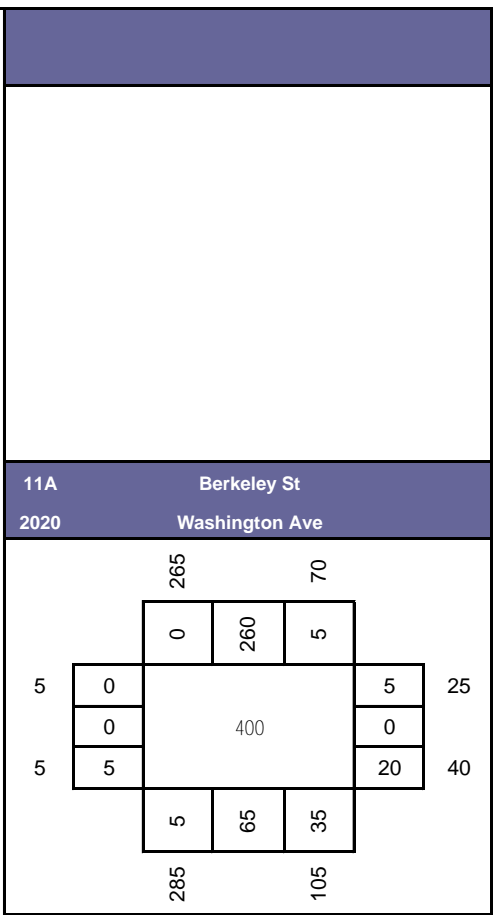
Post-Processed
NO BUILD
P1 2040 Volumes
Peak Hour

Post-Processed
BUILD
RB_sbGLC_noHOV_2040 Volume
Peak Hour

North-South Street	9	41ST DIVISION DR S
East-West Street	2013	I-5 SB Off Ramp
Count Date:	2/13/2013	
Count Source:	TC2 (tube)	
EB	WB	NB
2%	2%	4%
PHF	0.98	
Peak Hour Used:		
From	1630	To 1730



North-South Street	11A	Berkeley St
East-West Street	2020	Washington Ave
NEW INTERSECTION BUILD ALTERNATIVE		
TRUCK DATA NOT AVAILABLE		



PM PEAK HOUR TURNING MOVEMENT SUMMARY

Post-processed Data
from Mesoscopic Model

Post-Processed
EXISTING
2013 Model Volumes
Peak Hour

Post-Processed
NO BUILD
P1 2020 Volumes
Peak Hour

Post-Processed
BUILD
RB_sbGLC_noHOV_2020 Volumes
Peak Hour

Post-Processed
NO BUILD
P1 2040 Volumes
Peak Hour

Post-Processed
BUILD
RB_sbGLC_noHOV_2040 Volume
Peak Hour

North-South Street	11	Berkeley St
East-West Street	2013	Union Ave
Count Date:	2/14/2013	
Count Source:	TC2	
EB	WB	NB
0%	0%	1%
PHF	0.96	
Peak Hour Used:		
From	1630	To 1730

5	0	285	105	30	215
	0	260	25		
	0	800		5	
0	0			180	250
	0	75	225		
	0	440	300		

5	0	425	120	30	160
	0	400	25		
	0	860		5	
5	5			125	205
	0	90	180		
	0	530	270		

15	0	185	115	115	120
	0	0	175		
	0	305		5	
0	0			0	175
	0	0	0		
	0	0	0		

0	0	370	145	35	240
	0	345	25		
	0	965		5	
10	0			200	260
	0	110	235		
	0	555	345		

10	5	185	65	60	65
	0	5	175		
	0	315		5	
5	0			0	235
	0	0	60		
	0	5	60		

North-South Street	12	Berkeley St
East-West Street	2013	SB I-5 Ramps
Count Date:	2/14/2013	
Count Source:	TC2	
EB	WB	NB
0%	1%	0%
PHF	0.95	
Peak Hour Used:		
From	1630	To 1730

580		385	295	55	255
		155	230		
		1,300		5	
0				195	0
		420	240		
		425	660		

565	0	530	270	5	415
	0	260	270		
	0	1,510		5	
0	0			405	0
	0	300	265		
	0	675	565		

745	0	280	565	5	390
	0	195	85		
	0	1,775		5	
0	0			380	0
	0	545	560		
	0	465	1,105		

0	0	555	345	80	435
	0	240	315		
	0	1,605		5	
0	0			350	0
	0	350	265		
	0	665	615		

755	0	310	340	0	290
	0	215	95		
	0	1,475		5	
0	0			285	0
	0	535	340		
	0	380	875		

North-South Street	13	Berkeley St
East-West Street	2013	NB I-5 Ramps
Count Date:	3/5/2013	
Count Source:	TC2	
EB	WB	NB
0%	0%	1%
PHF	0.97	
Peak Hour Used:		
From	1630	To 1730

0	115	425	665		0
	5	300	125		
	20	2,315			
140					1,330
		550	1,200		
		320	1,750		

0	85	675	565	0	0
	5	485	190		
	5	2,445			
95					1,390
		480	1,195		
		490	1,675		

0	225	465	1,105	0	0
	0	460	5		
	0	3,275			
625	400				1,310
		880	1,305		
		860	2,185		

115	0	665	615	0	0
	5	430	235		
	35	2,505			
35					1,425
		500	1,185		
		465	1,685		

0	140	380	875	0	0
	5	380	0		
	90	2,525			
235					1,180
		735	1,175		
		470	1,910		

North-South Street
East-West Street

**NEW INTERSECTION
BUILD ALTERNATIVE**

16	Berkeley St
2020	NB I-5 Ramps

15	Berkeley Ave
2020	NB I-5 Ramps

16	Gravelly-Thorne Connector Ln
2020	Union Ave

180	110	115	0	120	75
	0	0		0	
	0	300		65	
110	0			0	0
	0	0	0		
	0	0	0		

16	Gravelly-Thorne Connector Ln
2040	Union Ave

180	30	100	0	190	240
	0	0		0	
	0	370		80	
30	0			0	0
	0	0	0		
	0	0	0		

PM PEAK HOUR TURNING MOVEMENT SUMMARY

Post-processed Data
from Mesoscopic Model

	Post-Processed EXISTING 2013 Model Volumes Peak Hour	Post-Processed NO BUILD P1 2020 Volumes Peak Hour	Post-Processed BUILD RB_sbGLC_noHOV_2020 Volumes Peak Hour	Post-Processed NO BUILD P1 2040 Volumes Peak Hour	Post-Processed BUILD RB_sbGLC_noHOV_2040 Volume Peak Hour															
<p>North-South Street East-West Street</p> <p>Count Date: 3/5/2013</p> <p>Count Source: TC2</p> <table border="1"> <tr><th>EB</th><th>WB</th><th>NB</th><th>SB</th><th>Total</th></tr> <tr><td>0%</td><td></td><td>1%</td><td>0%</td><td></td></tr> <tr><td colspan="5">PHF 0.96</td></tr> </table> <p>Peak Hour Used:</p> <p>From 1630 To 1730</p>	EB	WB	NB	SB	Total	0%		1%	0%		PHF 0.96					<p>14 Thorne Ln 2014 Union Ave</p>	<p>18 Thorne Ln 2020 Gravelly-Thorne Connector Ln</p>	<p>17 Thorne Ln 2020 Gravelly-Thorne Connector Ln</p>	<p>Thorne Ln Union Ave</p>	<p>17 Thorne Ln 2040 Gravelly-Thorne Connector Ln</p>
EB	WB	NB	SB	Total																
0%		1%	0%																	
PHF 0.96																				
<p>North-South Street East-West Street</p> <p>Count Date: 3/5/2013</p> <p>Count Source: TC2</p> <table border="1"> <tr><th>EB</th><th>WB</th><th>NB</th><th>SB</th><th>Total</th></tr> <tr><td></td><td>1%</td><td>2%</td><td>1%</td><td></td></tr> <tr><td colspan="5">PHF 0.98</td></tr> </table> <p>Peak Hour Used:</p> <p>From 1630 To 1730</p>	EB	WB	NB	SB	Total		1%	2%	1%		PHF 0.98					<p>15 Thorne Ln 2014 SB I-5 Ramps</p>	<p>19 Thorne Ln 2020 SB I-5 Ramps</p>	<p>18 Thorne Ln 2020 SB I-5 Ramps</p>	<p>Thorne Ln SB I-5 Ramps</p>	<p>18 Thorne Ln 2040 SB I-5 Ramps</p>
EB	WB	NB	SB	Total																
	1%	2%	1%																	
PHF 0.98																				
<p>North-South Street East-West Street</p> <p>Count Date: 3/5/2013</p> <p>Count Source: TC2</p> <table border="1"> <tr><th>EB</th><th>WB</th><th>NB</th><th>SB</th><th>Total</th></tr> <tr><td>3%</td><td></td><td>2%</td><td>1%</td><td></td></tr> <tr><td colspan="5">PHF 0.98</td></tr> </table> <p>Peak Hour Used:</p> <p>From 1630 To 1730</p>	EB	WB	NB	SB	Total	3%		2%	1%		PHF 0.98					<p>16 Thorne Ln 2014 NB I-5 Ramps</p>	<p>20 Thorne Ln 2020 NB I-5 Ramps</p>	<p>19 Thorne Ln 2020 NB I-5 Ramps</p>	<p>Thorne Ln NB I-5 Ramps</p>	<p>19 Thorne Ln 2040 NB I-5 Ramps</p>
EB	WB	NB	SB	Total																
3%		2%	1%																	
PHF 0.98																				
<p>North-South Street East-West Street</p> <p>Count Date: 3/7/2013</p> <p>Count Source: TC2</p> <table border="1"> <tr><th>EB</th><th>WB</th><th>NB</th><th>SB</th><th>Total</th></tr> <tr><td></td><td>2%</td><td>2%</td><td>2%</td><td></td></tr> <tr><td colspan="5">PHF 0.95</td></tr> </table> <p>Peak Hour Used:</p> <p>From 1630 To 1730</p>	EB	WB	NB	SB	Total		2%	2%	2%		PHF 0.95					<p>17 Gravelly Lake Dr 2013 Pacific Hwy</p>	<p>21 Gravelly Lake Dr 2020 Pacific Hwy</p>	<p>21 Gravelly Lake Dr 2020 Pacific Hwy</p>	<p>Gravelly Lake Dr Pacific Hwy</p>	<p>20 Gravelly Lake Dr 2040 Pacific Hwy</p>
EB	WB	NB	SB	Total																
	2%	2%	2%																	
PHF 0.95																				

PM PEAK HOUR TURNING MOVEMENT SUMMARY

Post-processed Data
from Mesoscopic Model

Post-Processed
EXISTING
2013 Model Volumes
Peak Hour

Post-Processed
NO BUILD
P1 2020 Volumes
Peak Hour

Post-Processed
BUILD
RB_sbGLC_noHOV_2020 Volumes
Peak Hour

Post-Processed
NO BUILD
P1 2040 Volumes
Peak Hour

Post-Processed
BUILD
RB_sbGLC_noHOV_2040 Volume
Peak Hour

North-South Street		East-West Street	
Count Date:	3/7/2013		
Count Source:	TC2		
EB	WB	NB	SB
3%	1%	1%	
PHF			0.98
Peak Hour Used:			
From 1630		To 1730	

18	Gravelly Lake Dr		
2013	SB I-5 Ramps		
500	1,020	1,330	515
	430	590	
	2,445		0
			25
0	70	840	0
	615	910	

22	Gravelly Lake Dr		
2020	SB I-5 Ramps		
575	1,175	1,250	345
	555	620	0
	2,450		0
			5
0	20	910	0
	625	930	

22	Gravelly Lake Dr		
2020	SB I-5 Ramps		
560	1,025	1,375	455
	545	480	0
	2,430		0
			15
0	15	935	0
	495	950	

	Gravelly Lake Dr		
	SB I-5 Ramps		
0	1,150	1,245	300
	560	590	0
	2,520		0
			5
0	120	950	0
	595	1,070	

21	Gravelly Lake Dr		
2040	SB I-5 Ramps		
495	1,035	1,370	200
	470	565	0
	2,435		0
			5
0	25	1,175	0
	570	1,200	

North-South Street		East-West Street	
Count Date:	3/7/2013		
Count Source:	TC2		
EB	WB	NB	SB
1%		1%	2%
PHF			0.93
Peak Hour Used:			
From 1630		To 1730	

19	Gravelly Lake Dr		
2013	NB I-5 Ramps		
0	615	910	0
	755	90	525
	1,650		0
			0
845	85	155	35
	175	190	

23	Gravelly Lake Dr		
2020	NB I-5 Ramps		
0	625	930	0
	730	65	560
	1,675		0
			0
800	65	200	50
	130	250	

23	Gravelly Lake Dr		
2020	NB I-5 Ramps		
0	495	950	0
	790	100	395
	1,530		0
			0
865	70	160	10
	170	170	

	Gravelly Lake Dr		
	NB I-5 Ramps		
720	595	1,070	0
	0	30	565
	1,820		0
			0
60	0	350	90
	90	440	

22	Gravelly Lake Dr		
2040	NB I-5 Ramps		
0	570	1,200	0
	790	20	550
	1,840		0
			0
820	25	410	40
	45	450	