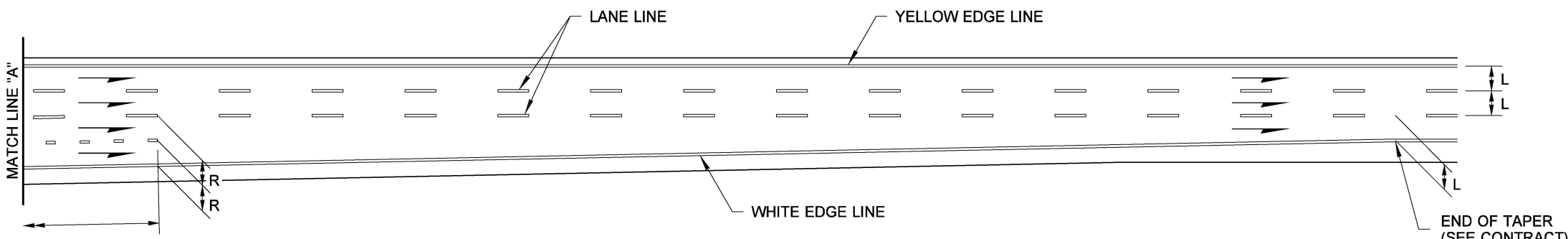
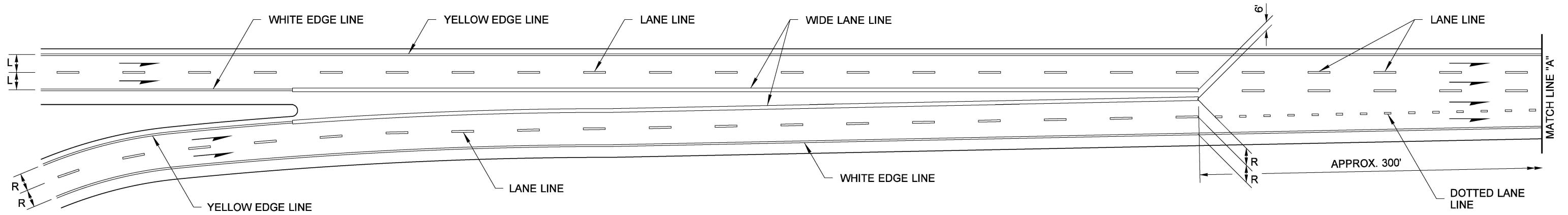


DRAWN BY: FERNLIDDELL



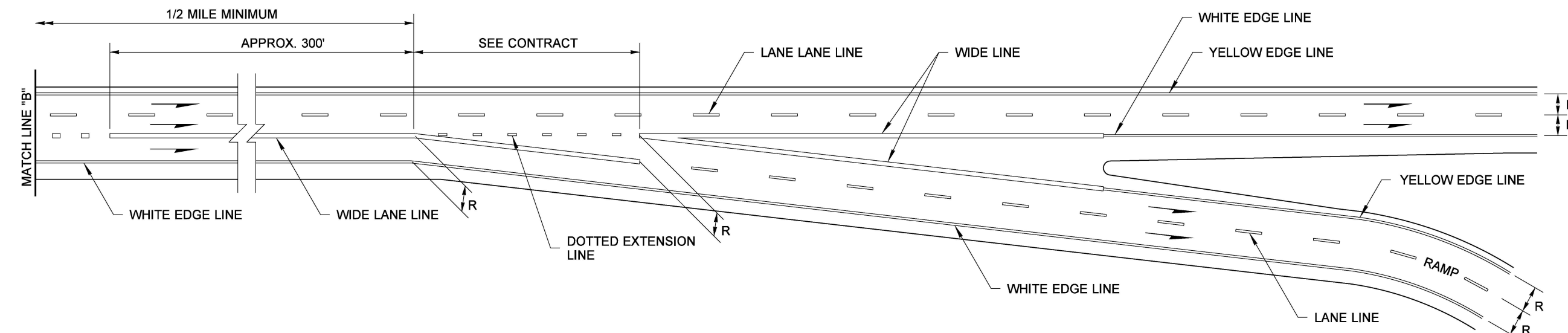
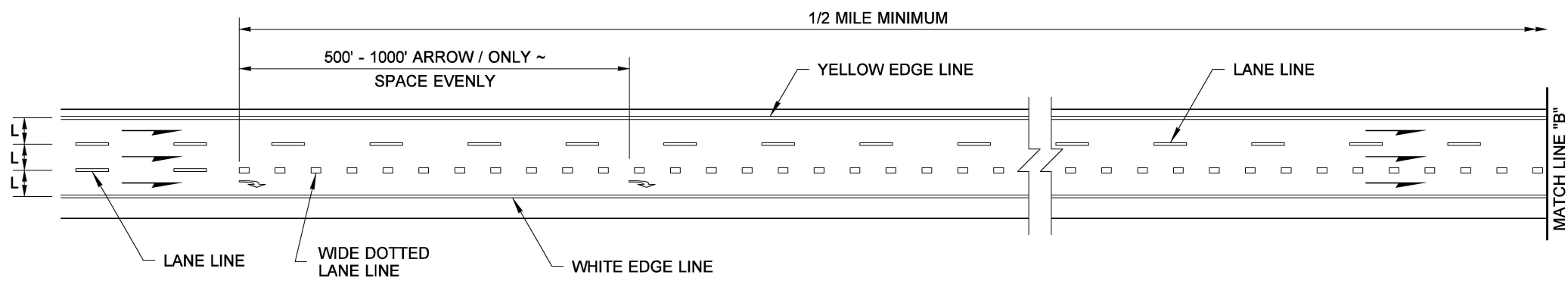
TWO-LANE TAPERED ON-CONNECTION

NOTES

1. Where shown on the plans or specified in the Special Provisions, raised pavement markers shall be used to supplement or substitute for the painted pavement markings shown hereon. See the **Standard Plans** for RPM supplement and substitution patterns.
2. The channelization shown on this plan assumes optimal roadway geometric design. The dimensions may vary to fit existing conditions. See Contract.

LEGEND

R = RAMP LANE WIDTH
L = LANE WIDTH



TWO-LANE TAPERED OFF-CONNECTION



Brian J. Walsh Walsh, Brian
Sep 23 2020 1:52 PM

**RAMP CHANNELIZATION
TWO LANE**

STANDARD PLAN M-1.40-03

SHEET 1 OF 1 SHEET

APPROVED FOR PUBLICATION
Date: 2020.09.25 14:50:15
-07'00"
STATE DESIGN ENGINEER
Washington State Department of Transportation