

# Peak Hour Report

YEAR 2016

---



In cooperation with the  
United States Department of Transportation  
Federal Highway Administration

**Transportation Data, GIS & Modeling Office**  
**[tdgmoptrprocessing@wsdot.wa.gov](mailto:tdgmoptrprocessing@wsdot.wa.gov)**  
**(360) 570-2392 MS:47380**

## **TABLE OF CONTENTS**

**Introduction**

**Statewide Map**

**Puget Sound Map**

**Site Index Description**

**Design Hour Factor**

**Factor Support**

**Data Summary**

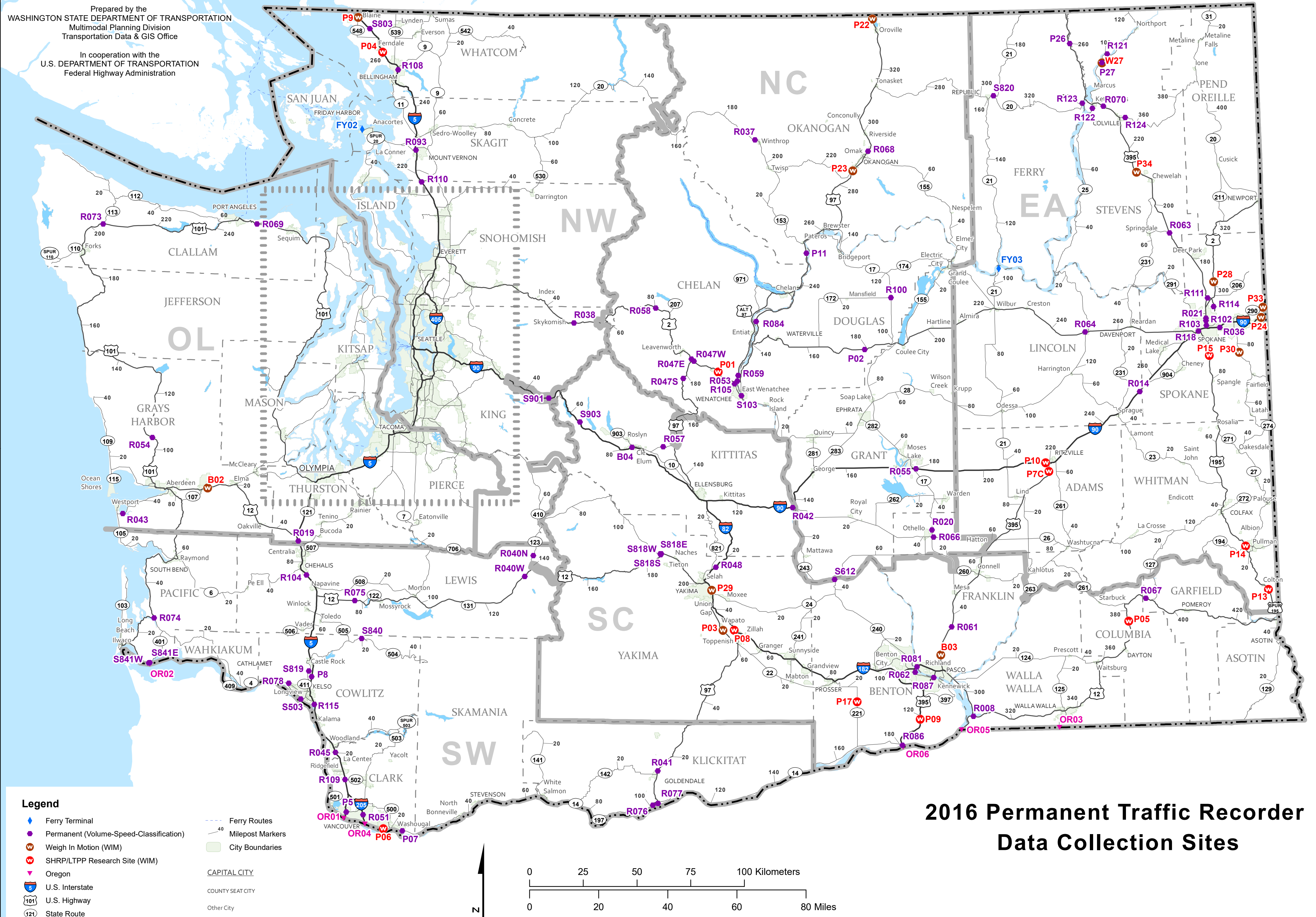
**Glossary**

## Introduction

**The Washington State Department of Transportation (WSDOT) is responsible for the administration of approximately 7,000 miles of roadway, involving large annual expenditures for planning, design, construction, and maintenance. This requires having reliable and current traffic volume and speed information, vehicle type classification information, and travel statistics throughout the state.**

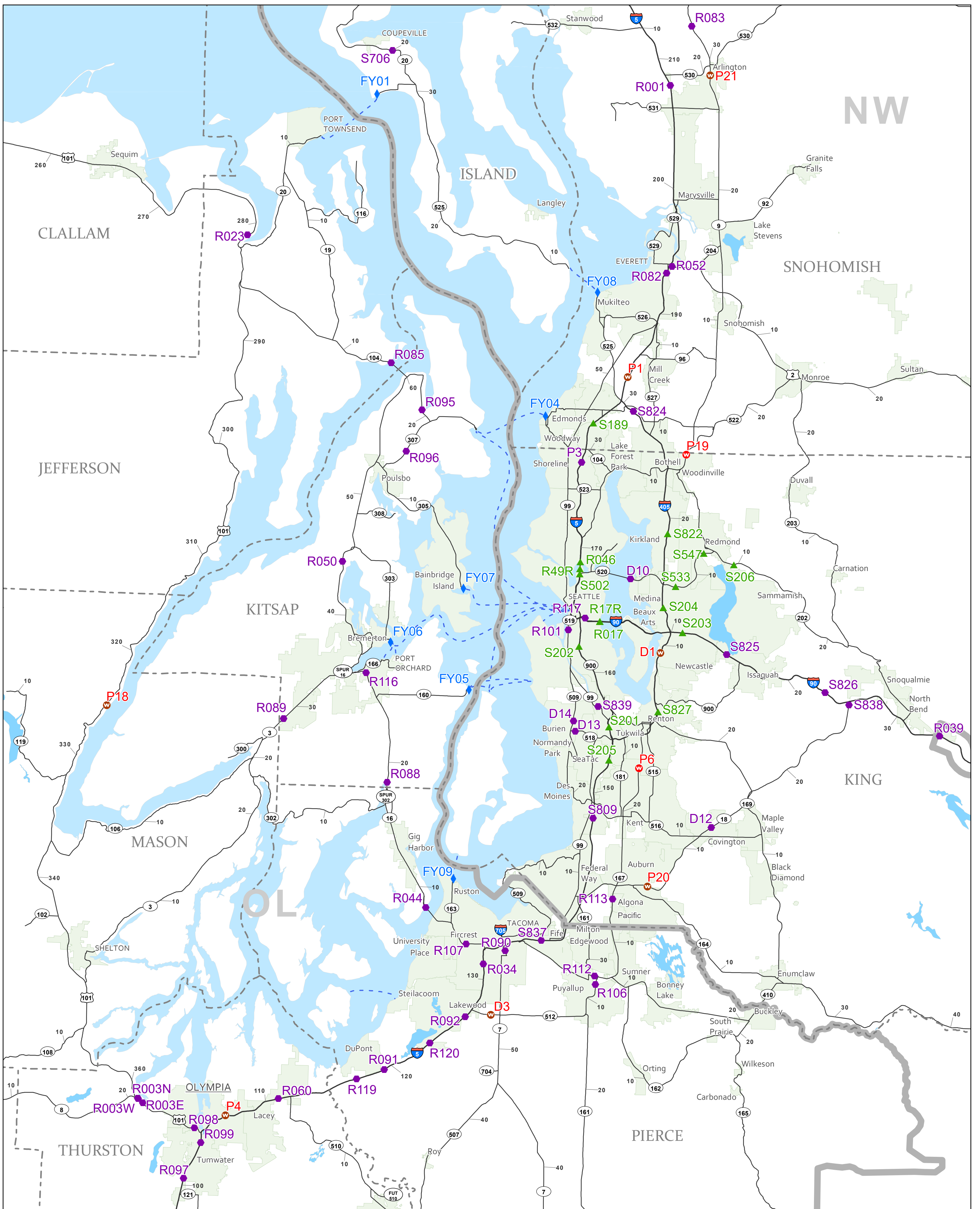
The *Peak Hour Report* lists the top 200 highest volume hours for the year at permanent traffic recorders around the state. Traffic volumes for these hours are provided in both actual terms and as a percentage of Annual Average Daily Traffic (referred to as the K factor). Also provided for each hour is the percentage of total traffic occurring in the highest volume direction (referred to as the D factor). This information is used by engineers and planners to estimate future volumes and design highway features.

For a given permanent traffic recorder, the “design hour factor” will usually represent the 30<sup>th</sup> highest hour, although when a location displays an atypically strong seasonal variation in traffic volumes then a lower volume hour may be more appropriate. This report provides a summary page that lists average design hour factors by various categorizations. These can be used by planners and engineers when a design hour factor is required but a permanent traffic recorder is not available near the area of interest.

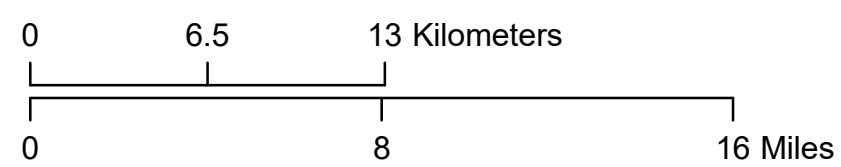


## 2016 Permanent Traffic Recorder Data Collection Sites





# 2016 Permanent Traffic Recorder Data Collection Sites



### Legend

- ◆ Ferry Terminal
- ▲ Northwest Region Volume Recorder
- Permanent (Volume-Speed-Classification)
- ⊙ Weigh In Motion (WIM)
- ⊙ SHRP/LTPP Research Site (WIM)
- ⬇ U.S. Interstate
- 101 U.S. Highway
- 121 State Route
- Ferry Routes
- Milepost Markers
- City Boundaries
- CAPITAL CITY
- COUNTY SEAT CITY
- Other City

SITE INDEX - PEAK HOUR REPORT 2016									
Site ID	Site Area	State Route	Mile Post	Location Description	Region Office	Geographic Region	Rural Urban	Rec-reaction	Data Status
<a href="#">R052</a>	EVERETT	002	0.26	E/O I-5 I/C	NW	Western	U		
<a href="#">R038</a>	SKYKOMISH	002	50.12	E/O OLD CASCADE HIGHWAY	NW	Western	R	Yes	
<a href="#">R058</a>	NASON CREEK	002	80.20	E/O NASON RIDGE ROAD	NC	Eastern	R	Yes	
<a href="#">R047W</a>	PESHASTIN	002	103.92	W/O GREEN AND SAUNDERS ROADS	NC	Eastern	R		
<a href="#">R047E</a>	DRYDEN	002	104.84	E/O US 97	NC	Eastern	R		
<a href="#">P01</a>	CASHMERE	002	113.10	W/O RED APPLE ROAD	NC	Eastern	R		
<a href="#">R053</a>	WENATCHEE	002	119.77	E/O US 97 AR I/C	NC	Eastern	U		
<a href="#">P02</a>	COULEE CITY	002	179.10	E/O J SE	NC	Eastern	R	Yes	
<a href="#">R064</a>	DAVENPORT	002	250.50	W/O GUNNING RD	EA	Eastern	R		
<a href="#">R021</a>	SPOKANE	002	289.79	N/O WALTON AVENUE	EA	Eastern	U		
<a href="#">P28</a>	CHATTAROY	002	301.40	S/O NORWOOD ROAD	EA	Eastern	R		
<a href="#">R089</a>	BELFAIR	003	28.68	S/O LAKE FLORA ROAD	OL	Western	U		
<a href="#">R050</a>	SILVERDALE	003	44.33	N/O NEWBERRY HILL I/C	OL	Western	U		
<a href="#">R078</a>	LONGVIEW	004	55.05	W/O SR 432 AND COAL CREEK ROAD	SW	Western	R		
<a href="#">P5</a>	VANCOUVER	005	1.98	S/O SR 500 NE 39TH STREET I/C	SW	Western	U		
<a href="#">R109</a>	BATTLEGROUND	005	11.65	N/O SR 502 I/C	SW	Western	R		
<a href="#">R045</a>	WOODLAND	005	20.14	S/O SR 503 I/C	SW	Western	U		
<a href="#">R115</a>	KELSO	005	35.88	S/O SR 432 I/C	SW	Western	U		
<a href="#">P8</a>	KELSO	005	44.30	N/O KELSO WEIGH STATION	SW	Western	R		
<a href="#">R104</a>	CHEHALIS	005	75.35	N/O LABREE ROAD I/C	SW	Western	U		
<a href="#">R019</a>	GRAND MOUND	005	85.57	S/O US 12 I/C	OL	Western	R		
<a href="#">R097</a>	TUMWATER	005	100.54	S/O TUMWATER BLVD I/C	OL	Western	U		
<a href="#">R099</a>	TUMWATER	005	104.04	N/O DESCHUTES PARKWAY OFF RAMP	OL	Western	U		
<a href="#">P4</a>	OLYMPIA	005	106.70	S/O PACIFIC AVENUE I/C	OL	Western	U		
<a href="#">R060</a>	LACEY	005	110.03	S/O SR 510 I/C	OL	Western	U		
<a href="#">R119</a>	FT LEWIS	005	117.18	N/O MOUNTS RD I/C	OL	Western	R		
<a href="#">R091</a>	DUPONT	005	119.39	N/O DUPONT I/C	OL	Western	U		
<a href="#">R120</a>	LAKEWOOD	005	123.43	S/O THORNE LANE I/C	OL	Western	U		
<a href="#">R092</a>	LAKEWOOD	005	126.18	S/O SR 512 I/C	OL	Western	U		
<a href="#">R034</a>	TACOMA	005	131.18	N/O S 56TH STREET I/C	OL	Western	U		
<a href="#">S837</a>	FIFE	005	136.80	S/O SR 99 I/C	OL	Western	U		
<a href="#">S809</a>	KENT	005	148.07	S/O SR 516 I/C	NW	Western	U		
<a href="#">S205</a>	TUKWILA	005	153.48	S/O SR 405/SR 518 I/C	NW	Western	U		
<a href="#">S201</a>	TUKWILA	005	155.69	N/O SR 405/SR 518 I/C	NW	Western	U		No Data
<a href="#">S202</a>	SEATTLE	005	162.35	N/O CORSON AVENUE I/C	NW	Western	U		No Data
<a href="#">R046</a>	SEATTLE	005	168.84	S/O NE 45TH STREET I/C	NW	Western	U		
<a href="#">P3</a>	SHORELINE	005	176.72	AT NE 185TH STREET UXING	NW	Western	U		
<a href="#">S189</a>	MTLAKE TERRACE	005	179.88	N/O 220TH STREET SW I/C	NW	Western	U		No Data
<a href="#">P1</a>	EVERETT	005	184.48	N/O 164TH STREET SW I/C	NW	Western	U		
<a href="#">R082</a>	EVERETT	005	193.07	S/O PACIFIC AVENUE I/C	NW	Western	U		
<a href="#">R001</a>	MARYSVILLE	005	207.76	S/O SR 530 I/C	NW	Western	R		
<a href="#">R110</a>	CONWAY	005	217.17	S/O STARBIRD RD I/C	NW	Western	R		
<a href="#">R093</a>	MOUNT VERNON	005	226.96	N/O SR 536 I/C	NW	Western	U		No Data
<a href="#">R108</a>	BELLINGHAM	005	253.81	N/O IOWA STREET I/C	NW	Western	U		
<a href="#">P04</a>	FERNDALE	005	261.33	N/O SLATER ROAD I/C	NW	Western	U		
<a href="#">S803</a>	CUSTER	005	269.41	S/O BIRCH BAY/LYNDEN ROAD I/C	NW	Western	R		
<a href="#">P9</a>	PEACE PORTAL	005	274.17	N/O PEACE PORTAL DRIVE I/C	NW	Western	U		

SITE INDEX - PEAK HOUR REPORT 2016									
Site ID	Site Area	State Route	Mile Post	Location Description	Region Office	Geographic Region	Rural Urban	Rec-reaction	Data Status
<a href="#">R090</a>	TACOMA	007	58.20	N/O 38TH STREET I/C	OL	Western	U		
<a href="#">R003W</a>	OLYMPIA	008	20.67	AT US 101 BRIDGE	OL	Western	U		No Data
<a href="#">P21</a>	ARLINGTON	009	28.75	N/O HIGHLAND DRIVE	NW	Western	U		
<a href="#">R083</a>	BRYANT	009	32.98	N/O 53RD AVE NE	NW	Western	R		
<a href="#">B02</a>	BRADY	012	12.30	W/O MONTE BRADY LOOP ROAD WYE CONN	OL	Western	U		
<a href="#">R075</a>	SALKUM	012	77.78	E/O KENNEDY ROAD	SW	Western	R		
<a href="#">R040W</a>	PACKWOOD	012	135.10	W/O COAL CREEK BRIDGE	SW	Western	R	Yes	
<a href="#">S818S</a>	WHITE PASS	012	185.25	S/O SR 410 I/C	SC	Eastern	R	Yes	
<a href="#">S818E</a>	NACHES	012	185.62	E/O SR 410	SC	Eastern	R	Yes	
<a href="#">R008</a>	WALLULA	012	307.90	E/O US 730 WALLULA SPUR	SC	Eastern	R		
<a href="#">P05</a>	DAYTON	012	376.98	W/O TUCANNON RIVER BRIDGE	SC	Eastern	R		
<a href="#">R067</a>	POMEROY	012	389.71	W/O PATAHA CREEK BRIDGE	SC	Eastern	R		
<a href="#">P06</a>	CAMAS	014	11.90	E/O ALPINE RD	SW	Western	U		
<a href="#">P07</a>	WASHOUGAL	014	17.70	E/O 32ND STREET	SW	Western	U		
<a href="#">R076</a>	Maryhill	014	100.64	W/O SR 14 MARYHILL SPUR-MARYHILL	SW	Eastern	R		
<a href="#">R077</a>	STONEHENGE	014	102.27	W/O MARYHILL ROAD	SW	Eastern	R		
<a href="#">R107</a>	TACOMA	016	1.63	W/O UNION AVENUE I/C	OL	Western	U		
<a href="#">R044</a>	TACOMA	016	8.43	W/O TACOMA NARROWS BR	OL	Western	U		
<a href="#">R088</a>	BURLEY	016	18.65	N/O SR 302 PURDY SPUR	OL	Western	R		
<a href="#">R116</a>	PORT ORCHARD	016	27.09	W/O CLIFTON RD I/C	OL	Western	U		
<a href="#">R020</a>	OTHELLO	017	30.37	S/O LEE ROAD	NC	Eastern	R		
<a href="#">R100</a>	MANSFIELD	017	112.25	N/O SR 172	NC	Eastern	R		
<a href="#">P20</a>	AUBURN	018	5.26	E/O SR 164 I/C	NW	Western	U		
<a href="#">D12</a>	COVINGTON	018	12.55	AT 180TH AVENUE SE UXING	NW	Western	U		
<a href="#">S838</a>	ECHO GLEN	018	27.62	S/O SE 104TH ST	NW	Western	R		
<a href="#">S706</a>	COUPEVILLE	020	20.02	E/O RHODODENDRON	NW	Western	R		No Data
<a href="#">R037</a>	WINTHROP	020	191.90	W/O RADER ROAD	NC	Eastern	R	Yes	
<a href="#">S820</a>	REPUBLIC	020	304.60	W/O FAIRGROUNDS ROAD	EA	Eastern	R		
<a href="#">R123</a>	SHERMAN PASS	020	340.64	E/O MELLENERBERGER RD	EA	Eastern	R		
<a href="#">R124</a>	EAST COLVILLE	020	356.01	E/O EVERGREEN RD	EA	Eastern	R		
<a href="#">S612</a>	VERNITA	024	43.50	AT COLUMBIA RIVER BRIDGE	SC	Eastern	R		
<a href="#">R122</a>	KETTLE FALLS	025	79.88	S/O HILLCREST LOOP RD	EA	Eastern	R		
<a href="#">P27</a>	BOSSBURG	025	97.00	N/O BOSSBURG ROAD	EA	Eastern	R		
<a href="#">R121</a>	NORTHPORT	025	100.60	N/O WILLIAMS LAKE RD	EA	Eastern	R		
<a href="#">R066</a>	OTHELLO	026	43.06	E/O SR 17 I/C	NC	Eastern	R	Yes	
<a href="#">P30</a>	SPOKANE VALLEY	027	77.30	S/O GIBBS ROAD	EA	Eastern	R		
<a href="#">R048</a>	SELAH	082	24.83	E/O SELAH CR REST AREA ON RAMP	SC	Eastern	R		
<a href="#">P29</a>	YAKIMA	082	34.02	NW/O SR 24 I/C	SC	Eastern	U		
<a href="#">P08</a>	BUENA	082	48.50	W/O SR 22 I/C	SC	Eastern	R		
<a href="#">P09</a>	PLYMOUTH	082	121.20	W/O COFFIN ROAD I/C	SC	Eastern	R		
<a href="#">R086</a>	UMATILLA	082	132.03	E/O SR 14 I/C	SC	Eastern	R		
<a href="#">R117</a>	RAINIER AVE	090	2.98	W/O RAINIER AVE I/C	NW	Western	U		
<a href="#">R017</a>	SEATTLE	090	4.22	AT EAST END OF MT BAKER TUNNEL	NW	Western	U		No Data
<a href="#">S203</a>	BELLEVUE	090	10.82	E/O I-405 I/C	NW	Western	U		
<a href="#">S825</a>	ISSAQUAH	090	14.65	W/O SR 900 I/C	NW	Western	U		
<a href="#">S826</a>	PRESTON	090	23.54	E/O JONES ROAD I/C	NW	Western	R		
<a href="#">R039</a>	NORTH BEND	090	33.56	W/O 468TH AVENUE SE I/C	SC	Western	U		



SITE INDEX - PEAK HOUR REPORT 2016									
Site ID	Site Area	State Route	Mile Post	Location Description	Region Office	Geographic Region	Rural Urban	Recreation	Data Status
<a href="#">S901</a>	TINKHAM	090	47.71	AT TINKHAM ROAD UXING	SC	Western	R		
<a href="#">S903</a>	CABIN CREEK	090	63.98	AT CABIN CREEK ROAD UXING	SC	Eastern	R		
<a href="#">B04</a>	CLE ELUM	090	82.70	W/O W FIRST STREET I/C	SC	Eastern	R		
<a href="#">R042</a>	VANTAGE	090	136.59	E/O HUNTZINGER ROAD I/C	SC	Eastern	R		
<a href="#">R055</a>	MOSES LAKE	090	180.33	E/O SR 17 I/C	NC	Eastern	R		
<a href="#">P10</a>	RITZVILLE	090	218.83	W/O US 395 I/C	EA	Eastern	R		
<a href="#">R014</a>	FISHTRAP	090	254.23	E/O FISHTRAP ROAD I/C	EA	Eastern	R		
<a href="#">R118</a>	SPOKANE	090	278.80	E/O SR 2 I/C	EA	Eastern	U		
<a href="#">R036</a>	SPOKANE VALLEY	090	285.23	W/O SPRAGUE AVENUE I/C	EA	Eastern	U		
<a href="#">P24</a>	SPOKANE	090	298.79	W/O SPOKANE BRIDGE ROAD I/C	EA	Eastern	U		
<a href="#">R041</a>	GOLDENDALE	097	13.41	N/O STATE FRONTAGE ROAD	SW	Eastern	R		
<a href="#">P03</a>	WAPATO	097	66.30	S/O PROGRESSIVE ROAD WYE CONN	SC	Eastern	R		
<a href="#">R047S</a>	BLEWETT PASS	097	178.19	S/O OLD BLEWETT ROAD	NC	Eastern	R		
<a href="#">R084</a>	ORONDO	097	220.55	N/O BRAYS ROAD	NC	Eastern	R		
<a href="#">P11</a>	PATEROS	097	250.35	N/O STARR ROAD	NC	Eastern	R		
<a href="#">P23</a>	OKANOGAN	097	286.16	S/O SR 20	NC	Eastern	R		
<a href="#">R068</a>	OMAK	097	293.42	N/O COPPLE ROAD	NC	Eastern	R		
<a href="#">P22</a>	OROVILLE	097	335.30	S/O SHIRLEY ROAD	NC	Eastern	R		
<a href="#">R059</a>	ROCKY REACH	097AR	201.53	N/O OHME GARDEN AND WAREHOUSE ROADS	NC	Eastern	U		
<a href="#">R101</a>	SEATTLE	099	29.37	N/O SPOKANE STREET BRIDGE	NW	Western	U		
<a href="#">S841NW</a>	ASTORIA/CHINOOK	101	0.60	NW/O SR 401 I/C	SW	Western	R		
<a href="#">R074</a>	NEMAH	101	30.00	N/O SR 4	SW	Western	R	Yes	
<a href="#">R054</a>	HUMPTULIPS	101	104.55	S/O HENSEL ROAD	OL	Western	R		
<a href="#">R073</a>	SAPPHO	101	204.00	E/O SR 113/BURNT MOUNTAIN ROAD	OL	Western	R		
<a href="#">R069</a>	PORT ANGELES	101	254.35	EAST OF LAKE FARM ROAD	OL	Western	U		
<a href="#">R023</a>	DISCOVERY BAY	101	281.15	S/O ORCAS AND HOLLAND DRIVES	OL	Western	R		
<a href="#">P18</a>	LILLIWAUP	101	324.80	S/O EAGLE CREEK BRIDGE	OL	Western	R	Yes	
<a href="#">R003N</a>	OLYMPIA	101	361.37	N/O SR 8	OL	Western	U		
<a href="#">R003E</a>	OLYMPIA	101	362.01	E/O SR 8	OL	Western	U		
<a href="#">R098</a>	OLYMPIA	101	366.77	E/O COOPER POINT RD I/C	OL	Western	U		
<a href="#">R085</a>	HOOD CANAL	104	13.92	AT HOOD CANAL BRIDGE	OL	Western	R		
<a href="#">R095</a>	PT GAMBLE	104	19.48	W/O OLD PORT GAMBLE ROAD WYE CONN	OL	Western	R		
<a href="#">R043</a>	WESTPORT	105	31.92	AT ELK RIVER BRIDGE	OL	Western	R		
<a href="#">R040N</a>	OHANAPECOSH	123	3.88	N/O ENTRANCE / EXIT OHANAPECOSH CAMPGROUND	SW	Western	R	Yes	
<a href="#">R112</a>	FORT MALONE	167	5.71	S/O SR 512 I/C	OL	Western	U		
<a href="#">R113</a>	ALGONA	167	13.30	S/O 15TH STREET SW I/C	NW	Western	U		No Data
<a href="#">P6</a>	KENT	167	23.70	N/O S 212TH STREET I/C	NW	Western	U		
<a href="#">R081</a>	PASCO	182	6.34	AT COLUMBIA RIVER BRIDGE	SC	Eastern	U		
<a href="#">P13</a>	UNIONTOWN	195	6.01	S/O BAUER RD NO 9440	EA	Eastern	R		
<a href="#">P14</a>	PULLMAN	195	22.20	S/O SR 270	EA	Eastern	R		
<a href="#">P15</a>	SPANGLE	195	87.70	N/O WASHINGTON ROAD	EA	Eastern	R		
<a href="#">S206</a>	REDMOND	202	9.65	W/O 204TH PLACE NE	NW	Western	U		
<a href="#">R051</a>	VANCOUVER	205	29.85	N/O MILL PLAIN I/C	SW	Western	U		
<a href="#">P17</a>	PROSSER	221	13.10	S/O SELLARDS ROAD	SC	Eastern	R		
<a href="#">R062</a>	RICHLAND	240	37.20	W/O COLUMBIA PARK TRAIL I/C	SC	Eastern	U		
<a href="#">S103</a>	EAST WENATCHEE	285	0.40	AT COLUMBIA RIVER BRIDGE	NC	Eastern	U		
<a href="#">R105</a>	WENATCHEE	285	4.51	AT WENATCHEE RIVER BRIDGE	NC	Eastern	U		



SITE INDEX - PEAK HOUR REPORT 2016									
Click Site ID	(Sorted on SR)								
Site ID	Site Area	State Route	Mile Post	Location Description	Region Office	Geographic Region	Rural Urban	Rec-reation	Data Status
<a href="#">P33</a>	NEWMAN LAKE	290	17.66	W/O IDAHO ROAD	EA	Eastern	R		
<a href="#">R096</a>	POULSBO	307	2.31	S/O NE GUNDERSON ROAD	OL	Western	R		
<a href="#">R087</a>	KENNEWICK	395	18.58	AT COLUMBIA RIVER BRIDGE	SC	Eastern	U		
<a href="#">B03</a>	PASCO	395	27.20	S/O VINEYARD DR	SC	Eastern	R		
<a href="#">R061</a>	ELTOPIA	395	36.24	N/O E ELM ROAD	SC	Eastern	R		
<a href="#">P7C</a>	RITZVILLE	395	93.01	S/O I-90 I/C	EA	Eastern	R		
<a href="#">R063</a>	LOON LAKE	395	190.29	S/O SR 292	EA	Eastern	R		
<a href="#">P34</a>	CHEWELAH	395	212.65	S/O IMMEL RD	EA	Eastern	R		
<a href="#">R070</a>	KETTLE FALLS	395	235.60	S/O PINGSTON ROAD	EA	Eastern	R		
<a href="#">P26</a>	ORIENT	395	260.00	S/O LOUISE AVENUE	EA	Eastern	R		
<a href="#">R114</a>	SPOKANE	395SPNSC	163.98	S/O PARKSMITH DRIVE I/C	EA	Eastern	U		
<a href="#">R111</a>	WANDEMERE	395SPNSC	167.18	W/O FARWELL ROAD I/C	EA	Eastern	U		
<a href="#">S841NE</a>	ASTORIA/MEGLER	401	0.15	NE/O SR101	SW	Western	R		
<a href="#">S827</a>	RENTON	405	4.96	N/O SUNSET BLVD NE	NW	Western	U		
<a href="#">D1</a>	BELLEVUE	405	9.26	AT 112TH AVENUE SE UXING	NW	Western	U		
<a href="#">S204</a>	BELLEVUE	405	13.04	N/O SE 8TH STREET I/C	NW	Western	U		No Data
<a href="#">S822</a>	KIRKLAND	405	18.70	N/O NE 85TH STREET I/C	NW	Western	U		
<a href="#">S824</a>	BOTHELL	405	28.99	N/O SR 527 I/C	NW	Western	U		
<a href="#">S818W</a>	CHINOOK PASS	410	116.26	W/O SR 12 I/C	SC	Eastern	R	Yes	
<a href="#">S819</a>	LEXINGTON	411	7.97	S/O SANDY BEND ROAD	SW	Western	R		
<a href="#">S503</a>	LONGVIEW	433	0.70	AT COLUMBIA RIVER BRIDGE	SW	Western	U		
<a href="#">S840</a>	KID VALLEY	504	19.43	E/O PRIVATE ROAD 1900	SW	Western	R	Yes	
<a href="#">D14</a>	BURIEN	509	26.37	N/O SR 518 I/C	NW	Western	U		
<a href="#">D3</a>	PARKLAND	512	1.53	W/O SR 7 I/C	OL	Western	U		
<a href="#">R106</a>	PUYALLUP	512	11.43	E/O PIONEER AVENUE I/C	OL	Western	U		
<a href="#">D13</a>	BURIEN	518	0.35	E/O SR 509 I/C	NW	Western	U		
<a href="#">S502</a>	SEATTLE	520	0.00	AT SR 520 BEGIN ROUTE	NW	Western	U		
<a href="#">D10</a>	SEATTLE	520	4.00	W/O 76TH AVE NE UXING	NW	Western	U		
<a href="#">S533</a>	BELLEVUE	520	7.93	W/O 148TH AVENUE NE I/C	NW	Western	U		No Data
<a href="#">S547</a>	REDMOND	520	12.01	E/O W. LAKE SAMMAMISH PKWY I/C	NW	Western	U		
<a href="#">P19</a>	WOODINVILLE	522	13.30	W/O SR 9 I/C	NW	Western	U		
<a href="#">S839</a>	TUKWILA	599	1.15	E/O SR 99 I/C	NW	Western	U		
<a href="#">R057</a>	TEANAWAY	970	6.85	W/O TEANAWAY ROAD	SC	Eastern	R	Yes	

**PEAK HOUR REPORT 2016**  
**AVERAGE DESIGN HOUR FACTORS AS A PERCENT OF AADT**

STATEWIDE AVERAGE OF <u>164</u> TOTAL LOCATIONS	DESIGN FACTOR AVG <u>11.09</u> %
STATEWIDE AVERAGE OF <u>88</u> RURAL LOCATIONS	DESIGN FACTOR AVG <u>12.93</u> %
STATEWIDE AVERAGE OF <u>76</u> URBAN LOCATIONS	DESIGN FACTOR AVG <u>8.96</u> %

0-2,500 AADT =	<u>15.48</u> %	<u>7</u> RECREATIONAL	&	<u>16</u> OTHER RURAL LOCATIONS	
2,500-5,000 AADT =	<u>13.56</u> %	<u>5</u> RECREATIONAL	&	<u>9</u> OTHER RURAL	& <u>0</u> URBAN LOCATIONS
5,000-10,000 AADT =	<u>12.42</u> %	<u>2</u> RECREATIONAL	&	<u>18</u> OTHER RURAL	& <u>3</u> URBAN LOCATIONS
10,000-20,000 AADT =	<u>11.59</u> %			<u>14</u> OTHER RURAL	& <u>3</u> URBAN LOCATIONS
20,000-50,000 AADT =	<u>10.50</u> %			<u>9</u> OTHER RURAL	& <u>16</u> URBAN LOCATIONS
50,000-100,000 AADT =	<u>9.20</u> %			<u>7</u> OTHER RURAL	& <u>28</u> URBAN LOCATIONS
100,000-200,000 AADT =	<u>7.68</u> %			<u>1</u> OTHER RURAL	& <u>23</u> URBAN LOCATIONS
Over 200,000 AADT =	<u>7.09</u> %				<u>3</u> URBAN LOCATIONS

**WESTERN WASHINGTON**

AVERAGE OF <u>92</u> LOCATIONS	DESIGN FACTOR <u>10.09</u> %
AVERAGE OF <u>30</u> RURAL LOCATIONS	DESIGN FACTOR <u>13.06</u> %
AVERAGE OF <u>62</u> URBAN LOCATIONS	DESIGN FACTOR <u>8.65</u> %

**EASTERN WASHINGTON**

AVERAGE OF <u>72</u> LOCATIONS	DESIGN FACTOR <u>12.37</u> %
AVERAGE OF <u>58</u> RURAL LOCATIONS	DESIGN FACTOR <u>12.87</u> %
AVERAGE OF <u>14</u> URBAN LOCATIONS	DESIGN FACTOR <u>10.32</u> %

NOTE: K 100 was used at 14 RECREATIONAL LOCATIONS AVERAGE 18.54 %

## PEAK HOUR REPORT 2016

(Sorted by AADT)

### Factor Support Sheet

0 - 2500 AADT												
SITE	SR	MP	AADT	K30 FACTOR	K100 FACTOR	DESIGN FACTOR	D-FACTOR	URBAN	RURAL	K-REC	LOCATION	
P27	025	97.00	341	13.49	11.73	13.49	67.39		R		Eastern	
P26	395	260.00	608	15.30	12.99	15.30	51.61		R		Eastern	
R100	017	112.25	628	12.90	11.46	12.90	55.56		R		Eastern	
P02	002	179.10	713	20.62	18.09	18.09	55.78		R	K	Eastern	
S840	504	19.43	789	33.46	27.38	27.38	73.48		R	K	Western	
R121	025	100.60	841	11.65	10.34	11.65	56.12		R		Eastern	
R040N	123	3.88	964	27.18	22.30	22.30	56.87		R	K	Western	
R122	025	79.88	1,473	13.03	11.88	13.03	56.25		R		Eastern	
R077	014	102.27	1,503	14.24	12.24	14.24	52.34		R		Eastern	
R123	020	340.64	1,651	12.17	11.27	12.17	52.74		R		Eastern	
P22	097	335.30	1,780	13.65	12.42	13.65	54.32		R		Eastern	
R067	012	389.71	1,966	13.07	11.85	13.07	51.75		R		Eastern	
R037	020	191.90	1,989	22.88	19.00	19.00	68.79		R	K	Eastern	
P05	012	376.98	2,022	12.91	11.82	12.91	60.92		R		Eastern	
R040W	012	135.10	2,105	29.31	19.90	19.90	62.24		R	K	Western	
R083	009	32.98	2,145	16.92	13.99	16.92	77.69		R		Western	
R076	014	100.64	2,177	14.88	12.22	14.88	50.62		R		Eastern	
S818W	410	116.26	2,253	21.39	17.80	17.80	54.56		R	K	Eastern	
S820	020	304.60	2,277	12.43	11.24	12.43	51.94		R		Eastern	
R054	101	104.55	2,340	13.03	11.92	13.03	59.34		R		Western	
S818S	012	185.25	2,350	24.04	19.32	19.32	63.01		R	K	Eastern	
P17	221	13.10	2,359	11.66	10.89	11.66	61.82		R		Eastern	
R124	020	356.01	2,458	10.90	10.21	10.90	58.96		R		Eastern	
<b>23</b>	<b>Totals/Averages</b>		<b>1,641</b>	<b>17.00</b>	<b>14.45</b>	<b>15.48</b>	<b>58.87</b>	<b>0</b>	<b>23</b>	<b>7</b>	<b>18</b>	<b>5</b>

## PEAK HOUR REPORT 2016

(Sorted by AADT)

### Factor Support Sheet

<b>2,500 - 5,000 AADT</b>												
SITE	SR	MP	AADT	K30 FACTOR	K100 FACTOR	DESIGN FACTOR	D-FACTOR	URBAN	RURAL	K-REC	LOCATION	
S841NE	401	0.15	2,713	15.11	13.20	15.11	70.98		R		Western	
R074	101	30.00	2,719	19.35	16.37	16.37	57.22		R	K	Western	
P18	101	324.80	2,808	18.73	15.71	15.71	56.46		R	K	Western	
R073	101	204.00	2,859	14.24	13.01	14.24	57.49		R		Western	
R066	026	43.06	2,931	19.65	14.88	14.88	84.90		R	K	Eastern	
R064	002	250.50	3,008	12.00	11.00	12.00	60.94		R		Eastern	
S819	411	7.97	3,351	10.12	9.55	10.12	68.73		R		Western	
P14	195	22.20	3,740	11.42	9.95	11.42	50.82		R		Eastern	
P23	097	286.16	4,092	10.36	9.56	10.36	61.79		R		Eastern	
S818E	012	185.62	4,435	22.68	18.51	18.51	50.89		R	K	Eastern	
R058	002	80.20	4,743	20.01	17.39	17.39	66.17		R	K	Eastern	
S612	024	43.50	4,830	11.37	10.39	11.37	59.20		R		Eastern	
P11	097	250.35	4,836	11.64	10.71	11.64	57.19		R		Eastern	
P13	195	6.01	4,879	10.76	10.02	10.76	61.33		R		Eastern	
<b>14</b>	<b>Totals/Averages</b>		<b>3,710</b>	<b>14.82</b>	<b>12.88</b>	<b>13.56</b>	<b>61.72</b>	<b>0</b>	<b>14</b>	<b>5</b>	<b>9</b>	<b>5</b>



## PEAK HOUR REPORT 2016

(Sorted by AADT)

### Factor Support Sheet

5,000 - 10,000 AADT												
SITE	SR	MP	AADT	K30 FACTOR	K100 FACTOR	DESIGN FACTOR	D-FACTOR	URBAN	RURAL	K-REC	LOCATION	
R057	970	6.85	5,062	18.55	15.67	15.67	66.24		R	K	Eastern	
R084	097	220.55	5,183	11.67	10.77	11.67	64.30		R		Eastern	
R043	105	31.92	5,242	12.34	10.84	12.34	53.94		R			Western
R041	097	13.41	5,297	13.46	11.65	13.46	54.56		R		Eastern	
R078	004	55.05	5,440	10.44	9.61	10.44	61.27		R			Western
R068	097	293.42	5,636	10.65	9.94	10.65	53.50		R		Eastern	
R038	002	50.12	5,741	19.40	17.19	17.19	85.28		R	K		Western
R095	104	19.48	5,808	15.44	13.29	15.44	54.07		R			Western
R047S	097	178.19	6,234	16.88	14.69	16.88	61.60		R		Eastern	
P30	027	77.30	6,348	10.57	9.77	10.57	62.44		R		Eastern	
S841NW	101	0.60	6,564	14.27	12.72	14.27	64.25		R			Western
P34	395	212.65	6,612	10.24	9.71	10.24	50.22		R		Eastern	
R020	017	30.37	6,937	9.74	9.20	9.74	51.78		R		Eastern	
R075	012	77.78	7,168	11.89	10.51	11.89	55.87		R			Western
P07	014	17.70	7,226	11.93	10.60	11.93	61.14	U				Western
R059	097AR	201.53	7,514	13.08	12.12	13.08	56.15	U			Eastern	
R008	012	307.90	7,664	10.84	10.02	10.84	52.47		R		Eastern	
R111	395SPNSC	167.18	8,086	11.75	11.30	11.75	74.32	U			Eastern	
R070	395	235.60	8,114	10.55	10.14	10.55	51.99		R		Eastern	
P7C	395	93.01	8,568	12.61	11.46	12.61	56.67		R		Eastern	
P15	195	87.70	8,594	10.94	9.65	10.94	51.06		R		Eastern	
P33	290	17.66	8,979	12.95	11.81	12.95	70.34		R		Eastern	
R063	395	190.29	9,158	10.60	9.93	10.60	59.22		R		Eastern	
<b>23</b>	<b>Totals/Averages</b>		<b>6,834</b>	<b>12.64</b>	<b>11.42</b>	<b>12.42</b>	<b>59.68</b>	<b>3</b>	<b>20</b>	<b>2</b>	<b>16</b>	<b>7</b>

## PEAK HOUR REPORT 2016

(Sorted by AADT)

### Factor Support Sheet

10,000 - 20,000 AADT			AADT	K30 FACTOR	K100 FACTOR	DESIGN FACTOR	D-FACTOR	URBAN	RURAL	K-REC	LOCATION	
SITE	SR	MP									Eastern	Western
P10	090	218.83	11,702	14.41	12.93	14.41	56.11		R		Eastern	
P21	009	28.75	11,799	10.19	9.77	10.19	55.41	U				Western
R055	090	180.33	12,200	14.08	12.72	14.08	50.12		R		Eastern	
R114	395SPNSC	163.98	12,526	11.24	10.94	11.24	74.72	U			Eastern	
R023	101	281.15	12,778	11.56	10.83	11.56	57.62		R			Western
P03	097	66.30	13,511	9.92	9.36	9.92	54.33		R		Eastern	
R047W	002	103.92	14,127	11.96	11.06	11.96	54.41		R		Eastern	
R061	395	36.24	16,089	10.68	10.07	10.68	50.12		R		Eastern	
R042	090	136.59	16,333	15.50	13.42	15.50	55.85		R		Eastern	
R047E	002	104.84	16,773	11.96	10.87	11.96	53.14		R		Eastern	
R096	307	2.31	17,154	10.27	9.92	10.27	55.68		R			Western
B03	395	27.20	17,414	10.57	9.96	10.57	54.05		R		Eastern	
R089	003	28.68	17,588	8.88	8.48	8.88	59.90	U				Western
P28	002	301.40	17,719	10.33	9.74	10.33	54.61		R		Eastern	
R085	104	13.92	17,725	10.91	10.17	10.91	53.23		R			Western
R048	082	24.83	18,477	11.24	10.53	11.24	52.02		R		Eastern	
R014	090	254.23	19,765	13.26	12.04	13.26	53.93		R		Eastern	
<b>17</b>	<b>Totals/Averages</b>		<b>15,511</b>	<b>11.59</b>	<b>10.75</b>	<b>11.59</b>	<b>55.60</b>	<b>3</b>	<b>14</b>	<b>0</b>	<b>12</b>	<b>5</b>

## PEAK HOUR REPORT 2016

(Sorted by AADT)

### Factor Support Sheet

20,000 - 50,000 AADT												
SITE	SR	MP	AADT	K30 FACTOR	K100 FACTOR	DESIGN FACTOR	D-FACTOR	URBAN	RURAL	K-REC	LOCATION	
P09	082	121.20	20,093	10.54	9.82	10.54	54.98		R		Eastern	
P9	005	274.17	20,810	10.26	9.58	10.26	56.18	U			Western	
B02	012	12.30	21,291	11.23	10.33	11.23	59.49	U			Western	
R086	082	132.03	21,708	10.35	9.66	10.35	52.85		R		Eastern	
S503	433	0.70	22,738	9.89	9.46	9.89	52.09	U			Western	
P01	002	113.10	23,628	11.14	10.23	11.14	51.31		R		Eastern	
R069	101	254.35	23,742	10.10	9.64	10.10	50.73	U			Western	
R090	007	58.20	24,584	9.40	8.93	9.40	66.88	U			Western	
R053	002	119.77	24,962	10.79	10.21	10.79	58.23	U			Eastern	
S838	018	27.62	26,052	10.02	9.65	10.02	54.12		R		Western	
P08	082	48.50	27,130	9.88	9.33	9.88	53.25		R		Eastern	
S803	005	269.41	31,008	9.45	8.94	9.45	50.70		R		Western	
B04	090	82.70	31,038	14.03	13.01	14.03	59.45		R		Eastern	
S903	090	63.98	31,613	14.15	13.20	14.15	57.69		R		Eastern	
R003N	101	361.37	32,258	9.59	9.41	9.59	60.80	U			Western	
S206	202	9.65	33,324	9.20	9.04	9.20	56.13	U			Western	
S901	090	47.71	34,455	14.05	13.12	14.05	51.27		R		Western	
D12	018	12.55	37,816	9.44	8.98	9.44	58.12	U			Western	
R039	090	33.56	38,767	13.74	12.71	13.74	59.35	U			Western	
R105	285	4.51	40,224	9.78	9.54	9.78	51.55	U			Eastern	
R021	002	289.79	42,129	9.19	8.89	9.19	57.65	U			Eastern	
S839	599	1.15	43,780	9.74	9.44	9.74	66.39	U			Western	
R112	167	5.71	43,858	8.28	8.12	8.28	61.99	U			Western	
P06	014	11.90	44,076	9.13	8.91	9.13	54.48	U			Western	
S502	520	0.00	49,252	9.15	8.93	9.15	57.67	U			Western	
<b>25</b>	<b>Totals/Averages</b>		<b>31,613</b>	<b>10.50</b>	<b>9.96</b>	<b>10.50</b>	<b>56.53</b>	<b>16</b>	<b>9</b>	<b>0</b>	<b>9</b>	<b>16</b>

## PEAK HOUR REPORT 2016

(Sorted by AADT)

### Factor Support Sheet

50,000 - 100,000 AADT												
SITE	SR	MP	AADT	K30 FACTOR	K100 FACTOR	DESIGN FACTOR	D-FACTOR	URBAN	RURAL	K-REC	LOCATION	
P04	005	261.33	50,233	9.16	8.79	9.16	53.37	U			Western	
R050	003	44.33	50,328	9.62	9.40	9.62	51.46	U			Western	
R003E	101	362.01	50,501	9.16	8.83	9.16	59.81	U			Western	
R088	016	18.65	51,633	8.67	8.39	8.67	52.32		R		Western	
P29	082	34.02	51,756	10.08	9.68	10.08	50.26	U			Eastern	
P19	522	13.30	52,055	8.49	8.32	8.49	62.06	U			Western	
S103	285	0.40	54,389	9.69	9.46	9.69	54.60	U			Eastern	
P8	005	44.30	56,191	10.48	9.72	10.48	51.60		R		Western	
P24	090	298.79	57,104	9.80	9.49	9.80	52.17	U			Eastern	
R116	016	27.09	59,725	9.93	9.05	9.93	57.91	U			Western	
D13	518	0.35	61,428	7.80	7.62	7.80	56.68	U			Western	
P20	018	5.26	63,314	8.63	8.31	8.63	52.55	U			Western	
R110	005	217.17	63,533	9.55	8.91	9.55	53.37		R		Western	
R087	395	18.58	64,064	9.23	8.99	9.23	51.34	U			Eastern	
R101	099	29.37	64,223	9.09	8.90	9.09	51.76	U			Western	
R081	182	6.34	64,463	10.29	9.92	10.29	55.59	U			Eastern	
D14	509	26.37	64,797	9.62	9.30	9.62	59.83	U			Western	
R104	005	75.35	64,964	9.34	8.95	9.34	51.96	U			Western	
S826	090	23.54	64,993	10.25	9.64	10.25	65.66		R		Western	
R019	005	85.57	66,297	9.14	8.80	9.14	51.44		R		Western	
R115	005	35.88	68,718	9.43	8.92	9.43	51.86	U			Western	
D10	520	4.00	70,313	10.22	9.93	10.22	52.48	U			Western	
R062	240	37.20	75,566	10.78	10.27	10.78	56.23	U			Eastern	
R097	005	100.54	76,381	8.55	8.33	8.55	52.53	U			Western	
R045	005	20.14	76,837	9.14	8.64	9.14	50.63	U			Western	
R108	005	253.81	79,584	8.95	8.75	8.95	52.67	U			Western	
S547	520	12.01	79,703	9.40	9.17	9.40	72.66	U			Western	
R052	002	0.26	79,968	8.58	8.41	8.58	68.27	U			Western	
R118	090	278.80	81,136	9.32	8.98	9.32	52.85	U			Eastern	
R044	016	8.43	83,376	8.67	8.48	8.67	60.34	U			Western	
D3	512	1.53	91,316	7.54	7.43	7.54	59.80	U			Western	
R001	005	207.76	91,432	8.59	8.10	8.59	53.11		R		Western	
R106	512	11.43	91,848	7.28	7.17	7.28	53.93	U			Western	
R109	005	11.65	92,393	8.65	8.34	8.65	52.82		R		Western	
R098	101	366.77	99,733	8.88	8.69	8.88	50.91	U			Western	
<b>35</b>	<b>Totals/Averages</b>		<b>68,980</b>	<b>9.20</b>	<b>8.86</b>	<b>9.20</b>	<b>55.34</b>	<b>28</b>	<b>7</b>	<b>0</b>	<b>7</b>	<b>28</b>



## PEAK HOUR REPORT 2016

(Sorted by AADT)

### Factor Support Sheet

100,000 - 200,000 AADT												
SITE	SR	MP	AADT	K30 FACTOR	K100 FACTOR	DESIGN FACTOR	D-FACTOR	URBAN	RURAL	K-REC	LOCATION	
R099	005	104.04	103,766	8.39	8.20	8.39	51.64	U				Western
R051	205	29.85	119,020	8.08	7.94	8.08	57.25	U				Western
R117	090	2.98	119,639	8.36	8.15	8.36	56.13	U				Western
R060	005	110.03	121,178	7.79	7.61	7.79	50.93	U				Western
R036	090	285.23	121,407	9.39	9.16	9.39	53.31	U				Eastern
S824	405	28.99	122,736	7.74	7.60	7.74	51.39	U				Western
R107	016	1.63	124,807	7.79	7.66	7.79	58.59	U				Western
P6	167	23.70	125,707	6.82	6.69	6.82	59.41	U				Western
R091	005	119.39	127,190	7.40	7.29	7.40	54.95	U				Western
S825	090	14.65	129,988	8.64	8.42	8.64	61.58	U				Western
R119	005	117.18	131,031	7.66	7.51	7.66	59.04		R			Western
P5	005	1.98	136,308	8.14	8.00	8.14	60.42	U				Western
R120	005	123.43	139,430	7.38	7.27	7.38	52.96	U				Western
P4	005	106.70	146,119	8.26	8.12	8.26	52.60	U				Western
S203	090	10.82	149,538	8.05	7.86	8.05	63.30	U				Western
R092	005	126.18	150,094	7.35	7.17	7.35	54.70	U				Western
D1	405	9.26	151,272	6.89	6.74	6.89	50.23	U				Western
S827	405	4.96	155,082	7.11	6.99	7.11	50.65	U				Western
R082	005	193.07	186,457	7.30	7.08	7.30	52.34	U				Western
P1	005	184.48	187,881	7.30	7.15	7.30	51.29	U				Western
P3	005	176.72	189,524	7.11	6.98	7.11	52.87	U				Western
S837	005	136.80	195,144	6.70	6.58	6.70	50.83	U				Western
R034	005	131.18	196,521	6.95	6.80	6.95	52.49	U				Western
S822	405	18.70	199,619	7.80	7.68	7.80	55.93	U				Western
<b>24</b>	<b>Totals/Averages</b>		<b>147,061</b>	<b>7.68</b>	<b>7.53</b>	<b>7.68</b>	<b>54.78</b>	<b>23</b>	<b>1</b>	<b>0</b>	<b>1</b>	<b>23</b>

200,000 + AADT												
SITE	SR	MP	AADT	K30 FACTOR	K100 FACTOR	DESIGN FACTOR	D-FACTOR	URBAN	RURAL	K-REC	LOCATION	
R046	005	168.84	205,063	6.61	6.49	6.61	55.19	U				Western
S809	005	148.07	206,135	7.42	7.23	7.42	60.25	U				Western
S205	005	153.48	233,976	7.25	7.03	7.25	56.89	U				Western
<b>3</b>	<b>Totals/Averages</b>		<b>215,058</b>	<b>7.09</b>	<b>6.92</b>	<b>7.09</b>	<b>57.44</b>	<b>3</b>	<b>0</b>	<b>0</b>	<b>0</b>	<b>3</b>

## PEAK HOUR REPORT 2016

(Sorted by Site)

### Summary Sheet

SITE	AADT	K-30 Factor % of ADT	K-50 Factor % of ADT	K-100 Factor % of ADT	K-200 Factor % of ADT	D-Factor % of ADT
B02	21,291	11.23	10.86	10.33	9.55	59.49
B03	17,414	10.57	10.28	9.96	9.50	54.05
B04	31,038	14.03	13.63	13.01	11.98	59.45
D1	151,272	6.89	6.83	6.74	6.58	50.23
D10	70,313	10.22	10.07	9.93	9.63	52.48
D12	37,816	9.44	9.25	8.98	8.66	58.12
D13	61,428	7.80	7.73	7.62	7.48	56.68
D14	64,797	9.62	9.50	9.30	9.07	59.83
D3	91,316	7.54	7.49	7.43	7.34	59.80
P01	23,628	11.14	10.78	10.23	9.67	51.31
P02	713	20.62	19.92	18.09	16.13	55.78
P03	13,511	9.92	9.76	9.36	8.95	54.33
P04	50,233	9.16	8.97	8.79	8.58	53.37
P05	2,022	12.91	12.46	11.82	10.83	60.92
P06	44,076	9.13	9.03	8.91	8.72	54.48
P07	7,226	11.93	11.36	10.60	10.06	61.14
P08	27,130	9.88	9.67	9.33	8.90	53.25
P09	20,093	10.54	10.30	9.82	9.27	54.98
P1	187,881	7.30	7.25	7.15	7.06	51.29
P9	20,810	10.26	9.89	9.58	9.14	56.18
P10	11,702	14.41	13.63	12.93	11.96	56.11
P11	4,836	11.64	11.25	10.71	10.07	57.19
P13	4,879	10.76	10.45	10.02	9.41	61.33
P14	3,740	11.42	10.78	9.95	9.36	50.82
P15	8,594	10.94	10.48	9.65	9.01	51.06
P17	2,359	11.66	11.36	10.89	10.26	61.82
P18	2,808	18.73	17.34	15.71	13.89	56.46
P19	52,055	8.49	8.41	8.32	8.17	62.06
P20	63,314	8.63	8.49	8.31	8.12	52.55
P21	11,799	10.19	10.00	9.77	9.46	55.41
P22	1,780	13.65	13.20	12.42	11.69	54.32
P23	4,092	10.36	9.97	9.56	9.02	61.79
P24	57,104	9.80	9.71	9.49	9.17	52.17
P26	608	15.30	14.14	12.99	11.51	51.61
P27	341	13.49	12.61	11.73	10.85	67.39
P28	17,719	10.33	10.07	9.74	9.36	54.61

## PEAK HOUR REPORT 2016

(Sorted by Site)

### Summary Sheet

SITE	AADT	K-30 Factor % of ADT	K-50 Factor % of ADT	K-100 Factor % of ADT	K-200 Factor % of ADT	D-Factor % of ADT
P29	51,756	10.08	9.91	9.68	9.31	50.26
P3	189,524	7.11	7.06	6.98	6.90	52.87
P30	6,348	10.57	10.32	9.77	9.22	62.44
P33	8,979	12.95	12.47	11.81	11.08	70.34
P34	6,612	10.24	10.00	9.71	9.29	50.22
P4	146,119	8.26	8.22	8.12	7.97	52.60
P5	136,308	8.14	8.09	8.00	7.87	60.42
P6	125,707	6.82	6.76	6.69	6.60	59.41
P7C	8,568	12.61	12.21	11.46	10.59	56.67
P8	56,191	10.48	10.18	9.72	9.09	51.60
R001	91,432	8.59	8.35	8.10	7.77	53.11
R003N	32,258	9.59	9.52	9.41	9.17	60.80
R003E	50,501	9.16	9.05	8.83	8.54	59.81
R003W	0	0.00	0.00	0.00	0.00	0.00
R008	7,664	10.84	10.49	10.02	9.37	52.47
R014	19,765	13.26	12.94	12.04	11.21	53.93
R017	0	0.00	0.00	0.00	0.00	0.00
R019	66,297	9.14	9.00	8.80	8.53	51.44
R020	6,937	9.74	9.49	9.20	8.76	51.78
R021	42,129	9.19	9.06	8.89	8.67	57.65
R023	12,778	11.56	11.31	10.83	10.13	57.62
R034	196,521	6.95	6.89	6.80	6.71	52.49
R036	121,407	9.39	9.29	9.16	8.99	53.31
R037	1,989	22.88	21.22	19.00	16.39	68.79
R038	5,741	19.40	18.69	17.19	15.22	85.28
R039	38,767	13.74	13.40	12.71	11.77	59.35
R040N	964	27.18	25.31	22.30	16.80	56.87
R040W	2,105	29.31	24.13	19.90	16.44	62.24
R041	5,297	13.46	12.65	11.65	10.70	54.56
R042	16,333	15.50	14.53	13.42	12.43	55.85
R043	5,242	12.34	11.48	10.84	10.03	53.94
R044	83,376	8.67	8.59	8.48	8.30	60.34
R045	76,837	9.14	8.92	8.64	8.30	50.63
R046	205,063	6.61	6.56	6.49	6.39	55.19
R047E	16,773	11.96	11.54	10.87	10.06	53.14
R047S	6,234	16.88	16.30	14.69	13.31	61.60

## PEAK HOUR REPORT 2016

(Sorted by Site)

### Summary Sheet

SITE	AADT	K-30 Factor % of ADT	K-50 Factor % of ADT	K-100 Factor % of ADT	K-200 Factor % of ADT	D-Factor % of ADT
R047W	14,127	11.96	11.64	11.06	10.49	54.41
R048	18,477	11.24	10.99	10.53	9.99	52.02
R050	50,328	9.62	9.55	9.40	9.16	51.46
R051	119,020	8.08	8.04	7.94	7.84	57.25
R052	79,968	8.58	8.52	8.41	8.25	68.27
R053	24,962	10.79	10.54	10.21	9.77	58.23
R054	2,340	13.03	12.56	11.92	10.98	59.34
R055	12,200	14.08	13.42	12.72	11.54	50.12
R057	5,062	18.55	17.23	15.67	14.14	66.24
R058	4,743	20.01	19.14	17.39	15.73	66.17
R059	7,514	13.08	12.74	12.12	11.06	56.15
R060	121,178	7.79	7.74	7.61	7.51	50.93
R061	16,089	10.68	10.47	10.07	9.54	50.12
R062	75,566	10.78	10.64	10.27	9.86	56.23
R063	9,158	10.60	10.32	9.93	9.41	59.22
R064	3,008	12.00	11.54	11.00	10.34	60.94
R066	2,931	19.65	17.84	14.88	12.49	84.90
R067	1,966	13.07	12.61	11.85	11.14	51.75
R068	5,636	10.65	10.33	9.94	9.49	53.50
R069	23,742	10.10	9.93	9.64	9.33	50.73
R070	8,114	10.55	10.41	10.14	9.74	51.99
R073	2,859	14.24	13.82	13.01	12.00	57.49
R074	2,719	19.35	17.98	16.37	14.42	57.22
R075	7,168	11.89	11.38	10.51	9.53	55.87
R076	2,177	14.88	13.64	12.22	11.25	50.62
R077	1,503	14.24	13.31	12.24	11.38	52.34
R078	5,440	10.44	10.07	9.61	9.12	61.27
R081	64,463	10.29	10.15	9.92	9.62	55.59
R082	186,457	7.30	7.20	7.08	6.93	52.34
R083	2,145	16.92	15.80	13.99	12.17	77.69
R084	5,183	11.67	11.34	10.77	10.13	64.30
R085	17,725	10.91	10.66	10.17	9.54	53.23
R086	21,708	10.35	10.07	9.66	9.19	52.85
R087	64,064	9.23	9.11	8.99	8.77	51.34
R088	51,633	8.67	8.55	8.39	8.19	52.32
R089	17,588	8.88	8.71	8.48	8.17	59.90



## PEAK HOUR REPORT 2016

(Sorted by Site)

### Summary Sheet

SITE	ADT	K-30 Factor % of ADT	K-50 Factor % of ADT	K-100 Factor % of ADT	K-200 Factor % of ADT	D-Factor % of ADT
R090	24,584	9.40	9.18	8.93	8.63	66.88
R091	127,190	7.40	7.36	7.29	7.18	54.95
R092	150,094	7.35	7.28	7.17	7.06	54.70
R093	0	0.00	0.00	0.00	0.00	0.00
R095	5,808	15.44	14.69	13.29	10.74	54.07
R096	17,154	10.27	10.17	9.92	9.57	55.68
R097	76,381	8.55	8.48	8.33	8.13	52.53
R098	99,733	8.88	8.82	8.69	8.46	50.91
R099	103,766	8.39	8.29	8.20	8.06	51.64
R100	628	12.90	12.42	11.46	10.67	55.56
R101	64,223	9.09	9.02	8.90	8.73	51.76
R104	64,964	9.34	9.13	8.95	8.65	51.96
R105	40,224	9.78	9.69	9.54	9.31	51.55
R106	91,848	7.28	7.23	7.17	7.08	53.93
R107	124,807	7.79	7.75	7.66	7.54	58.59
R108	79,584	8.95	8.87	8.75	8.56	52.67
R109	92,393	8.65	8.54	8.34	8.04	52.82
R110	63,533	9.55	9.26	8.91	8.62	53.37
R111	8,086	11.75	11.61	11.30	10.97	74.32
R112	43,858	8.28	8.23	8.12	8.01	61.99
R113	0	0.00	0.00	0.00	0.00	0.00
R114	12,526	11.24	11.12	10.94	10.58	74.72
R115	68,718	9.43	9.23	8.92	8.54	51.86
R116	59,725	9.93	9.77	9.05	8.44	57.91
R117	119,639	8.36	8.28	8.15	7.96	56.13
R118	81,136	9.32	9.20	8.98	8.62	52.85
R119	131,031	7.66	7.60	7.51	7.41	59.04
R120	139,430	7.38	7.34	7.27	7.17	52.96
R121	841	11.65	11.06	10.34	9.39	56.12
R122	1,473	13.03	12.63	11.88	11.20	56.25
R123	1,651	12.17	11.63	11.27	10.66	52.74
R124	2,458	10.90	10.62	10.21	9.68	58.96
S103	54,389	9.69	9.60	9.46	9.24	54.60
S189	0	0.00	0.00	0.00	0.00	0.00
S201	0	0.00	0.00	0.00	0.00	0.00
S202	0	0.00	0.00	0.00	0.00	0.00

**PEAK HOUR REPORT 2016**

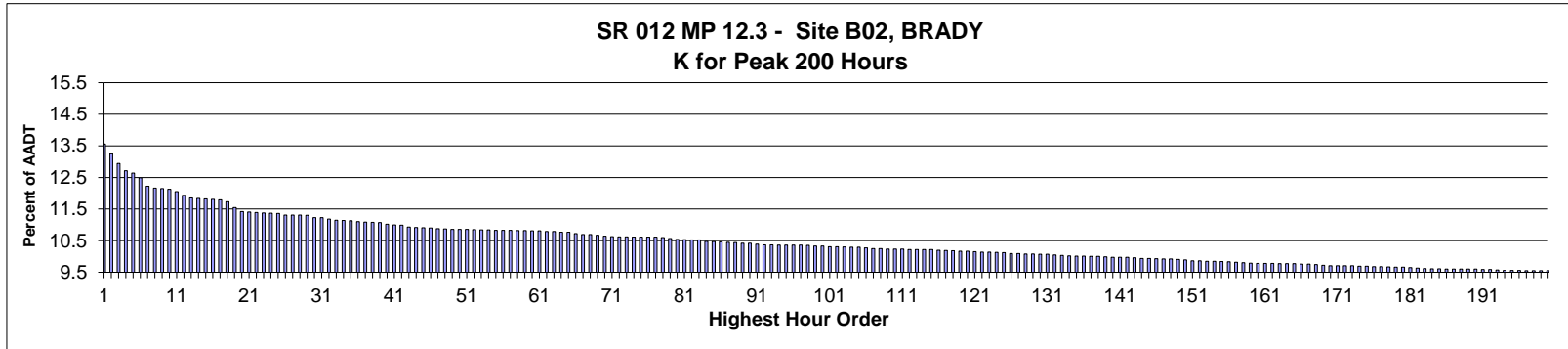
(Sorted by Site)

**Summary Sheet**

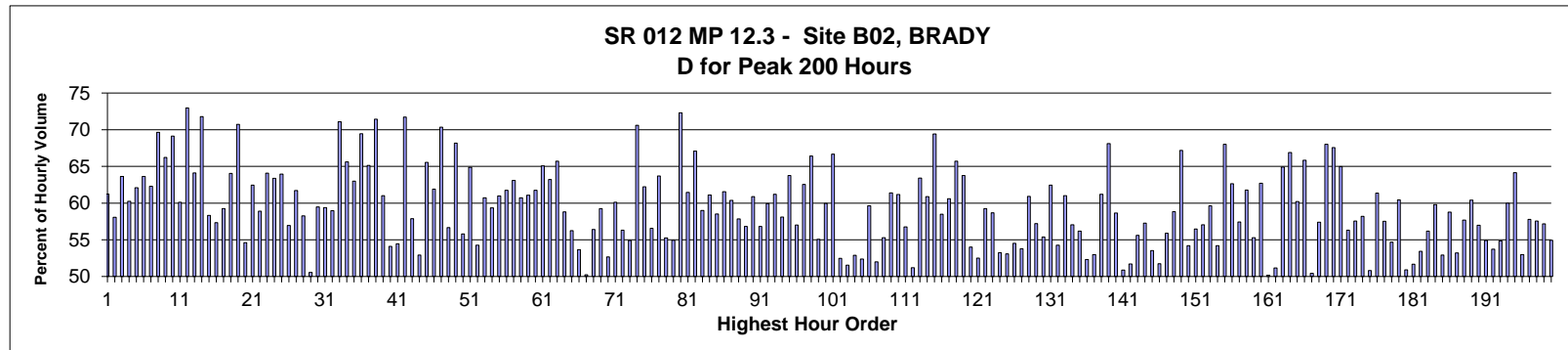
<b>SITE</b>	<b>AADT</b>	<b>K-30 Factor % of ADT</b>	<b>K-50 Factor % of ADT</b>	<b>K-100 Factor % of ADT</b>	<b>K-200 Factor % of ADT</b>	<b>D-Factor % of ADT</b>
S203	149,538	8.05	7.97	7.86	7.71	63.30
S204	0	0.00	0.00	0.00	0.00	0.00
S205	233,976	7.25	7.16	7.03	6.85	56.89
S206	33,324	9.20	9.13	9.04	8.88	56.13
S502	49,252	9.15	9.07	8.93	8.72	57.67
S503	22,738	9.89	9.71	9.46	9.11	52.09
S533	0	0.00	0.00	0.00	0.00	0.00
S547	79,703	9.40	9.33	9.17	8.90	72.66
S612	4,830	11.37	10.83	10.39	9.75	59.20
S706	0	0.00	0.00	0.00	0.00	0.00
S803	31,008	9.45	9.33	8.94	8.49	50.70
S809	206,135	7.42	7.36	7.23	7.12	60.25
S818E	4,435	22.68	20.81	18.51	15.72	50.89
S818S	2,350	24.04	22.68	19.32	16.30	63.01
S818W	2,253	21.39	20.24	17.80	15.36	54.56
S819	3,351	10.12	9.85	9.55	9.13	68.73
S820	2,277	12.43	11.77	11.24	10.63	51.94
S822	199,619	7.80	7.75	7.68	7.53	55.93
S824	122,736	7.74	7.69	7.60	7.50	51.39
S825	129,988	8.64	8.53	8.42	8.26	61.58
S826	64,993	10.25	10.00	9.64	9.07	65.66
S827	155,082	7.11	7.08	6.99	6.84	50.65
S837	195,144	6.70	6.64	6.58	6.47	50.83
S838	26,052	10.02	9.89	9.65	9.14	54.12
S839	43,780	9.74	9.64	9.44	9.15	66.39
S840	789	33.46	31.31	27.38	22.56	73.48
S841NE	2,713	15.11	14.56	13.20	12.05	70.98
S841NW	6,564	14.27	13.47	12.72	11.55	64.25
S901	34,455	14.05	13.69	13.12	12.12	51.27
S903	31,613	14.15	13.73	13.20	12.31	57.69

## GLOSSARY

AADT	<p>Annual Average Daily Traffic</p> <p>The average 24-hour traffic volume at a given location over a full 365-day year. That is, the total number of vehicles passing the site in a year divided by 365.</p>
ADT	<p>Average Daily Traffic</p> <p>An average 24-hour traffic volume at a given location for some period of time less than a year. An ADT may be measured for six months, a season, a month, a week, or as little as two days. An ADT is a valid number for only the period over which it was measured.</p>
DDHV	<p>Directional Design Hour Volume</p>
D Factor	<p>The percentage of peak hour traffic traveling in the peak direction.</p>
Design Factor or Design Hour Factor	<p>The percentage of daily traffic that passes a given point during the design hour. Typically, the design hour at a permanent traffic recorder is the 30th or 100th highest hour of the year.</p>
K Factor	<p>The percentage of daily traffic occurring during the peak hour.</p>
K-30	<p>The percentage of daily traffic occurring during the 30th highest hour of the year. K-100 is the 100th highest hour, K-200 the 200th highest hour, etc.</p>
Peak Hour	<p>Highest recorded volume hour for the year at a permanent traffic recorder. For a count with a shorter time period, it is the highest recorded volume of that count.</p>
Recreational or K-REC	<p>Within this report, a permanent traffic recorder where the K-30 is consistently 18.00% or higher is designated as "Recreational" or "K-REC." These sites display an atypically strong seasonal variation in traffic volumes. The suggested design hour for these sites is the K-100.</p>



AADT= 21,291      K 30 FACTOR= 11.23      K 100 FACTOR= 10.33      K 200 FACTOR= 9.55      D 30 FACTOR= 59.49



MO	DY	YR	DAY OF WK	HR	HR VOL	PERCENT OF AADT	HOUR NUMBER	AADT	EAST VOLUME	WEST VOLUME	PERCENT EAST IS OF TOTAL VOLUME	PERCENT WEST IS OF TOTAL VOLUME
8	14	2016	1	14	2,888	13.56	1	21,291	1,768	1,120	61.22	38.78
8	14	2016	1	13	2,822	13.25	2	21,291	1,639	1,183	58.08	41.92
7	31	2016	1	13	2,755	12.94	3	21,291	1,753	1,002	63.63	36.37
8	14	2016	1	15	2,707	12.71	4	21,291	1,631	1,076	60.25	39.75
8	14	2016	1	12	2,692	12.64	5	21,291	1,672	1,020	62.11	37.89
7	5	2016	3	15	2,659	12.49	6	21,291	1,692	967	63.63	36.37
7	5	2016	3	16	2,601	12.22	7	21,291	1,620	981	62.28	37.72
5	30	2016	2	13	2,589	12.16	8	21,291	1,803	786	69.64	30.36
7	31	2016	1	14	2,587	12.15	9	21,291	1,713	874	66.22	33.78
7	5	2016	3	14	2,583	12.13	10	21,291	1,786	797	69.14	30.86
7	24	2016	1	13	2,566	12.05	11	21,291	1,543	1,023	60.13	39.87
9	5	2016	2	14	2,541	11.93	12	21,291	1,854	687	72.96	27.04
7	31	2016	1	12	2,522	11.85	13	21,291	1,617	905	64.12	35.88
9	5	2016	2	13	2,520	11.84	14	21,291	1,809	711	71.79	28.21
6	26	2016	1	13	2,516	11.82	15	21,291	1,467	1,049	58.31	41.69
8	12	2016	6	16	2,515	11.81	16	21,291	1,073	1,442	42.66	57.34

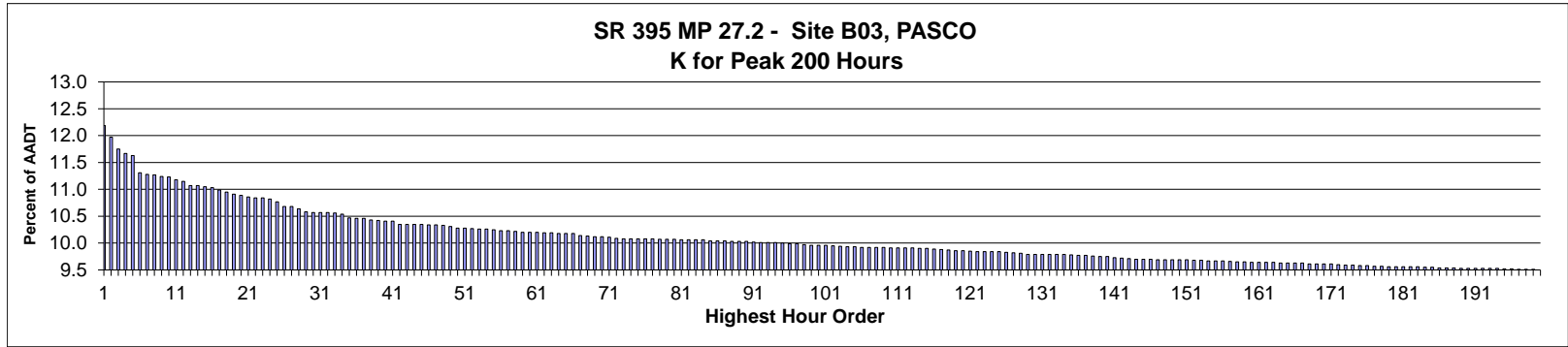
MO	DY	YR	DAY OF WK	HR	HR VOL	PERCENT OF AADT	HOUR NUMBER	AADT	EAST VOLUME	WEST VOLUME	PERCENT EAST IS OF TOTAL VOLUME	PERCENT WEST IS OF TOTAL VOLUME
7	24	2016	1	14	2,511	11.79	17	21,291	1,488	1,023	59.26	40.74
7	5	2016	3	13	2,498	11.73	18	21,291	1,600	898	64.05	35.95
5	30	2016	2	14	2,460	11.55	19	21,291	1,740	720	70.73	29.27
8	12	2016	6	17	2,432	11.42	20	21,291	1,104	1,328	45.39	54.61
7	5	2016	3	17	2,429	11.41	21	21,291	1,517	912	62.45	37.55
8	14	2016	1	16	2,424	11.39	22	21,291	1,428	996	58.91	41.09
8	7	2016	1	13	2,423	11.38	23	21,291	1,553	870	64.09	35.91
8	28	2016	1	13	2,421	11.37	24	21,291	1,534	887	63.36	36.64
7	30	2016	7	12	2,419	11.36	25	21,291	872	1,547	36.05	63.95
7	24	2016	1	12	2,408	11.31	26	21,291	1,371	1,037	56.94	43.06
8	28	2016	1	14	2,408	11.31	27	21,291	1,486	922	61.71	38.29
8	12	2016	6	15	2,407	11.31	28	21,291	1,005	1,402	41.75	58.25
6	5	2016	1	13	2,406	11.30	29	21,291	1,216	1,190	50.54	49.46
7	24	2016	1	15	2,392	11.23	30	21,291	1,423	969	59.49	40.51
6	26	2016	1	14	2,390	11.23	31	21,291	1,419	971	59.37	40.63
8	13	2016	7	12	2,381	11.18	32	21,291	977	1,404	41.03	58.97
9	5	2016	2	12	2,375	11.15	33	21,291	1,688	687	71.07	28.93
7	5	2016	3	12	2,372	11.14	34	21,291	1,556	816	65.60	34.40
7	24	2016	1	16	2,370	11.13	35	21,291	1,493	877	63.00	37.00
4	10	2016	1	14	2,364	11.10	36	21,291	1,642	722	69.46	30.54
5	30	2016	2	12	2,361	11.09	37	21,291	1,538	823	65.14	34.86
4	10	2016	1	13	2,359	11.08	38	21,291	1,685	674	71.43	28.57
6	26	2016	1	15	2,357	11.07	39	21,291	1,438	919	61.01	38.99
8	26	2016	6	17	2,346	11.02	40	21,291	1,077	1,269	45.91	54.09
8	12	2016	6	13	2,341	11.00	41	21,291	1,066	1,275	45.54	54.46
5	30	2016	2	15	2,340	10.99	42	21,291	1,678	662	71.71	28.29
6	26	2016	1	12	2,327	10.93	43	21,291	1,347	980	57.89	42.11
8	12	2016	6	14	2,326	10.92	44	21,291	1,095	1,231	47.08	52.92
7	2	2016	7	14	2,322	10.91	45	21,291	800	1,522	34.45	65.55
7	22	2016	6	16	2,320	10.90	46	21,291	884	1,436	38.10	61.90
9	5	2016	2	15	2,317	10.88	47	21,291	1,630	687	70.35	29.65
8	5	2016	6	16	2,314	10.87	48	21,291	1,003	1,311	43.34	56.66
7	2	2016	7	12	2,312	10.86	49	21,291	736	1,576	31.83	68.17
7	29	2016	6	17	2,312	10.86	50	21,291	1,022	1,290	44.20	55.80
8	7	2016	1	14	2,312	10.86	51	21,291	1,500	812	64.88	35.12
8	26	2016	6	16	2,311	10.85	52	21,291	1,057	1,254	45.74	54.26
7	30	2016	7	13	2,309	10.84	53	21,291	907	1,402	39.28	60.72
7	1	2016	6	18	2,308	10.84	54	21,291	938	1,370	40.64	59.36
7	29	2016	6	16	2,306	10.83	55	21,291	900	1,406	39.03	60.97
7	17	2016	1	13	2,305	10.83	56	21,291	1,423	882	61.74	38.26
7	31	2016	1	15	2,305	10.83	57	21,291	1,454	851	63.08	36.92
7	22	2016	6	17	2,304	10.82	58	21,291	905	1,399	39.28	60.72
9	2	2016	6	17	2,304	10.82	59	21,291	897	1,407	38.93	61.07
7	1	2016	6	15	2,302	10.81	60	21,291	881	1,421	38.27	61.73
7	2	2016	7	13	2,302	10.81	61	21,291	804	1,498	34.93	65.07
7	1	2016	6	16	2,298	10.79	62	21,291	845	1,453	36.77	63.23
8	7	2016	1	12	2,298	10.79	63	21,291	1,510	788	65.71	34.29
7	4	2016	2	12	2,293	10.77	64	21,291	1,348	945	58.79	41.21
8	5	2016	6	17	2,292	10.77	65	21,291	1,003	1,289	43.76	56.24
6	5	2016	1	12	2,282	10.72	66	21,291	1,058	1,224	46.36	53.64
8	12	2016	6	18	2,275	10.69	67	21,291	1,132	1,143	49.76	50.24

MO	DY	YR	DAY OF WK	HR	HR VOL	PERCENT OF AADT	HOUR NUMBER	AADT	EAST VOLUME	WEST VOLUME	PERCENT EAST IS OF TOTAL VOLUME	PERCENT WEST IS OF TOTAL VOLUME
8	13	2016	7	13	2,275	10.69	68	21,291	992	1,283	43.60	56.40
7	23	2016	7	12	2,272	10.67	69	21,291	926	1,346	40.76	59.24
6	5	2016	1	14	2,266	10.64	70	21,291	1,193	1,073	52.65	47.35
7	17	2016	1	14	2,263	10.63	71	21,291	1,360	903	60.10	39.90
4	8	2016	6	16	2,262	10.62	72	21,291	988	1,274	43.68	56.32
8	26	2016	6	14	2,262	10.62	73	21,291	1,020	1,242	45.09	54.91
4	10	2016	1	12	2,259	10.61	74	21,291	1,595	664	70.61	29.39
5	8	2016	1	13	2,258	10.61	75	21,291	1,405	853	62.22	37.78
8	13	2016	7	17	2,258	10.61	76	21,291	1,277	981	56.55	43.45
8	28	2016	1	12	2,258	10.61	77	21,291	1,438	820	63.68	36.32
7	29	2016	6	13	2,256	10.60	78	21,291	1,009	1,247	44.73	55.27
7	29	2016	6	18	2,251	10.57	79	21,291	1,014	1,237	45.05	54.95
5	30	2016	2	16	2,245	10.54	80	21,291	1,623	622	72.29	27.71
8	13	2016	7	18	2,241	10.53	81	21,291	1,377	864	61.45	38.55
7	2	2016	7	15	2,240	10.52	82	21,291	737	1,503	32.90	67.10
8	14	2016	1	17	2,239	10.52	83	21,291	1,321	918	59.00	41.00
9	2	2016	6	18	2,232	10.48	84	21,291	868	1,364	38.89	61.11
8	26	2016	6	15	2,230	10.47	85	21,291	925	1,305	41.48	58.52
7	17	2016	1	12	2,228	10.46	86	21,291	1,371	857	61.54	38.46
7	1	2016	6	17	2,225	10.45	87	21,291	882	1,343	39.64	60.36
7	3	2016	1	13	2,222	10.44	88	21,291	937	1,285	42.17	57.83
7	29	2016	6	14	2,218	10.42	89	21,291	958	1,260	43.19	56.81
8	14	2016	1	18	2,218	10.42	90	21,291	1,350	868	60.87	39.13
8	6	2016	7	12	2,212	10.39	91	21,291	955	1,257	43.17	56.83
9	2	2016	6	16	2,208	10.37	92	21,291	885	1,323	40.08	59.92
9	2	2016	6	15	2,207	10.37	93	21,291	856	1,351	38.79	61.21
7	1	2016	6	13	2,205	10.36	94	21,291	924	1,281	41.90	58.10
7	2	2016	7	16	2,205	10.36	95	21,291	799	1,406	36.24	63.76
7	4	2016	2	13	2,205	10.36	96	21,291	1,257	948	57.01	42.99
9	3	2016	7	13	2,205	10.36	97	21,291	826	1,379	37.46	62.54
9	3	2016	7	12	2,204	10.35	98	21,291	740	1,464	33.58	66.42
4	17	2016	1	13	2,200	10.33	99	21,291	1,211	989	55.05	44.95
6	19	2016	1	14	2,199	10.33	100	21,291	1,318	881	59.94	40.06
7	24	2016	1	17	2,196	10.31	101	21,291	1,464	732	66.67	33.33
8	26	2016	6	13	2,195	10.31	102	21,291	1,043	1,152	47.52	52.48
8	13	2016	7	16	2,194	10.30	103	21,291	1,131	1,063	51.55	48.45
8	12	2016	6	12	2,190	10.29	104	21,291	1,032	1,158	47.12	52.88
8	26	2016	6	18	2,190	10.29	105	21,291	1,043	1,147	47.63	52.37
7	29	2016	6	15	2,186	10.27	106	21,291	882	1,304	40.35	59.65
4	9	2016	7	12	2,183	10.25	107	21,291	1,135	1,048	51.99	48.01
8	5	2016	6	15	2,183	10.25	108	21,291	976	1,207	44.71	55.29
8	28	2016	1	15	2,179	10.23	109	21,291	1,338	841	61.40	38.60
6	26	2016	1	16	2,178	10.23	110	21,291	1,332	846	61.16	38.84
7	1	2016	6	14	2,178	10.23	111	21,291	942	1,236	43.25	56.75
3	18	2016	6	18	2,176	10.22	112	21,291	1,114	1,062	51.19	48.81
5	27	2016	6	17	2,176	10.22	113	21,291	796	1,380	36.58	63.42
5	27	2016	6	18	2,176	10.22	114	21,291	851	1,325	39.11	60.89
4	10	2016	1	15	2,175	10.22	115	21,291	1,510	665	69.43	30.57
6	19	2016	1	13	2,172	10.20	116	21,291	1,270	902	58.47	41.53
7	22	2016	6	15	2,169	10.19	117	21,291	855	1,314	39.42	60.58
5	27	2016	6	16	2,167	10.18	118	21,291	743	1,424	34.29	65.71

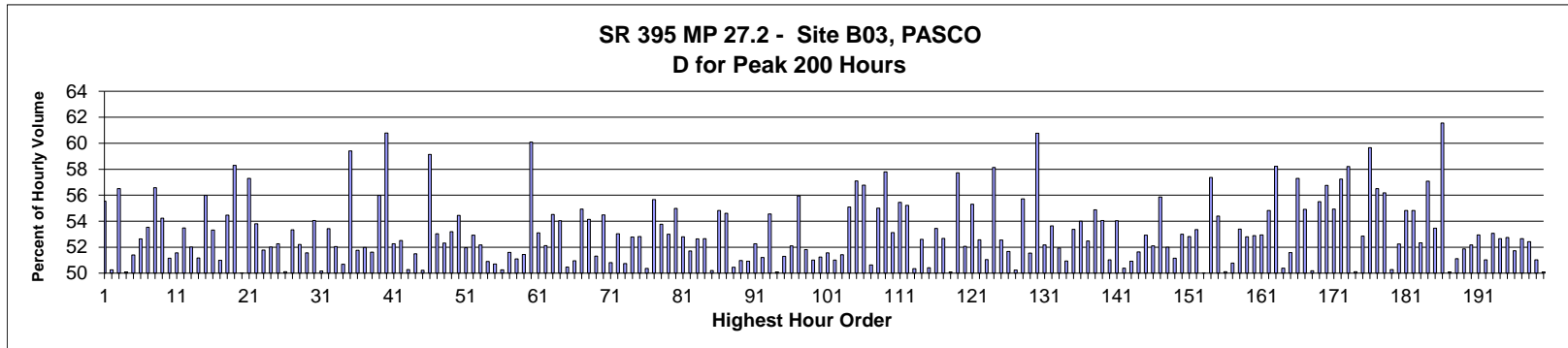
MO	DY	YR	DAY OF WK	HR	HR VOL	PERCENT OF AADT	HOUR NUMBER	AADT	EAST VOLUME	WEST VOLUME	PERCENT EAST IS OF TOTAL VOLUME	PERCENT WEST IS OF TOTAL VOLUME
8	14	2016	1	11	2,166	10.17	119	21,291	1,381	785	63.76	36.24
9	9	2016	6	17	2,166	10.17	120	21,291	996	1,170	45.98	54.02
8	11	2016	5	17	2,162	10.15	121	21,291	1,027	1,135	47.50	52.50
3	18	2016	6	16	2,159	10.14	122	21,291	880	1,279	40.76	59.24
12	30	2016	6	17	2,159	10.14	123	21,291	892	1,267	41.32	58.68
8	11	2016	5	18	2,156	10.13	124	21,291	1,148	1,008	53.25	46.75
9	16	2016	6	16	2,155	10.12	125	21,291	1,011	1,144	46.91	53.09
8	5	2016	6	18	2,148	10.09	126	21,291	977	1,171	45.48	54.52
8	13	2016	7	15	2,148	10.09	127	21,291	993	1,155	46.23	53.77
7	2	2016	7	17	2,147	10.08	128	21,291	839	1,308	39.08	60.92
7	29	2016	6	12	2,147	10.08	129	21,291	919	1,228	42.80	57.20
6	3	2016	6	17	2,145	10.07	130	21,291	957	1,188	44.62	55.38
5	8	2016	1	14	2,144	10.07	131	21,291	1,339	805	62.45	37.55
9	9	2016	6	16	2,140	10.05	132	21,291	979	1,161	45.75	54.25
7	31	2016	1	16	2,136	10.03	133	21,291	1,303	833	61.00	39.00
6	19	2016	1	15	2,133	10.02	134	21,291	1,217	916	57.06	42.94
7	22	2016	6	18	2,131	10.01	135	21,291	934	1,197	43.83	56.17
9	16	2016	6	17	2,131	10.01	136	21,291	1,016	1,115	47.68	52.32
4	9	2016	7	13	2,130	10.00	137	21,291	1,129	1,001	53.00	47.00
7	30	2016	7	11	2,129	10.00	138	21,291	826	1,303	38.80	61.20
7	5	2016	3	11	2,127	9.99	139	21,291	1,449	678	68.12	31.88
8	13	2016	7	11	2,123	9.97	140	21,291	878	1,245	41.36	58.64
8	27	2016	7	13	2,123	9.97	141	21,291	1,043	1,080	49.13	50.87
3	18	2016	6	17	2,122	9.97	142	21,291	1,025	1,097	48.30	51.70
4	8	2016	6	18	2,120	9.96	143	21,291	941	1,179	44.39	55.61
7	8	2016	6	16	2,116	9.94	144	21,291	904	1,212	42.72	57.28
8	11	2016	5	16	2,116	9.94	145	21,291	983	1,133	46.46	53.54
8	18	2016	5	17	2,115	9.93	146	21,291	1,021	1,094	48.27	51.73
6	17	2016	6	17	2,113	9.92	147	21,291	932	1,181	44.11	55.89
12	30	2016	6	16	2,113	9.92	148	21,291	870	1,243	41.17	58.83
2	15	2016	2	13	2,111	9.91	149	21,291	1,418	693	67.17	32.83
8	18	2016	5	16	2,105	9.89	150	21,291	964	1,141	45.80	54.20
8	5	2016	6	14	2,100	9.86	151	21,291	914	1,186	43.52	56.48
9	2	2016	6	14	2,099	9.86	152	21,291	902	1,197	42.97	57.03
6	24	2016	6	16	2,098	9.85	153	21,291	847	1,251	40.37	59.63
9	30	2016	6	17	2,098	9.85	154	21,291	961	1,137	45.81	54.19
2	20	2016	7	15	2,095	9.84	155	21,291	670	1,425	31.98	68.02
6	4	2016	7	13	2,093	9.83	156	21,291	782	1,311	37.36	62.64
6	17	2016	6	16	2,091	9.82	157	21,291	890	1,201	42.56	57.44
7	5	2016	3	18	2,086	9.80	158	21,291	1,289	797	61.79	38.21
6	5	2016	1	15	2,085	9.79	159	21,291	1,153	932	55.30	44.70
6	25	2016	7	12	2,083	9.78	160	21,291	777	1,306	37.30	62.70
8	5	2016	6	13	2,083	9.78	161	21,291	1,038	1,045	49.83	50.17
9	16	2016	6	18	2,082	9.78	162	21,291	1,017	1,065	48.85	51.15
2	20	2016	7	14	2,081	9.77	163	21,291	730	1,351	35.08	64.92
5	22	2016	1	13	2,081	9.77	164	21,291	1,392	689	66.89	33.11
7	4	2016	2	14	2,081	9.77	165	21,291	1,253	828	60.21	39.79
6	4	2016	7	12	2,078	9.76	166	21,291	710	1,368	34.17	65.83
8	27	2016	7	12	2,078	9.76	167	21,291	1,030	1,048	49.57	50.43
7	15	2016	6	17	2,073	9.74	168	21,291	883	1,190	42.60	57.40
9	5	2016	2	16	2,070	9.72	169	21,291	1,408	662	68.02	31.98

MO	DY	YR	DAY OF WK	HR	HR VOL	PERCENT OF AADT	HOUR NUMBER	AADT	EAST VOLUME	WEST VOLUME	PERCENT EAST IS OF TOTAL VOLUME	PERCENT WEST IS OF TOTAL VOLUME
7	2	2016	7	11	2,068	9.71	170	21,291	671	1,397	32.45	67.55
6	26	2016	1	17	2,067	9.71	171	21,291	1,343	724	64.97	35.03
7	10	2016	1	13	2,067	9.71	172	21,291	1,164	903	56.31	43.69
7	10	2016	1	15	2,067	9.71	173	21,291	1,190	877	57.57	42.43
6	19	2016	1	12	2,064	9.69	174	21,291	1,201	863	58.19	41.81
8	11	2016	5	14	2,064	9.69	175	21,291	1,015	1,049	49.18	50.82
8	28	2016	1	16	2,062	9.68	176	21,291	1,265	797	61.35	38.65
6	3	2016	6	16	2,060	9.68	177	21,291	875	1,185	42.48	57.52
8	6	2016	7	13	2,059	9.67	178	21,291	933	1,126	45.31	54.69
8	7	2016	1	16	2,057	9.66	179	21,291	1,243	814	60.43	39.57
4	8	2016	6	13	2,056	9.66	180	21,291	1,009	1,047	49.08	50.92
8	12	2016	6	19	2,054	9.65	181	21,291	993	1,061	48.34	51.66
5	6	2016	6	17	2,051	9.63	182	21,291	955	1,096	46.56	53.44
7	3	2016	1	14	2,049	9.62	183	21,291	898	1,151	43.83	56.17
6	24	2016	6	17	2,047	9.61	184	21,291	823	1,224	40.21	59.79
10	7	2016	6	17	2,046	9.61	185	21,291	963	1,083	47.07	52.93
2	20	2016	7	13	2,045	9.60	186	21,291	843	1,202	41.22	58.78
6	3	2016	6	18	2,045	9.60	187	21,291	957	1,088	46.80	53.20
7	15	2016	6	14	2,045	9.60	188	21,291	865	1,180	42.30	57.70
7	10	2016	1	16	2,043	9.60	189	21,291	1,234	809	60.40	39.60
9	23	2016	6	16	2,043	9.60	190	21,291	879	1,164	43.02	56.98
7	15	2016	6	15	2,042	9.59	191	21,291	921	1,121	45.10	54.90
8	11	2016	5	13	2,042	9.59	192	21,291	1,097	945	53.72	46.28
9	9	2016	6	18	2,037	9.57	193	21,291	920	1,117	45.16	54.84
5	8	2016	1	12	2,035	9.56	194	21,291	1,221	814	60.00	40.00
5	27	2016	6	15	2,035	9.56	195	21,291	730	1,305	35.87	64.13
8	18	2016	5	18	2,035	9.56	196	21,291	1,078	957	52.97	47.03
5	7	2016	7	12	2,034	9.55	197	21,291	859	1,175	42.23	57.77
7	15	2016	6	16	2,034	9.55	198	21,291	863	1,171	42.43	57.57
4	29	2016	6	16	2,033	9.55	199	21,291	871	1,162	42.84	57.16
5	13	2016	6	16	2,033	9.55	200	21,291	916	1,117	45.06	54.94





AADT= 17,414      K 30 FACTOR= 10.57      K 100 FACTOR= 9.96      K 200 FACTOR= 9.50      D 30 FACTOR= 54.05



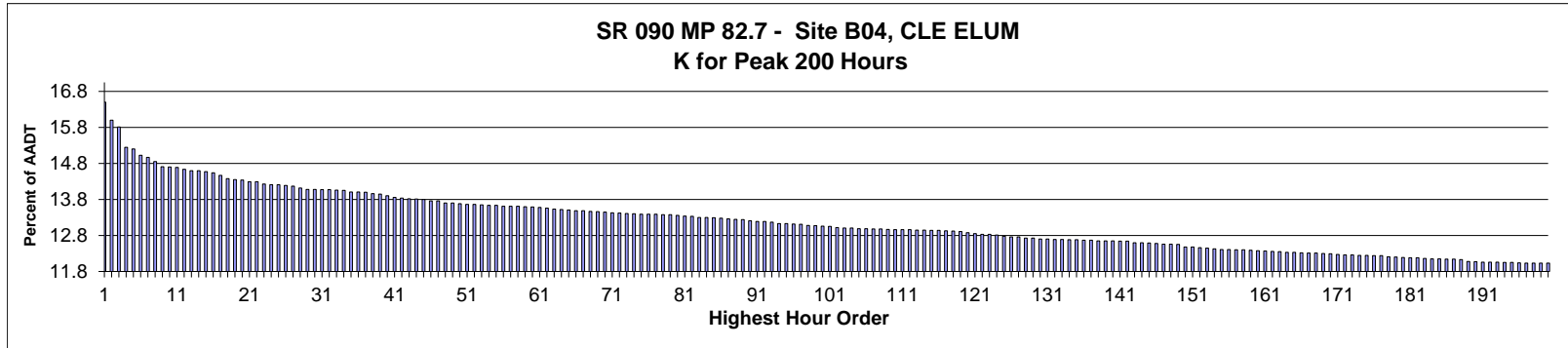
MO	DY	YR	DAY OF WK	HR	HR VOL	PERCENT OF AADT	HOUR NUMBER	AADT	NORTH VOLUME	SOUTH VOLUME	PERCENT NORTH IS OF TOTAL VOLUME	PERCENT SOUTH IS OF TOTAL VOLUME
11	27	2016	1	15	2,123	12.19	1	17,414	1,179	944	55.53	44.47
11	27	2016	1	14	2,085	11.97	2	17,414	1,037	1,048	49.74	50.26
11	27	2016	1	16	2,046	11.75	3	17,414	1,156	890	56.50	43.50
11	23	2016	4	16	2,032	11.67	4	17,414	1,014	1,018	49.90	50.10
11	23	2016	4	15	2,025	11.63	5	17,414	984	1,041	48.59	51.41
11	23	2016	4	13	1,970	11.31	6	17,414	933	1,037	47.36	52.64
9	2	2016	6	17	1,965	11.28	7	17,414	1,052	913	53.54	46.46
9	5	2016	2	16	1,962	11.27	8	17,414	852	1,110	43.43	56.57
11	23	2016	4	17	1,958	11.24	9	17,414	896	1,062	45.76	54.24
9	2	2016	6	16	1,955	11.23	10	17,414	1,000	955	51.15	48.85
5	27	2016	6	17	1,947	11.18	11	17,414	1,004	943	51.57	48.43
8	12	2016	6	15	1,941	11.15	12	17,414	1,038	903	53.48	46.52
7	1	2016	6	16	1,928	11.07	13	17,414	1,003	925	52.02	47.98
11	23	2016	4	14	1,927	11.07	14	17,414	986	941	51.17	48.83
11	27	2016	1	13	1,924	11.05	15	17,414	847	1,077	44.02	55.98
10	23	2016	1	15	1,921	11.03	16	17,414	897	1,024	46.69	53.31

MO	DY	YR	DAY OF WK	HR	HR VOL	PERCENT OF AADT	HOUR NUMBER	AADT	NORTH VOLUME	SOUTH VOLUME	PERCENT NORTH IS OF TOTAL VOLUME	PERCENT SOUTH IS OF TOTAL VOLUME
6	24	2016	6	16	1,914	10.99	17	17,414	976	938	50.99	49.01
7	1	2016	6	15	1,906	10.95	18	17,414	1,038	868	54.46	45.54
7	1	2016	6	14	1,899	10.91	19	17,414	1,107	792	58.29	41.71
5	27	2016	6	16	1,897	10.89	20	17,414	948	949	49.97	50.03
7	5	2016	3	16	1,892	10.86	21	17,414	808	1,084	42.71	57.29
6	24	2016	6	15	1,888	10.84	22	17,414	1,016	872	53.81	46.19
10	21	2016	6	17	1,887	10.84	23	17,414	910	977	48.22	51.78
7	1	2016	6	17	1,884	10.82	24	17,414	980	904	52.02	47.98
8	5	2016	6	15	1,875	10.77	25	17,414	895	980	47.73	52.27
8	5	2016	6	14	1,860	10.68	26	17,414	928	932	49.89	50.11
10	23	2016	1	16	1,860	10.68	27	17,414	868	992	46.67	53.33
7	22	2016	6	15	1,852	10.64	28	17,414	967	885	52.21	47.79
8	12	2016	6	16	1,842	10.58	29	17,414	950	892	51.57	48.43
8	12	2016	6	14	1,841	10.57	30	17,414	995	846	54.05	45.95
7	22	2016	6	16	1,840	10.57	31	17,414	917	923	49.84	50.16
10	2	2016	1	16	1,840	10.57	32	17,414	983	857	53.42	46.58
6	17	2016	6	16	1,839	10.56	33	17,414	882	957	47.96	52.04
10	7	2016	6	16	1,835	10.54	34	17,414	905	930	49.32	50.68
7	5	2016	3	14	1,823	10.47	35	17,414	740	1,083	40.59	59.41
5	13	2016	6	16	1,822	10.46	36	17,414	943	879	51.76	48.24
7	22	2016	6	14	1,822	10.46	37	17,414	947	875	51.98	48.02
9	2	2016	6	18	1,817	10.43	38	17,414	938	879	51.62	48.38
5	30	2016	2	15	1,815	10.42	39	17,414	799	1,016	44.02	55.98
9	5	2016	2	15	1,813	10.41	40	17,414	711	1,102	39.22	60.78
7	15	2016	6	14	1,812	10.41	41	17,414	865	947	47.74	52.26
8	14	2016	1	16	1,803	10.35	42	17,414	856	947	47.48	52.52
8	7	2016	1	16	1,802	10.35	43	17,414	896	906	49.72	50.28
8	12	2016	6	17	1,802	10.35	44	17,414	874	928	48.50	51.50
10	9	2016	1	16	1,802	10.35	45	17,414	905	897	50.22	49.78
9	5	2016	2	14	1,801	10.34	46	17,414	736	1,065	40.87	59.13
10	7	2016	6	17	1,801	10.34	47	17,414	846	955	46.97	53.03
9	2	2016	6	15	1,799	10.33	48	17,414	941	858	52.31	47.69
5	6	2016	6	16	1,795	10.31	49	17,414	840	955	46.80	53.20
10	23	2016	1	17	1,791	10.28	50	17,414	816	975	45.56	54.44
11	23	2016	4	18	1,790	10.28	51	17,414	860	930	48.04	51.96
9	30	2016	6	17	1,789	10.27	52	17,414	842	947	47.07	52.93
5	20	2016	6	16	1,786	10.26	53	17,414	854	932	47.82	52.18
6	10	2016	6	16	1,786	10.26	54	17,414	909	877	50.90	49.10
10	14	2016	6	17	1,785	10.25	55	17,414	905	880	50.70	49.30
7	22	2016	6	17	1,781	10.23	56	17,414	886	895	49.75	50.25
8	5	2016	6	17	1,781	10.23	57	17,414	862	919	48.40	51.60
5	27	2016	6	18	1,779	10.22	58	17,414	909	870	51.10	48.90
9	30	2016	6	16	1,777	10.20	59	17,414	863	914	48.56	51.44
7	5	2016	3	15	1,776	10.20	60	17,414	709	1,067	39.92	60.08
9	16	2016	6	17	1,776	10.20	61	17,414	833	943	46.90	53.10
7	31	2016	1	14	1,775	10.19	62	17,414	850	925	47.89	52.11
2	12	2016	6	16	1,774	10.19	63	17,414	807	967	45.49	54.51
6	17	2016	6	17	1,773	10.18	64	17,414	815	958	45.97	54.03
7	29	2016	6	15	1,773	10.18	65	17,414	878	895	49.52	50.48
7	24	2016	1	14	1,772	10.18	66	17,414	869	903	49.04	50.96
8	14	2016	1	17	1,766	10.14	67	17,414	796	970	45.07	54.93

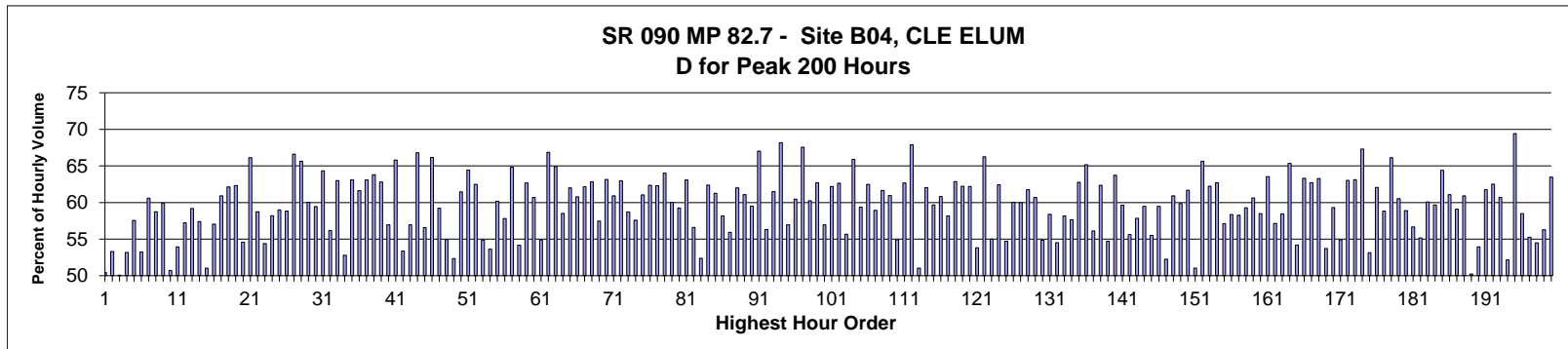
MO	DY	YR	DAY OF WK	HR	HR VOL	PERCENT OF AADT	HOUR NUMBER	AADT	NORTH VOLUME	SOUTH VOLUME	PERCENT NORTH IS OF TOTAL VOLUME	PERCENT SOUTH IS OF TOTAL VOLUME
6	24	2016	6	14	1,764	10.13	68	17,414	955	809	54.14	45.86
7	8	2016	6	15	1,762	10.12	69	17,414	904	858	51.31	48.69
7	10	2016	1	14	1,762	10.12	70	17,414	802	960	45.52	54.48
7	8	2016	6	16	1,761	10.11	71	17,414	866	895	49.18	50.82
7	31	2016	1	17	1,757	10.09	72	17,414	932	825	53.04	46.96
7	15	2016	6	16	1,756	10.08	73	17,414	865	891	49.26	50.74
9	9	2016	6	16	1,756	10.08	74	17,414	829	927	47.21	52.79
6	26	2016	1	15	1,755	10.08	75	17,414	828	927	47.18	52.82
9	30	2016	6	18	1,755	10.08	76	17,414	871	884	49.63	50.37
10	7	2016	6	18	1,755	10.08	77	17,414	778	977	44.33	55.67
10	21	2016	6	16	1,754	10.07	78	17,414	811	943	46.24	53.76
7	17	2016	1	14	1,753	10.07	79	17,414	824	929	47.01	52.99
9	23	2016	6	16	1,753	10.07	80	17,414	789	964	45.01	54.99
5	6	2016	6	17	1,752	10.06	81	17,414	827	925	47.20	52.80
7	29	2016	6	16	1,752	10.06	82	17,414	846	906	48.29	51.71
8	7	2016	1	14	1,752	10.06	83	17,414	830	922	47.37	52.63
5	27	2016	6	15	1,751	10.06	84	17,414	922	829	52.66	47.34
7	1	2016	6	13	1,749	10.04	85	17,414	871	878	49.80	50.20
8	26	2016	6	17	1,749	10.04	86	17,414	790	959	45.17	54.83
11	23	2016	4	12	1,749	10.04	87	17,414	794	955	45.40	54.60
6	12	2016	1	16	1,746	10.03	88	17,414	881	865	50.46	49.54
9	16	2016	6	16	1,746	10.03	89	17,414	856	890	49.03	50.97
10	2	2016	1	17	1,746	10.03	90	17,414	857	889	49.08	50.92
10	23	2016	1	14	1,745	10.02	91	17,414	833	912	47.74	52.26
6	24	2016	6	17	1,744	10.01	92	17,414	851	893	48.80	51.20
7	1	2016	6	18	1,743	10.01	93	17,414	951	792	54.56	45.44
7	31	2016	1	16	1,743	10.01	94	17,414	870	873	49.91	50.09
6	17	2016	6	15	1,741	10.00	95	17,414	848	893	48.71	51.29
6	10	2016	6	17	1,739	9.99	96	17,414	833	906	47.90	52.10
11	27	2016	1	17	1,739	9.99	97	17,414	973	766	55.95	44.05
8	14	2016	1	14	1,737	9.97	98	17,414	837	900	48.19	51.81
7	15	2016	6	15	1,735	9.96	99	17,414	850	885	48.99	51.01
10	28	2016	6	16	1,735	9.96	100	17,414	889	846	51.24	48.76
10	22	2016	7	14	1,734	9.96	101	17,414	840	894	48.44	51.56
7	24	2016	1	15	1,733	9.95	102	17,414	849	884	48.99	51.01
7	29	2016	6	17	1,731	9.94	103	17,414	841	890	48.58	51.42
6	10	2016	6	15	1,730	9.93	104	17,414	953	777	55.09	44.91
12	26	2016	2	13	1,729	9.93	105	17,414	742	987	42.91	57.09
7	31	2016	1	13	1,728	9.92	106	17,414	747	981	43.23	56.77
10	28	2016	6	17	1,728	9.92	107	17,414	853	875	49.36	50.64
4	10	2016	1	16	1,727	9.92	108	17,414	950	777	55.01	44.99
10	9	2016	1	15	1,727	9.92	109	17,414	729	998	42.21	57.79
2	12	2016	6	15	1,726	9.91	110	17,414	809	917	46.87	53.13
5	30	2016	2	17	1,726	9.91	111	17,414	769	957	44.55	55.45
6	26	2016	1	14	1,726	9.91	112	17,414	773	953	44.79	55.21
10	22	2016	7	15	1,726	9.91	113	17,414	869	857	50.35	49.65
6	26	2016	1	16	1,724	9.90	114	17,414	817	907	47.39	52.61
7	31	2016	1	15	1,724	9.90	115	17,414	855	869	49.59	50.41
9	23	2016	6	17	1,723	9.89	116	17,414	802	921	46.55	53.45
8	26	2016	6	16	1,720	9.88	117	17,414	814	906	47.33	52.67
4	8	2016	6	16	1,719	9.87	118	17,414	858	861	49.91	50.09

MO	DY	YR	DAY OF WK	HR	HR VOL	PERCENT OF AADT	HOUR NUMBER	AADT	NORTH VOLUME	SOUTH VOLUME	PERCENT NORTH IS OF TOTAL VOLUME	PERCENT SOUTH IS OF TOTAL VOLUME
5	30	2016	2	16	1,717	9.86	119	17,414	726	991	42.28	57.72
8	5	2016	6	16	1,717	9.86	120	17,414	823	894	47.93	52.07
9	2	2016	6	14	1,716	9.85	121	17,414	949	767	55.30	44.70
6	24	2016	6	18	1,714	9.84	122	17,414	901	813	52.57	47.43
7	17	2016	1	15	1,714	9.84	123	17,414	839	875	48.95	51.05
5	30	2016	2	14	1,713	9.84	124	17,414	717	996	41.86	58.14
6	12	2016	1	15	1,713	9.84	125	17,414	813	900	47.46	52.54
10	7	2016	6	15	1,711	9.83	126	17,414	827	884	48.33	51.67
6	10	2016	6	18	1,710	9.82	127	17,414	851	859	49.77	50.23
4	8	2016	6	15	1,709	9.81	128	17,414	952	757	55.71	44.29
7	15	2016	6	17	1,705	9.79	129	17,414	826	879	48.45	51.55
11	18	2016	6	17	1,705	9.79	130	17,414	669	1,036	39.24	60.76
7	17	2016	1	17	1,704	9.79	131	17,414	889	815	52.17	47.83
9	16	2016	6	18	1,704	9.79	132	17,414	790	914	46.36	53.64
9	23	2016	6	15	1,704	9.79	133	17,414	819	885	48.06	51.94
10	14	2016	6	16	1,704	9.79	134	17,414	868	836	50.94	49.06
10	16	2016	1	16	1,703	9.78	135	17,414	794	909	46.62	53.38
7	1	2016	6	12	1,702	9.77	136	17,414	919	783	54.00	46.00
9	9	2016	6	18	1,702	9.77	137	17,414	809	893	47.53	52.47
10	16	2016	1	14	1,700	9.76	138	17,414	767	933	45.12	54.88
4	15	2016	6	16	1,698	9.75	139	17,414	918	780	54.06	45.94
10	7	2016	6	14	1,697	9.75	140	17,414	831	866	48.97	51.03
10	16	2016	1	15	1,695	9.73	141	17,414	779	916	45.96	54.04
7	29	2016	6	14	1,693	9.72	142	17,414	853	840	50.38	49.62
6	19	2016	1	15	1,691	9.71	143	17,414	861	830	50.92	49.08
7	10	2016	1	17	1,689	9.70	144	17,414	817	872	48.37	51.63
10	7	2016	6	13	1,689	9.70	145	17,414	795	894	47.07	52.93
11	4	2016	6	17	1,689	9.70	146	17,414	809	880	47.90	52.10
9	5	2016	2	17	1,688	9.69	147	17,414	745	943	44.14	55.86
4	29	2016	6	17	1,687	9.69	148	17,414	810	877	48.01	51.99
6	24	2016	6	12	1,687	9.69	149	17,414	863	824	51.16	48.84
8	7	2016	1	17	1,687	9.69	150	17,414	793	894	47.01	52.99
10	14	2016	6	15	1,687	9.69	151	17,414	891	796	52.82	47.18
7	8	2016	6	17	1,685	9.68	152	17,414	786	899	46.65	53.35
8	28	2016	1	16	1,685	9.68	153	17,414	843	842	50.03	49.97
3	11	2016	6	16	1,684	9.67	154	17,414	718	966	42.64	57.36
5	20	2016	6	17	1,684	9.67	155	17,414	768	916	45.61	54.39
6	19	2016	1	14	1,684	9.67	156	17,414	844	840	50.12	49.88
8	5	2016	6	13	1,682	9.66	157	17,414	854	828	50.77	49.23
7	10	2016	1	15	1,680	9.65	158	17,414	783	897	46.61	53.39
8	12	2016	6	13	1,680	9.65	159	17,414	887	793	52.80	47.20
6	24	2016	6	13	1,679	9.64	160	17,414	888	791	52.89	47.11
9	9	2016	6	17	1,679	9.64	161	17,414	790	889	47.05	52.95
2	26	2016	6	16	1,678	9.64	162	17,414	758	920	45.17	54.83
7	5	2016	3	17	1,678	9.64	163	17,414	701	977	41.78	58.22
4	29	2016	6	16	1,677	9.63	164	17,414	832	845	49.61	50.39
7	17	2016	1	16	1,677	9.63	165	17,414	865	812	51.58	48.42
7	21	2016	5	16	1,677	9.63	166	17,414	716	961	42.70	57.30
11	27	2016	1	12	1,677	9.63	167	17,414	756	921	45.08	54.92
6	3	2016	6	16	1,674	9.61	168	17,414	840	834	50.18	49.82
6	26	2016	1	17	1,674	9.61	169	17,414	745	929	44.50	55.50

MO	DY	YR	DAY OF WK	HR	HR VOL	PERCENT OF AADT	HOUR NUMBER	AADT	NORTH VOLUME	SOUTH VOLUME	PERCENT NORTH IS OF TOTAL VOLUME	PERCENT SOUTH IS OF TOTAL VOLUME
6	26	2016	1	18	1,674	9.61	170	17,414	724	950	43.25	56.75
11	18	2016	6	16	1,673	9.61	171	17,414	754	919	45.07	54.93
7	24	2016	1	13	1,672	9.60	172	17,414	715	957	42.76	57.24
7	5	2016	3	13	1,670	9.59	173	17,414	698	972	41.80	58.20
8	26	2016	6	15	1,670	9.59	174	17,414	837	833	50.12	49.88
10	21	2016	6	18	1,669	9.58	175	17,414	787	882	47.15	52.85
7	10	2016	1	13	1,668	9.58	176	17,414	673	995	40.35	59.65
5	30	2016	2	13	1,667	9.57	177	17,414	725	942	43.49	56.51
9	23	2016	6	18	1,666	9.57	178	17,414	730	936	43.82	56.18
5	6	2016	6	15	1,665	9.56	179	17,414	828	837	49.73	50.27
7	29	2016	6	13	1,665	9.56	180	17,414	870	795	52.25	47.75
10	9	2016	1	14	1,665	9.56	181	17,414	752	913	45.17	54.83
10	28	2016	6	18	1,665	9.56	182	17,414	752	913	45.17	54.83
11	4	2016	6	16	1,664	9.56	183	17,414	871	793	52.34	47.66
3	20	2016	1	14	1,663	9.55	184	17,414	949	714	57.07	42.93
6	12	2016	1	14	1,663	9.55	185	17,414	774	889	46.54	53.46
9	5	2016	2	13	1,662	9.54	186	17,414	639	1,023	38.45	61.55
4	15	2016	6	17	1,661	9.54	187	17,414	829	832	49.91	50.09
8	7	2016	1	15	1,661	9.54	188	17,414	849	812	51.11	48.89
5	6	2016	6	18	1,660	9.53	189	17,414	799	861	48.13	51.87
7	22	2016	6	13	1,660	9.53	190	17,414	794	866	47.83	52.17
8	14	2016	1	15	1,660	9.53	191	17,414	781	879	47.05	52.95
8	28	2016	1	15	1,660	9.53	192	17,414	813	847	48.98	51.02
11	26	2016	7	15	1,660	9.53	193	17,414	779	881	46.93	53.07
12	26	2016	2	14	1,660	9.53	194	17,414	786	874	47.35	52.65
4	10	2016	1	17	1,657	9.52	195	17,414	874	783	52.75	47.25
7	10	2016	1	16	1,657	9.52	196	17,414	857	800	51.72	48.28
3	25	2016	6	16	1,656	9.51	197	17,414	784	872	47.34	52.66
8	28	2016	1	17	1,656	9.51	198	17,414	788	868	47.58	52.42
10	22	2016	7	13	1,656	9.51	199	17,414	845	811	51.03	48.97
4	10	2016	1	15	1,655	9.50	200	17,414	829	826	50.09	49.91



**AADT= 31,038      K 30 FACTOR= 14.03      K 100 FACTOR= 13.01      K 200 FACTOR= 11.98      D 30 FACTOR= 59.45**



MO	DY	YR	DAY OF WK	HR	HR VOL	PERCENT OF AADT	HOUR NUMBER	AADT	EAST VOLUME	WEST VOLUME	PERCENT EAST IS OF TOTAL VOLUME	PERCENT WEST IS OF TOTAL VOLUME
11	27	2016	1	13	5,106	16.45	1	31,038	2,531	2,575	49.57	50.43
11	27	2016	1	14	4,951	15.95	2	31,038	2,312	2,639	46.70	53.30
11	27	2016	1	12	4,891	15.76	3	31,038	2,450	2,441	50.09	49.91
11	27	2016	1	15	4,717	15.20	4	31,038	2,208	2,509	46.81	53.19
6	26	2016	1	12	4,702	15.15	5	31,038	1,995	2,707	42.43	57.57
12	26	2016	2	14	4,649	14.98	6	31,038	2,174	2,475	46.76	53.24
7	17	2016	1	13	4,632	14.92	7	31,038	1,825	2,807	39.40	60.60
4	10	2016	1	17	4,594	14.80	8	31,038	1,895	2,699	41.25	58.75
7	17	2016	1	12	4,551	14.66	9	31,038	1,824	2,727	40.08	59.92
12	26	2016	2	13	4,548	14.65	10	31,038	2,242	2,306	49.30	50.70
8	7	2016	1	13	4,544	14.64	11	31,038	2,093	2,451	46.06	53.94
4	10	2016	1	16	4,528	14.59	12	31,038	1,936	2,592	42.76	57.24
7	15	2016	6	15	4,517	14.55	13	31,038	2,674	1,843	59.20	40.80
8	7	2016	1	14	4,517	14.55	14	31,038	1,924	2,593	42.59	57.41
6	10	2016	6	17	4,506	14.52	15	31,038	2,300	2,206	51.04	48.96
4	10	2016	1	15	4,497	14.49	16	31,038	1,931	2,566	42.94	57.06

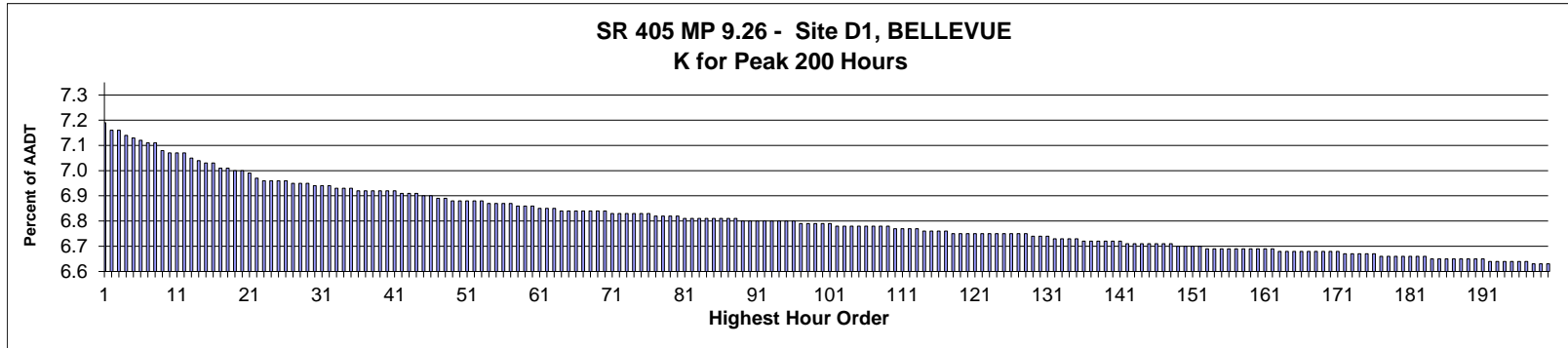
MO	DY	YR	DAY OF WK	HR	HR VOL	PERCENT OF AADT	HOUR NUMBER	AADT	EAST VOLUME	WEST VOLUME	PERCENT EAST IS OF TOTAL VOLUME	PERCENT WEST IS OF TOTAL VOLUME
6	19	2016	1	15	4,475	14.42	17	31,038	1,749	2,726	39.08	60.92
6	24	2016	6	16	4,448	14.33	18	31,038	2,764	1,684	62.14	37.86
10	2	2016	1	16	4,437	14.30	19	31,038	1,672	2,765	37.68	62.32
11	23	2016	4	15	4,435	14.29	20	31,038	2,420	2,015	54.57	45.43
5	8	2016	1	16	4,421	14.24	21	31,038	1,497	2,924	33.86	66.14
7	15	2016	6	16	4,419	14.24	22	31,038	2,596	1,823	58.75	41.25
7	15	2016	6	14	4,400	14.18	23	31,038	2,393	2,007	54.39	45.61
4	10	2016	1	18	4,394	14.16	24	31,038	1,837	2,557	41.81	58.19
8	7	2016	1	15	4,394	14.16	25	31,038	1,802	2,592	41.01	58.99
10	23	2016	1	16	4,389	14.14	26	31,038	1,807	2,582	41.17	58.83
5	8	2016	1	17	4,382	14.12	27	31,038	1,464	2,918	33.41	66.59
6	19	2016	1	16	4,368	14.07	28	31,038	1,500	2,868	34.34	65.66
7	1	2016	6	14	4,355	14.03	29	31,038	2,614	1,741	60.02	39.98
7	2	2016	7	14	4,355	14.03	30	31,038	2,589	1,766	59.45	40.55
9	2	2016	6	16	4,351	14.02	31	31,038	2,800	1,551	64.35	35.65
8	14	2016	1	12	4,350	14.02	32	31,038	1,906	2,444	43.82	56.18
6	12	2016	1	16	4,347	14.01	33	31,038	1,609	2,738	37.01	62.99
11	23	2016	4	14	4,346	14.00	34	31,038	2,294	2,052	52.78	47.22
11	26	2016	7	15	4,333	13.96	35	31,038	1,599	2,734	36.90	63.10
9	18	2016	1	13	4,332	13.96	36	31,038	1,662	2,670	38.37	61.63
11	23	2016	4	17	4,331	13.95	37	31,038	2,733	1,598	63.10	36.90
10	9	2016	1	16	4,318	13.91	38	31,038	1,564	2,754	36.22	63.78
6	12	2016	1	15	4,314	13.90	39	31,038	1,605	2,709	37.20	62.80
11	23	2016	4	16	4,299	13.85	40	31,038	2,448	1,851	56.94	43.06
5	8	2016	1	18	4,285	13.81	41	31,038	1,465	2,820	34.19	65.81
8	7	2016	1	12	4,280	13.79	42	31,038	1,996	2,284	46.64	53.36
7	15	2016	6	13	4,273	13.77	43	31,038	2,434	1,839	56.96	43.04
5	8	2016	1	15	4,270	13.76	44	31,038	1,418	2,852	33.21	66.79
8	7	2016	1	18	4,269	13.75	45	31,038	1,854	2,415	43.43	56.57
5	28	2016	7	11	4,254	13.71	46	31,038	2,815	1,439	66.17	33.83
8	7	2016	1	17	4,254	13.71	47	31,038	1,735	2,519	40.79	59.21
4	10	2016	1	14	4,236	13.65	48	31,038	1,909	2,327	45.07	54.93
8	14	2016	1	13	4,236	13.65	49	31,038	2,018	2,218	47.64	52.36
5	15	2016	1	15	4,232	13.63	50	31,038	1,631	2,601	38.54	61.46
10	2	2016	1	15	4,224	13.61	51	31,038	1,502	2,722	35.56	64.44
7	2	2016	7	12	4,223	13.61	52	31,038	2,638	1,585	62.47	37.53
11	23	2016	4	13	4,220	13.60	53	31,038	2,316	1,904	54.88	45.12
7	10	2016	1	19	4,219	13.59	54	31,038	2,262	1,957	53.61	46.39
9	5	2016	2	14	4,219	13.59	55	31,038	1,680	2,539	39.82	60.18
7	17	2016	1	14	4,210	13.56	56	31,038	1,776	2,434	42.19	57.81
9	3	2016	7	11	4,210	13.56	57	31,038	2,729	1,481	64.82	35.18
12	26	2016	2	15	4,208	13.56	58	31,038	1,928	2,280	45.82	54.18
9	3	2016	7	12	4,205	13.55	59	31,038	2,635	1,570	62.66	37.34
8	28	2016	1	14	4,201	13.54	60	31,038	1,652	2,549	39.32	60.68
6	26	2016	1	13	4,200	13.53	61	31,038	1,894	2,306	45.10	54.90
9	5	2016	2	11	4,192	13.51	62	31,038	1,389	2,803	33.13	66.87
10	9	2016	1	15	4,185	13.48	63	31,038	1,468	2,717	35.08	64.92
7	2	2016	7	13	4,180	13.47	64	31,038	2,446	1,734	58.52	41.48
7	1	2016	6	16	4,179	13.46	65	31,038	2,591	1,588	62.00	38.00
11	13	2016	1	16	4,171	13.44	66	31,038	1,635	2,536	39.20	60.80
9	3	2016	7	13	4,170	13.44	67	31,038	2,592	1,578	62.16	37.84

MO	DY	YR	DAY OF WK	HR	HR VOL	PERCENT OF AADT	HOUR NUMBER	AADT	EAST VOLUME	WEST VOLUME	PERCENT IS OF TOTAL VOLUME	PERCENT WEST IS OF TOTAL VOLUME
9	18	2016	1	12	4,166	13.42	68	31,038	1,549	2,617	37.18	62.82
6	19	2016	1	14	4,163	13.41	69	31,038	1,771	2,392	42.54	57.46
8	28	2016	1	17	4,158	13.40	70	31,038	1,532	2,626	36.84	63.16
7	1	2016	6	13	4,153	13.38	71	31,038	2,529	1,624	60.90	39.10
6	12	2016	1	14	4,151	13.37	72	31,038	1,537	2,614	37.03	62.97
11	13	2016	1	15	4,147	13.36	73	31,038	1,712	2,435	41.28	58.72
8	5	2016	6	15	4,145	13.35	74	31,038	2,387	1,758	57.59	42.41
8	28	2016	1	15	4,142	13.34	75	31,038	1,614	2,528	38.97	61.03
9	18	2016	1	14	4,142	13.34	76	31,038	1,559	2,583	37.64	62.36
9	3	2016	7	14	4,140	13.34	77	31,038	2,579	1,561	62.29	37.71
10	9	2016	1	17	4,138	13.33	78	31,038	1,489	2,649	35.98	64.02
7	1	2016	6	15	4,136	13.33	79	31,038	2,483	1,653	60.03	39.97
9	2	2016	6	15	4,132	13.31	80	31,038	2,448	1,684	59.24	40.76
5	22	2016	1	15	4,125	13.29	81	31,038	1,523	2,602	36.92	63.08
9	5	2016	2	13	4,123	13.28	82	31,038	1,789	2,334	43.39	56.61
6	24	2016	6	17	4,114	13.25	83	31,038	2,155	1,959	52.38	47.62
6	24	2016	6	13	4,112	13.25	84	31,038	2,565	1,547	62.38	37.62
10	23	2016	1	15	4,108	13.24	85	31,038	1,591	2,517	38.73	61.27
8	28	2016	1	13	4,107	13.23	86	31,038	1,718	2,389	41.83	58.17
12	26	2016	2	12	4,099	13.21	87	31,038	2,293	1,806	55.94	44.06
8	28	2016	1	16	4,097	13.20	88	31,038	1,557	2,540	38.00	62.00
8	7	2016	1	16	4,093	13.19	89	31,038	1,594	2,499	38.94	61.06
9	2	2016	6	14	4,086	13.16	90	31,038	2,431	1,655	59.50	40.50
6	24	2016	6	18	4,079	13.14	91	31,038	2,734	1,345	67.03	32.97
7	15	2016	6	12	4,078	13.14	92	31,038	2,296	1,782	56.30	43.70
5	1	2016	1	18	4,073	13.12	93	31,038	1,569	2,504	38.52	61.48
5	30	2016	2	11	4,060	13.08	94	31,038	1,292	2,768	31.82	68.18
10	23	2016	1	17	4,059	13.08	95	31,038	1,748	2,311	43.06	56.94
5	27	2016	6	14	4,058	13.07	96	31,038	2,454	1,604	60.47	39.53
7	2	2016	7	11	4,055	13.06	97	31,038	2,739	1,316	67.55	32.45
9	5	2016	2	15	4,043	13.03	98	31,038	1,607	2,436	39.75	60.25
5	1	2016	1	17	4,040	13.02	99	31,038	1,507	2,533	37.30	62.70
11	27	2016	1	16	4,038	13.01	100	31,038	1,738	2,300	43.04	56.96
5	27	2016	6	16	4,034	13.00	101	31,038	2,509	1,525	62.20	37.80
7	1	2016	6	17	4,027	12.97	102	31,038	2,523	1,504	62.65	37.35
11	23	2016	4	12	4,021	12.96	103	31,038	2,238	1,783	55.66	44.34
11	23	2016	4	18	4,021	12.96	104	31,038	2,650	1,371	65.90	34.10
7	15	2016	6	17	4,015	12.94	105	31,038	2,384	1,631	59.38	40.62
9	18	2016	1	15	4,015	12.94	106	31,038	1,507	2,508	37.53	62.47
6	10	2016	6	16	4,013	12.93	107	31,038	2,365	1,648	58.93	41.07
9	2	2016	6	17	4,013	12.93	108	31,038	2,474	1,539	61.65	38.35
5	15	2016	1	16	4,009	12.92	109	31,038	1,565	2,444	39.04	60.96
11	26	2016	7	13	4,008	12.91	110	31,038	1,808	2,200	45.11	54.89
6	12	2016	1	17	4,006	12.91	111	31,038	1,495	2,511	37.32	62.68
6	24	2016	6	19	4,006	12.91	112	31,038	2,719	1,287	67.87	32.13
4	8	2016	6	16	4,004	12.90	113	31,038	2,044	1,960	51.05	48.95
11	26	2016	7	14	4,003	12.90	114	31,038	1,520	2,483	37.97	62.03
5	27	2016	6	15	4,001	12.89	115	31,038	2,387	1,614	59.66	40.34
6	17	2016	6	16	4,000	12.89	116	31,038	2,433	1,567	60.83	39.18
6	12	2016	1	13	3,998	12.88	117	31,038	1,673	2,325	41.85	58.15
7	1	2016	6	12	3,996	12.87	118	31,038	2,512	1,484	62.86	37.14

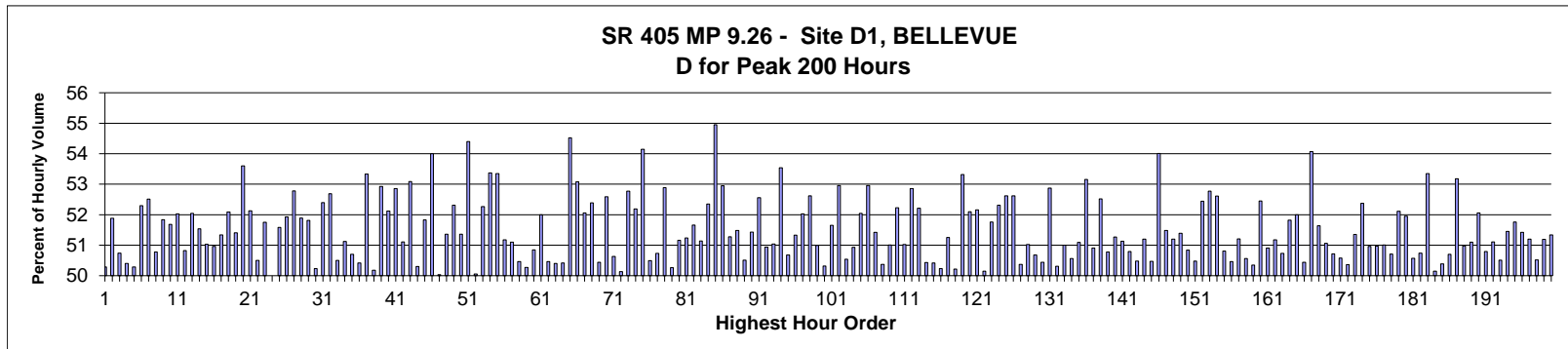


MO	DY	YR	DAY OF WK	HR	HR VOL	PERCENT OF AADT	HOUR NUMBER	AADT	EAST VOLUME	WEST VOLUME	PERCENT EAST IS OF TOTAL VOLUME	PERCENT WEST IS OF TOTAL VOLUME
9	18	2016	1	16	3,990	12.86	119	31,038	1,507	2,483	37.77	62.23
5	22	2016	1	16	3,982	12.83	120	31,038	1,506	2,476	37.82	62.18
6	26	2016	1	14	3,973	12.80	121	31,038	1,835	2,138	46.19	53.81
5	8	2016	1	19	3,968	12.78	122	31,038	1,339	2,629	33.74	66.26
3	20	2016	1	16	3,966	12.78	123	31,038	1,785	2,181	45.01	54.99
4	24	2016	1	16	3,961	12.76	124	31,038	1,488	2,473	37.57	62.43
9	25	2016	1	18	3,951	12.73	125	31,038	1,790	2,161	45.30	54.70
5	15	2016	1	17	3,946	12.71	126	31,038	1,578	2,368	39.99	60.01
6	10	2016	6	15	3,945	12.71	127	31,038	2,367	1,578	60.00	40.00
5	1	2016	1	16	3,936	12.68	128	31,038	1,505	2,431	38.24	61.76
6	12	2016	1	18	3,936	12.68	129	31,038	1,547	2,389	39.30	60.70
6	19	2016	1	13	3,927	12.65	130	31,038	1,773	2,154	45.15	54.85
9	5	2016	2	12	3,926	12.65	131	31,038	1,634	2,292	41.62	58.38
8	14	2016	1	15	3,924	12.64	132	31,038	1,785	2,139	45.49	54.51
11	13	2016	1	14	3,922	12.64	133	31,038	1,641	2,281	41.84	58.16
6	17	2016	6	15	3,921	12.63	134	31,038	2,260	1,661	57.64	42.36
9	2	2016	6	18	3,921	12.63	135	31,038	2,461	1,460	62.76	37.24
4	24	2016	1	15	3,918	12.62	136	31,038	1,365	2,553	34.84	65.16
3	20	2016	1	17	3,916	12.62	137	31,038	1,718	2,198	43.87	56.13
5	28	2016	7	14	3,911	12.60	138	31,038	2,439	1,472	62.36	37.64
8	14	2016	1	14	3,911	12.60	139	31,038	1,771	2,140	45.28	54.72
4	24	2016	1	17	3,910	12.60	140	31,038	1,418	2,492	36.27	63.73
10	23	2016	1	14	3,909	12.59	141	31,038	1,578	2,331	40.37	59.63
7	17	2016	1	15	3,908	12.59	142	31,038	1,734	2,174	44.37	55.63
9	16	2016	6	17	3,896	12.55	143	31,038	2,253	1,643	57.83	42.17
7	17	2016	1	11	3,895	12.55	144	31,038	1,578	2,317	40.51	59.49
7	10	2016	1	18	3,893	12.54	145	31,038	2,161	1,732	55.51	44.49
3	27	2016	1	17	3,888	12.53	146	31,038	1,575	2,313	40.51	59.49
7	8	2016	6	15	3,883	12.51	147	31,038	2,029	1,854	52.25	47.75
8	13	2016	7	11	3,882	12.51	148	31,038	2,365	1,517	60.92	39.08
5	6	2016	6	16	3,881	12.50	149	31,038	2,323	1,558	59.86	40.14
5	1	2016	1	15	3,859	12.43	150	31,038	1,479	2,380	38.33	61.67
11	27	2016	1	11	3,857	12.43	151	31,038	1,888	1,969	48.95	51.05
6	5	2016	1	16	3,851	12.41	152	31,038	1,323	2,528	34.35	65.65
4	17	2016	1	17	3,850	12.40	153	31,038	1,454	2,396	37.77	62.23
9	2	2016	6	19	3,843	12.38	154	31,038	2,409	1,434	62.69	37.31
6	12	2016	1	12	3,836	12.36	155	31,038	1,645	2,191	42.88	57.12
9	4	2016	1	14	3,836	12.36	156	31,038	1,597	2,239	41.63	58.37
9	16	2016	6	16	3,834	12.35	157	31,038	2,234	1,600	58.27	41.73
5	6	2016	6	15	3,832	12.35	158	31,038	2,272	1,560	59.29	40.71
5	22	2016	1	14	3,829	12.34	159	31,038	1,507	2,322	39.36	60.64
9	16	2016	6	14	3,826	12.33	160	31,038	2,238	1,588	58.49	41.51
4	17	2016	1	16	3,824	12.32	161	31,038	1,395	2,429	36.48	63.52
9	16	2016	6	15	3,820	12.31	162	31,038	2,183	1,637	57.15	42.85
10	2	2016	1	17	3,818	12.30	163	31,038	1,586	2,232	41.54	58.46
5	8	2016	1	14	3,811	12.28	164	31,038	1,320	2,491	34.64	65.36
3	20	2016	1	15	3,810	12.28	165	31,038	1,745	2,065	45.80	54.20
5	27	2016	6	12	3,808	12.27	166	31,038	2,411	1,397	63.31	36.69
5	27	2016	6	18	3,805	12.26	167	31,038	2,386	1,419	62.71	37.29
8	28	2016	1	18	3,804	12.26	168	31,038	1,397	2,407	36.72	63.28
9	4	2016	1	13	3,802	12.25	169	31,038	1,760	2,042	46.29	53.71

MO	DY	YR	DAY OF WK	HR	HR VOL	PERCENT OF AADT	HOUR NUMBER	AADT	EAST VOLUME	WEST VOLUME	PERCENT EAST IS OF TOTAL VOLUME	PERCENT WEST IS OF TOTAL VOLUME
5	15	2016	1	14	3,799	12.24	170	31,038	1,546	2,253	40.69	59.31
8	7	2016	1	19	3,794	12.22	171	31,038	1,711	2,083	45.10	54.90
7	10	2016	1	13	3,791	12.21	172	31,038	1,402	2,389	36.98	63.02
5	22	2016	1	17	3,789	12.21	173	31,038	1,397	2,392	36.87	63.13
6	5	2016	1	14	3,788	12.20	174	31,038	1,238	2,550	32.68	67.32
10	21	2016	6	17	3,786	12.20	175	31,038	2,012	1,774	53.14	46.86
5	6	2016	6	17	3,783	12.19	176	31,038	2,348	1,435	62.07	37.93
6	25	2016	7	12	3,783	12.19	177	31,038	2,225	1,558	58.82	41.18
6	5	2016	1	15	3,775	12.16	178	31,038	1,279	2,496	33.88	66.12
9	18	2016	1	17	3,772	12.15	179	31,038	1,489	2,283	39.48	60.52
7	15	2016	6	18	3,768	12.14	180	31,038	2,219	1,549	58.89	41.11
5	15	2016	1	18	3,765	12.13	181	31,038	1,632	2,133	43.35	56.65
7	8	2016	6	13	3,765	12.13	182	31,038	2,077	1,688	55.17	44.83
6	17	2016	6	17	3,759	12.11	183	31,038	2,258	1,501	60.07	39.93
5	6	2016	6	18	3,755	12.10	184	31,038	2,241	1,514	59.68	40.32
6	24	2016	6	12	3,755	12.10	185	31,038	2,418	1,337	64.39	35.61
6	17	2016	6	14	3,751	12.09	186	31,038	2,291	1,460	61.08	38.92
9	18	2016	1	18	3,751	12.09	187	31,038	1,535	2,216	40.92	59.08
9	4	2016	1	15	3,748	12.08	188	31,038	1,465	2,283	39.09	60.91
8	8	2016	2	12	3,735	12.03	189	31,038	1,859	1,876	49.77	50.23
7	10	2016	1	12	3,731	12.02	190	31,038	1,718	2,013	46.05	53.95
10	2	2016	1	18	3,729	12.01	191	31,038	1,426	2,303	38.24	61.76
5	28	2016	7	15	3,728	12.01	192	31,038	2,330	1,398	62.50	37.50
6	11	2016	7	12	3,728	12.01	193	31,038	2,263	1,465	60.70	39.30
7	5	2016	3	14	3,725	12.00	194	31,038	1,782	1,943	47.84	52.16
5	28	2016	7	10	3,724	12.00	195	31,038	2,585	1,139	69.41	30.59
9	16	2016	6	18	3,723	11.99	196	31,038	2,177	1,546	58.47	41.53
7	8	2016	6	16	3,719	11.98	197	31,038	2,055	1,664	55.26	44.74
4	10	2016	1	19	3,718	11.98	198	31,038	1,692	2,026	45.51	54.49
6	26	2016	1	15	3,718	11.98	199	31,038	1,625	2,093	43.71	56.29
10	9	2016	1	14	3,718	11.98	200	31,038	1,358	2,360	36.53	63.47



AADT= 151,272      K 30 FACTOR= 6.89      K 100 FACTOR= 6.74      K 200 FACTOR= 6.58      D 30 FACTOR= 50.23



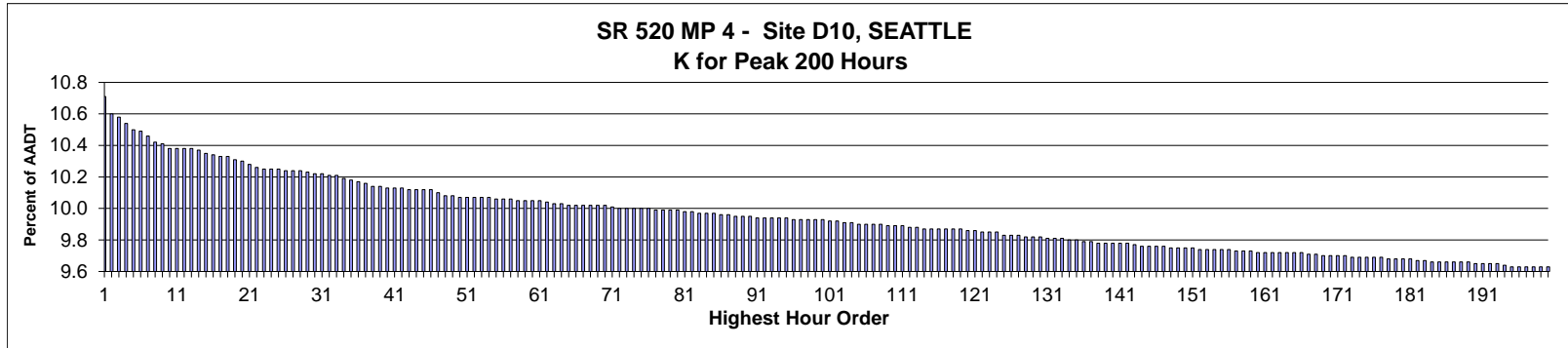
MO	DY	YR	DAY OF WK	HR	HR VOL	PERCENT OF AADT	HOUR NUMBER	AADT	NORTH VOLUME	SOUTH VOLUME	PERCENT NORTH IS OF TOTAL VOLUME	PERCENT SOUTH IS OF TOTAL VOLUME
5	22	2016	1	14	10,798	7.14	1	151,272	5,368	5,430	49.71	50.29
5	8	2016	1	13	10,755	7.11	2	151,272	5,580	5,175	51.88	48.12
3	19	2016	7	15	10,750	7.11	3	151,272	5,455	5,295	50.74	49.26
4	16	2016	7	12	10,730	7.09	4	151,272	5,408	5,322	50.40	49.60
4	16	2016	7	13	10,708	7.08	5	151,272	5,385	5,323	50.29	49.71
4	30	2016	7	12	10,698	7.07	6	151,272	5,595	5,103	52.30	47.70
5	8	2016	1	14	10,678	7.06	7	151,272	5,607	5,071	52.51	47.49
12	17	2016	7	14	10,675	7.06	8	151,272	5,421	5,254	50.78	49.22
6	11	2016	7	13	10,634	7.03	9	151,272	5,513	5,121	51.84	48.16
9	24	2016	7	14	10,624	7.02	10	151,272	5,490	5,134	51.68	48.32
3	19	2016	7	13	10,618	7.02	11	151,272	5,525	5,093	52.03	47.97
12	3	2016	7	13	10,615	7.02	12	151,272	5,395	5,220	50.82	49.18
10	8	2016	7	13	10,591	7.00	13	151,272	5,512	5,079	52.04	47.96
3	19	2016	7	14	10,568	6.99	14	151,272	5,447	5,121	51.54	48.46
6	19	2016	1	13	10,566	6.98	15	151,272	5,392	5,174	51.03	48.97
8	21	2016	1	13	10,558	6.98	16	151,272	5,380	5,178	50.96	49.04

MO	DY	YR	DAY OF WK	HR	HR VOL	PERCENT OF AADT	HOUR NUMBER	AADT	NORTH VOLUME	SOUTH VOLUME	PERCENT NORTH IS OF TOTAL VOLUME	PERCENT SOUTH IS OF TOTAL VOLUME
8	6	2016	7	12	10,532	6.96	17	151,272	5,407	5,125	51.34	48.66
3	12	2016	7	15	10,530	6.96	18	151,272	5,485	5,045	52.09	47.91
3	5	2016	7	14	10,519	6.95	19	151,272	5,408	5,111	51.41	48.59
3	12	2016	7	13	10,510	6.95	20	151,272	5,633	4,877	53.60	46.40
8	27	2016	7	14	10,494	6.94	21	151,272	5,470	5,024	52.13	47.87
9	18	2016	1	13	10,461	6.92	22	151,272	5,283	5,178	50.50	49.50
10	22	2016	7	12	10,456	6.91	23	151,272	5,411	5,045	51.75	48.25
3	5	2016	7	15	10,455	6.91	24	151,272	5,228	5,227	50.00	50.00
9	17	2016	7	12	10,454	6.91	25	151,272	5,392	5,062	51.58	48.42
10	1	2016	7	13	10,448	6.91	26	151,272	5,426	5,022	51.93	48.07
8	6	2016	7	13	10,438	6.90	27	151,272	5,509	4,929	52.78	47.22
7	9	2016	7	17	10,437	6.90	28	151,272	5,416	5,021	51.89	48.11
6	18	2016	7	13	10,436	6.90	29	151,272	5,407	5,029	51.81	48.19
4	23	2016	7	13	10,429	6.89	30	151,272	5,239	5,190	50.23	49.77
3	5	2016	7	13	10,421	6.89	31	151,272	5,461	4,960	52.40	47.60
7	10	2016	1	14	10,421	6.89	32	151,272	5,491	4,930	52.69	47.31
6	12	2016	1	14	10,410	6.88	33	151,272	5,257	5,153	50.50	49.50
5	1	2016	1	13	10,409	6.88	34	151,272	5,321	5,088	51.12	48.88
2	20	2016	7	18	10,405	6.88	35	151,272	5,275	5,130	50.70	49.30
6	12	2016	1	15	10,398	6.87	36	151,272	5,243	5,155	50.42	49.58
4	9	2016	7	13	10,397	6.87	37	151,272	5,545	4,852	53.33	46.67
3	19	2016	7	16	10,393	6.87	38	151,272	5,178	5,215	49.82	50.18
2	27	2016	7	13	10,387	6.87	39	151,272	5,498	4,889	52.93	47.07
6	11	2016	7	12	10,387	6.87	40	151,272	5,414	4,973	52.12	47.88
2	27	2016	7	14	10,385	6.87	41	151,272	5,490	4,895	52.86	47.14
12	3	2016	7	14	10,383	6.86	42	151,272	5,307	5,076	51.11	48.89
11	19	2016	7	12	10,380	6.86	43	151,272	5,511	4,869	53.09	46.91
2	27	2016	7	15	10,373	6.86	44	151,272	5,218	5,155	50.30	49.70
5	8	2016	1	15	10,367	6.85	45	151,272	5,373	4,994	51.83	48.17
3	12	2016	7	14	10,364	6.85	46	151,272	5,597	4,767	54.00	46.00
6	12	2016	1	16	10,352	6.84	47	151,272	5,173	5,179	49.97	50.03
11	19	2016	7	13	10,348	6.84	48	151,272	5,315	5,033	51.36	48.64
4	2	2016	7	13	10,339	6.83	49	151,272	5,408	4,931	52.31	47.69
4	16	2016	7	11	10,338	6.83	50	151,272	5,310	5,028	51.36	48.64
2	20	2016	7	13	10,335	6.83	51	151,272	5,622	4,713	54.40	45.60
12	3	2016	7	15	10,327	6.83	52	151,272	5,170	5,157	50.06	49.94
9	24	2016	7	15	10,326	6.83	53	151,272	5,397	4,929	52.27	47.73
3	19	2016	7	12	10,319	6.82	54	151,272	5,507	4,812	53.37	46.63
2	6	2016	7	13	10,318	6.82	55	151,272	5,505	4,813	53.35	46.65
4	23	2016	7	14	10,317	6.82	56	151,272	5,037	5,280	48.82	51.18
6	25	2016	7	12	10,312	6.82	57	151,272	5,269	5,043	51.10	48.90
4	16	2016	7	16	10,305	6.81	58	151,272	5,105	5,200	49.54	50.46
6	12	2016	1	17	10,304	6.81	59	151,272	5,180	5,124	50.27	49.73
4	30	2016	7	17	10,303	6.81	60	151,272	5,239	5,064	50.85	49.15
3	26	2016	7	14	10,294	6.80	61	151,272	5,353	4,941	52.00	48.00
6	25	2016	7	13	10,290	6.80	62	151,272	5,098	5,192	49.54	50.46
6	11	2016	7	14	10,281	6.80	63	151,272	5,182	5,099	50.40	49.60
6	4	2016	7	13	10,278	6.79	64	151,272	5,182	5,096	50.42	49.58
7	9	2016	7	12	10,278	6.79	65	151,272	5,604	4,674	54.52	45.48
3	26	2016	7	13	10,273	6.79	66	151,272	5,453	4,820	53.08	46.92
4	17	2016	1	14	10,272	6.79	67	151,272	5,348	4,924	52.06	47.94

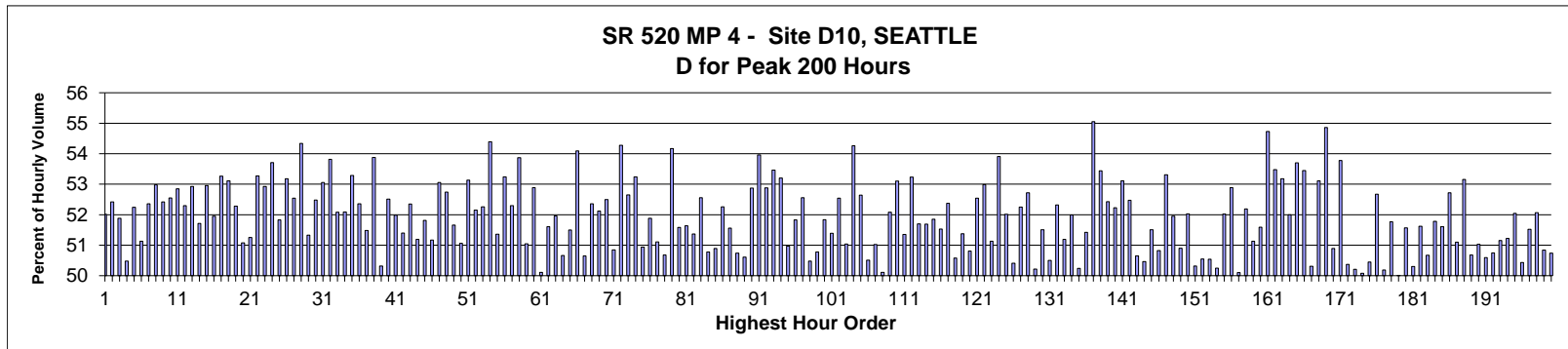
MO	DY	YR	DAY OF WK	HR	HR VOL	PERCENT OF AADT	HOUR NUMBER	AADT	NORTH VOLUME	SOUTH VOLUME	PERCENT NORTH IS OF TOTAL VOLUME	PERCENT SOUTH IS OF TOTAL VOLUME
9	17	2016	7	16	10,271	6.79	68	151,272	5,381	4,890	52.39	47.61
8	27	2016	7	13	10,265	6.79	69	151,272	5,178	5,087	50.44	49.56
6	18	2016	7	12	10,264	6.79	70	151,272	5,398	4,866	52.59	47.41
3	5	2016	7	16	10,258	6.78	71	151,272	5,064	5,194	49.37	50.63
3	12	2016	7	17	10,257	6.78	72	151,272	5,142	5,115	50.13	49.87
12	17	2016	7	15	10,252	6.78	73	151,272	5,410	4,842	52.77	47.23
4	23	2016	7	12	10,250	6.78	74	151,272	5,349	4,901	52.19	47.81
4	30	2016	7	11	10,250	6.78	75	151,272	5,550	4,700	54.15	45.85
6	18	2016	7	14	10,249	6.78	76	151,272	5,175	5,074	50.49	49.51
3	26	2016	7	15	10,245	6.77	77	151,272	5,048	5,197	49.27	50.73
4	9	2016	7	12	10,238	6.77	78	151,272	5,415	4,823	52.89	47.11
6	19	2016	1	14	10,237	6.77	79	151,272	5,092	5,145	49.74	50.26
3	25	2016	6	16	10,235	6.77	80	151,272	5,236	4,999	51.16	48.84
4	2	2016	7	14	10,226	6.76	81	151,272	5,240	4,986	51.24	48.76
6	26	2016	1	13	10,224	6.76	82	151,272	5,282	4,942	51.66	48.34
6	18	2016	7	17	10,221	6.76	83	151,272	5,227	4,994	51.14	48.86
9	24	2016	7	12	10,221	6.76	84	151,272	5,351	4,870	52.35	47.65
10	22	2016	7	11	10,220	6.76	85	151,272	5,616	4,604	54.95	45.05
3	5	2016	7	12	10,219	6.76	86	151,272	5,411	4,808	52.95	47.05
4	17	2016	1	13	10,219	6.76	87	151,272	5,240	4,979	51.28	48.72
9	24	2016	7	18	10,219	6.76	88	151,272	5,261	4,958	51.48	48.52
5	7	2016	7	12	10,217	6.75	89	151,272	5,161	5,056	50.51	49.49
4	16	2016	7	14	10,214	6.75	90	151,272	5,253	4,961	51.43	48.57
8	27	2016	7	12	10,213	6.75	91	151,272	5,368	4,845	52.56	47.44
4	9	2016	7	15	10,212	6.75	92	151,272	5,202	5,010	50.94	49.06
6	12	2016	1	13	10,212	6.75	93	151,272	5,212	5,000	51.04	48.96
9	24	2016	7	13	10,212	6.75	94	151,272	5,467	4,745	53.54	46.46
1	16	2016	7	13	10,210	6.75	95	151,272	5,174	5,036	50.68	49.32
11	24	2016	5	13	10,209	6.75	96	151,272	5,240	4,969	51.33	48.67
6	26	2016	1	14	10,203	6.74	97	151,272	5,309	4,894	52.03	47.97
2	20	2016	7	16	10,202	6.74	98	151,272	5,368	4,834	52.62	47.38
11	6	2016	1	14	10,202	6.74	99	151,272	5,202	5,000	50.99	49.01
6	4	2016	7	12	10,196	6.74	100	151,272	5,131	5,065	50.32	49.68
6	19	2016	1	17	10,194	6.74	101	151,272	5,265	4,929	51.65	48.35
10	30	2016	1	15	10,188	6.73	102	151,272	5,396	4,792	52.96	47.04
6	12	2016	1	18	10,186	6.73	103	151,272	5,148	5,038	50.54	49.46
8	28	2016	1	15	10,180	6.73	104	151,272	5,185	4,995	50.93	49.07
9	24	2016	7	17	10,179	6.73	105	151,272	5,297	4,882	52.04	47.96
4	10	2016	1	14	10,177	6.73	106	151,272	5,390	4,787	52.96	47.04
9	3	2016	7	14	10,176	6.73	107	151,272	5,232	4,944	51.42	48.58
10	29	2016	7	15	10,176	6.73	108	151,272	5,050	5,126	49.63	50.37
11	19	2016	7	17	10,174	6.73	109	151,272	5,190	4,984	51.01	48.99
11	19	2016	7	16	10,168	6.72	110	151,272	5,311	4,857	52.23	47.77
10	1	2016	7	17	10,167	6.72	111	151,272	5,187	4,980	51.02	48.98
7	9	2016	7	13	10,165	6.72	112	151,272	5,373	4,792	52.86	47.14
8	20	2016	7	13	10,159	6.72	113	151,272	5,304	4,855	52.21	47.79
3	5	2016	7	17	10,157	6.71	114	151,272	5,035	5,122	49.57	50.43
12	17	2016	7	13	10,153	6.71	115	151,272	5,119	5,034	50.42	49.58
5	22	2016	1	13	10,152	6.71	116	151,272	5,053	5,099	49.77	50.23
1	9	2016	7	13	10,149	6.71	117	151,272	5,201	4,948	51.25	48.75
3	19	2016	7	17	10,141	6.70	118	151,272	5,048	5,093	49.78	50.22

MO	DY	YR	DAY OF WK	HR	HR VOL	PERCENT OF AADT	HOUR NUMBER	AADT	NORTH VOLUME	SOUTH VOLUME	PERCENT NORTH IS OF TOTAL VOLUME	PERCENT SOUTH IS OF TOTAL VOLUME
10	29	2016	7	14	10,140	6.70	119	151,272	5,407	4,733	53.32	46.68
11	19	2016	7	15	10,140	6.70	120	151,272	5,283	4,857	52.10	47.90
8	28	2016	1	14	10,139	6.70	121	151,272	5,288	4,851	52.16	47.84
4	30	2016	7	13	10,138	6.70	122	151,272	5,084	5,054	50.15	49.85
10	1	2016	7	15	10,136	6.70	123	151,272	5,246	4,890	51.76	48.24
10	1	2016	7	12	10,134	6.70	124	151,272	5,301	4,833	52.31	47.69
10	8	2016	7	12	10,133	6.70	125	151,272	5,332	4,801	52.62	47.38
8	20	2016	7	12	10,130	6.70	126	151,272	5,330	4,800	52.62	47.38
2	6	2016	7	15	10,129	6.70	127	151,272	5,027	5,102	49.63	50.37
10	22	2016	7	17	10,129	6.70	128	151,272	5,168	4,961	51.02	48.98
2	6	2016	7	14	10,119	6.69	129	151,272	5,128	4,991	50.68	49.32
5	8	2016	1	16	10,118	6.69	130	151,272	5,014	5,104	49.56	50.44
7	10	2016	1	13	10,113	6.69	131	151,272	5,347	4,766	52.87	47.13
4	2	2016	7	15	10,108	6.68	132	151,272	5,085	5,023	50.31	49.69
9	24	2016	7	16	10,106	6.68	133	151,272	5,154	4,952	51.00	49.00
9	10	2016	7	17	10,104	6.68	134	151,272	4,995	5,109	49.44	50.56
12	17	2016	7	17	10,104	6.68	135	151,272	5,162	4,942	51.09	48.91
11	19	2016	7	14	10,096	6.67	136	151,272	5,367	4,729	53.16	46.84
4	16	2016	7	17	10,092	6.67	137	151,272	5,138	4,954	50.91	49.09
8	21	2016	1	14	10,092	6.67	138	151,272	5,300	4,792	52.52	47.48
8	7	2016	1	13	10,089	6.67	139	151,272	5,123	4,966	50.78	49.22
7	9	2016	7	16	10,085	6.67	140	151,272	5,171	4,914	51.27	48.73
4	23	2016	7	15	10,083	6.67	141	151,272	5,155	4,928	51.13	48.87
8	14	2016	1	13	10,081	6.66	142	151,272	5,120	4,961	50.79	49.21
3	19	2016	7	18	10,077	6.66	143	151,272	4,990	5,087	49.52	50.48
9	24	2016	7	11	10,075	6.66	144	151,272	5,158	4,917	51.20	48.80
10	23	2016	1	17	10,075	6.66	145	151,272	5,085	4,990	50.47	49.53
2	27	2016	7	12	10,071	6.66	146	151,272	5,439	4,632	54.01	45.99
10	21	2016	6	16	10,071	6.66	147	151,272	5,185	4,886	51.48	48.52
7	9	2016	7	14	10,068	6.66	148	151,272	5,155	4,913	51.20	48.80
6	25	2016	7	15	10,062	6.65	149	151,272	5,171	4,891	51.39	48.61
9	11	2016	1	13	10,060	6.65	150	151,272	5,115	4,945	50.84	49.16
10	29	2016	7	17	10,056	6.65	151	151,272	5,076	4,980	50.48	49.52
2	20	2016	7	14	10,053	6.65	152	151,272	5,272	4,781	52.44	47.56
2	6	2016	7	16	10,051	6.64	153	151,272	4,747	5,304	47.23	52.77
7	10	2016	1	17	10,048	6.64	154	151,272	5,286	4,762	52.61	47.39
8	7	2016	1	15	10,044	6.64	155	151,272	5,103	4,941	50.81	49.19
9	25	2016	1	13	10,044	6.64	156	151,272	5,068	4,976	50.46	49.54
2	6	2016	7	17	10,043	6.64	157	151,272	4,900	5,143	48.79	51.21
8	21	2016	1	12	10,043	6.64	158	151,272	4,965	5,078	49.44	50.56
3	5	2016	7	18	10,040	6.64	159	151,272	4,985	5,055	49.65	50.35
4	9	2016	7	14	10,040	6.64	160	151,272	5,266	4,774	52.45	47.55
8	27	2016	7	17	10,039	6.64	161	151,272	5,111	4,928	50.91	49.09
5	7	2016	7	15	10,038	6.64	162	151,272	5,137	4,901	51.18	48.82
4	15	2016	6	16	10,036	6.63	163	151,272	5,091	4,945	50.73	49.27
5	7	2016	7	11	10,033	6.63	164	151,272	5,199	4,834	51.82	48.18
7	17	2016	1	13	10,032	6.63	165	151,272	5,217	4,815	52.00	48.00
2	27	2016	7	17	10,031	6.63	166	151,272	5,060	4,971	50.44	49.56
9	17	2016	7	15	10,031	6.63	167	151,272	5,424	4,607	54.07	45.93
8	21	2016	1	16	10,030	6.63	168	151,272	5,179	4,851	51.64	48.36
8	14	2016	1	14	10,025	6.63	169	151,272	5,119	4,906	51.06	48.94

MO	DY	YR	DAY OF WK	HR	HR VOL	PERCENT OF AADT	HOUR NUMBER	AADT	NORTH VOLUME	SOUTH VOLUME	PERCENT NORTH IS OF TOTAL VOLUME	PERCENT SOUTH IS OF TOTAL VOLUME
4	16	2016	7	18	10,022	6.63	170	151,272	4,939	5,083	49.28	50.72
7	9	2016	7	18	10,022	6.63	171	151,272	5,069	4,953	50.58	49.42
6	18	2016	7	16	10,021	6.62	172	151,272	5,047	4,974	50.36	49.64
12	18	2016	1	13	10,019	6.62	173	151,272	4,874	5,145	48.65	51.35
5	8	2016	1	12	10,014	6.62	174	151,272	5,244	4,770	52.37	47.63
4	16	2016	7	15	10,013	6.62	175	151,272	5,103	4,910	50.96	49.04
5	8	2016	1	17	10,013	6.62	176	151,272	5,104	4,909	50.97	49.03
8	21	2016	1	17	10,005	6.61	177	151,272	5,104	4,901	51.01	48.99
7	7	2016	5	16	9,998	6.61	178	151,272	5,070	4,928	50.71	49.29
12	17	2016	7	12	9,998	6.61	179	151,272	5,210	4,788	52.11	47.89
10	29	2016	7	13	9,996	6.61	180	151,272	5,193	4,803	51.95	48.05
1	18	2016	2	16	9,995	6.61	181	151,272	5,054	4,941	50.57	49.43
4	23	2016	7	16	9,992	6.61	182	151,272	4,922	5,070	49.26	50.74
11	19	2016	7	11	9,992	6.61	183	151,272	5,331	4,661	53.35	46.65
1	9	2016	7	14	9,991	6.60	184	151,272	4,981	5,010	49.85	50.15
4	28	2016	5	16	9,986	6.60	185	151,272	5,032	4,954	50.39	49.61
12	30	2016	6	15	9,986	6.60	186	151,272	5,063	4,923	50.70	49.30
4	2	2016	7	12	9,984	6.60	187	151,272	5,309	4,675	53.18	46.82
4	2	2016	7	16	9,983	6.60	188	151,272	4,894	5,089	49.02	50.98
7	5	2016	3	15	9,983	6.60	189	151,272	5,101	4,882	51.10	48.90
2	13	2016	7	12	9,982	6.60	190	151,272	5,197	4,785	52.06	47.94
7	17	2016	1	17	9,980	6.60	191	151,272	5,069	4,911	50.79	49.21
7	9	2016	7	15	9,976	6.59	192	151,272	5,099	4,877	51.11	48.89
2	13	2016	7	13	9,974	6.59	193	151,272	5,038	4,936	50.51	49.49
4	23	2016	7	17	9,971	6.59	194	151,272	5,130	4,841	51.45	48.55
8	27	2016	7	15	9,971	6.59	195	151,272	5,161	4,810	51.76	48.24
10	7	2016	6	16	9,968	6.59	196	151,272	5,126	4,842	51.42	48.58
2	7	2016	1	15	9,962	6.59	197	151,272	4,861	5,101	48.80	51.20
5	21	2016	7	15	9,961	6.58	198	151,272	5,032	4,929	50.52	49.48
4	30	2016	7	18	9,960	6.58	199	151,272	5,099	4,861	51.19	48.81
5	21	2016	7	14	9,959	6.58	200	151,272	5,113	4,846	51.34	48.66



AADT= 70,313      K 30 FACTOR= 10.22      K 100 FACTOR= 9.93      K 200 FACTOR= 9.63      D 30 FACTOR= 52.48



MO	DY	YR	DAY OF WK	HR	HR VOL	PERCENT OF AADT	HOUR NUMBER	AADT	EAST VOLUME	WEST VOLUME	PERCENT EAST IS OF TOTAL VOLUME	PERCENT WEST IS OF TOTAL VOLUME
7	12	2016	3	9	7,529	10.71	1	70,313	3,916	3,613	52.01	47.99
9	7	2016	4	9	7,455	10.60	2	70,313	3,908	3,547	52.42	47.58
8	2	2016	3	9	7,437	10.58	3	70,313	3,858	3,579	51.88	48.12
5	3	2016	3	8	7,413	10.54	4	70,313	3,742	3,671	50.48	49.52
7	13	2016	4	9	7,383	10.50	5	70,313	3,857	3,526	52.24	47.76
7	26	2016	3	9	7,375	10.49	6	70,313	3,771	3,604	51.13	48.87
6	28	2016	3	9	7,357	10.46	7	70,313	3,852	3,505	52.36	47.64
8	9	2016	3	9	7,327	10.42	8	70,313	3,882	3,445	52.98	47.02
10	25	2016	3	9	7,320	10.41	9	70,313	3,837	3,483	52.42	47.58
9	27	2016	3	9	7,301	10.38	10	70,313	3,837	3,464	52.55	47.45
10	18	2016	3	9	7,298	10.38	11	70,313	3,857	3,441	52.85	47.15
11	16	2016	4	9	7,298	10.38	12	70,313	3,817	3,481	52.30	47.70
8	10	2016	4	9	7,296	10.38	13	70,313	3,862	3,434	52.93	47.07
3	8	2016	3	9	7,292	10.37	14	70,313	3,771	3,521	51.71	48.29
9	15	2016	5	9	7,279	10.35	15	70,313	3,855	3,424	52.96	47.04
11	17	2016	5	9	7,267	10.34	16	70,313	3,775	3,492	51.95	48.05

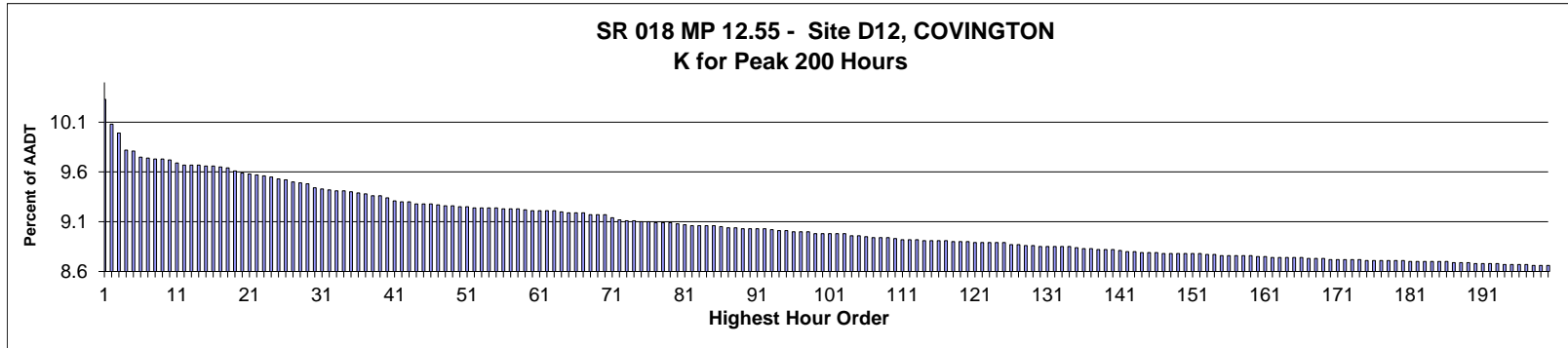


MO	DY	YR	DAY OF WK	HR	HR VOL	PERCENT OF AADT	HOUR NUMBER	AADT	EAST VOLUME	WEST VOLUME	PERCENT IS OF TOTAL VOLUME	PERCENT WEST IS OF TOTAL VOLUME
10	6	2016	5	9	7,265	10.33	17	70,313	3,869	3,396	53.26	46.74
5	18	2016	4	9	7,264	10.33	18	70,313	3,858	3,406	53.11	46.89
9	21	2016	4	9	7,248	10.31	19	70,313	3,789	3,459	52.28	47.72
7	19	2016	3	9	7,243	10.30	20	70,313	3,700	3,543	51.08	48.92
2	11	2016	5	9	7,226	10.28	21	70,313	3,703	3,523	51.25	48.75
6	2	2016	5	9	7,214	10.26	22	70,313	3,843	3,371	53.27	46.73
8	3	2016	4	9	7,206	10.25	23	70,313	3,814	3,392	52.93	47.07
6	29	2016	4	9	7,205	10.25	24	70,313	3,870	3,335	53.71	46.29
10	27	2016	5	9	7,205	10.25	25	70,313	3,734	3,471	51.83	48.17
5	24	2016	3	9	7,200	10.24	26	70,313	3,829	3,371	53.18	46.82
9	20	2016	3	9	7,198	10.24	27	70,313	3,782	3,416	52.54	47.46
8	31	2016	4	9	7,197	10.24	28	70,313	3,911	3,286	54.34	45.66
5	17	2016	3	8	7,192	10.23	29	70,313	3,692	3,500	51.33	48.67
8	11	2016	5	9	7,189	10.22	30	70,313	3,773	3,416	52.48	47.52
2	24	2016	4	9	7,188	10.22	31	70,313	3,814	3,374	53.06	46.94
5	25	2016	4	9	7,182	10.21	32	70,313	3,865	3,317	53.82	46.18
9	29	2016	5	9	7,176	10.21	33	70,313	3,737	3,439	52.08	47.92
6	14	2016	3	9	7,168	10.19	34	70,313	3,734	3,434	52.09	47.91
9	6	2016	3	9	7,157	10.18	35	70,313	3,814	3,343	53.29	46.71
5	3	2016	3	9	7,151	10.17	36	70,313	3,744	3,407	52.36	47.64
2	10	2016	4	9	7,144	10.16	37	70,313	3,678	3,466	51.48	48.52
6	15	2016	4	9	7,133	10.14	38	70,313	3,843	3,290	53.88	46.12
5	31	2016	3	8	7,129	10.14	39	70,313	3,587	3,542	50.32	49.68
5	18	2016	4	8	7,124	10.13	40	70,313	3,741	3,383	52.51	47.49
8	4	2016	5	9	7,122	10.13	41	70,313	3,702	3,420	51.98	48.02
1	19	2016	3	9	7,120	10.13	42	70,313	3,660	3,460	51.40	48.60
6	30	2016	5	9	7,117	10.12	43	70,313	3,726	3,391	52.35	47.65
5	24	2016	3	8	7,114	10.12	44	70,313	3,642	3,472	51.19	48.81
6	7	2016	3	8	7,114	10.12	45	70,313	3,686	3,428	51.81	48.19
10	12	2016	4	9	7,114	10.12	46	70,313	3,640	3,474	51.17	48.83
6	22	2016	4	9	7,102	10.10	47	70,313	3,768	3,334	53.06	46.94
6	9	2016	5	8	7,089	10.08	48	70,313	3,739	3,350	52.74	47.26
8	23	2016	3	9	7,087	10.08	49	70,313	3,661	3,426	51.66	48.34
1	7	2016	5	9	7,084	10.07	50	70,313	3,617	3,467	51.06	48.94
11	14	2016	2	9	7,084	10.07	51	70,313	3,764	3,320	53.13	46.87
12	13	2016	3	9	7,084	10.07	52	70,313	3,694	3,390	52.15	47.85
12	14	2016	4	9	7,082	10.07	53	70,313	3,701	3,381	52.26	47.74
11	29	2016	3	9	7,078	10.07	54	70,313	3,850	3,228	54.39	45.61
10	11	2016	3	9	7,077	10.06	55	70,313	3,635	3,442	51.36	48.64
6	9	2016	5	9	7,072	10.06	56	70,313	3,765	3,307	53.24	46.76
11	7	2016	2	9	7,071	10.06	57	70,313	3,698	3,373	52.30	47.70
7	7	2016	5	9	7,067	10.05	58	70,313	3,807	3,260	53.87	46.13
3	3	2016	5	9	7,065	10.05	59	70,313	3,607	3,458	51.05	48.95
11	8	2016	3	9	7,064	10.05	60	70,313	3,736	3,328	52.89	47.11
11	16	2016	4	8	7,063	10.05	61	70,313	3,524	3,539	49.89	50.11
5	16	2016	2	9	7,061	10.04	62	70,313	3,644	3,417	51.61	48.39
5	26	2016	5	8	7,055	10.03	63	70,313	3,666	3,389	51.96	48.04
6	2	2016	5	8	7,051	10.03	64	70,313	3,572	3,479	50.66	49.34
5	19	2016	5	8	7,048	10.02	65	70,313	3,630	3,418	51.50	48.50
5	23	2016	2	9	7,048	10.02	66	70,313	3,812	3,236	54.09	45.91
7	20	2016	4	9	7,046	10.02	67	70,313	3,569	3,477	50.65	49.35

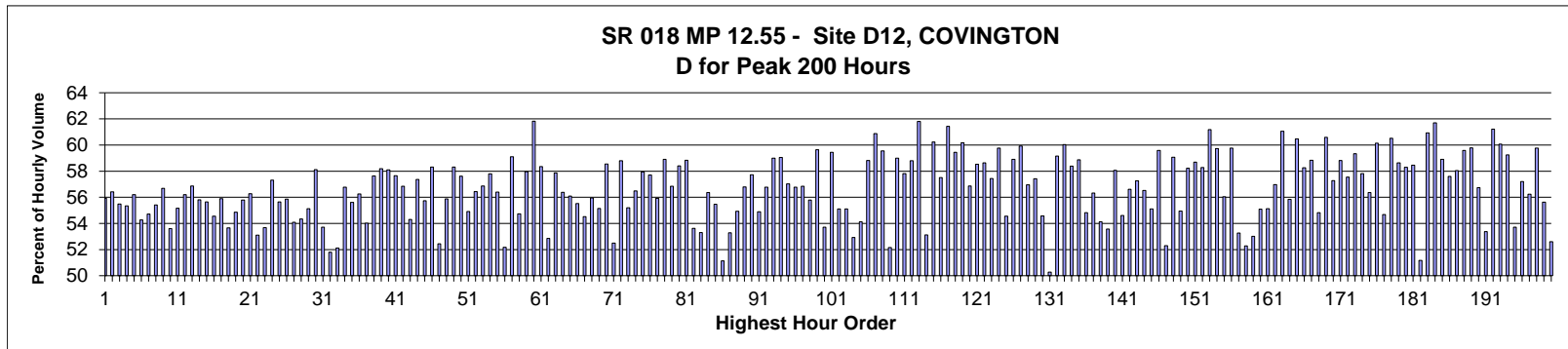
MO	DY	YR	DAY OF WK	HR	HR VOL	PERCENT OF AADT	HOUR NUMBER	AADT	EAST VOLUME	WEST VOLUME	PERCENT EAST IS OF TOTAL VOLUME	PERCENT WEST IS OF TOTAL VOLUME
12	1	2016	5	9	7,043	10.02	68	70,313	3,688	3,355	52.36	47.64
6	7	2016	3	9	7,042	10.02	69	70,313	3,670	3,372	52.12	47.88
12	15	2016	5	9	7,042	10.02	70	70,313	3,697	3,345	52.50	47.50
9	27	2016	3	8	7,036	10.01	71	70,313	3,578	3,458	50.85	49.15
6	21	2016	3	9	7,032	10.00	72	70,313	3,817	3,215	54.28	45.72
11	30	2016	4	9	7,032	10.00	73	70,313	3,702	3,330	52.65	47.35
5	26	2016	5	9	7,031	10.00	74	70,313	3,743	3,288	53.24	46.76
3	8	2016	3	8	7,030	10.00	75	70,313	3,581	3,449	50.94	49.06
5	4	2016	4	9	7,030	10.00	76	70,313	3,647	3,383	51.88	48.12
2	1	2016	2	9	7,024	9.99	77	70,313	3,590	3,434	51.11	48.89
11	10	2016	5	8	7,024	9.99	78	70,313	3,464	3,560	49.32	50.68
11	10	2016	5	9	7,024	9.99	79	70,313	3,805	3,219	54.17	45.83
10	4	2016	3	9	7,022	9.99	80	70,313	3,622	3,400	51.58	48.42
10	19	2016	4	9	7,020	9.98	81	70,313	3,625	3,395	51.64	48.36
7	28	2016	5	9	7,019	9.98	82	70,313	3,606	3,413	51.37	48.63
8	17	2016	4	9	7,013	9.97	83	70,313	3,686	3,327	52.56	47.44
5	10	2016	3	8	7,012	9.97	84	70,313	3,561	3,451	50.78	49.22
3	2	2016	4	9	7,007	9.97	85	70,313	3,566	3,441	50.89	49.11
10	17	2016	2	9	7,005	9.96	86	70,313	3,661	3,344	52.26	47.74
2	4	2016	5	9	7,002	9.96	87	70,313	3,610	3,392	51.56	48.44
1	12	2016	3	9	6,999	9.95	88	70,313	3,551	3,448	50.74	49.26
2	25	2016	5	9	6,997	9.95	89	70,313	3,541	3,456	50.61	49.39
6	1	2016	4	9	6,993	9.95	90	70,313	3,697	3,296	52.87	47.13
7	6	2016	4	9	6,990	9.94	91	70,313	3,772	3,218	53.96	46.04
5	25	2016	4	8	6,988	9.94	92	70,313	3,695	3,293	52.88	47.12
6	8	2016	4	9	6,988	9.94	93	70,313	3,736	3,252	53.46	46.54
7	11	2016	2	9	6,987	9.94	94	70,313	3,717	3,270	53.20	46.80
9	8	2016	5	8	6,986	9.94	95	70,313	3,561	3,425	50.97	49.03
8	16	2016	3	9	6,985	9.93	96	70,313	3,620	3,365	51.83	48.17
9	1	2016	5	9	6,984	9.93	97	70,313	3,671	3,313	52.56	47.44
2	2	2016	3	9	6,981	9.93	98	70,313	3,457	3,524	49.52	50.48
5	12	2016	5	8	6,981	9.93	99	70,313	3,545	3,436	50.78	49.22
9	26	2016	2	9	6,981	9.93	100	70,313	3,619	3,362	51.84	48.16
9	8	2016	5	9	6,976	9.92	101	70,313	3,585	3,391	51.39	48.61
6	14	2016	3	8	6,974	9.92	102	70,313	3,664	3,310	52.54	47.46
10	25	2016	3	8	6,967	9.91	103	70,313	3,411	3,556	48.96	51.04
6	23	2016	5	9	6,966	9.91	104	70,313	3,780	3,186	54.26	45.74
5	31	2016	3	9	6,964	9.90	105	70,313	3,666	3,298	52.64	47.36
11	29	2016	3	8	6,963	9.90	106	70,313	3,517	3,446	50.51	49.49
5	11	2016	4	8	6,962	9.90	107	70,313	3,552	3,410	51.02	48.98
5	5	2016	5	8	6,960	9.90	108	70,313	3,488	3,472	50.11	49.89
8	8	2016	2	9	6,953	9.89	109	70,313	3,621	3,332	52.08	47.92
6	6	2016	2	9	6,951	9.89	110	70,313	3,691	3,260	53.10	46.90
8	18	2016	5	9	6,951	9.89	111	70,313	3,569	3,382	51.35	48.65
3	24	2016	5	9	6,945	9.88	112	70,313	3,697	3,248	53.23	46.77
9	15	2016	5	8	6,944	9.88	113	70,313	3,590	3,354	51.70	48.30
9	12	2016	2	9	6,941	9.87	114	70,313	3,588	3,353	51.69	48.31
11	8	2016	3	8	6,941	9.87	115	70,313	3,342	3,599	48.15	51.85
7	18	2016	2	9	6,939	9.87	116	70,313	3,576	3,363	51.53	48.47
8	25	2016	5	9	6,939	9.87	117	70,313	3,634	3,305	52.37	47.63
3	24	2016	5	8	6,938	9.87	118	70,313	3,509	3,429	50.58	49.42

MO	DY	YR	DAY OF WK	HR	HR VOL	PERCENT OF AADT	HOUR NUMBER	AADT	EAST VOLUME	WEST VOLUME	PERCENT EAST IS OF TOTAL VOLUME	PERCENT WEST IS OF TOTAL VOLUME
10	6	2016	5	8	6,938	9.87	119	70,313	3,565	3,373	51.38	48.62
7	25	2016	2	9	6,935	9.86	120	70,313	3,524	3,411	50.81	49.19
11	15	2016	3	9	6,930	9.86	121	70,313	3,641	3,289	52.54	47.46
5	12	2016	5	9	6,928	9.85	122	70,313	3,671	3,257	52.99	47.01
2	9	2016	3	9	6,924	9.85	123	70,313	3,540	3,384	51.13	48.87
6	20	2016	2	9	6,924	9.85	124	70,313	3,733	3,191	53.91	46.09
5	23	2016	2	8	6,914	9.83	125	70,313	3,596	3,318	52.01	47.99
2	9	2016	3	8	6,913	9.83	126	70,313	3,428	3,485	49.59	50.41
6	16	2016	5	9	6,909	9.83	127	70,313	3,610	3,299	52.25	47.75
2	3	2016	4	9	6,906	9.82	128	70,313	3,641	3,265	52.72	47.28
12	13	2016	3	8	6,905	9.82	129	70,313	3,437	3,468	49.78	50.22
9	14	2016	4	9	6,904	9.82	130	70,313	3,556	3,348	51.51	48.49
7	21	2016	5	9	6,901	9.81	131	70,313	3,485	3,416	50.50	49.50
5	5	2016	5	9	6,896	9.81	132	70,313	3,608	3,288	52.32	47.68
9	13	2016	3	9	6,896	9.81	133	70,313	3,530	3,366	51.19	48.81
1	8	2016	6	9	6,890	9.80	134	70,313	3,582	3,308	51.99	48.01
2	23	2016	3	9	6,889	9.80	135	70,313	3,461	3,428	50.24	49.76
3	16	2016	4	9	6,883	9.79	136	70,313	3,539	3,344	51.42	48.58
9	28	2016	4	9	6,881	9.79	137	70,313	3,788	3,093	55.05	44.95
6	27	2016	2	9	6,880	9.78	138	70,313	3,677	3,203	53.44	46.56
7	14	2016	5	9	6,879	9.78	139	70,313	3,607	3,272	52.43	47.57
6	8	2016	4	8	6,877	9.78	140	70,313	3,592	3,285	52.23	47.77
7	27	2016	4	9	6,875	9.78	141	70,313	3,651	3,224	53.11	46.89
9	16	2016	6	9	6,874	9.78	142	70,313	3,607	3,267	52.47	47.53
12	1	2016	5	8	6,873	9.77	143	70,313	3,481	3,392	50.65	49.35
5	6	2016	6	8	6,865	9.76	144	70,313	3,401	3,464	49.54	50.46
5	10	2016	3	9	6,863	9.76	145	70,313	3,535	3,328	51.51	48.49
6	1	2016	4	8	6,863	9.76	146	70,313	3,375	3,488	49.18	50.82
2	29	2016	2	9	6,862	9.76	147	70,313	3,658	3,204	53.31	46.69
8	4	2016	5	10	6,858	9.75	148	70,313	3,563	3,295	51.95	48.05
1	15	2016	6	9	6,857	9.75	149	70,313	3,490	3,367	50.90	49.10
11	21	2016	2	8	6,857	9.75	150	70,313	3,568	3,289	52.03	47.97
3	3	2016	5	8	6,854	9.75	151	70,313	3,449	3,405	50.32	49.68
12	15	2016	5	8	6,852	9.74	152	70,313	3,388	3,464	49.45	50.55
3	30	2016	4	9	6,850	9.74	153	70,313	3,462	3,388	50.54	49.46
6	22	2016	4	18	6,848	9.74	154	70,313	3,441	3,407	50.25	49.75
11	9	2016	4	9	6,848	9.74	155	70,313	3,562	3,286	52.02	47.98
11	21	2016	2	9	6,848	9.74	156	70,313	3,622	3,226	52.89	47.11
10	18	2016	3	8	6,842	9.73	157	70,313	3,428	3,414	50.10	49.90
9	7	2016	4	8	6,838	9.73	158	70,313	3,569	3,269	52.19	47.81
9	29	2016	5	8	6,838	9.73	159	70,313	3,342	3,496	48.87	51.13
6	6	2016	2	8	6,837	9.72	160	70,313	3,527	3,310	51.59	48.41
11	18	2016	6	9	6,837	9.72	161	70,313	3,742	3,095	54.73	45.27
6	13	2016	2	9	6,834	9.72	162	70,313	3,655	3,179	53.48	46.52
7	15	2016	6	9	6,834	9.72	163	70,313	3,634	3,200	53.18	46.82
11	1	2016	3	9	6,834	9.72	164	70,313	3,554	3,280	52.00	48.00
11	28	2016	2	9	6,832	9.72	165	70,313	3,669	3,163	53.70	46.30
5	19	2016	5	9	6,831	9.72	166	70,313	3,651	3,180	53.45	46.55
9	20	2016	3	8	6,829	9.71	167	70,313	3,393	3,436	49.69	50.31
9	9	2016	6	9	6,825	9.71	168	70,313	3,625	3,200	53.11	46.89
8	1	2016	2	9	6,823	9.70	169	70,313	3,743	3,080	54.86	45.14

MO	DY	YR	DAY OF WK	HR	HR VOL	PERCENT OF AADT	HOUR NUMBER	AADT	EAST VOLUME	WEST VOLUME	PERCENT EAST IS OF TOTAL VOLUME	PERCENT WEST IS OF TOTAL VOLUME
6	21	2016	3	8	6,822	9.70	170	70,313	3,472	3,350	50.89	49.11
5	11	2016	4	9	6,818	9.70	171	70,313	3,667	3,151	53.78	46.22
9	13	2016	3	8	6,817	9.70	172	70,313	3,383	3,434	49.63	50.37
11	3	2016	5	9	6,815	9.69	173	70,313	3,422	3,393	50.21	49.79
1	14	2016	5	9	6,811	9.69	174	70,313	3,400	3,411	49.92	50.08
3	2	2016	4	8	6,811	9.69	175	70,313	3,375	3,436	49.55	50.45
9	28	2016	4	8	6,810	9.69	176	70,313	3,587	3,223	52.67	47.33
11	15	2016	3	8	6,810	9.69	177	70,313	3,392	3,418	49.81	50.19
1	27	2016	4	9	6,805	9.68	178	70,313	3,523	3,282	51.77	48.23
2	24	2016	4	8	6,805	9.68	179	70,313	3,403	3,402	50.01	49.99
9	21	2016	4	8	6,804	9.68	180	70,313	3,509	3,295	51.57	48.43
12	14	2016	4	8	6,803	9.68	181	70,313	3,422	3,381	50.30	49.70
12	8	2016	5	9	6,802	9.67	182	70,313	3,511	3,291	51.62	48.38
11	7	2016	2	8	6,801	9.67	183	70,313	3,355	3,446	49.33	50.67
11	17	2016	5	8	6,794	9.66	184	70,313	3,518	3,276	51.78	48.22
3	31	2016	5	9	6,793	9.66	185	70,313	3,506	3,287	51.61	48.39
5	6	2016	6	9	6,791	9.66	186	70,313	3,580	3,211	52.72	47.28
1	5	2016	3	9	6,789	9.66	187	70,313	3,469	3,320	51.10	48.90
2	5	2016	6	9	6,789	9.66	188	70,313	3,609	3,180	53.16	46.84
3	15	2016	3	8	6,789	9.66	189	70,313	3,441	3,348	50.68	49.32
3	29	2016	3	9	6,788	9.65	190	70,313	3,464	3,324	51.03	48.97
9	23	2016	6	9	6,786	9.65	191	70,313	3,433	3,353	50.59	49.41
3	1	2016	3	8	6,784	9.65	192	70,313	3,443	3,341	50.75	49.25
5	9	2016	2	8	6,782	9.65	193	70,313	3,469	3,313	51.15	48.85
11	22	2016	3	9	6,778	9.64	194	70,313	3,472	3,306	51.22	48.78
1	29	2016	6	9	6,774	9.63	195	70,313	3,525	3,249	52.04	47.96
5	2	2016	2	8	6,774	9.63	196	70,313	3,416	3,358	50.43	49.57
9	22	2016	5	9	6,772	9.63	197	70,313	3,489	3,283	51.52	48.48
1	25	2016	2	9	6,770	9.63	198	70,313	3,525	3,245	52.07	47.93
3	22	2016	3	8	6,770	9.63	199	70,313	3,442	3,328	50.84	49.16
5	16	2016	2	8	6,770	9.63	200	70,313	3,335	3,435	49.26	50.74



**AADT= 37,816      K 30 FACTOR= 9.44      K 100 FACTOR= 8.98      K 200 FACTOR= 8.66      D 30 FACTOR= 58.12**



MO	DY	YR	DAY OF WK	HR	HR VOL	PERCENT OF AADT	HOUR NUMBER	AADT	EAST VOLUME	WEST VOLUME	PERCENT EAST IS OF TOTAL VOLUME	PERCENT WEST IS OF TOTAL VOLUME
2	15	2016	2	16	3,908	10.33	1	37,816	1,722	2,186	44.06	55.94
6	24	2016	6	16	3,813	10.08	2	37,816	1,662	2,151	43.59	56.41
6	17	2016	6	16	3,776	9.99	3	37,816	1,681	2,095	44.52	55.48
6	3	2016	6	17	3,715	9.82	4	37,816	1,659	2,056	44.66	55.34
9	30	2016	6	16	3,709	9.81	5	37,816	1,624	2,085	43.79	56.21
9	16	2016	6	17	3,688	9.75	6	37,816	1,687	2,001	45.74	54.26
8	5	2016	6	16	3,683	9.74	7	37,816	1,668	2,015	45.29	54.71
6	17	2016	6	17	3,679	9.73	8	37,816	1,640	2,039	44.58	55.42
10	28	2016	6	16	3,678	9.73	9	37,816	1,593	2,085	43.31	56.69
6	10	2016	6	16	3,677	9.72	10	37,816	1,706	1,971	46.40	53.60
7	15	2016	6	16	3,666	9.69	11	37,816	1,644	2,022	44.84	55.16
8	18	2016	5	16	3,658	9.67	12	37,816	1,602	2,056	43.79	56.21
9	23	2016	6	16	3,656	9.67	13	37,816	1,577	2,079	43.13	56.87
10	7	2016	6	16	3,656	9.67	14	37,816	1,616	2,040	44.20	55.80
6	3	2016	6	16	3,654	9.66	15	37,816	1,621	2,033	44.36	55.64
7	29	2016	6	16	3,653	9.66	16	37,816	1,660	1,993	45.44	54.56

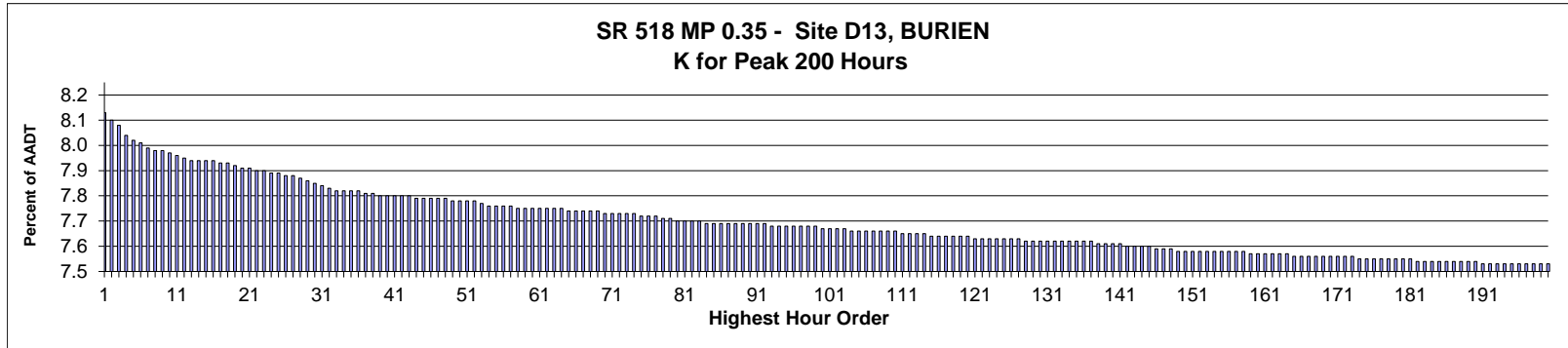
MO	DY	YR	DAY OF WK	HR	HR VOL	PERCENT OF AADT	HOUR NUMBER	AADT	EAST VOLUME	WEST VOLUME	PERCENT EAST IS OF TOTAL VOLUME	PERCENT WEST IS OF TOTAL VOLUME
3	18	2016	6	16	3,648	9.65	17	37,816	1,609	2,039	44.11	55.89
8	19	2016	6	16	3,645	9.64	18	37,816	1,689	1,956	46.34	53.66
7	15	2016	6	17	3,635	9.61	19	37,816	1,641	1,994	45.14	54.86
7	1	2016	6	16	3,628	9.59	20	37,816	1,604	2,024	44.21	55.79
7	8	2016	6	16	3,621	9.58	21	37,816	1,583	2,038	43.72	56.28
6	10	2016	6	17	3,618	9.57	22	37,816	1,697	1,921	46.90	53.10
7	22	2016	6	16	3,614	9.56	23	37,816	1,674	1,940	46.32	53.68
9	16	2016	6	16	3,612	9.55	24	37,816	1,542	2,070	42.69	57.31
11	23	2016	4	16	3,605	9.53	25	37,816	1,599	2,006	44.36	55.64
8	4	2016	5	16	3,600	9.52	26	37,816	1,589	2,011	44.14	55.86
8	12	2016	6	16	3,591	9.50	27	37,816	1,649	1,942	45.92	54.08
9	23	2016	6	17	3,587	9.49	28	37,816	1,638	1,949	45.66	54.34
10	28	2016	6	17	3,586	9.48	29	37,816	1,609	1,977	44.87	55.13
11	18	2016	6	16	3,570	9.44	30	37,816	1,495	2,075	41.88	58.12
7	29	2016	6	17	3,567	9.43	31	37,816	1,651	1,916	46.29	53.71
8	5	2016	6	17	3,562	9.42	32	37,816	1,717	1,845	48.20	51.80
9	30	2016	6	17	3,559	9.41	33	37,816	1,704	1,855	47.88	52.12
7	14	2016	5	17	3,558	9.41	34	37,816	1,538	2,020	43.23	56.77
3	25	2016	6	16	3,553	9.40	35	37,816	1,577	1,976	44.39	55.61
8	4	2016	5	17	3,552	9.39	36	37,816	1,554	1,998	43.75	56.25
11	23	2016	4	15	3,549	9.38	37	37,816	1,632	1,917	45.98	54.02
11	4	2016	6	16	3,540	9.36	38	37,816	1,500	2,040	42.37	57.63
6	16	2016	5	16	3,539	9.36	39	37,816	1,480	2,059	41.82	58.18
3	18	2016	6	17	3,532	9.34	40	37,816	1,480	2,052	41.90	58.10
6	30	2016	5	16	3,519	9.31	41	37,816	1,490	2,029	42.34	57.66
7	28	2016	5	17	3,517	9.30	42	37,816	1,518	1,999	43.16	56.84
7	1	2016	6	15	3,515	9.30	43	37,816	1,606	1,909	45.69	54.31
8	18	2016	5	17	3,511	9.28	44	37,816	1,497	2,014	42.64	57.36
3	25	2016	6	17	3,509	9.28	45	37,816	1,553	1,956	44.26	55.74
11	11	2016	6	16	3,508	9.28	46	37,816	1,462	2,046	41.68	58.32
7	22	2016	6	17	3,504	9.27	47	37,816	1,666	1,838	47.55	52.45
8	12	2016	6	17	3,502	9.26	48	37,816	1,545	1,957	44.12	55.88
7	14	2016	5	16	3,500	9.26	49	37,816	1,459	2,041	41.69	58.31
7	21	2016	5	16	3,499	9.25	50	37,816	1,483	2,016	42.38	57.62
10	21	2016	6	17	3,498	9.25	51	37,816	1,577	1,921	45.08	54.92
6	30	2016	5	17	3,496	9.24	52	37,816	1,523	1,973	43.56	56.44
10	21	2016	6	16	3,496	9.24	53	37,816	1,508	1,988	43.14	56.86
6	16	2016	5	17	3,495	9.24	54	37,816	1,475	2,020	42.20	57.80
7	8	2016	6	17	3,493	9.24	55	37,816	1,523	1,970	43.60	56.40
8	12	2016	6	15	3,492	9.23	56	37,816	1,670	1,822	47.82	52.18
6	29	2016	4	17	3,490	9.23	57	37,816	1,427	2,063	40.89	59.11
6	3	2016	6	18	3,489	9.23	58	37,816	1,579	1,910	45.26	54.74
8	25	2016	5	16	3,485	9.22	59	37,816	1,465	2,020	42.04	57.96
7	27	2016	4	16	3,484	9.21	60	37,816	1,330	2,154	38.17	61.83
7	28	2016	5	16	3,484	9.21	61	37,816	1,451	2,033	41.65	58.35
8	19	2016	6	15	3,481	9.21	62	37,816	1,641	1,840	47.14	52.86
9	9	2016	6	16	3,481	9.21	63	37,816	1,467	2,014	42.14	57.86
8	26	2016	6	17	3,480	9.20	64	37,816	1,518	1,962	43.62	56.38
2	12	2016	6	17	3,476	9.19	65	37,816	1,526	1,950	43.90	56.10
7	29	2016	6	15	3,476	9.19	66	37,816	1,546	1,930	44.48	55.52
1	15	2016	6	17	3,474	9.19	67	37,816	1,580	1,894	45.48	54.52

MO	DY	YR	DAY OF WK	HR	HR VOL	PERCENT OF AADT	HOUR NUMBER	AADT	EAST VOLUME	WEST VOLUME	PERCENT EAST IS OF TOTAL VOLUME	PERCENT WEST IS OF TOTAL VOLUME
8	26	2016	6	15	3,469	9.17	68	37,816	1,528	1,941	44.05	55.95
9	2	2016	6	16	3,466	9.17	69	37,816	1,555	1,911	44.86	55.14
11	11	2016	6	17	3,466	9.17	70	37,816	1,437	2,029	41.46	58.54
7	1	2016	6	17	3,458	9.14	71	37,816	1,643	1,815	47.51	52.49
2	12	2016	6	16	3,449	9.12	72	37,816	1,421	2,028	41.20	58.80
10	7	2016	6	17	3,446	9.11	73	37,816	1,544	1,902	44.81	55.19
9	15	2016	5	17	3,444	9.11	74	37,816	1,499	1,945	43.52	56.48
7	13	2016	4	17	3,443	9.10	75	37,816	1,448	1,995	42.06	57.94
3	4	2016	6	16	3,442	9.10	76	37,816	1,456	1,986	42.30	57.70
9	2	2016	6	17	3,439	9.09	77	37,816	1,516	1,923	44.08	55.92
7	26	2016	3	16	3,438	9.09	78	37,816	1,413	2,025	41.10	58.90
6	23	2016	5	16	3,436	9.09	79	37,816	1,483	1,953	43.16	56.84
12	2	2016	6	16	3,433	9.08	80	37,816	1,428	2,005	41.60	58.40
6	2	2016	5	17	3,430	9.07	81	37,816	1,412	2,018	41.17	58.83
6	24	2016	6	17	3,428	9.06	82	37,816	1,590	1,838	46.38	53.62
8	5	2016	6	18	3,428	9.06	83	37,816	1,601	1,827	46.70	53.30
10	28	2016	6	18	3,428	9.06	84	37,816	1,496	1,932	43.64	56.36
7	15	2016	6	15	3,425	9.06	85	37,816	1,525	1,900	44.53	55.47
8	13	2016	7	13	3,421	9.05	86	37,816	1,672	1,749	48.87	51.13
6	17	2016	6	18	3,419	9.04	87	37,816	1,597	1,822	46.71	53.29
7	29	2016	6	18	3,417	9.04	88	37,816	1,540	1,877	45.07	54.93
12	16	2016	6	17	3,416	9.03	89	37,816	1,476	1,940	43.21	56.79
2	26	2016	6	16	3,415	9.03	90	37,816	1,444	1,971	42.28	57.72
6	10	2016	6	18	3,415	9.03	91	37,816	1,540	1,875	45.10	54.90
7	21	2016	5	17	3,415	9.03	92	37,816	1,476	1,939	43.22	56.78
11	10	2016	5	16	3,412	9.02	93	37,816	1,399	2,013	41.00	59.00
6	22	2016	4	17	3,407	9.01	94	37,816	1,395	2,012	40.95	59.05
8	26	2016	6	16	3,406	9.01	95	37,816	1,464	1,942	42.98	57.02
8	25	2016	5	17	3,403	9.00	96	37,816	1,471	1,932	43.23	56.77
3	4	2016	6	17	3,402	9.00	97	37,816	1,468	1,934	43.15	56.85
7	15	2016	6	18	3,402	9.00	98	37,816	1,504	1,898	44.21	55.79
7	20	2016	4	17	3,397	8.98	99	37,816	1,371	2,026	40.36	59.64
8	5	2016	6	15	3,396	8.98	100	37,816	1,572	1,824	46.29	53.71
10	6	2016	5	17	3,396	8.98	101	37,816	1,377	2,019	40.55	59.45
6	24	2016	6	15	3,394	8.98	102	37,816	1,524	1,870	44.90	55.10
10	7	2016	6	18	3,394	8.98	103	37,816	1,524	1,870	44.90	55.10
8	19	2016	6	17	3,390	8.96	104	37,816	1,596	1,794	47.08	52.92
7	22	2016	6	18	3,389	8.96	105	37,816	1,555	1,834	45.88	54.12
7	6	2016	4	17	3,383	8.95	106	37,816	1,393	1,990	41.18	58.82
6	15	2016	4	16	3,382	8.94	107	37,816	1,323	2,059	39.12	60.88
12	22	2016	5	16	3,382	8.94	108	37,816	1,368	2,014	40.45	59.55
9	30	2016	6	15	3,379	8.94	109	37,816	1,617	1,762	47.85	52.15
8	18	2016	5	18	3,378	8.93	110	37,816	1,385	1,993	41.00	59.00
6	16	2016	5	18	3,374	8.92	111	37,816	1,423	1,951	42.18	57.82
9	22	2016	5	16	3,374	8.92	112	37,816	1,390	1,984	41.20	58.80
12	21	2016	4	16	3,374	8.92	113	37,816	1,289	2,085	38.20	61.80
6	3	2016	6	15	3,370	8.91	114	37,816	1,580	1,790	46.88	53.12
7	27	2016	4	17	3,369	8.91	115	37,816	1,340	2,029	39.77	60.23
3	11	2016	6	16	3,368	8.91	116	37,816	1,431	1,937	42.49	57.51
7	12	2016	3	17	3,368	8.91	117	37,816	1,299	2,069	38.57	61.43
10	20	2016	5	16	3,365	8.90	118	37,816	1,365	2,000	40.56	59.44

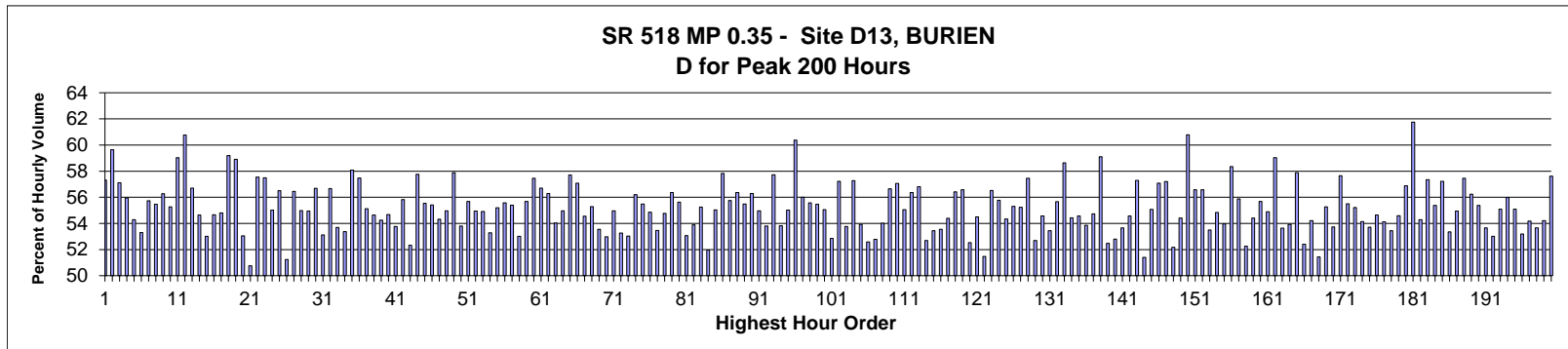
MO	DY	YR	DAY OF WK	HR	HR VOL	PERCENT OF AADT	HOUR NUMBER	AADT	EAST VOLUME	WEST VOLUME	PERCENT EAST IS OF TOTAL VOLUME	PERCENT WEST IS OF TOTAL VOLUME
6	29	2016	4	16	3,364	8.90	119	37,816	1,340	2,024	39.83	60.17
11	10	2016	5	17	3,364	8.90	120	37,816	1,451	1,913	43.13	56.87
8	11	2016	5	17	3,363	8.89	121	37,816	1,395	1,968	41.48	58.52
9	22	2016	5	17	3,363	8.89	122	37,816	1,391	1,972	41.36	58.64
3	17	2016	5	16	3,362	8.89	123	37,816	1,431	1,931	42.56	57.44
8	16	2016	3	17	3,361	8.89	124	37,816	1,352	2,009	40.23	59.77
11	4	2016	6	17	3,360	8.89	125	37,816	1,527	1,833	45.45	54.55
2	19	2016	6	16	3,354	8.87	126	37,816	1,378	1,976	41.09	58.91
6	22	2016	4	16	3,353	8.87	127	37,816	1,344	2,009	40.08	59.92
9	1	2016	5	17	3,352	8.86	128	37,816	1,443	1,909	43.05	56.95
8	12	2016	6	18	3,351	8.86	129	37,816	1,427	1,924	42.58	57.42
8	4	2016	5	18	3,348	8.85	130	37,816	1,521	1,827	45.43	54.57
7	16	2016	7	13	3,346	8.85	131	37,816	1,664	1,682	49.73	50.27
8	10	2016	4	17	3,346	8.85	132	37,816	1,367	1,979	40.85	59.15
6	28	2016	3	17	3,345	8.85	133	37,816	1,337	2,008	39.97	60.03
11	22	2016	3	16	3,345	8.85	134	37,816	1,392	1,953	41.61	58.39
6	2	2016	5	16	3,342	8.84	135	37,816	1,375	1,967	41.14	58.86
9	16	2016	6	18	3,340	8.83	136	37,816	1,509	1,831	45.18	54.82
9	23	2016	6	15	3,340	8.83	137	37,816	1,459	1,881	43.68	56.32
6	17	2016	6	15	3,337	8.82	138	37,816	1,531	1,806	45.88	54.12
7	22	2016	6	15	3,334	8.82	139	37,816	1,548	1,786	46.43	53.57
9	21	2016	4	16	3,334	8.82	140	37,816	1,398	1,936	41.93	58.07
7	28	2016	5	18	3,333	8.81	141	37,816	1,513	1,820	45.39	54.61
1	29	2016	6	17	3,329	8.80	142	37,816	1,444	1,885	43.38	56.62
9	9	2016	6	17	3,329	8.80	143	37,816	1,423	1,906	42.75	57.25
3	18	2016	6	18	3,324	8.79	144	37,816	1,445	1,879	43.47	56.53
9	16	2016	6	15	3,324	8.79	145	37,816	1,492	1,832	44.89	55.11
6	15	2016	4	17	3,323	8.79	146	37,816	1,343	1,980	40.42	59.58
6	10	2016	6	15	3,320	8.78	147	37,816	1,584	1,736	47.71	52.29
7	7	2016	5	16	3,320	8.78	148	37,816	1,359	1,961	40.93	59.07
7	8	2016	6	15	3,320	8.78	149	37,816	1,496	1,824	45.06	54.94
8	11	2016	5	18	3,320	8.78	150	37,816	1,387	1,933	41.78	58.22
8	17	2016	4	16	3,319	8.78	151	37,816	1,371	1,948	41.31	58.69
9	15	2016	5	16	3,319	8.78	152	37,816	1,385	1,934	41.73	58.27
7	25	2016	2	16	3,318	8.77	153	37,816	1,288	2,030	38.82	61.18
8	10	2016	4	16	3,317	8.77	154	37,816	1,336	1,981	40.28	59.72
9	9	2016	6	15	3,314	8.76	155	37,816	1,457	1,857	43.96	56.04
6	27	2016	2	16	3,313	8.76	156	37,816	1,333	1,980	40.24	59.76
7	1	2016	6	14	3,312	8.76	157	37,816	1,548	1,764	46.74	53.26
8	14	2016	1	14	3,311	8.76	158	37,816	1,580	1,731	47.72	52.28
9	2	2016	6	15	3,311	8.76	159	37,816	1,556	1,755	46.99	53.01
6	30	2016	5	18	3,309	8.75	160	37,816	1,486	1,823	44.91	55.09
8	4	2016	5	15	3,309	8.75	161	37,816	1,485	1,824	44.88	55.12
1	15	2016	6	16	3,307	8.74	162	37,816	1,423	1,884	43.03	56.97
9	21	2016	4	17	3,307	8.74	163	37,816	1,288	2,019	38.95	61.05
9	23	2016	6	18	3,307	8.74	164	37,816	1,460	1,847	44.15	55.85
7	26	2016	3	17	3,304	8.74	165	37,816	1,306	1,998	39.53	60.47
8	17	2016	4	17	3,304	8.74	166	37,816	1,379	1,925	41.74	58.26
3	17	2016	5	17	3,303	8.73	167	37,816	1,360	1,943	41.17	58.83
6	23	2016	5	17	3,303	8.73	168	37,816	1,492	1,811	45.17	54.83
7	19	2016	3	17	3,300	8.73	169	37,816	1,301	1,999	39.42	60.58



MO	DY	YR	DAY OF WK	HR	HR VOL	PERCENT OF AADT	HOUR NUMBER	AADT	EAST VOLUME	WEST VOLUME	PERCENT EAST IS OF TOTAL VOLUME	PERCENT WEST IS OF TOTAL VOLUME
2	26	2016	6	17	3,298	8.72	170	37,816	1,409	1,889	42.72	57.28
7	13	2016	4	16	3,297	8.72	171	37,816	1,358	1,939	41.19	58.81
8	3	2016	4	17	3,297	8.72	172	37,816	1,400	1,897	42.46	57.54
9	20	2016	3	17	3,297	8.72	173	37,816	1,341	1,956	40.67	59.33
12	16	2016	6	16	3,297	8.72	174	37,816	1,391	1,906	42.19	57.81
11	4	2016	6	18	3,295	8.71	175	37,816	1,438	1,857	43.64	56.36
6	21	2016	3	16	3,294	8.71	176	37,816	1,313	1,981	39.86	60.14
8	19	2016	6	18	3,294	8.71	177	37,816	1,493	1,801	45.32	54.68
6	21	2016	3	17	3,293	8.71	178	37,816	1,300	1,993	39.48	60.52
9	20	2016	3	16	3,293	8.71	179	37,816	1,362	1,931	41.36	58.64
9	9	2016	6	18	3,292	8.71	180	37,816	1,373	1,919	41.71	58.29
2	19	2016	6	17	3,291	8.70	181	37,816	1,367	1,924	41.54	58.46
7	24	2016	1	13	3,291	8.70	182	37,816	1,684	1,607	51.17	48.83
8	2	2016	3	17	3,291	8.70	183	37,816	1,286	2,005	39.08	60.92
6	1	2016	4	16	3,290	8.70	184	37,816	1,260	2,030	38.30	61.70
6	9	2016	5	17	3,290	8.70	185	37,816	1,352	1,938	41.09	58.91
11	18	2016	6	17	3,289	8.70	186	37,816	1,395	1,894	42.41	57.59
8	15	2016	2	16	3,287	8.69	187	37,816	1,379	1,908	41.95	58.05
8	16	2016	3	16	3,286	8.69	188	37,816	1,328	1,958	40.41	59.59
8	9	2016	3	17	3,285	8.69	189	37,816	1,321	1,964	40.21	59.79
8	24	2016	4	17	3,284	8.68	190	37,816	1,421	1,863	43.27	56.73
6	24	2016	6	18	3,283	8.68	191	37,816	1,531	1,752	46.63	53.37
6	14	2016	3	16	3,282	8.68	192	37,816	1,273	2,009	38.79	61.21
10	20	2016	5	17	3,281	8.68	193	37,816	1,310	1,971	39.93	60.07
7	20	2016	4	16	3,280	8.67	194	37,816	1,337	1,943	40.76	59.24
7	23	2016	7	15	3,280	8.67	195	37,816	1,518	1,762	46.28	53.72
7	7	2016	5	17	3,278	8.67	196	37,816	1,403	1,875	42.80	57.20
8	11	2016	5	16	3,277	8.67	197	37,816	1,434	1,843	43.76	56.24
7	6	2016	4	16	3,276	8.66	198	37,816	1,318	1,958	40.23	59.77
10	14	2016	6	16	3,276	8.66	199	37,816	1,454	1,822	44.38	55.62
11	23	2016	4	17	3,275	8.66	200	37,816	1,552	1,723	47.39	52.61



AADT= 61,428      K 30 FACTOR= 7.80      K 100 FACTOR= 7.62      K 200 FACTOR= 7.48      D 30 FACTOR= 56.68



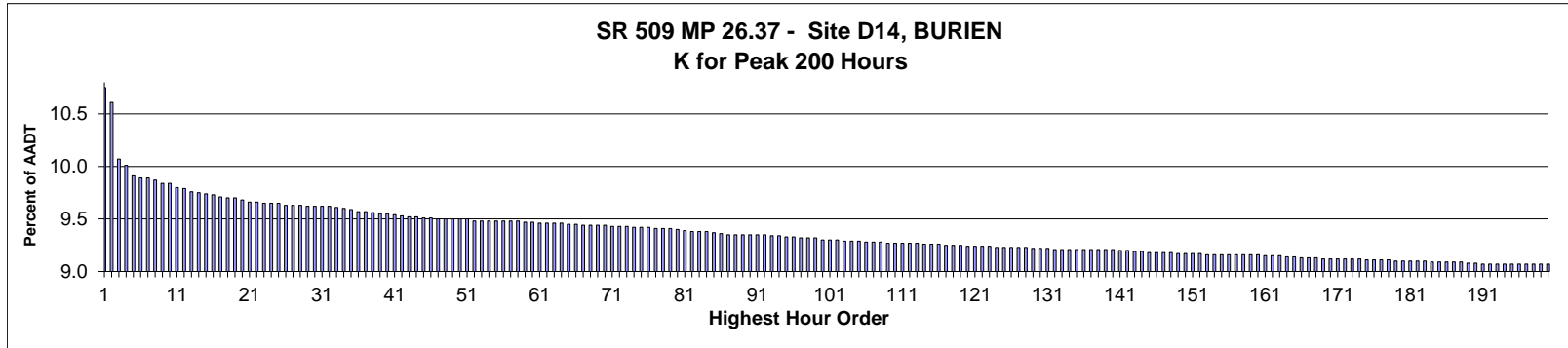
MO	DY	YR	DAY OF WK	HR	HR VOL	PERCENT OF AADT	HOUR NUMBER	AADT	EAST VOLUME	WEST VOLUME	PERCENT EAST IS OF TOTAL VOLUME	PERCENT WEST IS OF TOTAL VOLUME
6	16	2016	5	17	4,965	8.08	1	61,428	2,119	2,846	42.68	57.32
6	8	2016	4	18	4,948	8.05	2	61,428	1,997	2,951	40.36	59.64
7	29	2016	6	16	4,935	8.03	3	61,428	2,116	2,819	42.88	57.12
8	31	2016	4	18	4,906	7.99	4	61,428	2,161	2,745	44.05	55.95
5	20	2016	6	18	4,894	7.97	5	61,428	2,237	2,657	45.71	54.29
5	20	2016	6	17	4,891	7.96	6	61,428	2,284	2,607	46.70	53.30
10	28	2016	6	18	4,875	7.94	7	61,428	2,158	2,717	44.27	55.73
10	21	2016	6	17	4,872	7.93	8	61,428	2,170	2,702	44.54	55.46
8	4	2016	5	17	4,871	7.93	9	61,428	2,130	2,741	43.73	56.27
6	10	2016	6	17	4,867	7.92	10	61,428	2,177	2,690	44.73	55.27
8	4	2016	5	18	4,862	7.91	11	61,428	1,992	2,870	40.97	59.03
6	16	2016	5	18	4,855	7.90	12	61,428	1,905	2,950	39.24	60.76
6	15	2016	4	18	4,848	7.89	13	61,428	2,099	2,749	43.30	56.70
12	22	2016	5	16	4,848	7.89	14	61,428	2,199	2,649	45.36	54.64
4	15	2016	6	17	4,846	7.89	15	61,428	2,277	2,569	46.99	53.01
7	12	2016	3	17	4,844	7.89	16	61,428	2,196	2,648	45.33	54.67

MO	DY	YR	DAY OF WK	HR	HR VOL	PERCENT OF AADT	HOUR NUMBER	AADT	EAST VOLUME	WEST VOLUME	PERCENT EAST IS OF TOTAL VOLUME	PERCENT WEST IS OF TOTAL VOLUME
5	25	2016	4	17	4,840	7.88	17	61,428	2,187	2,653	45.19	54.81
6	9	2016	5	18	4,839	7.88	18	61,428	1,975	2,864	40.81	59.19
6	23	2016	5	18	4,835	7.87	19	61,428	1,987	2,848	41.10	58.90
6	15	2016	4	17	4,831	7.86	20	61,428	2,268	2,563	46.95	53.05
3	22	2016	3	17	4,826	7.86	21	61,428	2,377	2,449	49.25	50.75
7	12	2016	3	18	4,821	7.85	22	61,428	2,047	2,774	42.46	57.54
8	25	2016	5	17	4,820	7.85	23	61,428	2,049	2,771	42.51	57.49
10	28	2016	6	17	4,818	7.84	24	61,428	2,167	2,651	44.98	55.02
7	22	2016	6	16	4,815	7.84	25	61,428	2,094	2,721	43.49	56.51
5	31	2016	3	17	4,808	7.83	26	61,428	2,344	2,464	48.75	51.25
6	9	2016	5	17	4,808	7.83	27	61,428	2,094	2,714	43.55	56.45
6	28	2016	3	17	4,803	7.82	28	61,428	2,162	2,641	45.01	54.99
9	30	2016	6	16	4,800	7.81	29	61,428	2,163	2,637	45.06	54.94
5	26	2016	5	18	4,792	7.80	30	61,428	2,076	2,716	43.32	56.68
2	12	2016	6	17	4,787	7.79	31	61,428	2,244	2,543	46.88	53.12
3	3	2016	5	17	4,780	7.78	32	61,428	2,071	2,709	43.33	56.67
9	16	2016	6	17	4,775	7.77	33	61,428	2,211	2,564	46.30	53.70
5	26	2016	5	17	4,773	7.77	34	61,428	2,225	2,548	46.62	53.38
12	15	2016	5	17	4,773	7.77	35	61,428	2,001	2,772	41.92	58.08
6	16	2016	5	16	4,772	7.77	36	61,428	2,029	2,743	42.52	57.48
6	3	2016	6	17	4,769	7.76	37	61,428	2,140	2,629	44.87	55.13
3	25	2016	6	17	4,768	7.76	38	61,428	2,163	2,605	45.36	54.64
8	31	2016	4	17	4,761	7.75	39	61,428	2,178	2,583	45.75	54.25
9	8	2016	5	17	4,760	7.75	40	61,428	2,157	2,603	45.32	54.68
3	21	2016	2	17	4,759	7.75	41	61,428	2,200	2,559	46.23	53.77
11	18	2016	6	17	4,759	7.75	42	61,428	2,102	2,657	44.17	55.83
9	1	2016	5	17	4,758	7.75	43	61,428	2,268	2,490	47.67	52.33
6	15	2016	4	16	4,756	7.74	44	61,428	2,009	2,747	42.24	57.76
6	30	2016	5	17	4,755	7.74	45	61,428	2,114	2,641	44.46	55.54
6	21	2016	3	17	4,754	7.74	46	61,428	2,120	2,634	44.59	55.41
6	10	2016	6	16	4,753	7.74	47	61,428	2,171	2,582	45.68	54.32
10	12	2016	4	17	4,752	7.74	48	61,428	2,140	2,612	45.03	54.97
6	2	2016	5	18	4,751	7.73	49	61,428	2,001	2,750	42.12	57.88
4	14	2016	5	17	4,750	7.73	50	61,428	2,194	2,556	46.19	53.81
10	7	2016	6	17	4,750	7.73	51	61,428	2,105	2,645	44.32	55.68
11	11	2016	6	17	4,748	7.73	52	61,428	2,139	2,609	45.05	54.95
10	21	2016	6	16	4,742	7.72	53	61,428	2,138	2,604	45.09	54.91
3	24	2016	5	17	4,737	7.71	54	61,428	2,213	2,524	46.72	53.28
4	22	2016	6	17	4,734	7.71	55	61,428	2,121	2,613	44.80	55.20
11	4	2016	6	17	4,734	7.71	56	61,428	2,103	2,631	44.42	55.58
11	10	2016	5	17	4,734	7.71	57	61,428	2,112	2,622	44.61	55.39
8	30	2016	3	17	4,733	7.70	58	61,428	2,224	2,509	46.99	53.01
5	19	2016	5	18	4,731	7.70	59	61,428	2,097	2,634	44.32	55.68
8	5	2016	6	16	4,731	7.70	60	61,428	2,013	2,718	42.55	57.45
6	17	2016	6	18	4,729	7.70	61	61,428	2,047	2,682	43.29	56.71
8	9	2016	3	18	4,729	7.70	62	61,428	2,067	2,662	43.71	56.29
9	23	2016	6	17	4,728	7.70	63	61,428	2,173	2,555	45.96	54.04
10	20	2016	5	17	4,728	7.70	64	61,428	2,129	2,599	45.03	54.97
6	24	2016	6	17	4,725	7.69	65	61,428	1,998	2,727	42.29	57.71
9	29	2016	5	17	4,724	7.69	66	61,428	2,028	2,696	42.93	57.07
12	19	2016	2	17	4,723	7.69	67	61,428	2,146	2,577	45.44	54.56

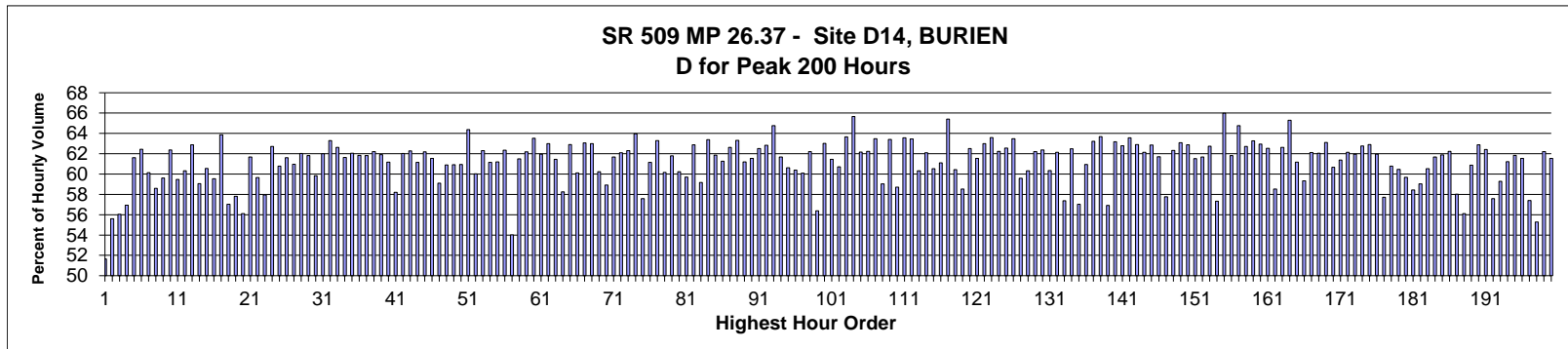
MO	DY	YR	DAY OF WK	HR	HR VOL	PERCENT OF AADT	HOUR NUMBER	AADT	EAST VOLUME	WEST VOLUME	PERCENT EAST IS OF TOTAL VOLUME	PERCENT WEST IS OF TOTAL VOLUME
8	24	2016	4	18	4,722	7.69	68	61,428	2,111	2,611	44.71	55.29
10	6	2016	5	17	4,721	7.69	69	61,428	2,193	2,528	46.45	53.55
9	14	2016	4	17	4,720	7.68	70	61,428	2,220	2,500	47.03	52.97
6	2	2016	5	17	4,719	7.68	71	61,428	2,125	2,594	45.03	54.97
2	24	2016	4	17	4,716	7.68	72	61,428	2,204	2,512	46.73	53.27
5	19	2016	5	17	4,716	7.68	73	61,428	2,215	2,501	46.97	53.03
8	9	2016	3	17	4,715	7.68	74	61,428	2,065	2,650	43.80	56.20
9	1	2016	5	18	4,713	7.67	75	61,428	2,098	2,615	44.52	55.48
11	17	2016	5	17	4,712	7.67	76	61,428	2,127	2,585	45.14	54.86
4	21	2016	5	17	4,709	7.67	77	61,428	2,191	2,518	46.53	53.47
8	23	2016	3	17	4,707	7.66	78	61,428	2,129	2,578	45.23	54.77
7	14	2016	5	17	4,705	7.66	79	61,428	2,053	2,652	43.63	56.37
6	13	2016	2	17	4,701	7.65	80	61,428	2,086	2,615	44.37	55.63
8	22	2016	2	17	4,701	7.65	81	61,428	2,206	2,495	46.93	53.07
7	7	2016	5	17	4,700	7.65	82	61,428	2,167	2,533	46.11	53.89
10	7	2016	6	18	4,697	7.65	83	61,428	2,102	2,595	44.75	55.25
6	1	2016	4	17	4,695	7.64	84	61,428	2,256	2,439	48.05	51.95
9	2	2016	6	16	4,695	7.64	85	61,428	2,111	2,584	44.96	55.04
10	6	2016	5	18	4,695	7.64	86	61,428	1,980	2,715	42.17	57.83
7	20	2016	4	17	4,693	7.64	87	61,428	2,076	2,617	44.24	55.76
8	1	2016	2	17	4,693	7.64	88	61,428	2,048	2,645	43.64	56.36
6	30	2016	5	16	4,692	7.64	89	61,428	2,089	2,603	44.52	55.48
12	16	2016	6	17	4,692	7.64	90	61,428	2,051	2,641	43.71	56.29
8	2	2016	3	17	4,691	7.64	91	61,428	2,113	2,578	45.04	54.96
9	6	2016	3	17	4,691	7.64	92	61,428	2,167	2,524	46.19	53.81
3	3	2016	5	16	4,690	7.63	93	61,428	1,983	2,707	42.28	57.72
5	23	2016	2	17	4,690	7.63	94	61,428	2,166	2,524	46.18	53.82
9	15	2016	5	17	4,689	7.63	95	61,428	2,109	2,580	44.98	55.02
11	17	2016	5	18	4,689	7.63	96	61,428	1,858	2,831	39.62	60.38
6	17	2016	6	16	4,687	7.63	97	61,428	2,062	2,625	43.99	56.01
6	29	2016	4	17	4,687	7.63	98	61,428	2,082	2,605	44.42	55.58
7	21	2016	5	17	4,684	7.63	99	61,428	2,086	2,598	44.53	55.47
1	29	2016	6	17	4,680	7.62	100	61,428	2,103	2,577	44.94	55.06
5	20	2016	6	16	4,680	7.62	101	61,428	2,206	2,474	47.14	52.86
8	25	2016	5	16	4,679	7.62	102	61,428	2,001	2,678	42.77	57.23
11	3	2016	5	17	4,678	7.62	103	61,428	2,163	2,515	46.24	53.76
8	2	2016	3	18	4,677	7.61	104	61,428	1,998	2,679	42.72	57.28
4	6	2016	4	18	4,676	7.61	105	61,428	2,154	2,522	46.07	53.93
6	7	2016	3	17	4,676	7.61	106	61,428	2,217	2,459	47.41	52.59
12	20	2016	3	17	4,675	7.61	107	61,428	2,207	2,468	47.21	52.79
6	9	2016	5	16	4,674	7.61	108	61,428	2,149	2,525	45.98	54.02
2	12	2016	6	18	4,672	7.61	109	61,428	2,026	2,646	43.36	56.64
7	22	2016	6	17	4,672	7.61	110	61,428	2,006	2,666	42.94	57.06
9	2	2016	6	17	4,670	7.60	111	61,428	2,099	2,571	44.95	55.05
6	7	2016	3	18	4,668	7.60	112	61,428	2,037	2,631	43.64	56.36
9	30	2016	6	17	4,668	7.60	113	61,428	2,016	2,652	43.19	56.81
4	28	2016	5	17	4,667	7.60	114	61,428	2,208	2,459	47.31	52.69
1	28	2016	5	17	4,665	7.59	115	61,428	2,172	2,493	46.56	53.44
7	27	2016	4	17	4,664	7.59	116	61,428	2,166	2,498	46.44	53.56
5	13	2016	6	17	4,663	7.59	117	61,428	2,127	2,536	45.61	54.39
8	5	2016	6	18	4,663	7.59	118	61,428	2,032	2,631	43.58	56.42

MO	DY	YR	DAY OF WK	HR	HR VOL	PERCENT OF AADT	HOUR NUMBER	AADT	EAST VOLUME	WEST VOLUME	PERCENT EAST IS OF TOTAL VOLUME	PERCENT WEST IS OF TOTAL VOLUME
7	29	2016	6	17	4,661	7.59	119	61,428	2,024	2,637	43.42	56.58
9	19	2016	2	17	4,660	7.59	120	61,428	2,212	2,448	47.47	52.53
2	25	2016	5	17	4,659	7.58	121	61,428	2,120	2,539	45.50	54.50
12	7	2016	4	16	4,659	7.58	122	61,428	2,261	2,398	48.53	51.47
6	13	2016	2	18	4,657	7.58	123	61,428	2,025	2,632	43.48	56.52
6	22	2016	4	17	4,656	7.58	124	61,428	2,059	2,597	44.22	55.78
11	16	2016	4	17	4,656	7.58	125	61,428	2,126	2,530	45.66	54.34
1	8	2016	6	17	4,655	7.58	126	61,428	2,081	2,574	44.70	55.30
6	14	2016	3	17	4,655	7.58	127	61,428	2,084	2,571	44.77	55.23
4	28	2016	5	18	4,653	7.57	128	61,428	1,980	2,673	42.55	57.45
9	30	2016	6	15	4,653	7.57	129	61,428	2,201	2,452	47.30	52.70
10	11	2016	3	17	4,653	7.57	130	61,428	2,114	2,539	45.43	54.57
9	21	2016	4	17	4,652	7.57	131	61,428	2,166	2,486	46.56	53.44
9	30	2016	6	18	4,652	7.57	132	61,428	2,062	2,590	44.33	55.67
9	8	2016	5	18	4,651	7.57	133	61,428	1,924	2,727	41.37	58.63
9	23	2016	6	16	4,651	7.57	134	61,428	2,120	2,531	45.58	54.42
12	16	2016	6	16	4,651	7.57	135	61,428	2,113	2,538	45.43	54.57
9	16	2016	6	16	4,650	7.57	136	61,428	2,146	2,504	46.15	53.85
7	21	2016	5	16	4,648	7.57	137	61,428	2,104	2,544	45.27	54.73
8	19	2016	6	16	4,643	7.56	138	61,428	1,899	2,744	40.90	59.10
1	29	2016	6	16	4,642	7.56	139	61,428	2,206	2,436	47.52	52.48
2	18	2016	5	17	4,642	7.56	140	61,428	2,191	2,451	47.20	52.80
5	13	2016	6	16	4,642	7.56	141	61,428	2,151	2,491	46.34	53.66
8	11	2016	5	16	4,638	7.55	142	61,428	2,107	2,531	45.43	54.57
10	27	2016	5	17	4,638	7.55	143	61,428	1,981	2,657	42.71	57.29
6	10	2016	6	15	4,637	7.55	144	61,428	2,253	2,384	48.59	51.41
10	21	2016	6	18	4,637	7.55	145	61,428	2,083	2,554	44.92	55.08
5	12	2016	5	18	4,632	7.54	146	61,428	1,988	2,644	42.92	57.08
4	21	2016	5	18	4,631	7.54	147	61,428	1,982	2,649	42.80	57.20
4	20	2016	4	17	4,630	7.54	148	61,428	2,214	2,416	47.82	52.18
5	16	2016	2	17	4,628	7.53	149	61,428	2,110	2,518	45.59	54.41
7	14	2016	5	18	4,628	7.53	150	61,428	1,815	2,813	39.22	60.78
7	15	2016	6	17	4,628	7.53	151	61,428	2,010	2,618	43.43	56.57
3	4	2016	6	18	4,627	7.53	152	61,428	2,009	2,618	43.42	56.58
5	12	2016	5	17	4,627	7.53	153	61,428	2,152	2,475	46.51	53.49
7	18	2016	2	17	4,626	7.53	154	61,428	2,089	2,537	45.16	54.84
1	15	2016	6	17	4,624	7.53	155	61,428	2,129	2,495	46.04	53.96
6	14	2016	3	18	4,624	7.53	156	61,428	1,926	2,698	41.65	58.35
7	22	2016	6	15	4,624	7.53	157	61,428	2,040	2,584	44.12	55.88
9	2	2016	6	15	4,624	7.53	158	61,428	2,207	2,417	47.73	52.27
8	24	2016	4	17	4,622	7.52	159	61,428	2,107	2,515	45.59	54.41
11	23	2016	4	16	4,622	7.52	160	61,428	2,048	2,574	44.31	55.69
7	1	2016	6	16	4,620	7.52	161	61,428	2,084	2,536	45.11	54.89
7	13	2016	4	18	4,620	7.52	162	61,428	1,893	2,727	40.97	59.03
11	4	2016	6	16	4,620	7.52	163	61,428	2,142	2,478	46.36	53.64
7	8	2016	6	17	4,619	7.52	164	61,428	2,128	2,491	46.07	53.93
4	14	2016	5	18	4,616	7.51	165	61,428	1,944	2,672	42.11	57.89
9	13	2016	3	17	4,614	7.51	166	61,428	2,196	2,418	47.59	52.41
12	20	2016	3	16	4,613	7.51	167	61,428	2,112	2,501	45.78	54.22
12	23	2016	6	14	4,613	7.51	168	61,428	2,240	2,373	48.56	51.44
3	16	2016	4	17	4,612	7.51	169	61,428	2,063	2,549	44.73	55.27

MO	DY	YR	DAY OF WK	HR	HR VOL	PERCENT OF AADT	HOUR NUMBER	AADT	EAST VOLUME	WEST VOLUME	PERCENT EAST IS OF TOTAL VOLUME	PERCENT WEST IS OF TOTAL VOLUME
5	27	2016	6	17	4,612	7.51	170	61,428	2,134	2,478	46.27	53.73
8	16	2016	3	18	4,612	7.51	171	61,428	1,953	2,659	42.35	57.65
6	6	2016	2	17	4,611	7.51	172	61,428	2,052	2,559	44.50	55.50
9	22	2016	5	17	4,611	7.51	173	61,428	2,065	2,546	44.78	55.22
5	24	2016	3	17	4,609	7.50	174	61,428	2,113	2,496	45.85	54.15
9	9	2016	6	17	4,609	7.50	175	61,428	2,133	2,476	46.28	53.72
11	8	2016	3	17	4,608	7.50	176	61,428	2,090	2,518	45.36	54.64
12	14	2016	4	16	4,608	7.50	177	61,428	2,114	2,494	45.88	54.12
6	21	2016	3	16	4,607	7.50	178	61,428	2,145	2,462	46.56	53.44
9	16	2016	6	18	4,607	7.50	179	61,428	2,092	2,515	45.41	54.59
10	20	2016	5	18	4,607	7.50	180	61,428	1,986	2,621	43.11	56.89
8	25	2016	5	18	4,606	7.50	181	61,428	1,762	2,844	38.25	61.75
8	17	2016	4	17	4,604	7.49	182	61,428	2,105	2,499	45.72	54.28
6	29	2016	4	18	4,603	7.49	183	61,428	1,963	2,640	42.65	57.35
7	5	2016	3	16	4,603	7.49	184	61,428	2,054	2,549	44.62	55.38
10	13	2016	5	17	4,601	7.49	185	61,428	1,968	2,633	42.77	57.23
2	11	2016	5	17	4,600	7.49	186	61,428	2,146	2,454	46.65	53.35
4	7	2016	5	17	4,598	7.49	187	61,428	2,072	2,526	45.06	54.94
7	26	2016	3	17	4,598	7.49	188	61,428	1,956	2,642	42.54	57.46
10	4	2016	3	18	4,598	7.49	189	61,428	2,012	2,586	43.76	56.24
11	11	2016	6	16	4,598	7.49	190	61,428	2,052	2,546	44.63	55.37
4	15	2016	6	18	4,596	7.48	191	61,428	2,130	2,466	46.34	53.66
9	1	2016	5	16	4,596	7.48	192	61,428	2,159	2,437	46.98	53.02
9	6	2016	3	18	4,596	7.48	193	61,428	2,064	2,532	44.91	55.09
12	15	2016	5	16	4,596	7.48	194	61,428	2,023	2,573	44.02	55.98
3	10	2016	5	17	4,594	7.48	195	61,428	2,063	2,531	44.91	55.09
7	8	2016	6	18	4,594	7.48	196	61,428	2,150	2,444	46.80	53.20
11	18	2016	6	16	4,593	7.48	197	61,428	2,105	2,488	45.83	54.17
4	27	2016	4	17	4,592	7.48	198	61,428	2,128	2,464	46.34	53.66
5	17	2016	3	17	4,592	7.48	199	61,428	2,102	2,490	45.78	54.22
8	20	2016	7	13	4,592	7.48	200	61,428	2,646	1,946	57.62	42.38



AADT= 64,797      K 30 FACTOR= 9.62      K 100 FACTOR= 9.30      K 200 FACTOR= 9.07      D 30 FACTOR= 59.83



MO	DY	YR	DAY OF WK	HR	HR VOL	PERCENT OF AADT	HOUR NUMBER	AADT	NORTH VOLUME	SOUTH VOLUME	PERCENT NORTH IS OF TOTAL VOLUME	PERCENT SOUTH IS OF TOTAL VOLUME
3	3	2016	5	16	6,963	10.75	1	64,797	3,367	3,596	48.36	51.64
3	3	2016	5	17	6,878	10.61	2	64,797	3,053	3,825	44.39	55.61
7	29	2016	6	16	6,526	10.07	3	64,797	2,869	3,657	43.96	56.04
6	16	2016	5	17	6,489	10.01	4	64,797	2,794	3,695	43.06	56.94
5	26	2016	5	17	6,420	9.91	5	64,797	2,464	3,956	38.38	61.62
3	24	2016	5	17	6,409	9.89	6	64,797	2,407	4,002	37.56	62.44
6	15	2016	4	16	6,407	9.89	7	64,797	2,554	3,853	39.86	60.14
6	15	2016	4	18	6,394	9.87	8	64,797	2,648	3,746	41.41	58.59
9	29	2016	5	17	6,378	9.84	9	64,797	2,577	3,801	40.40	59.60
2	25	2016	5	17	6,374	9.84	10	64,797	2,399	3,975	37.64	62.36
6	10	2016	6	17	6,352	9.80	11	64,797	2,574	3,778	40.52	59.48
9	15	2016	5	17	6,342	9.79	12	64,797	2,516	3,826	39.67	60.33
4	21	2016	5	17	6,323	9.76	13	64,797	2,348	3,975	37.13	62.87
8	4	2016	5	17	6,315	9.75	14	64,797	2,586	3,729	40.95	59.05
5	25	2016	4	17	6,312	9.74	15	64,797	2,491	3,821	39.46	60.54
6	9	2016	5	17	6,306	9.73	16	64,797	2,552	3,754	40.47	59.53

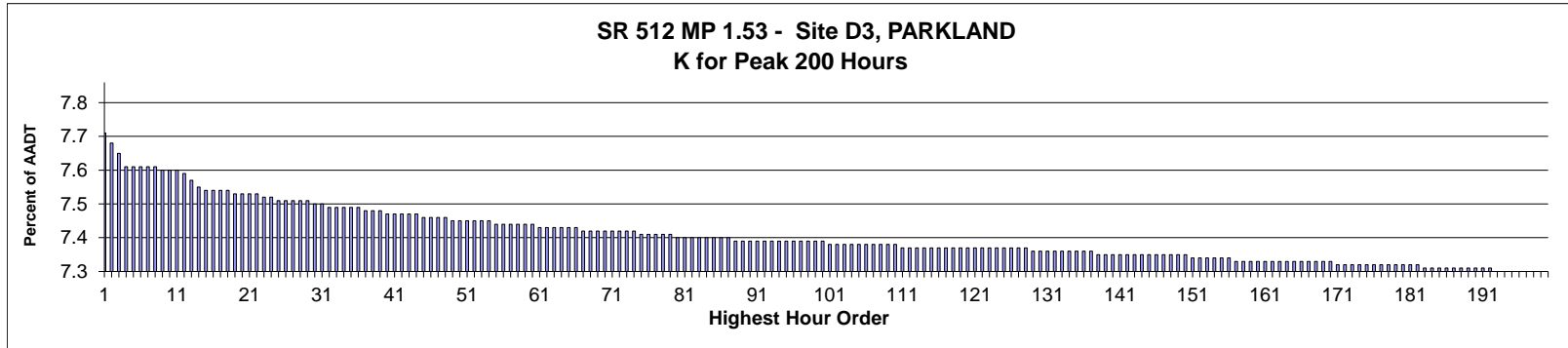
MO	DY	YR	DAY OF WK	HR	HR VOL	PERCENT OF AADT	HOUR NUMBER	AADT	NORTH VOLUME	SOUTH VOLUME	PERCENT NORTH IS OF TOTAL VOLUME	PERCENT SOUTH IS OF TOTAL VOLUME
6	1	2016	4	17	6,291	9.71	17	64,797	2,273	4,018	36.13	63.87
8	25	2016	5	17	6,285	9.70	18	64,797	2,701	3,584	42.98	57.02
7	13	2016	4	18	6,284	9.70	19	64,797	2,651	3,633	42.19	57.81
6	8	2016	4	18	6,274	9.68	20	64,797	2,754	3,520	43.90	56.10
7	20	2016	4	17	6,261	9.66	21	64,797	2,400	3,861	38.33	61.67
10	27	2016	5	17	6,257	9.66	22	64,797	2,524	3,733	40.34	59.66
11	17	2016	5	18	6,255	9.65	23	64,797	2,630	3,625	42.05	57.95
10	6	2016	5	17	6,254	9.65	24	64,797	2,332	3,922	37.29	62.71
9	22	2016	5	17	6,253	9.65	25	64,797	2,452	3,801	39.21	60.79
10	12	2016	4	17	6,243	9.63	26	64,797	2,396	3,847	38.38	61.62
4	28	2016	5	17	6,241	9.63	27	64,797	2,436	3,805	39.03	60.97
5	20	2016	6	17	6,237	9.63	28	64,797	2,368	3,869	37.97	62.03
5	18	2016	4	17	6,234	9.62	29	64,797	2,380	3,854	38.18	61.82
6	9	2016	5	16	6,233	9.62	30	64,797	2,504	3,729	40.17	59.83
7	21	2016	5	17	6,233	9.62	31	64,797	2,368	3,865	37.99	62.01
3	21	2016	2	17	6,232	9.62	32	64,797	2,287	3,945	36.70	63.30
2	24	2016	4	17	6,230	9.61	33	64,797	2,329	3,901	37.38	62.62
6	14	2016	3	17	6,219	9.60	34	64,797	2,386	3,833	38.37	61.63
11	16	2016	4	17	6,211	9.59	35	64,797	2,358	3,853	37.96	62.04
6	15	2016	4	17	6,202	9.57	36	64,797	2,367	3,835	38.17	61.83
6	8	2016	4	17	6,200	9.57	37	64,797	2,367	3,833	38.18	61.82
5	20	2016	6	16	6,197	9.56	38	64,797	2,341	3,856	37.78	62.22
8	2	2016	3	17	6,190	9.55	39	64,797	2,357	3,833	38.08	61.92
6	30	2016	5	17	6,187	9.55	40	64,797	2,402	3,785	38.82	61.18
6	16	2016	5	16	6,179	9.54	41	64,797	2,582	3,597	41.79	58.21
4	14	2016	5	17	6,177	9.53	42	64,797	2,346	3,831	37.98	62.02
10	20	2016	5	17	6,171	9.52	43	64,797	2,328	3,843	37.72	62.28
10	19	2016	4	17	6,169	9.52	44	64,797	2,397	3,772	38.86	61.14
9	21	2016	4	17	6,161	9.51	45	64,797	2,330	3,831	37.82	62.18
11	3	2016	5	17	6,160	9.51	46	64,797	2,369	3,791	38.46	61.54
11	17	2016	5	17	6,158	9.50	47	64,797	2,519	3,639	40.91	59.09
10	28	2016	6	17	6,155	9.50	48	64,797	2,407	3,748	39.11	60.89
4	27	2016	4	17	6,154	9.50	49	64,797	2,405	3,749	39.08	60.92
6	29	2016	4	17	6,154	9.50	50	64,797	2,404	3,750	39.06	60.94
9	19	2016	2	17	6,154	9.50	51	64,797	2,192	3,962	35.62	64.38
5	26	2016	5	18	6,145	9.48	52	64,797	2,457	3,688	39.98	60.02
6	28	2016	3	17	6,145	9.48	53	64,797	2,316	3,829	37.69	62.31
7	21	2016	5	16	6,145	9.48	54	64,797	2,387	3,758	38.84	61.16
9	16	2016	6	17	6,145	9.48	55	64,797	2,385	3,760	38.81	61.19
5	12	2016	5	17	6,144	9.48	56	64,797	2,314	3,830	37.66	62.34
6	16	2016	5	18	6,143	9.48	57	64,797	2,825	3,318	45.99	54.01
9	8	2016	5	17	6,140	9.48	58	64,797	2,364	3,776	38.50	61.50
3	17	2016	5	17	6,135	9.47	59	64,797	2,320	3,815	37.82	62.18
5	11	2016	4	17	6,134	9.47	60	64,797	2,237	3,897	36.47	63.53
3	16	2016	4	17	6,129	9.46	61	64,797	2,332	3,797	38.05	61.95
8	3	2016	4	17	6,129	9.46	62	64,797	2,268	3,861	37.00	63.00
7	19	2016	3	17	6,127	9.46	63	64,797	2,362	3,765	38.55	61.45
11	18	2016	6	17	6,127	9.46	64	64,797	2,558	3,569	41.75	58.25
9	14	2016	4	17	6,126	9.45	65	64,797	2,273	3,853	37.10	62.90
8	17	2016	4	18	6,123	9.45	66	64,797	2,442	3,681	39.88	60.12
6	7	2016	3	17	6,119	9.44	67	64,797	2,260	3,859	36.93	63.07



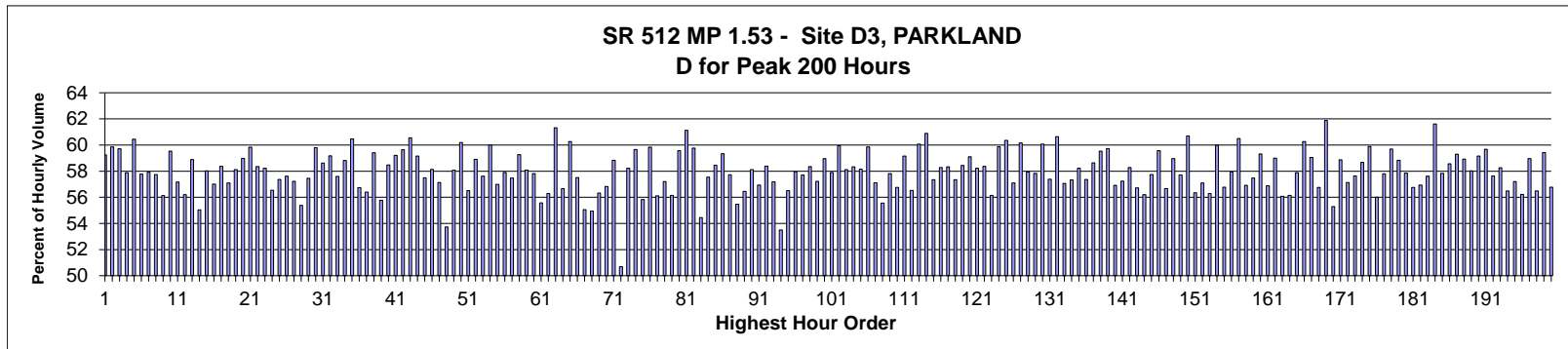
MO	DY	YR	DAY OF WK	HR	HR VOL	PERCENT OF AADT	HOUR NUMBER	AADT	NORTH VOLUME	SOUTH VOLUME	PERCENT NORTH IS OF TOTAL VOLUME	PERCENT SOUTH IS OF TOTAL VOLUME
5	24	2016	3	17	6,117	9.44	68	64,797	2,264	3,853	37.01	62.99
7	14	2016	5	17	6,114	9.44	69	64,797	2,432	3,682	39.78	60.22
8	25	2016	5	16	6,114	9.44	70	64,797	2,512	3,602	41.09	58.91
11	18	2016	6	16	6,113	9.43	71	64,797	2,342	3,771	38.31	61.69
9	13	2016	3	17	6,111	9.43	72	64,797	2,316	3,795	37.90	62.10
9	20	2016	3	17	6,110	9.43	73	64,797	2,303	3,807	37.69	62.31
3	22	2016	3	17	6,107	9.42	74	64,797	2,201	3,906	36.04	63.96
12	15	2016	5	17	6,105	9.42	75	64,797	2,589	3,516	42.41	57.59
8	24	2016	4	18	6,104	9.42	76	64,797	2,372	3,732	38.86	61.14
2	4	2016	5	17	6,100	9.41	77	64,797	2,240	3,860	36.72	63.28
6	2	2016	5	17	6,100	9.41	78	64,797	2,430	3,670	39.84	60.16
6	22	2016	4	17	6,100	9.41	79	64,797	2,330	3,770	38.20	61.80
9	23	2016	6	17	6,091	9.40	80	64,797	2,423	3,668	39.78	60.22
12	14	2016	4	17	6,082	9.39	81	64,797	2,451	3,631	40.30	59.70
7	27	2016	4	17	6,081	9.38	82	64,797	2,257	3,824	37.12	62.88
7	29	2016	6	17	6,081	9.38	83	64,797	2,483	3,598	40.83	59.17
3	30	2016	4	17	6,079	9.38	84	64,797	2,226	3,853	36.62	63.38
5	19	2016	5	17	6,073	9.37	85	64,797	2,316	3,757	38.14	61.86
1	14	2016	5	17	6,066	9.36	86	64,797	2,350	3,716	38.74	61.26
1	28	2016	5	17	6,061	9.35	87	64,797	2,265	3,796	37.37	62.63
8	31	2016	4	17	6,061	9.35	88	64,797	2,223	3,838	36.68	63.32
8	17	2016	4	17	6,060	9.35	89	64,797	2,351	3,709	38.80	61.20
9	28	2016	4	17	6,058	9.35	90	64,797	2,329	3,729	38.45	61.55
4	20	2016	4	17	6,057	9.35	91	64,797	2,271	3,786	37.49	62.51
10	11	2016	3	17	6,057	9.35	92	64,797	2,251	3,806	37.16	62.84
9	26	2016	2	17	6,055	9.34	93	64,797	2,134	3,921	35.24	64.76
6	13	2016	2	17	6,053	9.34	94	64,797	2,320	3,733	38.33	61.67
12	1	2016	5	17	6,048	9.33	95	64,797	2,382	3,666	39.38	60.62
9	1	2016	5	18	6,047	9.33	96	64,797	2,395	3,652	39.61	60.39
3	10	2016	5	17	6,041	9.32	97	64,797	2,411	3,630	39.91	60.09
8	11	2016	5	16	6,040	9.32	98	64,797	2,283	3,757	37.80	62.20
6	9	2016	5	18	6,036	9.32	99	64,797	2,633	3,403	43.62	56.38
5	10	2016	3	17	6,028	9.30	100	64,797	2,229	3,799	36.98	63.02
7	26	2016	3	17	6,028	9.30	101	64,797	2,324	3,704	38.55	61.45
6	10	2016	6	16	6,023	9.30	102	64,797	2,366	3,657	39.28	60.72
3	8	2016	3	17	6,020	9.29	103	64,797	2,188	3,832	36.35	63.65
5	31	2016	3	17	6,019	9.29	104	64,797	2,067	3,952	34.34	65.66
3	31	2016	5	17	6,017	9.29	105	64,797	2,276	3,741	37.83	62.17
4	7	2016	5	17	6,013	9.28	106	64,797	2,271	3,742	37.77	62.23
2	17	2016	4	17	6,011	9.28	107	64,797	2,195	3,816	36.52	63.48
9	15	2016	5	18	6,011	9.28	108	64,797	2,463	3,548	40.97	59.03
8	16	2016	3	17	6,009	9.27	109	64,797	2,199	3,810	36.60	63.40
9	30	2016	6	16	6,008	9.27	110	64,797	2,481	3,527	41.29	58.71
10	18	2016	3	17	6,006	9.27	111	64,797	2,188	3,818	36.43	63.57
5	23	2016	2	17	6,005	9.27	112	64,797	2,194	3,811	36.54	63.46
12	16	2016	6	17	6,004	9.27	113	64,797	2,383	3,621	39.69	60.31
6	21	2016	3	17	6,003	9.26	114	64,797	2,275	3,728	37.90	62.10
7	13	2016	4	17	6,003	9.26	115	64,797	2,370	3,633	39.48	60.52
7	7	2016	5	17	5,997	9.26	116	64,797	2,332	3,665	38.89	61.11
3	1	2016	3	17	5,996	9.25	117	64,797	2,074	3,922	34.59	65.41
11	4	2016	6	17	5,994	9.25	118	64,797	2,371	3,623	39.56	60.44

MO	DY	YR	DAY OF WK	HR	HR VOL	PERCENT OF AADT	HOUR NUMBER	AADT	NORTH VOLUME	SOUTH VOLUME	PERCENT NORTH IS OF TOTAL VOLUME	PERCENT SOUTH IS OF TOTAL VOLUME
10	21	2016	6	17	5,992	9.25	119	64,797	2,485	3,507	41.47	58.53
8	30	2016	3	17	5,988	9.24	120	64,797	2,245	3,743	37.49	62.51
1	8	2016	6	17	5,987	9.24	121	64,797	2,302	3,685	38.45	61.55
8	10	2016	4	17	5,986	9.24	122	64,797	2,215	3,771	37.00	63.00
4	13	2016	4	17	5,985	9.24	123	64,797	2,179	3,806	36.41	63.59
11	8	2016	3	17	5,982	9.23	124	64,797	2,259	3,723	37.76	62.24
2	12	2016	6	17	5,981	9.23	125	64,797	2,240	3,741	37.45	62.55
2	18	2016	5	17	5,981	9.23	126	64,797	2,185	3,796	36.53	63.47
10	12	2016	4	18	5,981	9.23	127	64,797	2,417	3,564	40.41	59.59
12	8	2016	5	17	5,979	9.23	128	64,797	2,372	3,607	39.67	60.33
9	6	2016	3	17	5,973	9.22	129	64,797	2,257	3,716	37.79	62.21
3	29	2016	3	17	5,972	9.22	130	64,797	2,247	3,725	37.63	62.37
10	6	2016	5	18	5,972	9.22	131	64,797	2,368	3,604	39.65	60.35
8	24	2016	4	17	5,970	9.21	132	64,797	2,260	3,710	37.86	62.14
9	30	2016	6	17	5,970	9.21	133	64,797	2,545	3,425	42.63	57.37
10	5	2016	4	17	5,970	9.21	134	64,797	2,240	3,730	37.52	62.48
6	23	2016	5	18	5,968	9.21	135	64,797	2,564	3,404	42.96	57.04
10	4	2016	3	18	5,968	9.21	136	64,797	2,331	3,637	39.06	60.94
4	26	2016	3	17	5,967	9.21	137	64,797	2,195	3,772	36.79	63.21
7	12	2016	3	16	5,966	9.21	138	64,797	2,166	3,800	36.31	63.69
8	4	2016	5	18	5,966	9.21	139	64,797	2,570	3,396	43.08	56.92
11	2	2016	4	17	5,966	9.21	140	64,797	2,197	3,769	36.83	63.17
7	25	2016	2	17	5,963	9.20	141	64,797	2,219	3,744	37.21	62.79
4	19	2016	3	17	5,959	9.20	142	64,797	2,171	3,788	36.43	63.57
1	29	2016	6	17	5,956	9.19	143	64,797	2,210	3,746	37.11	62.89
6	3	2016	6	17	5,954	9.19	144	64,797	2,254	3,700	37.86	62.14
10	31	2016	2	17	5,950	9.18	145	64,797	2,210	3,740	37.14	62.86
5	26	2016	5	16	5,949	9.18	146	64,797	2,278	3,671	38.29	61.71
6	2	2016	5	18	5,949	9.18	147	64,797	2,513	3,436	42.24	57.76
8	9	2016	3	17	5,947	9.18	148	64,797	2,241	3,706	37.68	62.32
11	17	2016	5	16	5,943	9.17	149	64,797	2,194	3,749	36.92	63.08
1	6	2016	4	17	5,942	9.17	150	64,797	2,206	3,736	37.13	62.87
9	22	2016	5	16	5,941	9.17	151	64,797	2,286	3,655	38.48	61.52
12	14	2016	4	16	5,939	9.17	152	64,797	2,276	3,663	38.32	61.68
5	19	2016	5	16	5,938	9.16	153	64,797	2,213	3,725	37.27	62.73
6	24	2016	6	17	5,938	9.16	154	64,797	2,534	3,404	42.67	57.33
4	6	2016	4	17	5,937	9.16	155	64,797	2,020	3,917	34.02	65.98
9	1	2016	5	16	5,937	9.16	156	64,797	2,267	3,670	38.18	61.82
10	20	2016	5	16	5,936	9.16	157	64,797	2,092	3,844	35.24	64.76
9	27	2016	3	17	5,934	9.16	158	64,797	2,212	3,722	37.28	62.72
2	23	2016	3	17	5,933	9.16	159	64,797	2,179	3,754	36.73	63.27
5	17	2016	3	17	5,933	9.16	160	64,797	2,198	3,735	37.05	62.95
5	16	2016	2	17	5,931	9.15	161	64,797	2,223	3,708	37.48	62.52
6	30	2016	5	16	5,929	9.15	162	64,797	2,459	3,470	41.47	58.53
7	18	2016	2	17	5,928	9.15	163	64,797	2,216	3,712	37.38	62.62
4	20	2016	4	16	5,923	9.14	164	64,797	2,056	3,867	34.71	65.29
5	19	2016	5	18	5,920	9.14	165	64,797	2,298	3,622	38.82	61.18
10	19	2016	4	18	5,919	9.13	166	64,797	2,408	3,511	40.68	59.32
1	7	2016	5	17	5,918	9.13	167	64,797	2,242	3,676	37.88	62.12
1	15	2016	6	17	5,916	9.13	168	64,797	2,246	3,670	37.96	62.04
7	6	2016	4	17	5,912	9.12	169	64,797	2,181	3,731	36.89	63.11

MO	DY	YR	DAY OF WK	HR	HR VOL	PERCENT OF AADT	HOUR NUMBER	AADT	NORTH VOLUME	SOUTH VOLUME	PERCENT NORTH IS OF TOTAL VOLUME	PERCENT SOUTH IS OF TOTAL VOLUME
8	1	2016	2	17	5,911	9.12	170	64,797	2,325	3,586	39.33	60.67
5	13	2016	6	17	5,910	9.12	171	64,797	2,282	3,628	38.61	61.39
2	26	2016	6	16	5,909	9.12	172	64,797	2,237	3,672	37.86	62.14
8	8	2016	2	17	5,909	9.12	173	64,797	2,248	3,661	38.04	61.96
9	15	2016	5	16	5,907	9.12	174	64,797	2,199	3,708	37.23	62.77
3	15	2016	3	17	5,906	9.11	175	64,797	2,192	3,714	37.11	62.89
1	20	2016	4	17	5,904	9.11	176	64,797	2,246	3,658	38.04	61.96
3	3	2016	5	18	5,903	9.11	177	64,797	2,495	3,408	42.27	57.73
1	22	2016	6	17	5,902	9.11	178	64,797	2,314	3,588	39.21	60.79
5	13	2016	6	16	5,897	9.10	179	64,797	2,331	3,566	39.53	60.47
7	22	2016	6	17	5,897	9.10	180	64,797	2,378	3,519	40.33	59.67
11	3	2016	5	18	5,895	9.10	181	64,797	2,450	3,445	41.56	58.44
11	9	2016	4	18	5,895	9.10	182	64,797	2,415	3,480	40.97	59.03
8	31	2016	4	18	5,894	9.10	183	64,797	2,327	3,567	39.48	60.52
11	29	2016	3	17	5,890	9.09	184	64,797	2,257	3,633	38.32	61.68
12	7	2016	4	16	5,890	9.09	185	64,797	2,245	3,645	38.12	61.88
6	6	2016	2	17	5,889	9.09	186	64,797	2,224	3,665	37.77	62.23
6	29	2016	4	18	5,889	9.09	187	64,797	2,473	3,416	41.99	58.01
7	14	2016	5	18	5,888	9.09	188	64,797	2,584	3,304	43.89	56.11
7	26	2016	3	16	5,886	9.08	189	64,797	2,303	3,583	39.13	60.87
8	15	2016	2	17	5,883	9.08	190	64,797	2,184	3,699	37.12	62.88
2	9	2016	3	17	5,879	9.07	191	64,797	2,210	3,669	37.59	62.41
7	15	2016	6	17	5,879	9.07	192	64,797	2,493	3,386	42.41	57.59
9	21	2016	4	18	5,879	9.07	193	64,797	2,394	3,485	40.72	59.28
6	21	2016	3	16	5,878	9.07	194	64,797	2,280	3,598	38.79	61.21
6	3	2016	6	16	5,877	9.07	195	64,797	2,243	3,634	38.17	61.83
6	8	2016	4	16	5,876	9.07	196	64,797	2,260	3,616	38.46	61.54
5	25	2016	4	18	5,875	9.07	197	64,797	2,503	3,372	42.60	57.40
8	18	2016	5	18	5,875	9.07	198	64,797	2,627	3,248	44.71	55.29
9	8	2016	5	16	5,875	9.07	199	64,797	2,220	3,655	37.79	62.21
11	28	2016	2	17	5,875	9.07	200	64,797	2,259	3,616	38.45	61.55



AADT= 91,316      K 30 FACTOR= 7.54      K 100 FACTOR= 7.43      K 200 FACTOR= 7.34      D 30 FACTOR= 59.80



MO	DY	YR	DAY OF WK	HR	HR VOL	PERCENT OF AADT	HOUR NUMBER	AADT	EAST VOLUME	WEST VOLUME	PERCENT IS OF TOTAL VOLUME	PERCENT IS OF TOTAL VOLUME
3	15	2016	3	16	7,075	7.75	1	91,316	4,192	2,883	59.25	40.75
9	28	2016	4	8	7,054	7.72	2	91,316	2,832	4,222	40.15	59.85
3	8	2016	3	17	7,021	7.69	3	91,316	4,192	2,829	59.71	40.29
3	25	2016	6	16	6,989	7.65	4	91,316	4,045	2,944	57.88	42.12
4	13	2016	4	8	6,989	7.65	5	91,316	2,764	4,225	39.55	60.45
4	14	2016	5	16	6,989	7.65	6	91,316	4,038	2,951	57.78	42.22
2	25	2016	5	8	6,987	7.65	7	91,316	2,940	4,047	42.08	57.92
3	18	2016	6	15	6,987	7.65	8	91,316	4,034	2,953	57.74	42.26
3	17	2016	5	15	6,979	7.64	9	91,316	3,917	3,062	56.13	43.87
2	23	2016	3	17	6,978	7.64	10	91,316	4,154	2,824	59.53	40.47
5	17	2016	3	17	6,974	7.64	11	91,316	3,986	2,988	57.16	42.84
5	26	2016	5	16	6,967	7.63	12	91,316	3,916	3,051	56.21	43.79
2	18	2016	5	17	6,949	7.61	13	91,316	4,092	2,857	58.89	41.11
4	15	2016	6	15	6,932	7.59	14	91,316	3,815	3,117	55.03	44.97
4	6	2016	4	16	6,925	7.58	15	91,316	4,018	2,907	58.02	41.98
5	18	2016	4	16	6,923	7.58	16	91,316	3,947	2,976	57.01	42.99

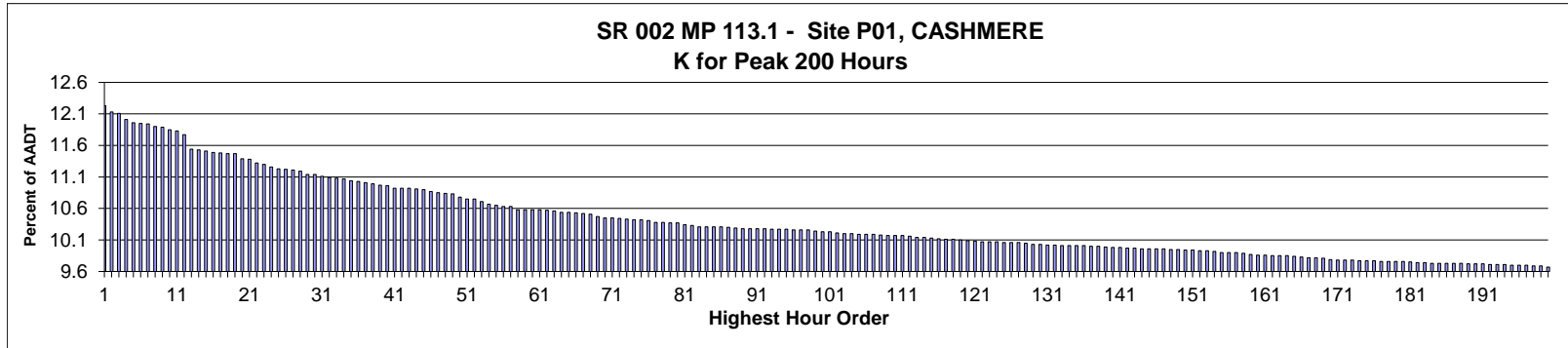
MO	DY	YR	DAY OF WK	HR	HR VOL	PERCENT OF AADT	HOUR NUMBER	AADT	EAST VOLUME	WEST VOLUME	PERCENT IS OF TOTAL VOLUME	PERCENT WEST IS OF TOTAL VOLUME
2	2	2016	3	16	6,921	7.58	17	91,316	4,040	2,881	58.37	41.63
10	3	2016	2	8	6,920	7.58	18	91,316	2,969	3,951	42.90	57.10
2	5	2016	6	16	6,912	7.57	19	91,316	4,017	2,895	58.12	41.88
2	16	2016	3	16	6,911	7.57	20	91,316	4,076	2,835	58.98	41.02
5	24	2016	3	8	6,911	7.57	21	91,316	2,776	4,135	40.17	59.83
10	6	2016	5	8	6,910	7.57	22	91,316	2,878	4,032	41.65	58.35
3	3	2016	5	16	6,905	7.56	23	91,316	4,020	2,885	58.22	41.78
4	14	2016	5	17	6,904	7.56	24	91,316	3,904	3,000	56.55	43.45
5	16	2016	2	17	6,897	7.55	25	91,316	3,957	2,940	57.37	42.63
4	12	2016	3	16	6,894	7.55	26	91,316	3,972	2,922	57.62	42.38
5	24	2016	3	17	6,894	7.55	27	91,316	3,945	2,949	57.22	42.78
4	29	2016	6	15	6,892	7.55	28	91,316	3,817	3,075	55.38	44.62
5	25	2016	4	16	6,891	7.55	29	91,316	3,959	2,932	57.45	42.55
5	25	2016	4	8	6,886	7.54	30	91,316	2,768	4,118	40.20	59.80
10	12	2016	4	16	6,883	7.54	31	91,316	4,034	2,849	58.61	41.39
1	20	2016	4	17	6,879	7.53	32	91,316	4,070	2,809	59.17	40.83
10	20	2016	5	18	6,875	7.53	33	91,316	3,959	2,916	57.59	42.41
10	4	2016	3	8	6,874	7.53	34	91,316	2,831	4,043	41.18	58.82
5	4	2016	4	8	6,873	7.53	35	91,316	2,717	4,156	39.53	60.47
10	21	2016	6	16	6,872	7.53	36	91,316	3,899	2,973	56.74	43.26
5	10	2016	3	16	6,867	7.52	37	91,316	3,873	2,994	56.40	43.60
5	11	2016	4	8	6,867	7.52	38	91,316	2,788	4,079	40.60	59.40
5	18	2016	4	17	6,863	7.52	39	91,316	3,828	3,035	55.78	44.22
9	7	2016	4	8	6,859	7.51	40	91,316	2,848	4,011	41.52	58.48
9	26	2016	2	8	6,859	7.51	41	91,316	2,798	4,061	40.79	59.21
5	17	2016	3	8	6,856	7.51	42	91,316	2,767	4,089	40.36	59.64
1	26	2016	3	17	6,855	7.51	43	91,316	4,151	2,704	60.55	39.45
4	5	2016	3	16	6,854	7.51	44	91,316	4,054	2,800	59.15	40.85
5	17	2016	3	16	6,853	7.50	45	91,316	3,940	2,913	57.49	42.51
4	28	2016	5	16	6,848	7.50	46	91,316	3,981	2,867	58.13	41.87
4	7	2016	5	16	6,847	7.50	47	91,316	3,912	2,935	57.13	42.87
4	15	2016	6	14	6,845	7.50	48	91,316	3,678	3,167	53.73	46.27
4	13	2016	4	16	6,844	7.49	49	91,316	3,976	2,868	58.09	41.91
5	26	2016	5	8	6,840	7.49	50	91,316	2,722	4,118	39.80	60.20
5	25	2016	4	17	6,839	7.49	51	91,316	3,865	2,974	56.51	43.49
9	29	2016	5	8	6,837	7.49	52	91,316	2,809	4,028	41.09	58.91
2	25	2016	5	16	6,836	7.49	53	91,316	3,939	2,897	57.62	42.38
2	29	2016	2	17	6,836	7.49	54	91,316	4,101	2,735	59.99	40.01
11	16	2016	4	18	6,832	7.48	55	91,316	3,893	2,939	56.98	43.02
3	2	2016	4	16	6,831	7.48	56	91,316	3,955	2,876	57.90	42.10
11	17	2016	5	18	6,828	7.48	57	91,316	3,924	2,904	57.47	42.53
5	5	2016	5	8	6,827	7.48	58	91,316	2,781	4,046	40.74	59.26
2	24	2016	4	8	6,826	7.48	59	91,316	2,861	3,965	41.91	58.09
4	27	2016	4	16	6,826	7.48	60	91,316	3,947	2,879	57.82	42.18
3	25	2016	6	15	6,824	7.47	61	91,316	3,793	3,031	55.58	44.42
5	3	2016	3	17	6,823	7.47	62	91,316	3,841	2,982	56.29	43.71
4	28	2016	5	8	6,820	7.47	63	91,316	2,638	4,182	38.68	61.32
5	20	2016	6	16	6,820	7.47	64	91,316	3,864	2,956	56.66	43.34
10	12	2016	4	8	6,820	7.47	65	91,316	2,710	4,110	39.74	60.26
10	20	2016	5	17	6,819	7.47	66	91,316	3,921	2,898	57.50	42.50
4	7	2016	5	15	6,816	7.46	67	91,316	3,753	3,063	55.06	44.94

MO	DY	YR	DAY OF WK	HR	HR VOL	PERCENT OF AADT	HOUR NUMBER	AADT	EAST VOLUME	WEST VOLUME	PERCENT IS OF TOTAL VOLUME	PERCENT WEST IS OF TOTAL VOLUME
5	20	2016	6	15	6,815	7.46	68	91,316	3,744	3,071	54.94	45.06
6	21	2016	3	16	6,813	7.46	69	91,316	3,837	2,976	56.32	43.68
11	18	2016	6	17	6,811	7.46	70	91,316	3,870	2,941	56.82	43.18
3	8	2016	3	16	6,810	7.46	71	91,316	4,006	2,804	58.83	41.17
10	22	2016	7	14	6,810	7.46	72	91,316	3,452	3,358	50.69	49.31
2	8	2016	2	16	6,809	7.46	73	91,316	3,965	2,844	58.23	41.77
6	2	2016	5	8	6,809	7.46	74	91,316	2,747	4,062	40.34	59.66
6	15	2016	4	16	6,806	7.45	75	91,316	3,799	3,007	55.82	44.18
5	19	2016	5	8	6,803	7.45	76	91,316	2,732	4,071	40.16	59.84
5	6	2016	6	15	6,801	7.45	77	91,316	3,817	2,984	56.12	43.88
9	21	2016	4	8	6,801	7.45	78	91,316	2,911	3,890	42.80	57.20
6	20	2016	2	16	6,799	7.45	79	91,316	3,817	2,982	56.14	43.86
2	18	2016	5	16	6,797	7.44	80	91,316	4,048	2,749	59.56	40.44
4	12	2016	3	8	6,797	7.44	81	91,316	2,643	4,154	38.88	61.12
9	22	2016	5	8	6,793	7.44	82	91,316	2,733	4,060	40.23	59.77
10	7	2016	6	15	6,792	7.44	83	91,316	3,698	3,094	54.45	45.55
10	27	2016	5	17	6,792	7.44	84	91,316	3,908	2,884	57.54	42.46
2	29	2016	2	16	6,791	7.44	85	91,316	3,970	2,821	58.46	41.54
3	2	2016	4	8	6,791	7.44	86	91,316	2,762	4,029	40.67	59.33
4	21	2016	5	16	6,790	7.44	87	91,316	3,919	2,871	57.72	42.28
10	10	2016	2	16	6,789	7.43	88	91,316	3,766	3,023	55.47	44.53
11	30	2016	4	18	6,789	7.43	89	91,316	3,833	2,956	56.46	43.54
5	9	2016	2	17	6,787	7.43	90	91,316	3,944	2,843	58.11	41.89
6	2	2016	5	16	6,786	7.43	91	91,316	3,864	2,922	56.94	43.06
3	21	2016	2	16	6,785	7.43	92	91,316	3,961	2,824	58.38	41.62
4	14	2016	5	18	6,785	7.43	93	91,316	3,880	2,905	57.18	42.82
10	22	2016	7	15	6,785	7.43	94	91,316	3,629	3,156	53.49	46.51
4	28	2016	5	17	6,784	7.43	95	91,316	3,833	2,951	56.50	43.50
9	8	2016	5	8	6,784	7.43	96	91,316	2,852	3,932	42.04	57.96
10	5	2016	4	16	6,783	7.43	97	91,316	3,914	2,869	57.70	42.30
2	10	2016	4	17	6,782	7.43	98	91,316	3,957	2,825	58.35	41.65
4	1	2016	6	15	6,782	7.43	99	91,316	3,881	2,901	57.23	42.77
10	11	2016	3	8	6,781	7.43	100	91,316	2,783	3,998	41.04	58.96
5	5	2016	5	17	6,779	7.42	101	91,316	3,926	2,853	57.91	42.09
5	16	2016	2	8	6,778	7.42	102	91,316	2,715	4,063	40.06	59.94
9	29	2016	5	16	6,778	7.42	103	91,316	3,939	2,839	58.11	41.89
4	13	2016	4	17	6,777	7.42	104	91,316	3,953	2,824	58.33	41.67
9	7	2016	4	16	6,777	7.42	105	91,316	3,941	2,836	58.15	41.85
4	26	2016	3	8	6,776	7.42	106	91,316	2,720	4,056	40.14	59.86
2	25	2016	5	17	6,774	7.42	107	91,316	3,869	2,905	57.12	42.88
5	19	2016	5	17	6,774	7.42	108	91,316	3,763	3,011	55.55	44.45
12	28	2016	4	18	6,774	7.42	109	91,316	3,916	2,858	57.81	42.19
5	23	2016	2	16	6,772	7.42	110	91,316	3,843	2,929	56.75	43.25
3	3	2016	5	8	6,771	7.41	111	91,316	2,766	4,005	40.85	59.15
5	13	2016	6	16	6,771	7.41	112	91,316	3,827	2,944	56.52	43.48
4	27	2016	4	8	6,770	7.41	113	91,316	2,703	4,067	39.93	60.07
2	17	2016	4	17	6,768	7.41	114	91,316	4,122	2,646	60.90	39.10
5	26	2016	5	17	6,768	7.41	115	91,316	3,881	2,887	57.34	42.66
10	19	2016	4	16	6,768	7.41	116	91,316	3,944	2,824	58.27	41.73
2	9	2016	3	16	6,766	7.41	117	91,316	3,947	2,819	58.34	41.66
5	31	2016	3	16	6,765	7.41	118	91,316	3,880	2,885	57.35	42.65

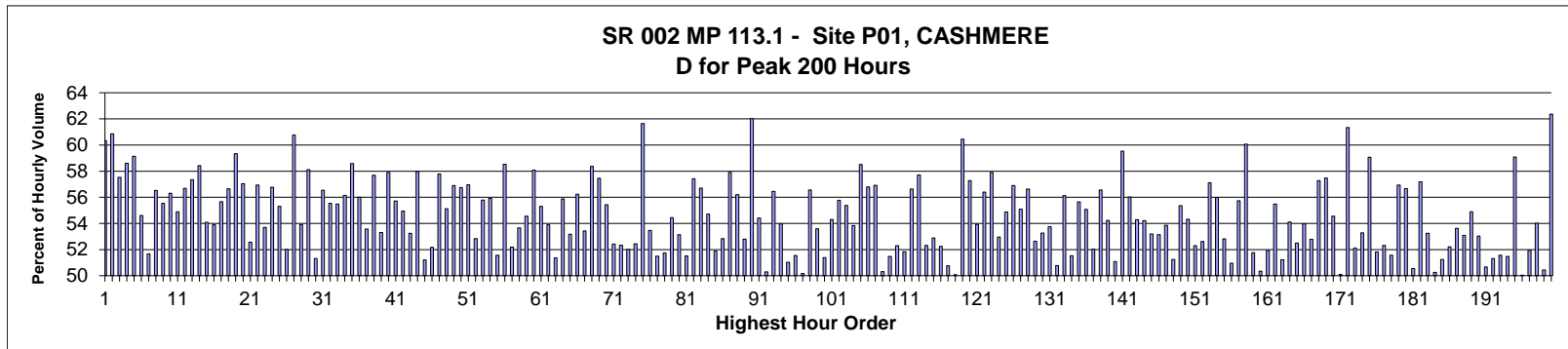
MO	DY	YR	DAY OF WK	HR	HR VOL	PERCENT OF AADT	HOUR NUMBER	AADT	EAST VOLUME	WEST VOLUME	PERCENT IS OF TOTAL VOLUME	PERCENT WEST IS OF TOTAL VOLUME
1	26	2016	3	16	6,764	7.41	119	91,316	3,953	2,811	58.44	41.56
3	15	2016	3	15	6,764	7.41	120	91,316	3,998	2,766	59.11	40.89
9	26	2016	2	17	6,764	7.41	121	91,316	3,938	2,826	58.22	41.78
10	17	2016	2	18	6,764	7.41	122	91,316	3,948	2,816	58.37	41.63
12	13	2016	3	18	6,764	7.41	123	91,316	3,798	2,966	56.15	43.85
4	11	2016	2	8	6,763	7.41	124	91,316	2,713	4,050	40.12	59.88
1	14	2016	5	17	6,762	7.41	125	91,316	4,081	2,681	60.35	39.65
2	23	2016	3	16	6,762	7.41	126	91,316	3,861	2,901	57.10	42.90
4	25	2016	2	8	6,762	7.41	127	91,316	2,694	4,068	39.84	60.16
11	7	2016	2	17	6,762	7.41	128	91,316	3,918	2,844	57.94	42.06
2	4	2016	5	16	6,758	7.40	129	91,316	3,908	2,850	57.83	42.17
4	29	2016	6	8	6,758	7.40	130	91,316	2,699	4,059	39.94	60.06
10	12	2016	4	17	6,757	7.40	131	91,316	3,878	2,879	57.39	42.61
4	19	2016	3	8	6,755	7.40	132	91,316	2,659	4,096	39.36	60.64
9	8	2016	5	16	6,754	7.40	133	91,316	3,854	2,900	57.06	42.94
9	12	2016	2	16	6,754	7.40	134	91,316	3,872	2,882	57.33	42.67
9	19	2016	2	16	6,754	7.40	135	91,316	3,932	2,822	58.22	41.78
4	20	2016	4	16	6,753	7.40	136	91,316	3,874	2,879	57.37	42.63
9	20	2016	3	8	6,753	7.40	137	91,316	2,794	3,959	41.37	58.63
5	2	2016	2	8	6,752	7.39	138	91,316	2,732	4,020	40.46	59.54
5	23	2016	2	8	6,751	7.39	139	91,316	2,719	4,032	40.28	59.72
8	29	2016	2	17	6,751	7.39	140	91,316	3,843	2,908	56.92	43.08
8	22	2016	2	16	6,749	7.39	141	91,316	3,863	2,886	57.24	42.76
12	22	2016	5	17	6,748	7.39	142	91,316	3,932	2,816	58.27	41.73
7	12	2016	3	17	6,747	7.39	143	91,316	3,827	2,920	56.72	43.28
12	20	2016	3	18	6,747	7.39	144	91,316	3,792	2,955	56.20	43.80
3	30	2016	4	17	6,746	7.39	145	91,316	3,895	2,851	57.74	42.26
4	15	2016	6	8	6,746	7.39	146	91,316	2,728	4,018	40.44	59.56
6	7	2016	3	16	6,746	7.39	147	91,316	3,822	2,924	56.66	43.34
2	17	2016	4	16	6,745	7.39	148	91,316	3,977	2,768	58.96	41.04
5	3	2016	3	16	6,745	7.39	149	91,316	3,892	2,853	57.70	42.30
5	10	2016	3	8	6,744	7.39	150	91,316	2,651	4,093	39.31	60.69
4	15	2016	6	16	6,743	7.38	151	91,316	3,800	2,943	56.35	43.65
11	2	2016	4	17	6,741	7.38	152	91,316	3,849	2,892	57.10	42.90
12	14	2016	4	18	6,737	7.38	153	91,316	3,792	2,945	56.29	43.71
4	14	2016	5	8	6,735	7.38	154	91,316	2,696	4,039	40.03	59.97
5	13	2016	6	15	6,735	7.38	155	91,316	3,824	2,911	56.78	43.22
11	28	2016	2	18	6,735	7.38	156	91,316	3,902	2,833	57.94	42.06
1	13	2016	4	17	6,733	7.37	157	91,316	4,073	2,660	60.49	39.51
6	22	2016	4	16	6,733	7.37	158	91,316	3,832	2,901	56.91	43.09
4	11	2016	2	16	6,732	7.37	159	91,316	3,869	2,863	57.47	42.53
9	1	2016	5	8	6,732	7.37	160	91,316	2,739	3,993	40.69	59.31
9	20	2016	3	17	6,732	7.37	161	91,316	3,830	2,902	56.89	43.11
1	14	2016	5	16	6,731	7.37	162	91,316	3,971	2,760	59.00	41.00
9	15	2016	5	16	6,731	7.37	163	91,316	3,775	2,956	56.08	43.92
7	13	2016	4	16	6,730	7.37	164	91,316	3,779	2,951	56.15	43.85
1	28	2016	5	17	6,729	7.37	165	91,316	3,895	2,834	57.88	42.12
3	8	2016	3	8	6,728	7.37	166	91,316	2,673	4,055	39.73	60.27
4	25	2016	2	17	6,728	7.37	167	91,316	3,972	2,756	59.04	40.96
6	15	2016	4	17	6,728	7.37	168	91,316	3,819	2,909	56.76	43.24
11	8	2016	3	8	6,728	7.37	169	91,316	2,565	4,163	38.12	61.88

MO	DY	YR	DAY OF WK	HR	HR VOL	PERCENT OF AADT	HOUR NUMBER	AADT	EAST VOLUME	WEST VOLUME	PERCENT EAST IS OF TOTAL VOLUME	PERCENT WEST IS OF TOTAL VOLUME
9	24	2016	7	15	6,727	7.37	170	91,316	3,719	3,008	55.28	44.72
9	12	2016	2	8	6,725	7.36	171	91,316	2,766	3,959	41.13	58.87
10	5	2016	4	18	6,725	7.36	172	91,316	3,842	2,883	57.13	42.87
2	26	2016	6	8	6,724	7.36	173	91,316	2,849	3,875	42.37	57.63
4	5	2016	3	17	6,723	7.36	174	91,316	3,945	2,778	58.68	41.32
6	14	2016	3	8	6,722	7.36	175	91,316	2,696	4,026	40.11	59.89
6	16	2016	5	16	6,721	7.36	176	91,316	3,764	2,957	56.00	44.00
11	1	2016	3	17	6,721	7.36	177	91,316	3,884	2,837	57.79	42.21
5	12	2016	5	8	6,720	7.36	178	91,316	2,708	4,012	40.30	59.70
2	23	2016	3	8	6,719	7.36	179	91,316	2,766	3,953	41.17	58.83
3	3	2016	5	17	6,719	7.36	180	91,316	3,886	2,833	57.84	42.16
1	15	2016	6	16	6,718	7.36	181	91,316	3,813	2,905	56.76	43.24
9	29	2016	5	18	6,718	7.36	182	91,316	3,825	2,893	56.94	43.06
2	10	2016	4	16	6,716	7.35	183	91,316	3,869	2,847	57.61	42.39
4	21	2016	5	8	6,716	7.35	184	91,316	2,578	4,138	38.39	61.61
12	2	2016	6	17	6,715	7.35	185	91,316	3,883	2,832	57.83	42.17
4	11	2016	2	17	6,713	7.35	186	91,316	3,932	2,781	58.57	41.43
4	26	2016	3	16	6,713	7.35	187	91,316	3,980	2,733	59.29	40.71
9	30	2016	6	8	6,713	7.35	188	91,316	2,758	3,955	41.08	58.92
4	19	2016	3	16	6,712	7.35	189	91,316	3,895	2,817	58.03	41.97
3	29	2016	3	16	6,710	7.35	190	91,316	3,969	2,741	59.15	40.85
1	7	2016	5	16	6,709	7.35	191	91,316	4,003	2,706	59.67	40.33
9	10	2016	7	17	6,709	7.35	192	91,316	3,867	2,842	57.64	42.36
4	4	2016	2	16	6,706	7.34	193	91,316	3,907	2,799	58.26	41.74
5	9	2016	2	16	6,704	7.34	194	91,316	3,787	2,917	56.49	43.51
2	25	2016	5	18	6,703	7.34	195	91,316	3,834	2,869	57.20	42.80
3	18	2016	6	14	6,701	7.34	196	91,316	3,767	2,934	56.22	43.78
10	25	2016	3	18	6,701	7.34	197	91,316	3,950	2,751	58.95	41.05
7	21	2016	5	16	6,700	7.34	198	91,316	3,784	2,916	56.48	43.52
9	15	2016	5	8	6,700	7.34	199	91,316	2,718	3,982	40.57	59.43
9	17	2016	7	15	6,699	7.34	200	91,316	3,804	2,895	56.78	43.22





AADT= 23,628      K 30 FACTOR= 11.14      K 100 FACTOR= 10.23      K 200 FACTOR= 9.67      D 30 FACTOR= 51.31



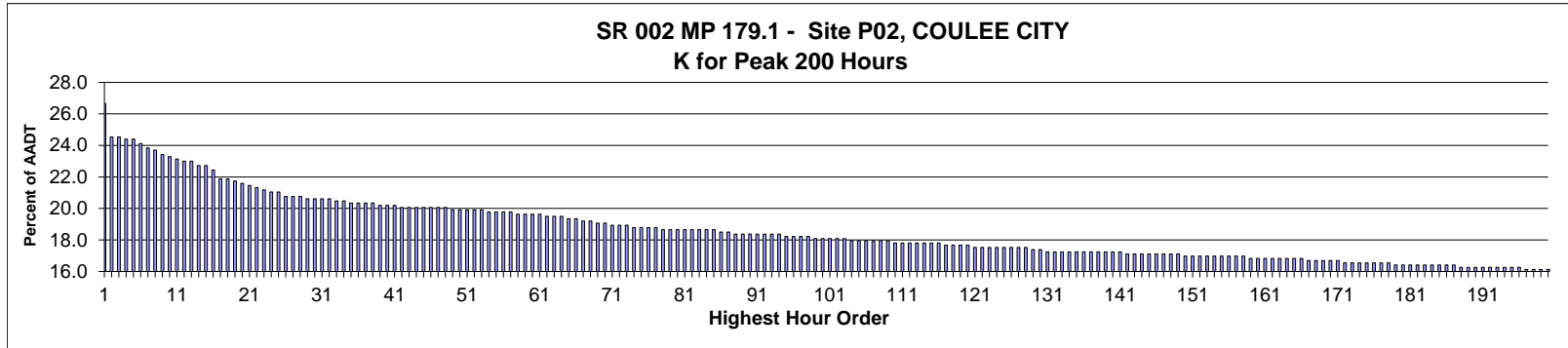
MO	DY	YR	DAY OF WK	HR	HR VOL	PERCENT OF AADT	HOUR NUMBER	AADT	EAST VOLUME	WEST VOLUME	PERCENT EAST IS OF TOTAL VOLUME	PERCENT WEST IS OF TOTAL VOLUME
9	2	2016	6	16	2,889	12.23	1	23,628	1,743	1,146	60.33	39.67
5	27	2016	6	16	2,866	12.13	2	23,628	1,744	1,122	60.85	39.15
9	2	2016	6	17	2,861	12.11	3	23,628	1,646	1,215	57.53	42.47
7	1	2016	6	16	2,838	12.01	4	23,628	1,663	1,175	58.60	41.40
5	27	2016	6	17	2,826	11.96	5	23,628	1,671	1,155	59.13	40.87
8	26	2016	6	16	2,824	11.95	6	23,628	1,542	1,282	54.60	45.40
9	9	2016	6	17	2,821	11.94	7	23,628	1,458	1,363	51.68	48.32
8	19	2016	6	17	2,811	11.90	8	23,628	1,589	1,222	56.53	43.47
6	24	2016	6	17	2,809	11.89	9	23,628	1,560	1,249	55.54	44.46
7	15	2016	6	17	2,799	11.85	10	23,628	1,576	1,223	56.31	43.69
9	9	2016	6	16	2,796	11.83	11	23,628	1,535	1,261	54.90	45.10
8	26	2016	6	17	2,782	11.77	12	23,628	1,577	1,205	56.69	43.31
6	17	2016	6	17	2,726	11.54	13	23,628	1,563	1,163	57.34	42.66
8	12	2016	6	17	2,725	11.53	14	23,628	1,592	1,133	58.42	41.58
7	22	2016	6	16	2,720	11.51	15	23,628	1,471	1,249	54.08	45.92
9	16	2016	6	17	2,715	11.49	16	23,628	1,463	1,252	53.89	46.11

MO	DY	YR	DAY OF WK	HR	HR VOL	PERCENT OF AADT	HOUR NUMBER	AADT	EAST VOLUME	WEST VOLUME	PERCENT IS OF TOTAL VOLUME	PERCENT WEST IS OF TOTAL VOLUME
7	15	2016	6	16	2,713	11.48	17	23,628	1,510	1,203	55.66	44.34
5	6	2016	6	16	2,710	11.47	18	23,628	1,535	1,175	56.64	43.36
7	1	2016	6	17	2,710	11.47	19	23,628	1,608	1,102	59.34	40.66
6	3	2016	6	17	2,691	11.39	20	23,628	1,535	1,156	57.04	42.96
8	5	2016	6	16	2,688	11.38	21	23,628	1,413	1,275	52.57	47.43
8	19	2016	6	16	2,675	11.32	22	23,628	1,523	1,152	56.93	43.07
6	10	2016	6	16	2,669	11.30	23	23,628	1,433	1,236	53.69	46.31
7	22	2016	6	17	2,661	11.26	24	23,628	1,511	1,150	56.78	43.22
7	29	2016	6	16	2,653	11.23	25	23,628	1,467	1,186	55.30	44.70
9	30	2016	6	17	2,651	11.22	26	23,628	1,379	1,272	52.02	47.98
7	17	2016	1	13	2,648	11.21	27	23,628	1,039	1,609	39.24	60.76
6	17	2016	6	16	2,645	11.19	28	23,628	1,426	1,219	53.91	46.09
10	14	2016	6	16	2,633	11.14	29	23,628	1,530	1,103	58.11	41.89
10	7	2016	6	17	2,631	11.14	30	23,628	1,350	1,281	51.31	48.69
7	29	2016	6	17	2,626	11.11	31	23,628	1,485	1,141	56.55	43.45
9	2	2016	6	18	2,620	11.09	32	23,628	1,455	1,165	55.53	44.47
9	23	2016	6	16	2,617	11.08	33	23,628	1,452	1,165	55.48	44.52
7	1	2016	6	15	2,615	11.07	34	23,628	1,468	1,147	56.14	43.86
8	14	2016	1	13	2,608	11.04	35	23,628	1,080	1,528	41.41	58.59
9	30	2016	6	16	2,607	11.03	36	23,628	1,460	1,147	56.00	44.00
10	21	2016	6	16	2,602	11.01	37	23,628	1,394	1,208	53.57	46.43
9	16	2016	6	16	2,597	10.99	38	23,628	1,498	1,099	57.68	42.32
9	23	2016	6	17	2,591	10.97	39	23,628	1,381	1,210	53.30	46.70
6	3	2016	6	16	2,589	10.96	40	23,628	1,499	1,090	57.90	42.10
6	10	2016	6	17	2,581	10.92	41	23,628	1,438	1,143	55.71	44.29
8	12	2016	6	16	2,579	10.92	42	23,628	1,417	1,162	54.94	45.06
10	14	2016	6	17	2,579	10.92	43	23,628	1,373	1,206	53.24	46.76
8	5	2016	6	17	2,577	10.91	44	23,628	1,494	1,083	57.97	42.03
9	9	2016	6	18	2,576	10.90	45	23,628	1,319	1,257	51.20	48.80
6	24	2016	6	16	2,568	10.87	46	23,628	1,340	1,228	52.18	47.82
7	31	2016	1	13	2,563	10.85	47	23,628	1,082	1,481	42.22	57.78
7	8	2016	6	17	2,561	10.84	48	23,628	1,412	1,149	55.13	44.87
7	1	2016	6	18	2,559	10.83	49	23,628	1,456	1,103	56.90	43.10
5	27	2016	6	18	2,547	10.78	50	23,628	1,445	1,102	56.73	43.27
9	2	2016	6	15	2,541	10.75	51	23,628	1,447	1,094	56.95	43.05
7	8	2016	6	16	2,540	10.75	52	23,628	1,342	1,198	52.83	47.17
8	12	2016	6	18	2,531	10.71	53	23,628	1,412	1,119	55.79	44.21
8	12	2016	6	15	2,522	10.67	54	23,628	1,410	1,112	55.91	44.09
8	26	2016	6	18	2,517	10.65	55	23,628	1,298	1,219	51.57	48.43
8	21	2016	1	13	2,512	10.63	56	23,628	1,042	1,470	41.48	58.52
9	8	2016	5	17	2,512	10.63	57	23,628	1,311	1,201	52.19	47.81
5	13	2016	6	17	2,501	10.58	58	23,628	1,342	1,159	53.66	46.34
7	15	2016	6	18	2,500	10.58	59	23,628	1,364	1,136	54.56	45.44
8	7	2016	1	13	2,500	10.58	60	23,628	1,048	1,452	41.92	58.08
5	6	2016	6	17	2,499	10.58	61	23,628	1,382	1,117	55.30	44.70
8	19	2016	6	18	2,497	10.57	62	23,628	1,346	1,151	53.90	46.10
9	6	2016	3	17	2,494	10.56	63	23,628	1,213	1,281	48.64	51.36
7	15	2016	6	15	2,491	10.54	64	23,628	1,392	1,099	55.88	44.12
7	5	2016	3	16	2,490	10.54	65	23,628	1,166	1,324	46.83	53.17
9	10	2016	7	17	2,488	10.53	66	23,628	1,089	1,399	43.77	56.23
5	13	2016	6	16	2,486	10.52	67	23,628	1,328	1,158	53.42	46.58

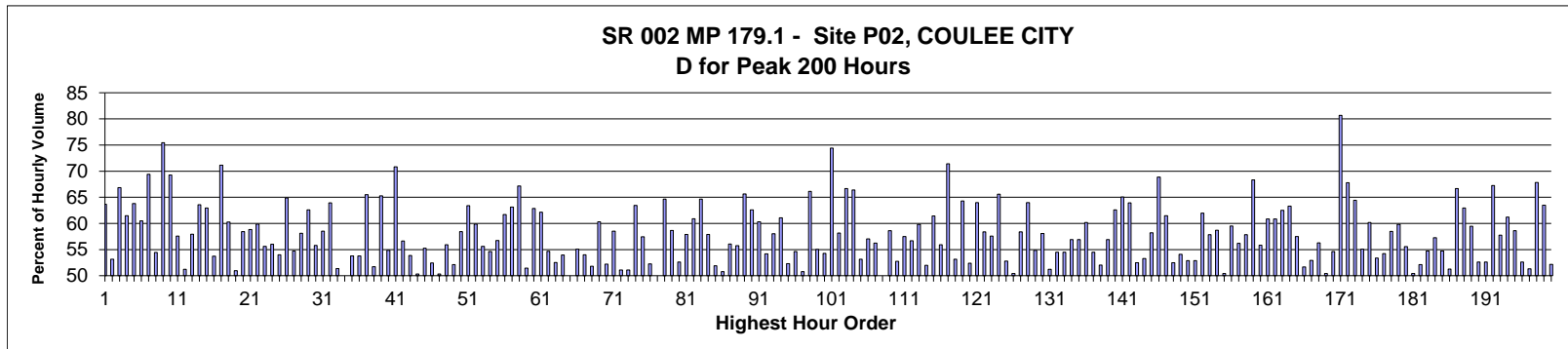
MO	DY	YR	DAY OF WK	HR	HR VOL	PERCENT OF AADT	HOUR NUMBER	AADT	EAST VOLUME	WEST VOLUME	PERCENT IS OF TOTAL VOLUME	PERCENT WEST IS OF TOTAL VOLUME
6	26	2016	1	13	2,484	10.51	68	23,628	1,034	1,450	41.63	58.37
7	24	2016	1	14	2,475	10.47	69	23,628	1,053	1,422	42.55	57.45
7	29	2016	6	15	2,470	10.45	70	23,628	1,369	1,101	55.43	44.57
6	17	2016	6	15	2,468	10.45	71	23,628	1,294	1,174	52.43	47.57
7	7	2016	5	16	2,467	10.44	72	23,628	1,291	1,176	52.33	47.67
8	25	2016	5	17	2,465	10.43	73	23,628	1,282	1,183	52.01	47.99
10	14	2016	6	18	2,462	10.42	74	23,628	1,291	1,171	52.44	47.56
7	17	2016	1	14	2,461	10.42	75	23,628	944	1,517	38.36	61.64
9	30	2016	6	18	2,460	10.41	76	23,628	1,315	1,145	53.46	46.54
8	25	2016	5	16	2,453	10.38	77	23,628	1,263	1,190	51.49	48.51
6	17	2016	6	18	2,452	10.38	78	23,628	1,269	1,183	51.75	48.25
7	5	2016	3	17	2,450	10.37	79	23,628	1,116	1,334	45.55	54.45
11	23	2016	4	16	2,450	10.37	80	23,628	1,302	1,148	53.14	46.86
6	10	2016	6	15	2,444	10.34	81	23,628	1,259	1,185	51.51	48.49
8	26	2016	6	15	2,440	10.33	82	23,628	1,401	1,039	57.42	42.58
6	26	2016	1	14	2,437	10.31	83	23,628	1,055	1,382	43.29	56.71
6	24	2016	6	14	2,436	10.31	84	23,628	1,333	1,103	54.72	45.28
7	14	2016	5	16	2,436	10.31	85	23,628	1,264	1,172	51.89	48.11
8	19	2016	6	14	2,436	10.31	86	23,628	1,287	1,149	52.83	47.17
5	27	2016	6	15	2,433	10.30	87	23,628	1,409	1,024	57.91	42.09
8	5	2016	6	15	2,432	10.29	88	23,628	1,367	1,065	56.21	43.79
8	5	2016	6	14	2,430	10.28	89	23,628	1,283	1,147	52.80	47.20
9	5	2016	2	12	2,430	10.28	90	23,628	923	1,507	37.98	62.02
5	26	2016	5	17	2,428	10.28	91	23,628	1,321	1,107	54.41	45.59
6	3	2016	6	18	2,428	10.28	92	23,628	1,207	1,221	49.71	50.29
8	19	2016	6	15	2,427	10.27	93	23,628	1,370	1,057	56.45	43.55
5	20	2016	6	16	2,426	10.27	94	23,628	1,309	1,117	53.96	46.04
10	7	2016	6	16	2,426	10.27	95	23,628	1,238	1,188	51.03	48.97
10	21	2016	6	17	2,425	10.26	96	23,628	1,250	1,175	51.55	48.45
8	18	2016	5	16	2,424	10.26	97	23,628	1,216	1,208	50.17	49.83
9	1	2016	5	16	2,424	10.26	98	23,628	1,371	1,053	56.56	43.44
3	18	2016	6	17	2,419	10.24	99	23,628	1,296	1,123	53.58	46.42
8	12	2016	6	13	2,417	10.23	100	23,628	1,242	1,175	51.39	48.61
6	10	2016	6	18	2,416	10.23	101	23,628	1,312	1,104	54.30	45.70
7	22	2016	6	15	2,413	10.21	102	23,628	1,346	1,067	55.78	44.22
5	20	2016	6	17	2,411	10.20	103	23,628	1,335	1,076	55.37	44.63
8	11	2016	5	17	2,411	10.20	104	23,628	1,298	1,113	53.84	46.16
7	5	2016	3	13	2,408	10.19	105	23,628	999	1,409	41.49	58.51
6	19	2016	1	15	2,407	10.19	106	23,628	1,040	1,367	43.21	56.79
9	11	2016	1	13	2,407	10.19	107	23,628	1,037	1,370	43.08	56.92
7	8	2016	6	18	2,405	10.18	108	23,628	1,210	1,195	50.31	49.69
7	15	2016	6	14	2,403	10.17	109	23,628	1,237	1,166	51.48	48.52
8	11	2016	5	16	2,402	10.17	110	23,628	1,256	1,146	52.29	47.71
9	23	2016	6	18	2,402	10.17	111	23,628	1,245	1,157	51.83	48.17
6	19	2016	1	13	2,400	10.16	112	23,628	1,041	1,359	43.38	56.63
7	2	2016	7	13	2,397	10.14	113	23,628	1,383	1,014	57.70	42.30
7	21	2016	5	17	2,395	10.14	114	23,628	1,253	1,142	52.32	47.68
9	1	2016	5	17	2,394	10.13	115	23,628	1,266	1,128	52.88	47.12
7	22	2016	6	18	2,391	10.12	116	23,628	1,249	1,142	52.24	47.76
7	22	2016	6	14	2,388	10.11	117	23,628	1,212	1,176	50.75	49.25
10	7	2016	6	18	2,388	10.11	118	23,628	1,196	1,192	50.08	49.92

MO	DY	YR	DAY OF WK	HR	HR VOL	PERCENT OF AADT	HOUR NUMBER	AADT	EAST VOLUME	WEST VOLUME	PERCENT EAST IS OF TOTAL VOLUME	PERCENT WEST IS OF TOTAL VOLUME
7	17	2016	1	12	2,387	10.10	119	23,628	944	1,443	39.55	60.45
7	5	2016	3	15	2,385	10.09	120	23,628	1,019	1,366	42.73	57.27
6	24	2016	6	18	2,381	10.08	121	23,628	1,284	1,097	53.93	46.07
7	24	2016	1	13	2,380	10.07	122	23,628	1,038	1,342	43.61	56.39
8	21	2016	1	14	2,380	10.07	123	23,628	1,002	1,378	42.10	57.90
8	5	2016	6	18	2,379	10.07	124	23,628	1,260	1,119	52.96	47.04
6	19	2016	1	14	2,378	10.06	125	23,628	1,073	1,305	45.12	54.88
6	26	2016	1	12	2,378	10.06	126	23,628	1,025	1,353	43.10	56.90
9	9	2016	6	15	2,376	10.06	127	23,628	1,309	1,067	55.09	44.91
8	7	2016	1	14	2,375	10.05	128	23,628	1,030	1,345	43.37	56.63
6	23	2016	5	17	2,371	10.03	129	23,628	1,248	1,123	52.64	47.36
9	8	2016	5	18	2,369	10.03	130	23,628	1,107	1,262	46.73	53.27
6	30	2016	5	17	2,367	10.02	131	23,628	1,272	1,095	53.74	46.26
8	22	2016	2	17	2,367	10.02	132	23,628	1,165	1,202	49.22	50.78
7	1	2016	6	14	2,366	10.01	133	23,628	1,328	1,038	56.13	43.87
8	18	2016	5	17	2,366	10.01	134	23,628	1,219	1,147	51.52	48.48
7	1	2016	6	13	2,365	10.01	135	23,628	1,316	1,049	55.64	44.36
8	14	2016	1	14	2,364	10.01	136	23,628	1,062	1,302	44.92	55.08
8	10	2016	4	17	2,362	10.00	137	23,628	1,229	1,133	52.03	47.97
11	23	2016	4	17	2,362	10.00	138	23,628	1,336	1,026	56.56	43.44
9	8	2016	5	16	2,360	9.99	139	23,628	1,280	1,080	54.24	45.76
7	7	2016	5	17	2,359	9.98	140	23,628	1,205	1,154	51.08	48.92
8	28	2016	1	13	2,358	9.98	141	23,628	954	1,404	40.46	59.54
7	17	2016	1	15	2,356	9.97	142	23,628	1,036	1,320	43.97	56.03
7	24	2016	1	15	2,356	9.97	143	23,628	1,077	1,279	45.71	54.29
5	26	2016	5	16	2,354	9.96	144	23,628	1,276	1,078	54.21	45.79
9	22	2016	5	16	2,354	9.96	145	23,628	1,252	1,102	53.19	46.81
10	21	2016	6	18	2,354	9.96	146	23,628	1,251	1,103	53.14	46.86
1	15	2016	6	17	2,353	9.96	147	23,628	1,267	1,086	53.85	46.15
8	4	2016	5	17	2,351	9.95	148	23,628	1,205	1,146	51.25	48.75
8	14	2016	1	15	2,350	9.95	149	23,628	1,049	1,301	44.64	55.36
9	16	2016	6	15	2,349	9.94	150	23,628	1,276	1,073	54.32	45.68
8	7	2016	1	16	2,348	9.94	151	23,628	1,120	1,228	47.70	52.30
6	23	2016	5	16	2,347	9.93	152	23,628	1,235	1,112	52.62	47.38
6	12	2016	1	13	2,346	9.93	153	23,628	1,006	1,340	42.88	57.12
7	5	2016	3	14	2,345	9.92	154	23,628	1,032	1,313	44.01	55.99
9	6	2016	3	16	2,340	9.90	155	23,628	1,236	1,104	52.82	47.18
9	7	2016	4	17	2,339	9.90	156	23,628	1,192	1,147	50.96	49.04
2	12	2016	6	16	2,338	9.90	157	23,628	1,303	1,035	55.73	44.27
7	5	2016	3	12	2,336	9.89	158	23,628	933	1,403	39.94	60.06
8	6	2016	7	13	2,332	9.87	159	23,628	1,125	1,207	48.24	51.76
6	16	2016	5	17	2,330	9.86	160	23,628	1,173	1,157	50.34	49.66
10	28	2016	6	17	2,330	9.86	161	23,628	1,210	1,120	51.93	48.07
2	12	2016	6	17	2,327	9.85	162	23,628	1,291	1,036	55.48	44.52
7	21	2016	5	16	2,327	9.85	163	23,628	1,192	1,135	51.22	48.78
9	16	2016	6	18	2,327	9.85	164	23,628	1,259	1,068	54.10	45.90
8	29	2016	2	17	2,324	9.84	165	23,628	1,104	1,220	47.50	52.50
8	21	2016	1	16	2,322	9.83	166	23,628	1,069	1,253	46.04	53.96
7	28	2016	5	17	2,321	9.82	167	23,628	1,225	1,096	52.78	47.22
9	5	2016	2	13	2,320	9.82	168	23,628	991	1,329	42.72	57.28
7	24	2016	1	12	2,319	9.81	169	23,628	986	1,333	42.52	57.48

MO	DY	YR	DAY OF WK	HR	HR VOL	PERCENT OF AADT	HOUR NUMBER	AADT	EAST VOLUME	WEST VOLUME	PERCENT EAST IS OF TOTAL VOLUME	PERCENT WEST IS OF TOTAL VOLUME
7	29	2016	6	18	2,313	9.79	170	23,628	1,262	1,051	54.56	45.44
6	24	2016	6	13	2,310	9.78	171	23,628	1,153	1,157	49.91	50.09
7	5	2016	3	18	2,310	9.78	172	23,628	893	1,417	38.66	61.34
8	7	2016	1	15	2,310	9.78	173	23,628	1,106	1,204	47.88	52.12
6	30	2016	5	16	2,308	9.77	174	23,628	1,230	1,078	53.29	46.71
7	2	2016	7	12	2,308	9.77	175	23,628	1,363	945	59.06	40.94
8	10	2016	4	16	2,308	9.77	176	23,628	1,196	1,112	51.82	48.18
7	8	2016	6	15	2,307	9.76	177	23,628	1,207	1,100	52.32	47.68
5	26	2016	5	18	2,306	9.76	178	23,628	1,117	1,189	48.44	51.56
7	10	2016	1	13	2,306	9.76	179	23,628	993	1,313	43.06	56.94
8	26	2016	6	14	2,305	9.76	180	23,628	1,306	999	56.66	43.34
8	12	2016	6	14	2,303	9.75	181	23,628	1,164	1,139	50.54	49.46
7	2	2016	7	14	2,301	9.74	182	23,628	1,316	985	57.19	42.81
12	30	2016	6	16	2,301	9.74	183	23,628	1,225	1,076	53.24	46.76
7	6	2016	4	17	2,300	9.73	184	23,628	1,156	1,144	50.26	49.74
5	13	2016	6	18	2,299	9.73	185	23,628	1,178	1,121	51.24	48.76
7	29	2016	6	13	2,299	9.73	186	23,628	1,200	1,099	52.20	47.80
8	4	2016	5	16	2,299	9.73	187	23,628	1,233	1,066	53.63	46.37
9	15	2016	5	16	2,298	9.73	188	23,628	1,220	1,078	53.09	46.91
6	9	2016	5	16	2,297	9.72	189	23,628	1,261	1,036	54.90	45.10
7	29	2016	6	14	2,297	9.72	190	23,628	1,218	1,079	53.03	46.97
8	23	2016	3	17	2,297	9.72	191	23,628	1,133	1,164	49.33	50.67
6	22	2016	4	16	2,294	9.71	192	23,628	1,177	1,117	51.31	48.69
7	23	2016	7	14	2,294	9.71	193	23,628	1,183	1,111	51.57	48.43
11	4	2016	6	17	2,294	9.71	194	23,628	1,181	1,113	51.48	48.52
7	31	2016	1	14	2,292	9.70	195	23,628	938	1,354	40.92	59.08
8	24	2016	4	17	2,292	9.70	196	23,628	1,147	1,145	50.04	49.96
10	28	2016	6	16	2,291	9.70	197	23,628	1,190	1,101	51.94	48.06
3	25	2016	6	17	2,290	9.69	198	23,628	1,237	1,053	54.02	45.98
8	5	2016	6	13	2,290	9.69	199	23,628	1,135	1,155	49.56	50.44
5	30	2016	2	13	2,285	9.67	200	23,628	860	1,425	37.64	62.36



AADT= 713      K 30 FACTOR= 20.62      K 100 FACTOR= 18.09      K 200 FACTOR= 16.13      D 30 FACTOR= 55.78



MO	DY	YR	DAY OF WK	HR	HR VOL	PERCENT OF AADT	HOUR NUMBER	AADT	EAST VOLUME	WEST VOLUME	PERCENT EAST IS OF TOTAL VOLUME	PERCENT WEST IS OF TOTAL VOLUME
5	30	2016	2	12	190	26.65	1	713	69	121	36.32	63.68
6	26	2016	1	12	175	24.54	2	713	82	93	46.86	53.14
7	17	2016	1	12	175	24.54	3	713	58	117	33.14	66.86
5	30	2016	2	13	174	24.40	4	713	67	107	38.51	61.49
9	5	2016	2	12	174	24.40	5	713	63	111	36.21	63.79
7	17	2016	1	13	172	24.12	6	713	68	104	39.53	60.47
8	28	2016	1	13	170	23.84	7	713	52	118	30.59	69.41
5	30	2016	2	14	169	23.70	8	713	77	92	45.56	54.44
5	27	2016	6	18	167	23.42	9	713	126	41	75.45	24.55
8	28	2016	1	12	166	23.28	10	713	51	115	30.72	69.28
7	24	2016	1	14	165	23.14	11	713	70	95	42.42	57.58
7	15	2016	6	16	164	23.00	12	713	84	80	51.22	48.78
8	7	2016	1	16	164	23.00	13	713	69	95	42.07	57.93
7	5	2016	3	12	162	22.72	14	713	59	103	36.42	63.58
8	3	2016	4	16	162	22.72	15	713	102	60	62.96	37.04
8	15	2016	2	14	160	22.44	16	713	74	86	46.25	53.75

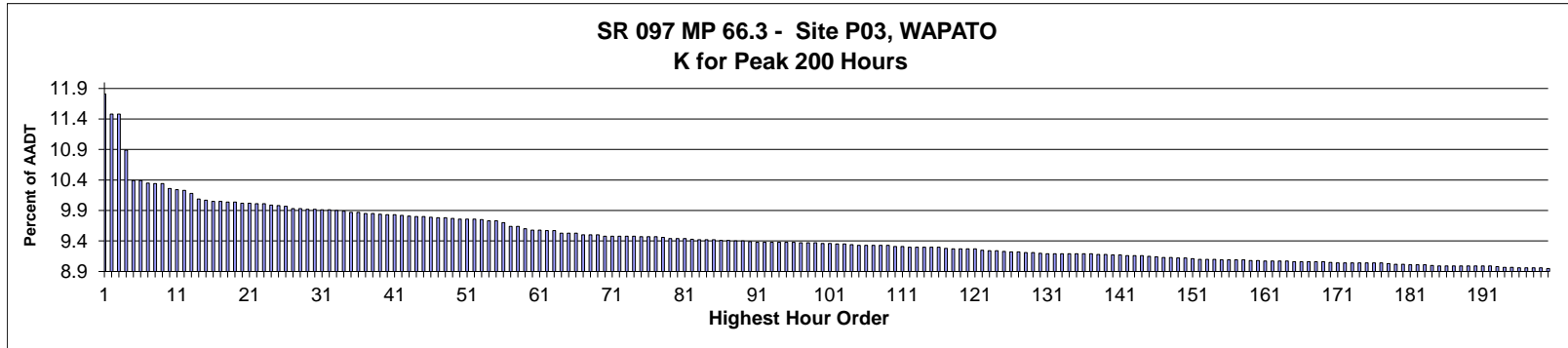
MO	DY	YR	DAY OF WK	HR	HR VOL	PERCENT OF AADT	HOUR NUMBER	AADT	EAST VOLUME	WEST VOLUME	PERCENT EAST IS OF TOTAL VOLUME	PERCENT WEST IS OF TOTAL VOLUME
5	27	2016	6	19	156	21.88	17	713	111	45	71.15	28.85
8	21	2016	1	14	156	21.88	18	713	62	94	39.74	60.26
7	31	2016	1	14	155	21.74	19	713	79	76	50.97	49.03
9	5	2016	2	16	154	21.60	20	713	64	90	41.56	58.44
6	26	2016	1	14	153	21.46	21	713	63	90	41.18	58.82
8	21	2016	1	13	152	21.32	22	713	61	91	40.13	59.87
7	1	2016	6	15	151	21.18	23	713	84	67	55.63	44.37
6	26	2016	1	16	150	21.04	24	713	66	84	44.00	56.00
7	17	2016	1	15	150	21.04	25	713	69	81	46.00	54.00
6	19	2016	1	13	148	20.76	26	713	52	96	35.14	64.86
6	24	2016	6	14	148	20.76	27	713	81	67	54.73	45.27
7	24	2016	1	13	148	20.76	28	713	62	86	41.89	58.11
7	15	2016	6	15	147	20.62	29	713	92	55	62.59	37.41
7	22	2016	6	15	147	20.62	30	713	82	65	55.78	44.22
7	24	2016	1	11	147	20.62	31	713	61	86	41.50	58.50
8	14	2016	1	17	147	20.62	32	713	53	94	36.05	63.95
7	17	2016	1	16	146	20.48	33	713	75	71	51.37	48.63
7	29	2016	6	13	146	20.48	34	713	73	73	50.00	50.00
8	7	2016	1	12	145	20.34	35	713	67	78	46.21	53.79
8	19	2016	6	15	145	20.34	36	713	78	67	53.79	46.21
8	21	2016	1	12	145	20.34	37	713	50	95	34.48	65.52
8	22	2016	2	13	145	20.34	38	713	75	70	51.72	48.28
8	3	2016	4	17	144	20.20	39	713	94	50	65.28	34.72
8	15	2016	2	13	144	20.20	40	713	65	79	45.14	54.86
8	28	2016	1	14	144	20.20	41	713	42	102	29.17	70.83
5	27	2016	6	16	143	20.06	42	713	81	62	56.64	43.36
7	15	2016	6	14	143	20.06	43	713	77	66	53.85	46.15
8	5	2016	6	15	143	20.06	44	713	72	71	50.35	49.65
8	7	2016	1	14	143	20.06	45	713	64	79	44.76	55.24
8	14	2016	1	13	143	20.06	46	713	75	68	52.45	47.55
8	14	2016	1	15	143	20.06	47	713	71	72	49.65	50.35
8	26	2016	6	16	143	20.06	48	713	80	63	55.94	44.06
7	23	2016	7	12	142	19.92	49	713	68	74	47.89	52.11
7	31	2016	1	12	142	19.92	50	713	59	83	41.55	58.45
8	7	2016	1	13	142	19.92	51	713	52	90	36.62	63.38
8	12	2016	6	16	142	19.92	52	713	85	57	59.86	40.14
8	14	2016	1	14	142	19.92	53	713	63	79	44.37	55.63
7	1	2016	6	14	141	19.78	54	713	77	64	54.61	45.39
8	25	2016	5	12	141	19.78	55	713	80	61	56.74	43.26
8	28	2016	1	18	141	19.78	56	713	87	54	61.70	38.30
9	2	2016	6	17	141	19.78	57	713	89	52	63.12	36.88
5	30	2016	2	17	140	19.64	58	713	46	94	32.86	67.14
6	26	2016	1	15	140	19.64	59	713	68	72	48.57	51.43
7	4	2016	2	14	140	19.64	60	713	52	88	37.14	62.86
7	24	2016	1	12	140	19.64	61	713	53	87	37.86	62.14
7	10	2016	1	14	139	19.50	62	713	63	76	45.32	54.68
8	5	2016	6	16	139	19.50	63	713	73	66	52.52	47.48
8	26	2016	6	14	139	19.50	64	713	75	64	53.96	46.04
7	8	2016	6	15	138	19.35	65	713	69	69	50.00	50.00
7	31	2016	1	15	138	19.35	66	713	62	76	44.93	55.07
8	25	2016	5	14	137	19.21	67	713	74	63	54.01	45.99

MO	DY	YR	DAY OF WK	HR	HR VOL	PERCENT OF AADT	HOUR NUMBER	AADT	EAST VOLUME	WEST VOLUME	PERCENT EAST IS OF TOTAL VOLUME	PERCENT WEST IS OF TOTAL VOLUME
9	16	2016	6	14	137	19.21	68	713	71	66	51.82	48.18
5	30	2016	2	16	136	19.07	69	713	54	82	39.71	60.29
8	21	2016	1	17	136	19.07	70	713	65	71	47.79	52.21
6	19	2016	1	15	135	18.93	71	713	56	79	41.48	58.52
6	26	2016	1	13	135	18.93	72	713	69	66	51.11	48.89
7	30	2016	7	12	135	18.93	73	713	66	69	48.89	51.11
5	27	2016	6	17	134	18.79	74	713	85	49	63.43	36.57
6	19	2016	1	14	134	18.79	75	713	57	77	42.54	57.46
7	10	2016	1	13	134	18.79	76	713	64	70	47.76	52.24
8	17	2016	4	12	134	18.79	77	713	67	67	50.00	50.00
7	8	2016	6	14	133	18.65	78	713	47	86	35.34	64.66
7	10	2016	1	12	133	18.65	79	713	55	78	41.35	58.65
7	14	2016	5	14	133	18.65	80	713	63	70	47.37	52.63
8	7	2016	1	17	133	18.65	81	713	56	77	42.11	57.89
8	16	2016	3	12	133	18.65	82	713	52	81	39.10	60.90
8	25	2016	5	15	133	18.65	83	713	86	47	64.66	35.34
8	26	2016	6	15	133	18.65	84	713	77	56	57.89	42.11
9	5	2016	2	13	133	18.65	85	713	69	64	51.88	48.12
8	12	2016	6	14	132	18.51	86	713	67	65	50.76	49.24
8	25	2016	5	13	132	18.51	87	713	74	58	56.06	43.94
7	4	2016	2	13	131	18.37	88	713	58	73	44.27	55.73
8	12	2016	6	17	131	18.37	89	713	86	45	65.65	34.35
8	14	2016	1	12	131	18.37	90	713	49	82	37.40	62.60
8	14	2016	1	16	131	18.37	91	713	52	79	39.69	60.31
8	15	2016	2	12	131	18.37	92	713	60	71	45.80	54.20
9	5	2016	2	14	131	18.37	93	713	55	76	41.98	58.02
9	6	2016	3	12	131	18.37	94	713	51	80	38.93	61.07
8	6	2016	7	14	130	18.23	95	713	68	62	52.31	47.69
8	7	2016	1	15	130	18.23	96	713	59	71	45.38	54.62
8	18	2016	5	15	130	18.23	97	713	64	66	49.23	50.77
9	2	2016	6	16	130	18.23	98	713	86	44	66.15	33.85
6	24	2016	6	16	129	18.09	99	713	71	58	55.04	44.96
8	8	2016	2	15	129	18.09	100	713	70	59	54.26	45.74
8	14	2016	1	11	129	18.09	101	713	33	96	25.58	74.42
8	15	2016	2	15	129	18.09	102	713	54	75	41.86	58.14
8	21	2016	1	11	129	18.09	103	713	43	86	33.33	66.67
5	27	2016	6	14	128	17.95	104	713	85	43	66.41	33.59
7	1	2016	6	12	128	17.95	105	713	68	60	53.13	46.88
7	1	2016	6	17	128	17.95	106	713	73	55	57.03	42.97
7	17	2016	1	14	128	17.95	107	713	56	72	43.75	56.25
7	24	2016	1	16	128	17.95	108	713	64	64	50.00	50.00
7	30	2016	7	14	128	17.95	109	713	53	75	41.41	58.59
6	12	2016	1	14	127	17.81	110	713	60	67	47.24	52.76
6	24	2016	6	12	127	17.81	111	713	73	54	57.48	42.52
7	2	2016	7	12	127	17.81	112	713	72	55	56.69	43.31
8	23	2016	3	14	127	17.81	113	713	76	51	59.84	40.16
8	26	2016	6	17	127	17.81	114	713	66	61	51.97	48.03
8	28	2016	1	16	127	17.81	115	713	49	78	38.58	61.42
9	2	2016	6	15	127	17.81	116	713	71	56	55.91	44.09
5	30	2016	2	11	126	17.67	117	713	36	90	28.57	71.43
7	24	2016	1	17	126	17.67	118	713	67	59	53.17	46.83

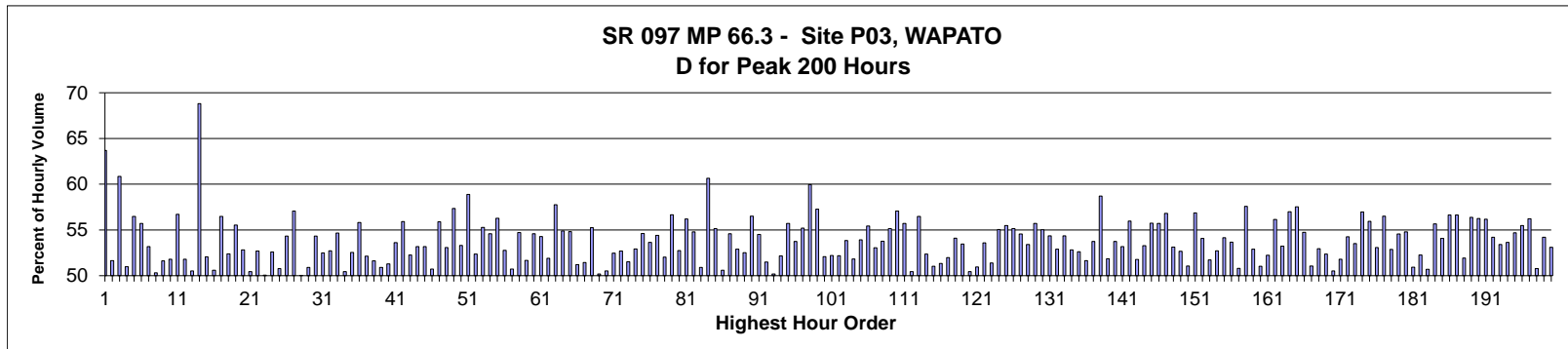


MO	DY	YR	DAY OF WK	HR	HR VOL	PERCENT OF AADT	HOUR NUMBER	AADT	EAST VOLUME	WEST VOLUME	PERCENT EAST IS OF TOTAL VOLUME	PERCENT WEST IS OF TOTAL VOLUME
7	31	2016	1	11	126	17.67	119	713	45	81	35.71	64.29
8	5	2016	6	13	126	17.67	120	713	60	66	47.62	52.38
5	29	2016	1	13	125	17.53	121	713	45	80	36.00	64.00
6	12	2016	1	12	125	17.53	122	713	52	73	41.60	58.40
7	3	2016	1	12	125	17.53	123	713	53	72	42.40	57.60
7	5	2016	3	13	125	17.53	124	713	43	82	34.40	65.60
7	22	2016	6	13	125	17.53	125	713	66	59	52.80	47.20
7	29	2016	6	14	125	17.53	126	713	63	62	50.40	49.60
7	31	2016	1	13	125	17.53	127	713	52	73	41.60	58.40
8	27	2016	7	12	125	17.53	128	713	45	80	36.00	64.00
8	5	2016	6	14	124	17.39	129	713	56	68	45.16	54.84
8	20	2016	7	12	124	17.39	130	713	72	52	58.06	41.94
5	29	2016	1	14	123	17.25	131	713	63	60	51.22	48.78
6	12	2016	1	16	123	17.25	132	713	56	67	45.53	54.47
7	28	2016	5	16	123	17.25	133	713	56	67	45.53	54.47
7	28	2016	5	17	123	17.25	134	713	70	53	56.91	43.09
8	6	2016	7	12	123	17.25	135	713	53	70	43.09	56.91
8	19	2016	6	16	123	17.25	136	713	74	49	60.16	39.84
8	21	2016	1	16	123	17.25	137	713	67	56	54.47	45.53
8	26	2016	6	13	123	17.25	138	713	59	64	47.97	52.03
8	27	2016	7	15	123	17.25	139	713	53	70	43.09	56.91
9	2	2016	6	18	123	17.25	140	713	77	46	62.60	37.40
9	5	2016	2	15	123	17.25	141	713	43	80	34.96	65.04
5	27	2016	6	15	122	17.11	142	713	78	44	63.93	36.07
5	30	2016	2	15	122	17.11	143	713	58	64	47.54	52.46
6	12	2016	1	15	122	17.11	144	713	57	65	46.72	53.28
7	3	2016	1	13	122	17.11	145	713	51	71	41.80	58.20
7	4	2016	2	12	122	17.11	146	713	38	84	31.15	68.85
8	16	2016	3	13	122	17.11	147	713	47	75	38.52	61.48
8	21	2016	1	15	122	17.11	148	713	58	64	47.54	52.46
8	23	2016	3	12	122	17.11	149	713	56	66	45.90	54.10
6	24	2016	6	13	121	16.97	150	713	64	57	52.89	47.11
6	24	2016	6	15	121	16.97	151	713	64	57	52.89	47.11
6	26	2016	1	17	121	16.97	152	713	46	75	38.02	61.98
7	5	2016	3	14	121	16.97	153	713	51	70	42.15	57.85
7	29	2016	6	16	121	16.97	154	713	71	50	58.68	41.32
8	6	2016	7	15	121	16.97	155	713	60	61	49.59	50.41
8	25	2016	5	11	121	16.97	156	713	49	72	40.50	59.50
8	25	2016	5	16	121	16.97	157	713	68	53	56.20	43.80
8	26	2016	6	19	121	16.97	158	713	70	51	57.85	42.15
7	1	2016	6	18	120	16.83	159	713	82	38	68.33	31.67
7	29	2016	6	17	120	16.83	160	713	67	53	55.83	44.17
7	31	2016	1	17	120	16.83	161	713	47	73	39.17	60.83
8	4	2016	5	15	120	16.83	162	713	73	47	60.83	39.17
8	15	2016	2	11	120	16.83	163	713	45	75	37.50	62.50
8	28	2016	1	11	120	16.83	164	713	44	76	36.67	63.33
9	6	2016	3	13	120	16.83	165	713	51	69	42.50	57.50
9	9	2016	6	16	120	16.83	166	713	58	62	48.33	51.67
6	19	2016	1	12	119	16.69	167	713	56	63	47.06	52.94
7	1	2016	6	16	119	16.69	168	713	67	52	56.30	43.70
8	6	2016	7	13	119	16.69	169	713	59	60	49.58	50.42

MO	DY	YR	DAY OF WK	HR	HR VOL	PERCENT OF AADT	HOUR NUMBER	AADT	EAST VOLUME	WEST VOLUME	PERCENT EAST IS OF TOTAL VOLUME	PERCENT WEST IS OF TOTAL VOLUME
8	29	2016	2	13	119	16.69	170	713	65	54	54.62	45.38
9	16	2016	6	15	119	16.69	171	713	23	96	19.33	80.67
5	27	2016	6	20	118	16.55	172	713	80	38	67.80	32.20
5	28	2016	7	12	118	16.55	173	713	76	42	64.41	35.59
7	2	2016	7	13	118	16.55	174	713	65	53	55.08	44.92
7	5	2016	3	11	118	16.55	175	713	47	71	39.83	60.17
7	23	2016	7	11	118	16.55	176	713	55	63	46.61	53.39
9	2	2016	6	19	118	16.55	177	713	64	54	54.24	45.76
9	11	2016	1	12	118	16.55	178	713	49	69	41.53	58.47
5	22	2016	1	14	117	16.41	179	713	47	70	40.17	59.83
7	29	2016	6	12	117	16.41	180	713	52	65	44.44	55.56
8	5	2016	6	12	117	16.41	181	713	58	59	49.57	50.43
8	12	2016	6	13	117	16.41	182	713	56	61	47.86	52.14
8	13	2016	7	11	117	16.41	183	713	53	64	45.30	54.70
8	18	2016	5	12	117	16.41	184	713	50	67	42.74	57.26
8	28	2016	1	17	117	16.41	185	713	53	64	45.30	54.70
9	2	2016	6	13	117	16.41	186	713	60	57	51.28	48.72
9	5	2016	2	17	117	16.41	187	713	39	78	33.33	66.67
6	20	2016	2	12	116	16.27	188	713	43	73	37.07	62.93
7	22	2016	6	11	116	16.27	189	713	47	69	40.52	59.48
7	22	2016	6	12	116	16.27	190	713	55	61	47.41	52.59
7	28	2016	5	12	116	16.27	191	713	61	55	52.59	47.41
8	5	2016	6	17	116	16.27	192	713	78	38	67.24	32.76
8	6	2016	7	11	116	16.27	193	713	49	67	42.24	57.76
8	7	2016	1	18	116	16.27	194	713	45	71	38.79	61.21
8	23	2016	3	15	116	16.27	195	713	48	68	41.38	58.62
8	27	2016	7	14	116	16.27	196	713	55	61	47.41	52.59
5	22	2016	1	13	115	16.13	197	713	59	56	51.30	48.70
6	5	2016	1	11	115	16.13	198	713	37	78	32.17	67.83
6	12	2016	1	13	115	16.13	199	713	42	73	36.52	63.48
6	23	2016	5	12	115	16.13	200	713	60	55	52.17	47.83



AADT= 13,511      K 30 FACTOR= 9.92      K 100 FACTOR= 9.36      K 200 FACTOR= 8.95      D 30 FACTOR= 54.33



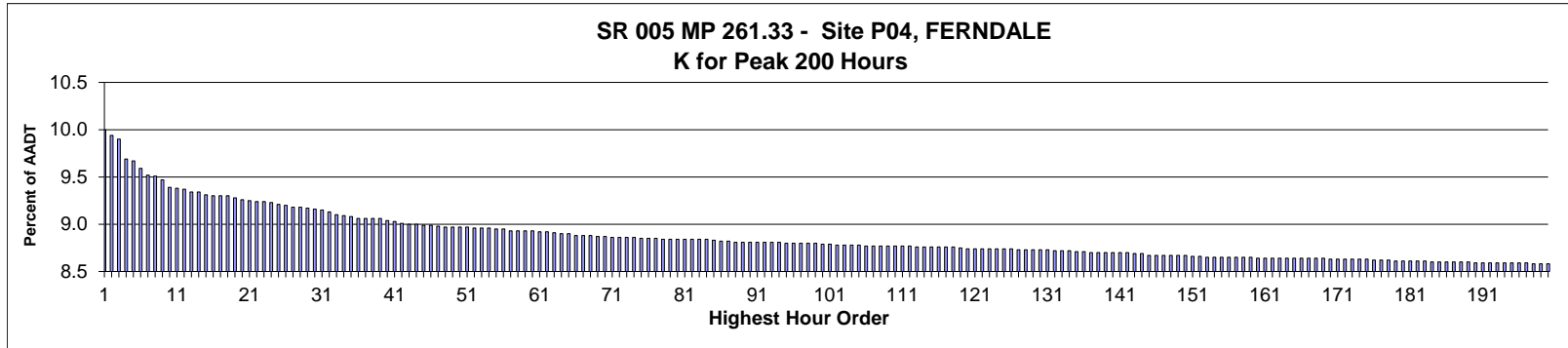
MO	DY	YR	DAY OF WK	HR	HR VOL	PERCENT OF AADT	HOUR NUMBER	AADT	NORTH VOLUME	SOUTH VOLUME	PERCENT NORTH IS OF TOTAL VOLUME	PERCENT SOUTH IS OF TOTAL VOLUME
7	17	2016	1	13	1,595	11.81	1	13,511	579	1,016	36.30	63.70
5	27	2016	6	16	1,551	11.48	2	13,511	801	750	51.64	48.36
7	17	2016	1	14	1,551	11.48	3	13,511	607	944	39.14	60.86
10	7	2016	6	17	1,471	10.89	4	13,511	750	721	50.99	49.01
7	17	2016	1	15	1,404	10.39	5	13,511	611	793	43.52	56.48
9	30	2016	6	17	1,404	10.39	6	13,511	782	622	55.70	44.30
7	1	2016	6	17	1,399	10.35	7	13,511	744	655	53.18	46.82
2	12	2016	6	16	1,397	10.34	8	13,511	703	694	50.32	49.68
6	24	2016	6	17	1,397	10.34	9	13,511	721	676	51.61	48.39
5	27	2016	6	17	1,386	10.26	10	13,511	718	668	51.80	48.20
11	4	2016	6	18	1,384	10.24	11	13,511	785	599	56.72	43.28
8	26	2016	6	16	1,382	10.23	12	13,511	716	666	51.81	48.19
7	8	2016	6	16	1,376	10.18	13	13,511	681	695	49.49	50.51
7	17	2016	1	12	1,363	10.09	14	13,511	425	938	31.18	68.82
6	24	2016	6	16	1,360	10.07	15	13,511	708	652	52.06	47.94
9	16	2016	6	16	1,358	10.05	16	13,511	671	687	49.41	50.59

MO	DY	YR	DAY OF WK	HR	HR VOL	PERCENT OF AADT	HOUR NUMBER	AADT	NORTH VOLUME	SOUTH VOLUME	PERCENT NORTH IS OF TOTAL VOLUME	PERCENT SOUTH IS OF TOTAL VOLUME
11	23	2016	4	16	1,358	10.05	17	13,511	767	591	56.48	43.52
10	7	2016	6	16	1,357	10.04	18	13,511	711	646	52.39	47.61
5	6	2016	6	17	1,356	10.04	19	13,511	753	603	55.53	44.47
5	13	2016	6	16	1,354	10.02	20	13,511	715	639	52.81	47.19
6	3	2016	6	17	1,354	10.02	21	13,511	671	683	49.56	50.44
5	6	2016	6	16	1,353	10.01	22	13,511	713	640	52.70	47.30
9	9	2016	6	16	1,352	10.01	23	13,511	675	677	49.93	50.07
10	14	2016	6	16	1,350	9.99	24	13,511	710	640	52.59	47.41
9	30	2016	6	16	1,349	9.98	25	13,511	664	685	49.22	50.78
4	29	2016	6	17	1,347	9.97	26	13,511	732	615	54.34	45.66
9	2	2016	6	16	1,342	9.93	27	13,511	766	576	57.08	42.92
7	15	2016	6	15	1,341	9.93	28	13,511	670	671	49.96	50.04
5	27	2016	6	15	1,340	9.92	29	13,511	682	658	50.90	49.10
10	21	2016	6	18	1,340	9.92	30	13,511	728	612	54.33	45.67
6	17	2016	6	16	1,339	9.91	31	13,511	703	636	52.50	47.50
10	3	2016	2	16	1,339	9.91	32	13,511	706	633	52.73	47.27
10	7	2016	6	18	1,337	9.90	33	13,511	731	606	54.67	45.33
4	22	2016	6	16	1,336	9.89	34	13,511	674	662	50.45	49.55
7	24	2016	1	14	1,334	9.87	35	13,511	633	701	47.45	52.55
10	14	2016	6	17	1,333	9.87	36	13,511	744	589	55.81	44.19
9	30	2016	6	18	1,331	9.85	37	13,511	694	637	52.14	47.86
10	28	2016	6	17	1,331	9.85	38	13,511	687	644	51.62	48.38
9	2	2016	6	17	1,330	9.84	39	13,511	677	653	50.90	49.10
6	17	2016	6	17	1,328	9.83	40	13,511	681	647	51.28	48.72
9	9	2016	6	17	1,328	9.83	41	13,511	712	616	53.61	46.39
5	20	2016	6	17	1,327	9.82	42	13,511	742	585	55.92	44.08
11	4	2016	6	16	1,326	9.81	43	13,511	693	633	52.26	47.74
2	26	2016	6	16	1,324	9.80	44	13,511	704	620	53.17	46.83
5	27	2016	6	18	1,324	9.80	45	13,511	704	620	53.17	46.83
6	3	2016	6	16	1,323	9.79	46	13,511	671	652	50.72	49.28
7	22	2016	6	18	1,322	9.78	47	13,511	739	583	55.90	44.10
3	25	2016	6	16	1,321	9.78	48	13,511	701	620	53.07	46.93
8	19	2016	6	16	1,320	9.77	49	13,511	757	563	57.35	42.65
9	9	2016	6	18	1,319	9.76	50	13,511	703	616	53.30	46.70
2	11	2016	5	16	1,318	9.76	51	13,511	776	542	58.88	41.12
7	22	2016	6	16	1,318	9.76	52	13,511	628	690	47.65	52.35
9	1	2016	5	18	1,317	9.75	53	13,511	728	589	55.28	44.72
9	1	2016	5	16	1,315	9.73	54	13,511	718	597	54.60	45.40
9	16	2016	6	18	1,315	9.73	55	13,511	740	575	56.27	43.73
4	15	2016	6	17	1,311	9.70	56	13,511	692	619	52.78	47.22
7	1	2016	6	16	1,303	9.64	57	13,511	661	642	50.73	49.27
12	2	2016	6	17	1,303	9.64	58	13,511	713	590	54.72	45.28
9	2	2016	6	15	1,297	9.60	59	13,511	670	627	51.66	48.34
6	10	2016	6	16	1,295	9.58	60	13,511	707	588	54.59	45.41
7	15	2016	6	17	1,295	9.58	61	13,511	703	592	54.29	45.71
7	15	2016	6	16	1,293	9.57	62	13,511	671	622	51.89	48.11
9	1	2016	5	17	1,293	9.57	63	13,511	747	546	57.77	42.23
7	29	2016	6	17	1,288	9.53	64	13,511	707	581	54.89	45.11
8	26	2016	6	17	1,288	9.53	65	13,511	706	582	54.81	45.19
1	29	2016	6	16	1,287	9.53	66	13,511	659	628	51.20	48.80
8	11	2016	5	17	1,283	9.50	67	13,511	660	623	51.44	48.56

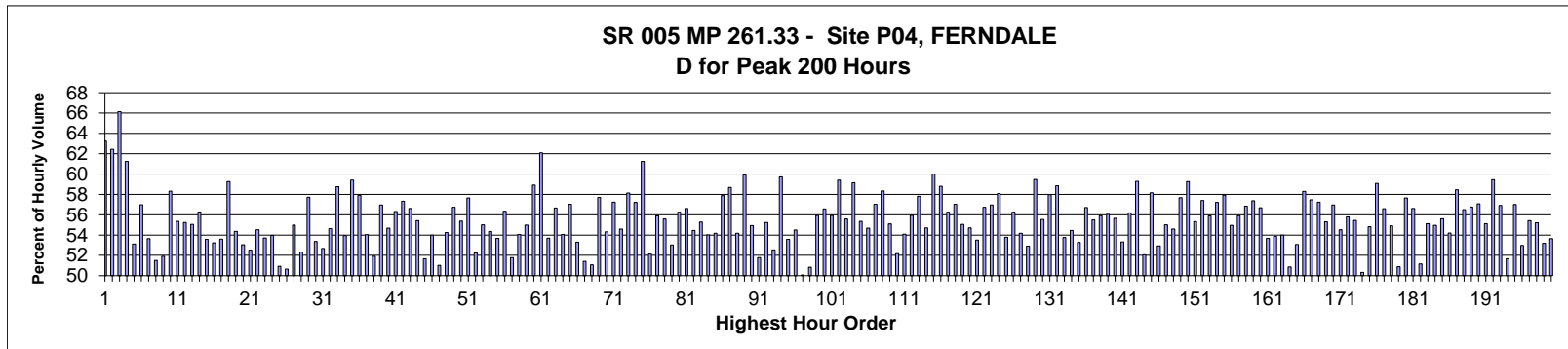
MO	DY	YR	DAY OF WK	HR	HR VOL	PERCENT OF AADT	HOUR NUMBER	AADT	NORTH VOLUME	SOUTH VOLUME	PERCENT NORTH IS OF TOTAL VOLUME	PERCENT SOUTH IS OF TOTAL VOLUME
9	19	2016	2	16	1,283	9.50	68	13,511	709	574	55.26	44.74
10	14	2016	6	15	1,283	9.50	69	13,511	644	639	50.19	49.81
4	29	2016	6	16	1,281	9.48	70	13,511	647	634	50.51	49.49
7	22	2016	6	17	1,281	9.48	71	13,511	672	609	52.46	47.54
8	19	2016	6	17	1,281	9.48	72	13,511	675	606	52.69	47.31
10	7	2016	6	15	1,281	9.48	73	13,511	621	660	48.48	51.52
11	4	2016	6	17	1,281	9.48	74	13,511	678	603	52.93	47.07
11	3	2016	5	17	1,280	9.47	75	13,511	699	581	54.61	45.39
4	14	2016	5	16	1,279	9.47	76	13,511	686	593	53.64	46.36
7	1	2016	6	18	1,279	9.47	77	13,511	583	696	45.58	54.42
9	23	2016	6	16	1,278	9.46	78	13,511	665	613	52.03	47.97
3	24	2016	5	16	1,276	9.44	79	13,511	723	553	56.66	43.34
6	10	2016	6	17	1,276	9.44	80	13,511	673	603	52.74	47.26
7	14	2016	5	18	1,276	9.44	81	13,511	717	559	56.19	43.81
8	26	2016	6	18	1,274	9.43	82	13,511	698	576	54.79	45.21
3	4	2016	6	17	1,273	9.42	83	13,511	648	625	50.90	49.10
6	26	2016	1	14	1,273	9.42	84	13,511	501	772	39.36	60.64
7	15	2016	6	18	1,273	9.42	85	13,511	702	571	55.15	44.85
3	11	2016	6	17	1,271	9.41	86	13,511	643	628	50.59	49.41
4	22	2016	6	18	1,271	9.41	87	13,511	694	577	54.60	45.40
5	19	2016	5	16	1,270	9.40	88	13,511	672	598	52.91	47.09
8	19	2016	6	15	1,270	9.40	89	13,511	667	603	52.52	47.48
7	24	2016	1	13	1,269	9.39	90	13,511	552	717	43.50	56.50
3	18	2016	6	16	1,268	9.38	91	13,511	691	577	54.50	45.50
6	12	2016	1	14	1,268	9.38	92	13,511	653	615	51.50	48.50
2	12	2016	6	17	1,267	9.38	93	13,511	636	631	50.20	49.80
5	20	2016	6	18	1,267	9.38	94	13,511	661	606	52.17	47.83
7	7	2016	5	17	1,267	9.38	95	13,511	706	561	55.72	44.28
10	28	2016	6	18	1,267	9.38	96	13,511	681	586	53.75	46.25
3	25	2016	6	17	1,266	9.37	97	13,511	699	567	55.21	44.79
5	26	2016	5	17	1,266	9.37	98	13,511	759	507	59.95	40.05
6	23	2016	5	17	1,266	9.37	99	13,511	725	541	57.27	42.73
9	4	2016	1	13	1,265	9.36	100	13,511	606	659	47.91	52.09
2	26	2016	6	17	1,264	9.36	101	13,511	660	604	52.22	47.78
6	24	2016	6	18	1,263	9.35	102	13,511	659	604	52.18	47.82
12	2	2016	6	16	1,263	9.35	103	13,511	680	583	53.84	46.16
8	5	2016	6	18	1,262	9.34	104	13,511	654	608	51.82	48.18
4	15	2016	6	16	1,261	9.33	105	13,511	680	581	53.93	46.07
6	17	2016	6	18	1,261	9.33	106	13,511	699	562	55.43	44.57
10	13	2016	5	17	1,261	9.33	107	13,511	669	592	53.05	46.95
10	20	2016	5	17	1,261	9.33	108	13,511	678	583	53.77	46.23
9	16	2016	6	17	1,260	9.33	109	13,511	695	565	55.16	44.84
7	14	2016	5	17	1,258	9.31	110	13,511	718	540	57.07	42.93
8	31	2016	4	18	1,258	9.31	111	13,511	701	557	55.72	44.28
5	20	2016	6	16	1,257	9.30	112	13,511	634	623	50.44	49.56
7	5	2016	3	17	1,257	9.30	113	13,511	710	547	56.48	43.52
8	5	2016	6	17	1,257	9.30	114	13,511	658	599	52.35	47.65
7	8	2016	6	17	1,256	9.30	115	13,511	641	615	51.04	48.96
9	23	2016	6	17	1,256	9.30	116	13,511	645	611	51.35	48.65
4	1	2016	6	16	1,254	9.28	117	13,511	652	602	51.99	48.01
3	11	2016	6	16	1,253	9.27	118	13,511	678	575	54.11	45.89

MO	DY	YR	DAY OF WK	HR	HR VOL	PERCENT OF AADT	HOUR NUMBER	AADT	NORTH VOLUME	SOUTH VOLUME	PERCENT NORTH IS OF TOTAL VOLUME	PERCENT SOUTH IS OF TOTAL VOLUME
9	29	2016	5	16	1,253	9.27	119	13,511	670	583	53.47	46.53
10	21	2016	6	17	1,253	9.27	120	13,511	621	632	49.56	50.44
4	22	2016	6	17	1,252	9.27	121	13,511	638	614	50.96	49.04
8	22	2016	2	16	1,250	9.25	122	13,511	670	580	53.60	46.40
10	13	2016	5	16	1,249	9.24	123	13,511	642	607	51.40	48.60
9	2	2016	6	13	1,248	9.24	124	13,511	687	561	55.05	44.95
6	2	2016	5	16	1,247	9.23	125	13,511	692	555	55.49	44.51
5	26	2016	5	16	1,246	9.22	126	13,511	687	559	55.14	44.86
11	18	2016	6	16	1,246	9.22	127	13,511	680	566	54.57	45.43
9	12	2016	2	16	1,245	9.21	128	13,511	665	580	53.41	46.59
5	6	2016	6	18	1,244	9.21	129	13,511	693	551	55.71	44.29
6	30	2016	5	17	1,243	9.20	130	13,511	684	559	55.03	44.97
4	1	2016	6	18	1,242	9.19	131	13,511	675	567	54.35	45.65
7	17	2016	1	16	1,242	9.19	132	13,511	585	657	47.10	52.90
7	18	2016	2	16	1,242	9.19	133	13,511	675	567	54.35	45.65
9	27	2016	3	16	1,242	9.19	134	13,511	656	586	52.82	47.18
8	4	2016	5	16	1,241	9.19	135	13,511	653	588	52.62	47.38
11	18	2016	6	17	1,241	9.19	136	13,511	641	600	51.65	48.35
11	23	2016	4	17	1,241	9.19	137	13,511	667	574	53.75	46.25
3	17	2016	5	16	1,240	9.18	138	13,511	728	512	58.71	41.29
11	23	2016	4	15	1,240	9.18	139	13,511	643	597	51.85	48.15
7	5	2016	3	16	1,239	9.17	140	13,511	666	573	53.75	46.25
8	5	2016	6	16	1,239	9.17	141	13,511	659	580	53.19	46.81
5	31	2016	3	16	1,238	9.16	142	13,511	693	545	55.98	44.02
6	16	2016	5	17	1,238	9.16	143	13,511	641	597	51.78	48.22
9	4	2016	1	15	1,237	9.16	144	13,511	659	578	53.27	46.73
2	9	2016	3	16	1,236	9.15	145	13,511	689	547	55.74	44.26
6	2	2016	5	17	1,235	9.14	146	13,511	688	547	55.71	44.29
11	14	2016	2	16	1,234	9.13	147	13,511	701	533	56.81	43.19
8	7	2016	1	15	1,233	9.13	148	13,511	655	578	53.12	46.88
7	1	2016	6	15	1,232	9.12	149	13,511	583	649	47.32	52.68
10	6	2016	5	18	1,232	9.12	150	13,511	629	603	51.06	48.94
9	6	2016	3	16	1,231	9.11	151	13,511	700	531	56.86	43.14
3	4	2016	6	18	1,230	9.10	152	13,511	665	565	54.07	45.93
4	29	2016	6	18	1,230	9.10	153	13,511	636	594	51.71	48.29
7	15	2016	6	14	1,229	9.10	154	13,511	648	581	52.73	47.27
4	15	2016	6	18	1,228	9.09	155	13,511	665	563	54.15	45.85
5	18	2016	4	16	1,228	9.09	156	13,511	659	569	53.66	46.34
7	22	2016	6	15	1,228	9.09	157	13,511	604	624	49.19	50.81
8	31	2016	4	16	1,228	9.09	158	13,511	707	521	57.57	42.43
8	19	2016	6	18	1,227	9.08	159	13,511	649	578	52.89	47.11
8	26	2016	6	15	1,227	9.08	160	13,511	626	601	51.02	48.98
2	5	2016	6	16	1,225	9.07	161	13,511	640	585	52.24	47.76
3	3	2016	5	16	1,225	9.07	162	13,511	688	537	56.16	43.84
9	2	2016	6	18	1,225	9.07	163	13,511	652	573	53.22	46.78
11	7	2016	2	17	1,225	9.07	164	13,511	698	527	56.98	43.02
5	18	2016	4	17	1,224	9.06	165	13,511	704	520	57.52	42.48
9	26	2016	2	16	1,224	9.06	166	13,511	670	554	54.74	45.26
10	3	2016	2	17	1,224	9.06	167	13,511	625	599	51.06	48.94
10	17	2016	2	16	1,224	9.06	168	13,511	648	576	52.94	47.06
11	10	2016	5	16	1,224	9.06	169	13,511	641	583	52.37	47.63

MO	DY	YR	DAY OF WK	HR	HR VOL	PERCENT OF AADT	HOUR NUMBER	AADT	NORTH VOLUME	SOUTH VOLUME	PERCENT NORTH IS OF TOTAL VOLUME	PERCENT SOUTH IS OF TOTAL VOLUME
9	9	2016	6	15	1,223	9.05	170	13,511	605	618	49.47	50.53
4	1	2016	6	17	1,222	9.04	171	13,511	633	589	51.80	48.20
5	23	2016	2	16	1,222	9.04	172	13,511	663	559	54.26	45.74
6	26	2016	1	15	1,222	9.04	173	13,511	568	654	46.48	53.52
11	17	2016	5	16	1,222	9.04	174	13,511	696	526	56.96	43.04
2	26	2016	6	18	1,221	9.04	175	13,511	683	538	55.94	44.06
3	4	2016	6	16	1,221	9.04	176	13,511	648	573	53.07	46.93
5	13	2016	6	17	1,221	9.04	177	13,511	690	531	56.51	43.49
8	22	2016	2	17	1,220	9.03	178	13,511	645	575	52.87	47.13
1	22	2016	6	16	1,219	9.02	179	13,511	665	554	54.55	45.45
12	1	2016	5	16	1,219	9.02	180	13,511	668	551	54.80	45.20
6	3	2016	6	18	1,217	9.01	181	13,511	620	597	50.94	49.06
9	6	2016	3	17	1,217	9.01	182	13,511	636	581	52.26	47.74
10	12	2016	4	18	1,217	9.01	183	13,511	617	600	50.70	49.30
12	30	2016	6	16	1,216	9.00	184	13,511	677	539	55.67	44.33
3	21	2016	2	16	1,215	8.99	185	13,511	657	558	54.07	45.93
5	31	2016	3	17	1,215	8.99	186	13,511	688	527	56.63	43.37
6	8	2016	4	17	1,215	8.99	187	13,511	688	527	56.63	43.37
8	21	2016	1	15	1,215	8.99	188	13,511	631	584	51.93	48.07
11	28	2016	2	16	1,215	8.99	189	13,511	685	530	56.38	43.62
2	8	2016	2	16	1,214	8.99	190	13,511	683	531	56.26	43.74
3	10	2016	5	16	1,214	8.99	191	13,511	682	532	56.18	43.82
7	12	2016	3	17	1,214	8.99	192	13,511	658	556	54.20	45.80
9	30	2016	6	15	1,213	8.98	193	13,511	565	648	46.58	53.42
8	3	2016	4	18	1,212	8.97	194	13,511	650	562	53.63	46.37
8	11	2016	5	16	1,212	8.97	195	13,511	663	549	54.70	45.30
2	10	2016	4	17	1,211	8.96	196	13,511	672	539	55.49	44.51
4	18	2016	2	16	1,211	8.96	197	13,511	681	530	56.23	43.77
6	3	2016	6	15	1,211	8.96	198	13,511	615	596	50.78	49.22
9	15	2016	5	18	1,210	8.96	199	13,511	656	554	54.21	45.79
3	23	2016	4	17	1,209	8.95	200	13,511	642	567	53.10	46.90



**AADT= 50,233      K 30 FACTOR= 9.16      K 100 FACTOR= 8.79      K 200 FACTOR= 8.58      D 30 FACTOR= 53.37**



MO	DY	YR	DAY OF WK	HR	HR VOL	PERCENT OF AADT	HOUR NUMBER	AADT	NORTH VOLUME	SOUTH VOLUME	PERCENT NORTH IS OF TOTAL VOLUME	PERCENT SOUTH IS OF TOTAL VOLUME
5	23	2016	2	16	5,024	10.00	1	50,233	3,177	1,847	63.24	36.76
5	23	2016	2	17	4,992	9.94	2	50,233	3,117	1,875	62.44	37.56
5	23	2016	2	18	4,973	9.90	3	50,233	3,289	1,684	66.14	33.86
8	1	2016	2	18	4,870	9.69	4	50,233	2,983	1,887	61.25	38.75
2	16	2016	3	18	4,858	9.67	5	50,233	2,580	2,278	53.11	46.89
12	30	2016	6	17	4,817	9.59	6	50,233	2,745	2,072	56.99	43.01
12	30	2016	6	16	4,781	9.52	7	50,233	2,565	2,216	53.65	46.35
5	20	2016	6	18	4,778	9.51	8	50,233	2,461	2,317	51.51	48.49
5	20	2016	6	17	4,758	9.47	9	50,233	2,471	2,287	51.93	48.07
8	1	2016	2	17	4,716	9.39	10	50,233	2,750	1,966	58.31	41.69
11	11	2016	6	17	4,713	9.38	11	50,233	2,608	2,105	55.34	44.66
9	2	2016	6	17	4,706	9.37	12	50,233	2,599	2,107	55.23	44.77
3	25	2016	6	17	4,693	9.34	13	50,233	2,584	2,109	55.06	44.94
8	1	2016	2	16	4,692	9.34	14	50,233	2,640	2,052	56.27	43.73
7	1	2016	6	16	4,676	9.31	15	50,233	2,505	2,171	53.57	46.43
6	17	2016	6	17	4,672	9.30	16	50,233	2,487	2,185	53.23	46.77

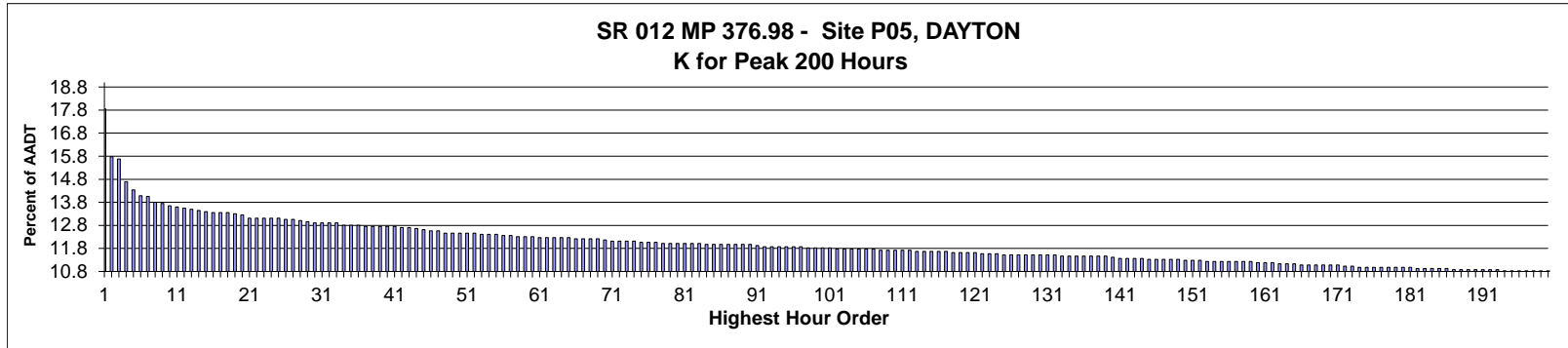


MO	DY	YR	DAY OF WK	HR	HR VOL	PERCENT OF AADT	HOUR NUMBER	AADT	NORTH VOLUME	SOUTH VOLUME	PERCENT NORTH IS OF TOTAL VOLUME	PERCENT SOUTH IS OF TOTAL VOLUME
7	29	2016	6	18	4,671	9.30	17	50,233	2,504	2,167	53.61	46.39
10	10	2016	2	17	4,671	9.30	18	50,233	2,768	1,903	59.26	40.74
8	26	2016	6	17	4,664	9.28	19	50,233	2,536	2,128	54.37	45.63
3	25	2016	6	16	4,654	9.26	20	50,233	2,469	2,185	53.05	46.95
6	3	2016	6	17	4,648	9.25	21	50,233	2,441	2,207	52.52	47.48
9	2	2016	6	16	4,641	9.24	22	50,233	2,530	2,111	54.51	45.49
8	12	2016	6	17	4,640	9.24	23	50,233	2,492	2,148	53.71	46.29
8	12	2016	6	18	4,637	9.23	24	50,233	2,502	2,135	53.96	46.04
2	16	2016	3	17	4,624	9.21	25	50,233	2,355	2,269	50.93	49.07
7	1	2016	6	15	4,619	9.20	26	50,233	2,340	2,279	50.66	49.34
8	11	2016	5	18	4,610	9.18	27	50,233	2,534	2,076	54.97	45.03
11	11	2016	6	16	4,609	9.18	28	50,233	2,412	2,197	52.33	47.67
12	16	2016	6	17	4,605	9.17	29	50,233	2,658	1,947	57.72	42.28
7	29	2016	6	17	4,600	9.16	30	50,233	2,455	2,145	53.37	46.63
3	24	2016	5	17	4,594	9.15	31	50,233	2,420	2,174	52.68	47.32
11	10	2016	5	17	4,587	9.13	32	50,233	2,506	2,081	54.63	45.37
4	29	2016	6	18	4,570	9.10	33	50,233	2,685	1,885	58.75	41.25
8	5	2016	6	17	4,564	9.09	34	50,233	2,462	2,102	53.94	46.06
5	23	2016	2	15	4,559	9.08	35	50,233	2,708	1,851	59.40	40.60
9	1	2016	5	18	4,553	9.06	36	50,233	2,636	1,917	57.90	42.10
5	6	2016	6	17	4,552	9.06	37	50,233	2,460	2,092	54.04	45.96
6	30	2016	5	17	4,552	9.06	38	50,233	2,363	2,189	51.91	48.09
3	25	2016	6	18	4,551	9.06	39	50,233	2,592	1,959	56.95	43.05
4	15	2016	6	17	4,542	9.04	40	50,233	2,484	2,058	54.69	45.31
7	28	2016	5	18	4,534	9.03	41	50,233	2,553	1,981	56.31	43.69
9	1	2016	5	17	4,527	9.01	42	50,233	2,595	1,932	57.32	42.68
8	4	2016	5	18	4,523	9.00	43	50,233	2,561	1,962	56.62	43.38
10	28	2016	6	17	4,523	9.00	44	50,233	2,506	2,017	55.41	44.59
7	29	2016	6	16	4,516	8.99	45	50,233	2,333	2,183	51.66	48.34
7	8	2016	6	17	4,515	8.99	46	50,233	2,438	2,077	54.00	46.00
8	12	2016	6	16	4,511	8.98	47	50,233	2,301	2,210	51.01	48.99
8	25	2016	5	17	4,508	8.97	48	50,233	2,445	2,063	54.24	45.76
7	25	2016	2	18	4,505	8.97	49	50,233	2,556	1,949	56.74	43.26
3	31	2016	5	18	4,504	8.97	50	50,233	2,494	2,010	55.37	44.63
8	2	2016	3	18	4,504	8.97	51	50,233	2,597	1,907	57.66	42.34
12	30	2016	6	15	4,503	8.96	52	50,233	2,352	2,151	52.23	47.77
5	19	2016	5	18	4,499	8.96	53	50,233	2,475	2,024	55.01	44.99
7	8	2016	6	18	4,499	8.96	54	50,233	2,445	2,054	54.35	45.65
10	21	2016	6	16	4,495	8.95	55	50,233	2,412	2,083	53.66	46.34
12	28	2016	4	17	4,495	8.95	56	50,233	2,532	1,963	56.33	43.67
6	24	2016	6	17	4,487	8.93	57	50,233	2,323	2,164	51.77	48.23
6	3	2016	6	18	4,485	8.93	58	50,233	2,424	2,061	54.05	45.95
8	29	2016	2	17	4,485	8.93	59	50,233	2,466	2,019	54.98	45.02
8	30	2016	3	18	4,484	8.93	60	50,233	2,642	1,842	58.92	41.08
10	10	2016	2	18	4,480	8.92	61	50,233	2,782	1,698	62.10	37.90
11	4	2016	6	17	4,479	8.92	62	50,233	2,405	2,074	53.70	46.30
9	2	2016	6	18	4,477	8.91	63	50,233	2,537	1,940	56.67	43.33
11	18	2016	6	17	4,473	8.90	64	50,233	2,418	2,055	54.06	45.94
12	29	2016	5	17	4,472	8.90	65	50,233	2,551	1,921	57.04	42.96
5	6	2016	6	18	4,462	8.88	66	50,233	2,378	2,084	53.29	46.71
9	16	2016	6	17	4,462	8.88	67	50,233	2,294	2,168	51.41	48.59

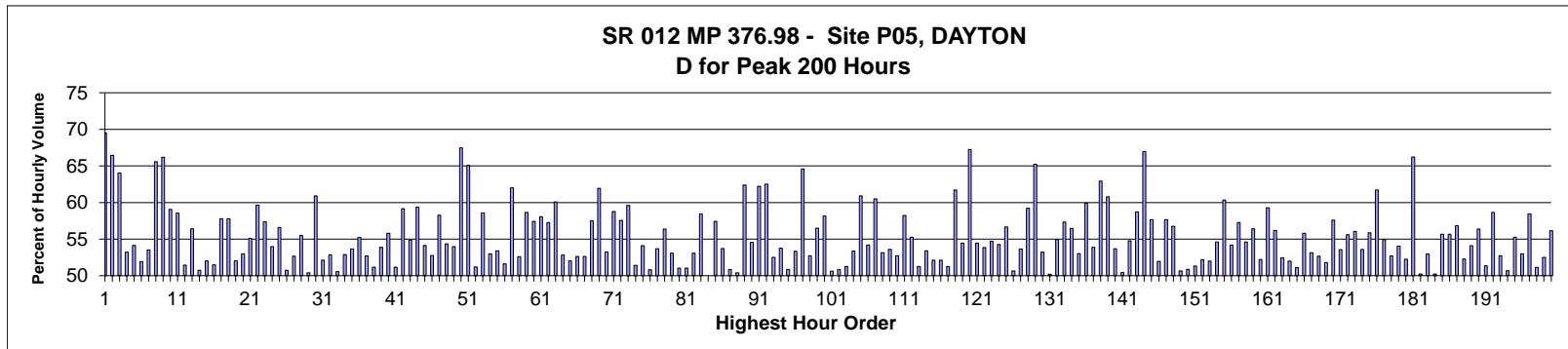
MO	DY	YR	DAY OF WK	HR	HR VOL	PERCENT OF AADT	HOUR NUMBER	AADT	NORTH VOLUME	SOUTH VOLUME	PERCENT NORTH IS OF TOTAL VOLUME	PERCENT SOUTH IS OF TOTAL VOLUME
3	25	2016	6	15	4,459	8.88	68	50,233	2,277	2,182	51.07	48.93
8	3	2016	4	18	4,456	8.87	69	50,233	2,571	1,885	57.70	42.30
11	10	2016	5	18	4,455	8.87	70	50,233	2,420	2,035	54.32	45.68
8	25	2016	5	18	4,453	8.86	71	50,233	2,549	1,904	57.24	42.76
7	15	2016	6	17	4,452	8.86	72	50,233	2,431	2,021	54.60	45.40
3	28	2016	2	17	4,451	8.86	73	50,233	2,588	1,863	58.14	41.86
8	26	2016	6	18	4,450	8.86	74	50,233	2,546	1,904	57.21	42.79
2	8	2016	2	17	4,447	8.85	75	50,233	2,724	1,723	61.25	38.75
7	15	2016	6	16	4,447	8.85	76	50,233	2,318	2,129	52.13	47.87
12	29	2016	5	16	4,446	8.85	77	50,233	2,484	1,962	55.87	44.13
5	27	2016	6	17	4,443	8.84	78	50,233	2,469	1,974	55.57	44.43
5	13	2016	6	17	4,442	8.84	79	50,233	2,355	2,087	53.02	46.98
5	31	2016	3	18	4,442	8.84	80	50,233	2,498	1,944	56.24	43.76
3	23	2016	4	18	4,440	8.84	81	50,233	2,514	1,926	56.62	43.38
4	15	2016	6	16	4,440	8.84	82	50,233	2,418	2,022	54.46	45.54
5	26	2016	5	17	4,439	8.84	83	50,233	2,454	1,985	55.28	44.72
10	7	2016	6	17	4,439	8.84	84	50,233	2,398	2,041	54.02	45.98
9	30	2016	6	17	4,435	8.83	85	50,233	2,403	2,032	54.18	45.82
7	27	2016	4	18	4,431	8.82	86	50,233	2,564	1,867	57.87	42.13
8	29	2016	2	18	4,429	8.82	87	50,233	2,599	1,830	58.68	41.32
8	26	2016	6	16	4,427	8.81	88	50,233	2,398	2,029	54.17	45.83
10	10	2016	2	16	4,426	8.81	89	50,233	2,651	1,775	59.90	40.10
4	1	2016	6	17	4,425	8.81	90	50,233	2,431	1,994	54.94	45.06
6	10	2016	6	16	4,425	8.81	91	50,233	2,291	2,134	51.77	48.23
12	2	2016	6	17	4,425	8.81	92	50,233	2,444	1,981	55.23	44.77
3	24	2016	5	18	4,424	8.81	93	50,233	2,324	2,100	52.53	47.47
8	31	2016	4	18	4,424	8.81	94	50,233	2,642	1,782	59.72	40.28
6	30	2016	5	18	4,423	8.80	95	50,233	2,370	2,053	53.58	46.42
8	19	2016	6	17	4,423	8.80	96	50,233	2,410	2,013	54.49	45.51
7	29	2016	6	15	4,422	8.80	97	50,233	2,214	2,208	50.07	49.93
8	5	2016	6	16	4,422	8.80	98	50,233	2,248	2,174	50.84	49.16
10	5	2016	4	18	4,418	8.80	99	50,233	2,471	1,947	55.93	44.07
7	22	2016	6	18	4,415	8.79	100	50,233	2,498	1,917	56.58	43.42
4	28	2016	5	18	4,413	8.79	101	50,233	2,468	1,945	55.93	44.07
3	28	2016	2	18	4,411	8.78	102	50,233	2,620	1,791	59.40	40.60
12	27	2016	3	17	4,410	8.78	103	50,233	2,451	1,959	55.58	44.42
5	24	2016	3	18	4,409	8.78	104	50,233	2,608	1,801	59.15	40.85
7	28	2016	5	17	4,409	8.78	105	50,233	2,441	1,968	55.36	44.64
4	22	2016	6	17	4,406	8.77	106	50,233	2,409	1,997	54.68	45.32
7	20	2016	4	18	4,406	8.77	107	50,233	2,513	1,893	57.04	42.96
8	23	2016	3	18	4,406	8.77	108	50,233	2,570	1,836	58.33	41.67
5	27	2016	6	16	4,403	8.77	109	50,233	2,426	1,977	55.10	44.90
7	22	2016	6	16	4,403	8.77	110	50,233	2,297	2,106	52.17	47.83
8	24	2016	4	17	4,403	8.77	111	50,233	2,381	2,022	54.08	45.92
12	30	2016	6	18	4,403	8.77	112	50,233	2,462	1,941	55.92	44.08
5	26	2016	5	18	4,401	8.76	113	50,233	2,544	1,857	57.81	42.19
8	11	2016	5	17	4,401	8.76	114	50,233	2,408	1,993	54.71	45.29
4	11	2016	2	18	4,400	8.76	115	50,233	2,640	1,760	60.00	40.00
8	8	2016	2	18	4,399	8.76	116	50,233	2,587	1,812	58.81	41.19
7	6	2016	4	18	4,398	8.76	117	50,233	2,474	1,924	56.25	43.75
7	13	2016	4	18	4,398	8.76	118	50,233	2,508	1,890	57.03	42.97

MO	DY	YR	DAY OF WK	HR	HR VOL	PERCENT OF AADT	HOUR NUMBER	AADT	NORTH VOLUME	SOUTH VOLUME	PERCENT NORTH IS OF TOTAL VOLUME	PERCENT SOUTH IS OF TOTAL VOLUME
7	21	2016	5	17	4,395	8.75	119	50,233	2,419	1,976	55.04	44.96
4	28	2016	5	17	4,391	8.74	120	50,233	2,402	1,989	54.70	45.30
7	1	2016	6	14	4,391	8.74	121	50,233	2,042	2,349	46.50	53.50
7	11	2016	2	18	4,391	8.74	122	50,233	2,491	1,900	56.73	43.27
7	5	2016	3	18	4,390	8.74	123	50,233	2,501	1,889	56.97	43.03
8	9	2016	3	18	4,390	8.74	124	50,233	2,550	1,840	58.09	41.91
8	4	2016	5	17	4,389	8.74	125	50,233	2,361	2,028	53.79	46.21
4	15	2016	6	18	4,388	8.74	126	50,233	2,468	1,920	56.24	43.76
10	7	2016	6	18	4,387	8.73	127	50,233	2,377	2,010	54.18	45.82
12	30	2016	6	14	4,387	8.73	128	50,233	2,066	2,321	47.09	52.91
2	8	2016	2	18	4,385	8.73	129	50,233	2,608	1,777	59.48	40.52
10	21	2016	6	17	4,385	8.73	130	50,233	2,435	1,950	55.53	44.47
4	25	2016	2	18	4,384	8.73	131	50,233	2,542	1,842	57.98	42.02
4	20	2016	4	18	4,380	8.72	132	50,233	2,577	1,803	58.84	41.16
8	18	2016	5	17	4,379	8.72	133	50,233	2,354	2,025	53.76	46.24
9	16	2016	6	18	4,378	8.72	134	50,233	2,384	1,994	54.45	45.55
6	4	2016	7	14	4,373	8.71	135	50,233	2,330	2,043	53.28	46.72
8	2	2016	3	17	4,373	8.71	136	50,233	2,480	1,893	56.71	43.29
2	12	2016	6	17	4,372	8.70	137	50,233	2,426	1,946	55.49	44.51
4	22	2016	6	18	4,372	8.70	138	50,233	2,444	1,928	55.90	44.10
8	5	2016	6	18	4,371	8.70	139	50,233	2,450	1,921	56.05	43.95
7	1	2016	6	13	4,370	8.70	140	50,233	1,938	2,432	44.35	55.65
8	1	2016	2	15	4,370	8.70	141	50,233	2,330	2,040	53.32	46.68
11	28	2016	2	17	4,369	8.70	142	50,233	2,454	1,915	56.17	43.83
7	26	2016	3	18	4,367	8.69	143	50,233	2,589	1,778	59.29	40.71
6	9	2016	5	17	4,364	8.69	144	50,233	2,272	2,092	52.06	47.94
8	24	2016	4	18	4,357	8.67	145	50,233	2,534	1,823	58.16	41.84
11	11	2016	6	14	4,356	8.67	146	50,233	2,050	2,306	47.06	52.94
8	3	2016	4	17	4,354	8.67	147	50,233	2,395	1,959	55.01	44.99
9	9	2016	6	17	4,354	8.67	148	50,233	2,377	1,977	54.59	45.41
2	12	2016	6	18	4,353	8.67	149	50,233	2,511	1,842	57.68	42.32
12	21	2016	4	18	4,353	8.67	150	50,233	2,580	1,773	59.27	40.73
8	18	2016	5	18	4,352	8.66	151	50,233	2,408	1,944	55.33	44.67
8	10	2016	4	18	4,351	8.66	152	50,233	2,497	1,854	57.39	42.61
5	5	2016	5	18	4,347	8.65	153	50,233	2,429	1,918	55.88	44.12
6	2	2016	5	18	4,347	8.65	154	50,233	2,487	1,860	57.21	42.79
10	6	2016	5	18	4,347	8.65	155	50,233	2,518	1,829	57.93	42.07
11	4	2016	6	18	4,347	8.65	156	50,233	2,389	1,958	54.96	45.04
6	17	2016	6	18	4,346	8.65	157	50,233	2,430	1,916	55.91	44.09
8	31	2016	4	17	4,344	8.65	158	50,233	2,469	1,875	56.84	43.16
9	6	2016	3	17	4,344	8.65	159	50,233	2,492	1,852	57.37	42.63
9	20	2016	3	18	4,342	8.64	160	50,233	2,461	1,881	56.68	43.32
11	4	2016	6	16	4,342	8.64	161	50,233	2,330	2,012	53.66	46.34
2	19	2016	6	17	4,341	8.64	162	50,233	2,339	2,002	53.88	46.12
5	18	2016	4	17	4,341	8.64	163	50,233	2,344	1,997	54.00	46.00
9	2	2016	6	15	4,341	8.64	164	50,233	2,208	2,133	50.86	49.14
6	3	2016	6	16	4,340	8.64	165	50,233	2,303	2,037	53.06	46.94
6	7	2016	3	18	4,340	8.64	166	50,233	2,530	1,810	58.29	41.71
5	18	2016	4	18	4,339	8.64	167	50,233	2,493	1,846	57.46	42.54
5	10	2016	3	18	4,338	8.64	168	50,233	2,483	1,855	57.24	42.76
8	30	2016	3	17	4,338	8.64	169	50,233	2,399	1,939	55.30	44.70

MO	DY	YR	DAY OF WK	HR	HR VOL	PERCENT OF AADT	HOUR NUMBER	AADT	NORTH VOLUME	SOUTH VOLUME	PERCENT NORTH IS OF TOTAL VOLUME	PERCENT SOUTH IS OF TOTAL VOLUME
7	1	2016	6	17	4,337	8.63	170	50,233	2,470	1,867	56.95	43.05
11	18	2016	6	16	4,337	8.63	171	50,233	2,364	1,973	54.51	45.49
5	17	2016	3	18	4,335	8.63	172	50,233	2,418	1,917	55.78	44.22
8	19	2016	6	18	4,334	8.63	173	50,233	2,403	1,931	55.45	44.55
11	11	2016	6	15	4,334	8.63	174	50,233	2,181	2,153	50.32	49.68
5	6	2016	6	16	4,333	8.63	175	50,233	2,376	1,957	54.83	45.17
5	4	2016	4	18	4,329	8.62	176	50,233	2,557	1,772	59.07	40.93
8	9	2016	3	17	4,329	8.62	177	50,233	2,450	1,879	56.60	43.40
9	23	2016	6	17	4,328	8.62	178	50,233	2,376	1,952	54.90	45.10
5	20	2016	6	15	4,326	8.61	179	50,233	2,125	2,201	49.12	50.88
7	21	2016	5	18	4,324	8.61	180	50,233	2,493	1,831	57.65	42.35
12	15	2016	5	17	4,324	8.61	181	50,233	2,448	1,876	56.61	43.39
7	30	2016	7	15	4,323	8.61	182	50,233	2,112	2,211	48.85	51.15
8	8	2016	2	17	4,323	8.61	183	50,233	2,383	1,940	55.12	44.88
12	19	2016	2	17	4,322	8.60	184	50,233	2,375	1,947	54.95	45.05
2	17	2016	4	17	4,321	8.60	185	50,233	2,403	1,918	55.61	44.39
7	22	2016	6	17	4,321	8.60	186	50,233	2,342	1,979	54.20	45.80
6	1	2016	4	18	4,319	8.60	187	50,233	2,525	1,794	58.46	41.54
9	30	2016	6	18	4,318	8.60	188	50,233	2,440	1,878	56.51	43.49
12	21	2016	4	17	4,318	8.60	189	50,233	2,451	1,867	56.76	43.24
12	22	2016	5	17	4,317	8.59	190	50,233	2,464	1,853	57.08	42.92
12	16	2016	6	18	4,316	8.59	191	50,233	2,379	1,937	55.12	44.88
4	13	2016	4	18	4,315	8.59	192	50,233	2,565	1,750	59.44	40.56
3	29	2016	3	18	4,314	8.59	193	50,233	2,455	1,859	56.91	43.09
7	22	2016	6	15	4,314	8.59	194	50,233	2,229	2,085	51.67	48.33
4	19	2016	3	18	4,313	8.59	195	50,233	2,459	1,854	57.01	42.99
9	8	2016	5	17	4,313	8.59	196	50,233	2,285	2,028	52.98	47.02
12	20	2016	3	17	4,313	8.59	197	50,233	2,390	1,923	55.41	44.59
12	16	2016	6	16	4,310	8.58	198	50,233	2,380	1,930	55.22	44.78
7	8	2016	6	16	4,308	8.58	199	50,233	2,291	2,017	53.18	46.82
7	25	2016	2	17	4,308	8.58	200	50,233	2,311	1,997	53.64	46.36



AADT= 2,022      K 30 FACTOR= 12.91      K 100 FACTOR= 11.82      K 200 FACTOR= 10.83      D 30 FACTOR= 60.92



MO	DY	YR	DAY OF WK	HR	HR VOL	PERCENT OF AADT	HOUR NUMBER	AADT	EAST VOLUME	WEST VOLUME	PERCENT EAST IS OF TOTAL VOLUME	PERCENT WEST IS OF TOTAL VOLUME
5	30	2016	2	13	361	17.85	1	2,022	110	251	30.47	69.53
5	30	2016	2	14	319	15.78	2	2,022	107	212	33.54	66.46
5	30	2016	2	15	317	15.68	3	2,022	114	203	35.96	64.04
9	2	2016	6	18	297	14.69	4	2,022	158	139	53.20	46.80
9	5	2016	2	15	290	14.34	5	2,022	133	157	45.86	54.14
6	3	2016	6	16	285	14.09	6	2,022	148	137	51.93	48.07
6	26	2016	1	13	284	14.05	7	2,022	132	152	46.48	53.52
5	27	2016	6	15	279	13.80	8	2,022	183	96	65.59	34.41
5	30	2016	2	12	278	13.75	9	2,022	94	184	33.81	66.19
9	5	2016	2	14	276	13.65	10	2,022	113	163	40.94	59.06
5	27	2016	6	17	275	13.60	11	2,022	161	114	58.55	41.45
9	9	2016	6	16	274	13.55	12	2,022	141	133	51.46	48.54
10	14	2016	6	17	273	13.50	13	2,022	154	119	56.41	43.59
11	23	2016	4	16	272	13.45	14	2,022	138	134	50.74	49.26
9	30	2016	6	17	271	13.40	15	2,022	141	130	52.03	47.97
8	14	2016	1	16	270	13.35	16	2,022	131	139	48.52	51.48

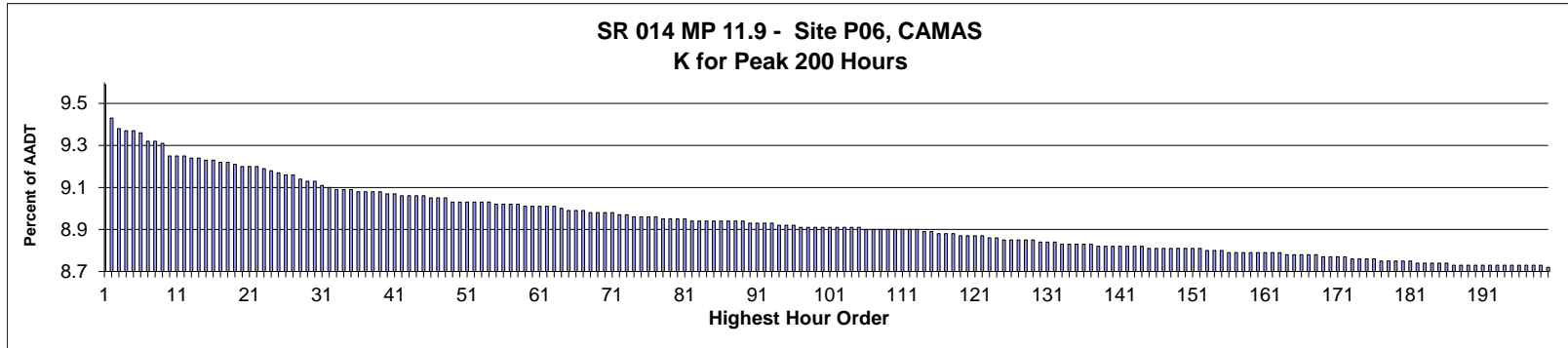
MO	DY	YR	DAY OF WK	HR	HR VOL	PERCENT OF AADT	HOUR NUMBER	AADT	EAST VOLUME	WEST VOLUME	PERCENT EAST IS OF TOTAL VOLUME	PERCENT WEST IS OF TOTAL VOLUME
9	2	2016	6	16	270	13.35	17	2,022	156	114	57.78	42.22
9	11	2016	1	13	270	13.35	18	2,022	114	156	42.22	57.78
11	23	2016	4	14	269	13.30	19	2,022	129	140	47.96	52.04
6	19	2016	1	12	268	13.25	20	2,022	126	142	47.01	52.99
5	28	2016	7	12	265	13.11	21	2,022	146	119	55.09	44.91
5	30	2016	2	16	265	13.11	22	2,022	107	158	40.38	59.62
6	26	2016	1	14	265	13.11	23	2,022	113	152	42.64	57.36
10	14	2016	6	16	265	13.11	24	2,022	143	122	53.96	46.04
11	27	2016	1	16	265	13.11	25	2,022	150	115	56.60	43.40
11	23	2016	4	15	264	13.06	26	2,022	130	134	49.24	50.76
11	27	2016	1	15	264	13.06	27	2,022	139	125	52.65	47.35
9	18	2016	1	12	263	13.01	28	2,022	146	117	55.51	44.49
9	18	2016	1	13	262	12.96	29	2,022	132	130	50.38	49.62
5	27	2016	6	18	261	12.91	30	2,022	159	102	60.92	39.08
9	2	2016	6	17	261	12.91	31	2,022	136	125	52.11	47.89
9	16	2016	6	17	261	12.91	32	2,022	123	138	47.13	52.87
9	18	2016	1	17	261	12.91	33	2,022	132	129	50.57	49.43
8	26	2016	6	15	259	12.81	34	2,022	137	122	52.90	47.10
9	2	2016	6	14	259	12.81	35	2,022	120	139	46.33	53.67
9	9	2016	6	15	259	12.81	36	2,022	143	116	55.21	44.79
4	3	2016	1	16	258	12.76	37	2,022	136	122	52.71	47.29
6	19	2016	1	15	258	12.76	38	2,022	126	132	48.84	51.16
9	2	2016	6	15	258	12.76	39	2,022	139	119	53.88	46.12
9	9	2016	6	17	258	12.76	40	2,022	144	114	55.81	44.19
9	16	2016	6	16	258	12.76	41	2,022	126	132	48.84	51.16
5	27	2016	6	16	257	12.71	42	2,022	152	105	59.14	40.86
10	21	2016	6	17	257	12.71	43	2,022	141	116	54.86	45.14
3	20	2016	1	17	256	12.66	44	2,022	152	104	59.38	40.63
6	26	2016	1	16	255	12.61	45	2,022	117	138	45.88	54.12
6	19	2016	1	17	254	12.56	46	2,022	134	120	52.76	47.24
9	30	2016	6	16	254	12.56	47	2,022	148	106	58.27	41.73
2	15	2016	2	15	252	12.46	48	2,022	115	137	45.63	54.37
4	17	2016	1	16	252	12.46	49	2,022	116	136	46.03	53.97
5	30	2016	2	11	252	12.46	50	2,022	82	170	32.54	67.46
6	26	2016	1	12	252	12.46	51	2,022	88	164	34.92	65.08
8	14	2016	1	15	252	12.46	52	2,022	123	129	48.81	51.19
5	28	2016	7	11	251	12.41	53	2,022	147	104	58.57	41.43
5	30	2016	2	17	251	12.41	54	2,022	118	133	47.01	52.99
10	7	2016	6	16	251	12.41	55	2,022	134	117	53.39	46.61
9	16	2016	6	15	250	12.36	56	2,022	121	129	48.40	51.60
10	16	2016	1	13	250	12.36	57	2,022	95	155	38.00	62.00
6	18	2016	7	12	249	12.31	58	2,022	118	131	47.39	52.61
10	1	2016	7	12	249	12.31	59	2,022	146	103	58.63	41.37
10	2	2016	1	16	249	12.31	60	2,022	106	143	42.57	57.43
3	20	2016	1	16	248	12.27	61	2,022	144	104	58.06	41.94
4	8	2016	6	15	248	12.27	62	2,022	142	106	57.26	42.74
6	17	2016	6	17	248	12.27	63	2,022	99	149	39.92	60.08
6	24	2016	6	14	248	12.27	64	2,022	117	131	47.18	52.82
11	27	2016	1	14	248	12.27	65	2,022	129	119	52.02	47.98
6	17	2016	6	16	247	12.22	66	2,022	130	117	52.63	47.37
8	12	2016	6	18	247	12.22	67	2,022	130	117	52.63	47.37

MO	DY	YR	DAY OF WK	HR	HR VOL	PERCENT OF AADT	HOUR NUMBER	AADT	EAST VOLUME	WEST VOLUME	PERCENT EAST IS OF TOTAL VOLUME	PERCENT WEST IS OF TOTAL VOLUME
9	5	2016	2	12	247	12.22	68	2,022	105	142	42.51	57.49
10	2	2016	1	12	247	12.22	69	2,022	94	153	38.06	61.94
6	17	2016	6	15	246	12.17	70	2,022	131	115	53.25	46.75
5	27	2016	6	14	245	12.12	71	2,022	144	101	58.78	41.22
6	19	2016	1	16	245	12.12	72	2,022	104	141	42.45	57.55
6	24	2016	6	15	245	12.12	73	2,022	146	99	59.59	40.41
6	26	2016	1	15	245	12.12	74	2,022	126	119	51.43	48.57
4	8	2016	6	16	244	12.07	75	2,022	132	112	54.10	45.90
8	12	2016	6	17	244	12.07	76	2,022	124	120	50.82	49.18
8	19	2016	6	17	244	12.07	77	2,022	131	113	53.69	46.31
5	8	2016	1	13	243	12.02	78	2,022	106	137	43.62	56.38
5	20	2016	6	17	243	12.02	79	2,022	114	129	46.91	53.09
6	10	2016	6	17	243	12.02	80	2,022	124	119	51.03	48.97
8	12	2016	6	15	243	12.02	81	2,022	119	124	48.97	51.03
9	16	2016	6	14	243	12.02	82	2,022	129	114	53.09	46.91
10	1	2016	7	15	243	12.02	83	2,022	142	101	58.44	41.56
5	13	2016	6	17	242	11.97	84	2,022	121	121	50.00	50.00
6	19	2016	1	14	242	11.97	85	2,022	103	139	42.56	57.44
8	26	2016	6	16	242	11.97	86	2,022	130	112	53.72	46.28
9	11	2016	1	15	242	11.97	87	2,022	123	119	50.83	49.17
9	18	2016	1	16	242	11.97	88	2,022	122	120	50.41	49.59
10	2	2016	1	13	242	11.97	89	2,022	91	151	37.60	62.40
10	2	2016	1	15	242	11.97	90	2,022	110	132	45.45	54.55
10	1	2016	7	16	241	11.92	91	2,022	150	91	62.24	37.76
5	27	2016	6	13	240	11.87	92	2,022	150	90	62.50	37.50
8	12	2016	6	13	240	11.87	93	2,022	126	114	52.50	47.50
8	19	2016	6	13	240	11.87	94	2,022	111	129	46.25	53.75
9	5	2016	2	16	240	11.87	95	2,022	118	122	49.17	50.83
9	5	2016	2	17	240	11.87	96	2,022	112	128	46.67	53.33
10	16	2016	1	12	240	11.87	97	2,022	85	155	35.42	64.58
8	12	2016	6	14	239	11.82	98	2,022	126	113	52.72	47.28
8	19	2016	6	15	239	11.82	99	2,022	104	135	43.51	56.49
8	28	2016	1	17	239	11.82	100	2,022	100	139	41.84	58.16
9	18	2016	1	14	239	11.82	101	2,022	118	121	49.37	50.63
6	3	2016	6	17	238	11.77	102	2,022	121	117	50.84	49.16
8	14	2016	1	13	238	11.77	103	2,022	116	122	48.74	51.26
8	28	2016	1	14	238	11.77	104	2,022	111	127	46.64	53.36
9	5	2016	2	13	238	11.77	105	2,022	93	145	39.08	60.92
9	30	2016	6	15	238	11.77	106	2,022	129	109	54.20	45.80
10	23	2016	1	17	238	11.77	107	2,022	94	144	39.50	60.50
4	1	2016	6	16	237	11.72	108	2,022	126	111	53.16	46.84
6	11	2016	7	12	237	11.72	109	2,022	110	127	46.41	53.59
6	12	2016	1	15	237	11.72	110	2,022	112	125	47.26	52.74
6	26	2016	1	17	237	11.72	111	2,022	99	138	41.77	58.23
8	26	2016	6	17	237	11.72	112	2,022	131	106	55.27	44.73
8	18	2016	5	15	236	11.67	113	2,022	121	115	51.27	48.73
9	11	2016	1	16	236	11.67	114	2,022	126	110	53.39	46.61
9	11	2016	1	17	236	11.67	115	2,022	113	123	47.88	52.12
9	23	2016	6	15	236	11.67	116	2,022	123	113	52.12	47.88
10	7	2016	6	17	236	11.67	117	2,022	115	121	48.73	51.27
4	10	2016	1	13	235	11.62	118	2,022	90	145	38.30	61.70

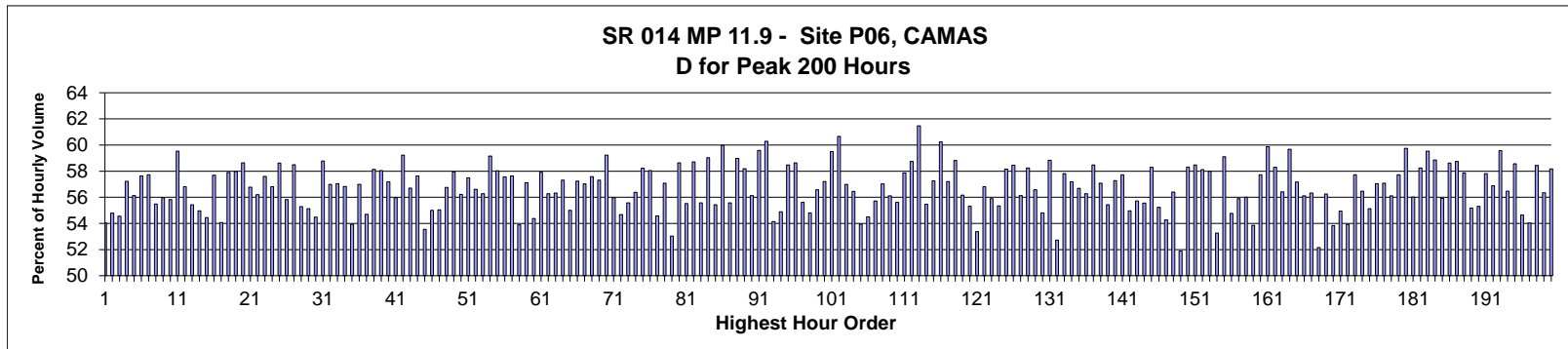
MO	DY	YR	DAY OF WK	HR	HR VOL	PERCENT OF AADT	HOUR NUMBER	AADT	EAST VOLUME	WEST VOLUME	PERCENT EAST IS OF TOTAL VOLUME	PERCENT WEST IS OF TOTAL VOLUME
5	13	2016	6	16	235	11.62	119	2,022	128	107	54.47	45.53
10	2	2016	1	11	235	11.62	120	2,022	77	158	32.77	67.23
10	21	2016	6	16	235	11.62	121	2,022	128	107	54.47	45.53
5	6	2016	6	17	234	11.57	122	2,022	108	126	46.15	53.85
10	7	2016	6	14	234	11.57	123	2,022	128	106	54.70	45.30
11	27	2016	1	13	234	11.57	124	2,022	107	127	45.73	54.27
5	29	2016	1	13	233	11.52	125	2,022	101	132	43.35	56.65
6	10	2016	6	16	233	11.52	126	2,022	118	115	50.64	49.36
8	14	2016	1	17	233	11.52	127	2,022	108	125	46.35	53.65
9	3	2016	7	12	233	11.52	128	2,022	138	95	59.23	40.77
10	8	2016	7	11	233	11.52	129	2,022	152	81	65.24	34.76
11	4	2016	6	17	233	11.52	130	2,022	109	124	46.78	53.22
11	27	2016	1	17	233	11.52	131	2,022	117	116	50.21	49.79
12	26	2016	2	12	233	11.52	132	2,022	105	128	45.06	54.94
6	5	2016	1	12	232	11.47	133	2,022	99	133	42.67	57.33
6	12	2016	1	13	232	11.47	134	2,022	101	131	43.53	56.47
8	12	2016	6	12	232	11.47	135	2,022	123	109	53.02	46.98
8	28	2016	1	12	232	11.47	136	2,022	93	139	40.09	59.91
9	18	2016	1	11	232	11.47	137	2,022	125	107	53.88	46.12
10	1	2016	7	11	232	11.47	138	2,022	146	86	62.93	37.07
10	16	2016	1	15	232	11.47	139	2,022	91	141	39.22	60.78
9	9	2016	6	14	231	11.42	140	2,022	107	124	46.32	53.68
2	15	2016	2	17	230	11.37	141	2,022	116	114	50.43	49.57
5	8	2016	1	17	230	11.37	142	2,022	126	104	54.78	45.22
10	2	2016	1	17	230	11.37	143	2,022	95	135	41.30	58.70
11	27	2016	1	12	230	11.37	144	2,022	76	154	33.04	66.96
5	8	2016	1	14	229	11.33	145	2,022	97	132	42.36	57.64
5	8	2016	1	16	229	11.33	146	2,022	110	119	48.03	51.97
10	2	2016	1	14	229	11.33	147	2,022	97	132	42.36	57.64
10	14	2016	6	14	229	11.33	148	2,022	130	99	56.77	43.23
10	21	2016	6	15	229	11.33	149	2,022	116	113	50.66	49.34
5	6	2016	6	15	228	11.28	150	2,022	116	112	50.88	49.12
6	12	2016	1	14	228	11.28	151	2,022	111	117	48.68	51.32
6	23	2016	5	17	228	11.28	152	2,022	119	109	52.19	47.81
2	19	2016	6	17	227	11.23	153	2,022	118	109	51.98	48.02
4	1	2016	6	17	227	11.23	154	2,022	124	103	54.63	45.37
5	15	2016	1	16	227	11.23	155	2,022	90	137	39.65	60.35
8	14	2016	1	12	227	11.23	156	2,022	104	123	45.81	54.19
9	3	2016	7	14	227	11.23	157	2,022	130	97	57.27	42.73
9	11	2016	1	14	227	11.23	158	2,022	103	124	45.37	54.63
10	14	2016	6	15	227	11.23	159	2,022	128	99	56.39	43.61
6	5	2016	1	16	226	11.18	160	2,022	118	108	52.21	47.79
6	12	2016	1	12	226	11.18	161	2,022	92	134	40.71	59.29
11	23	2016	4	17	226	11.18	162	2,022	127	99	56.19	43.81
2	15	2016	2	16	225	11.13	163	2,022	107	118	47.56	52.44
6	5	2016	1	15	225	11.13	164	2,022	108	117	48.00	52.00
11	4	2016	6	18	225	11.13	165	2,022	115	110	51.11	48.89
2	12	2016	6	17	224	11.08	166	2,022	99	125	44.20	55.80
4	2	2016	7	12	224	11.08	167	2,022	119	105	53.13	46.88
8	19	2016	6	16	224	11.08	168	2,022	118	106	52.68	47.32
8	28	2016	1	13	224	11.08	169	2,022	108	116	48.21	51.79



MO	DY	YR	DAY OF WK	HR	HR VOL	PERCENT OF AADT	HOUR NUMBER	AADT	EAST VOLUME	WEST VOLUME	PERCENT EAST IS OF TOTAL VOLUME	PERCENT WEST IS OF TOTAL VOLUME
9	3	2016	7	13	224	11.08	170	2,022	129	95	57.59	42.41
10	9	2016	1	16	224	11.08	171	2,022	120	104	53.57	46.43
8	11	2016	5	16	223	11.03	172	2,022	99	124	44.39	55.61
8	28	2016	1	16	223	11.03	173	2,022	98	125	43.95	56.05
5	29	2016	1	12	222	10.98	174	2,022	103	119	46.40	53.60
6	12	2016	1	16	222	10.98	175	2,022	124	98	55.86	44.14
6	24	2016	6	16	222	10.98	176	2,022	137	85	61.71	38.29
6	24	2016	6	17	222	10.98	177	2,022	100	122	45.05	54.95
9	3	2016	7	11	222	10.98	178	2,022	117	105	52.70	47.30
9	17	2016	7	11	222	10.98	179	2,022	102	120	45.95	54.05
9	25	2016	1	16	222	10.98	180	2,022	106	116	47.75	52.25
10	8	2016	7	17	222	10.98	181	2,022	75	147	33.78	66.22
4	10	2016	1	17	221	10.93	182	2,022	111	110	50.23	49.77
6	24	2016	6	12	221	10.93	183	2,022	117	104	52.94	47.06
8	13	2016	7	11	221	10.93	184	2,022	110	111	49.77	50.23
10	7	2016	6	15	221	10.93	185	2,022	123	98	55.66	44.34
11	24	2016	5	11	221	10.93	186	2,022	123	98	55.66	44.34
4	9	2016	7	11	220	10.88	187	2,022	95	125	43.18	56.82
4	24	2016	1	17	220	10.88	188	2,022	105	115	47.73	52.27
5	27	2016	6	12	220	10.88	189	2,022	119	101	54.09	45.91
6	24	2016	6	13	220	10.88	190	2,022	124	96	56.36	43.64
8	12	2016	6	16	220	10.88	191	2,022	107	113	48.64	51.36
8	28	2016	1	15	220	10.88	192	2,022	91	129	41.36	58.64
9	15	2016	5	17	220	10.88	193	2,022	104	116	47.27	52.73
5	7	2016	7	11	219	10.83	194	2,022	111	108	50.68	49.32
8	17	2016	4	16	219	10.83	195	2,022	121	98	55.25	44.75
9	2	2016	6	19	219	10.83	196	2,022	103	116	47.03	52.97
9	9	2016	6	18	219	10.83	197	2,022	128	91	58.45	41.55
9	17	2016	7	10	219	10.83	198	2,022	107	112	48.86	51.14
10	9	2016	1	14	219	10.83	199	2,022	115	104	52.51	47.49
11	13	2016	1	16	219	10.83	200	2,022	96	123	43.84	56.16



**AADT=** 44,076     
**K 30 FACTOR=** 9.13     
**K 100 FACTOR=** 8.91     
**K 200 FACTOR=** 8.72     
**D 30 FACTOR=** 54.48



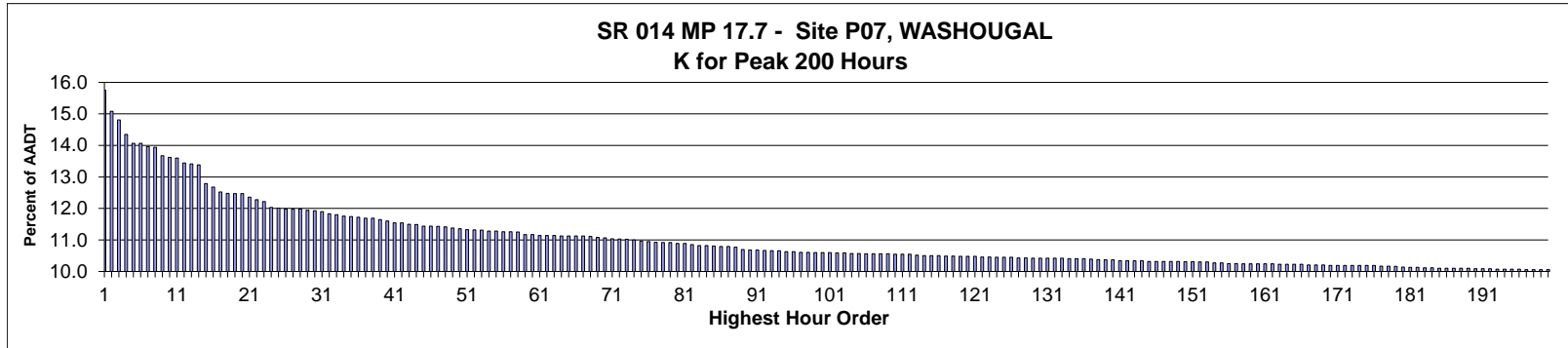
MO	DY	YR	DAY OF WK	HR	HR VOL	PERCENT OF AADT	HOUR NUMBER	AADT	EAST VOLUME	WEST VOLUME	PERCENT EAST IS OF TOTAL VOLUME	PERCENT WEST IS OF TOTAL VOLUME
11	4	2016	6	17	4,227	9.59	1	44,076	2,285	1,942	54.06	45.94
9	30	2016	6	17	4,156	9.43	2	44,076	2,277	1,879	54.79	45.21
9	14	2016	4	17	4,136	9.38	3	44,076	2,256	1,880	54.55	45.45
4	20	2016	4	17	4,128	9.37	4	44,076	2,362	1,766	57.22	42.78
6	3	2016	6	16	4,128	9.37	5	44,076	2,317	1,811	56.13	43.87
9	30	2016	6	18	4,126	9.36	6	44,076	2,378	1,748	57.63	42.37
5	25	2016	4	17	4,106	9.32	7	44,076	2,370	1,736	57.72	42.28
10	19	2016	4	17	4,106	9.32	8	44,076	2,278	1,828	55.48	44.52
9	29	2016	5	17	4,102	9.31	9	44,076	2,296	1,806	55.97	44.03
4	20	2016	4	18	4,077	9.25	10	44,076	2,276	1,801	55.83	44.17
5	5	2016	5	18	4,076	9.25	11	44,076	2,427	1,649	59.54	40.46
6	3	2016	6	17	4,075	9.25	12	44,076	2,315	1,760	56.81	43.19
9	21	2016	4	18	4,073	9.24	13	44,076	2,258	1,815	55.44	44.56
10	21	2016	6	17	4,072	9.24	14	44,076	2,238	1,834	54.96	45.04
5	6	2016	6	17	4,067	9.23	15	44,076	2,214	1,853	54.44	45.56
9	14	2016	4	18	4,067	9.23	16	44,076	2,346	1,721	57.68	42.32

MO	DY	YR	DAY OF WK	HR	HR VOL	PERCENT OF AADT	HOUR NUMBER	AADT	EAST VOLUME	WEST VOLUME	PERCENT IS OF TOTAL VOLUME	PERCENT WEST IS OF TOTAL VOLUME
9	9	2016	6	17	4,063	9.22	17	44,076	2,197	1,866	54.07	45.93
9	28	2016	4	18	4,063	9.22	18	44,076	2,353	1,710	57.91	42.09
5	25	2016	4	18	4,060	9.21	19	44,076	2,354	1,706	57.98	42.02
9	1	2016	5	18	4,054	9.20	20	44,076	2,377	1,677	58.63	41.37
10	12	2016	4	18	4,054	9.20	21	44,076	2,302	1,752	56.78	43.22
9	28	2016	4	17	4,053	9.20	22	44,076	2,278	1,775	56.21	43.79
5	13	2016	6	17	4,050	9.19	23	44,076	2,333	1,717	57.60	42.40
5	5	2016	5	17	4,047	9.18	24	44,076	2,299	1,748	56.81	43.19
6	7	2016	3	17	4,043	9.17	25	44,076	2,370	1,673	58.62	41.38
10	12	2016	4	17	4,037	9.16	26	44,076	2,254	1,783	55.83	44.17
6	2	2016	5	17	4,036	9.16	27	44,076	2,361	1,675	58.50	41.50
9	20	2016	3	17	4,030	9.14	28	44,076	2,228	1,802	55.29	44.71
11	10	2016	5	17	4,026	9.13	29	44,076	2,219	1,807	55.12	44.88
10	21	2016	6	16	4,025	9.13	30	44,076	2,193	1,832	54.48	45.52
9	22	2016	5	18	4,017	9.11	31	44,076	2,361	1,656	58.78	41.22
12	2	2016	6	17	4,013	9.10	32	44,076	2,287	1,726	56.99	43.01
9	1	2016	5	17	4,008	9.09	33	44,076	2,286	1,722	57.04	42.96
5	12	2016	5	17	4,007	9.09	34	44,076	2,277	1,730	56.83	43.17
9	15	2016	5	17	4,007	9.09	35	44,076	2,161	1,846	53.93	46.07
6	8	2016	4	17	4,004	9.08	36	44,076	2,282	1,722	56.99	43.01
9	16	2016	6	17	4,004	9.08	37	44,076	2,190	1,814	54.70	45.30
6	8	2016	4	18	4,003	9.08	38	44,076	2,327	1,676	58.13	41.87
9	8	2016	5	18	4,000	9.08	39	44,076	2,322	1,678	58.05	41.95
8	31	2016	4	18	3,999	9.07	40	44,076	2,287	1,712	57.19	42.81
9	8	2016	5	17	3,999	9.07	41	44,076	2,238	1,761	55.96	44.04
5	4	2016	4	17	3,995	9.06	42	44,076	2,366	1,629	59.22	40.78
9	29	2016	5	18	3,995	9.06	43	44,076	2,265	1,730	56.70	43.30
4	15	2016	6	17	3,992	9.06	44	44,076	2,301	1,691	57.64	42.36
11	4	2016	6	16	3,992	9.06	45	44,076	2,138	1,854	53.56	46.44
9	23	2016	6	17	3,990	9.05	46	44,076	2,195	1,795	55.01	44.99
9	9	2016	6	16	3,987	9.05	47	44,076	2,194	1,793	55.03	44.97
11	2	2016	4	17	3,987	9.05	48	44,076	2,263	1,724	56.76	43.24
6	6	2016	2	17	3,981	9.03	49	44,076	2,306	1,675	57.93	42.07
11	3	2016	5	18	3,981	9.03	50	44,076	2,238	1,743	56.22	43.78
4	28	2016	5	17	3,980	9.03	51	44,076	2,288	1,692	57.49	42.51
5	26	2016	5	17	3,980	9.03	52	44,076	2,253	1,727	56.61	43.39
12	6	2016	3	17	3,980	9.03	53	44,076	2,240	1,740	56.28	43.72
5	18	2016	4	18	3,979	9.03	54	44,076	2,354	1,625	59.16	40.84
9	15	2016	5	18	3,976	9.02	55	44,076	2,307	1,669	58.02	41.98
3	30	2016	4	17	3,975	9.02	56	44,076	2,288	1,687	57.56	42.44
8	23	2016	3	18	3,975	9.02	57	44,076	2,291	1,684	57.64	42.36
6	15	2016	4	17	3,974	9.02	58	44,076	2,142	1,832	53.90	46.10
4	19	2016	3	17	3,972	9.01	59	44,076	2,269	1,703	57.12	42.88
11	18	2016	6	17	3,972	9.01	60	44,076	2,160	1,812	54.38	45.62
5	17	2016	3	17	3,971	9.01	61	44,076	2,300	1,671	57.92	42.08
11	4	2016	6	18	3,971	9.01	62	44,076	2,235	1,736	56.28	43.72
6	22	2016	4	17	3,970	9.01	63	44,076	2,236	1,734	56.32	43.68
9	26	2016	2	17	3,969	9.00	64	44,076	2,275	1,694	57.32	42.68
7	21	2016	5	17	3,963	8.99	65	44,076	2,180	1,783	55.01	44.99
4	26	2016	3	18	3,962	8.99	66	44,076	2,268	1,694	57.24	42.76
5	10	2016	3	17	3,961	8.99	67	44,076	2,259	1,702	57.03	42.97

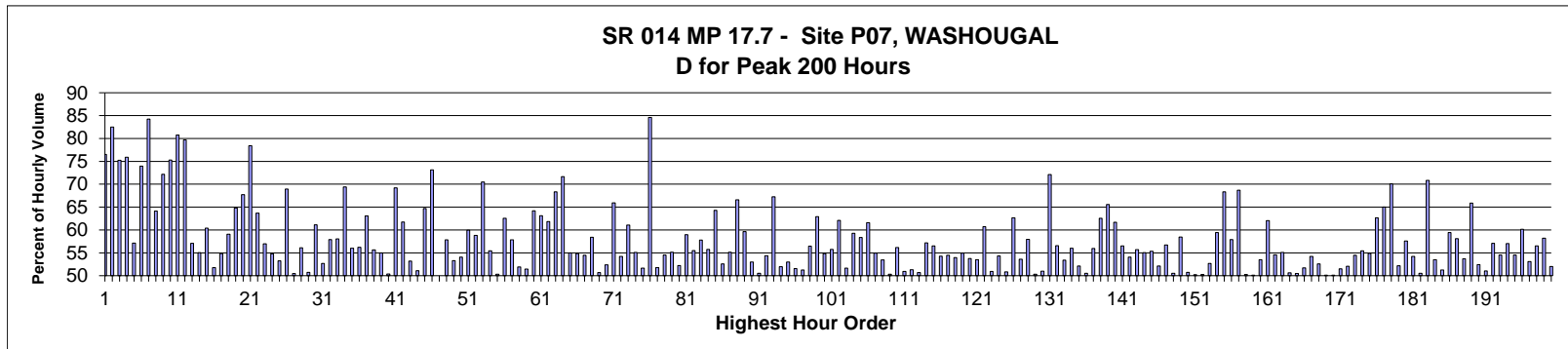
MO	DY	YR	DAY OF WK	HR	HR VOL	PERCENT OF AADT	HOUR NUMBER	AADT	EAST VOLUME	WEST VOLUME	PERCENT EAST IS OF TOTAL VOLUME	PERCENT WEST IS OF TOTAL VOLUME
5	3	2016	3	17	3,960	8.98	68	44,076	2,280	1,680	57.58	42.42
5	18	2016	4	17	3,959	8.98	69	44,076	2,269	1,690	57.31	42.69
6	2	2016	5	18	3,958	8.98	70	44,076	2,344	1,614	59.22	40.78
8	25	2016	5	18	3,956	8.98	71	44,076	2,214	1,742	55.97	44.03
5	13	2016	6	16	3,954	8.97	72	44,076	2,162	1,792	54.68	45.32
7	6	2016	4	17	3,952	8.97	73	44,076	2,196	1,756	55.57	44.43
3	4	2016	6	17	3,950	8.96	74	44,076	2,227	1,723	56.38	43.62
10	18	2016	3	18	3,949	8.96	75	44,076	2,299	1,650	58.22	41.78
9	27	2016	3	18	3,948	8.96	76	44,076	2,292	1,656	58.05	41.95
9	30	2016	6	16	3,948	8.96	77	44,076	2,155	1,793	54.58	45.42
8	11	2016	5	18	3,947	8.95	78	44,076	2,253	1,694	57.08	42.92
5	20	2016	6	16	3,946	8.95	79	44,076	2,093	1,853	53.04	46.96
4	27	2016	4	17	3,945	8.95	80	44,076	2,313	1,632	58.63	41.37
8	5	2016	6	16	3,943	8.95	81	44,076	2,189	1,754	55.52	44.48
6	1	2016	4	18	3,942	8.94	82	44,076	2,314	1,628	58.70	41.30
6	29	2016	4	17	3,942	8.94	83	44,076	2,191	1,751	55.58	44.42
10	31	2016	2	17	3,942	8.94	84	44,076	2,327	1,615	59.03	40.97
9	21	2016	4	17	3,941	8.94	85	44,076	2,185	1,756	55.44	44.56
10	3	2016	2	18	3,941	8.94	86	44,076	2,364	1,577	59.98	40.02
3	17	2016	5	17	3,940	8.94	87	44,076	2,190	1,750	55.58	44.42
9	6	2016	3	17	3,939	8.94	88	44,076	2,323	1,616	58.97	41.03
10	25	2016	3	18	3,939	8.94	89	44,076	2,292	1,647	58.19	41.81
10	27	2016	5	18	3,937	8.93	90	44,076	2,210	1,727	56.13	43.87
9	19	2016	2	18	3,935	8.93	91	44,076	2,345	1,590	59.59	40.41
4	11	2016	2	17	3,934	8.93	92	44,076	2,372	1,562	60.29	39.71
6	10	2016	6	16	3,934	8.93	93	44,076	2,130	1,804	54.14	45.86
6	10	2016	6	17	3,933	8.92	94	44,076	2,159	1,774	54.89	45.11
4	29	2016	6	18	3,932	8.92	95	44,076	2,299	1,633	58.47	41.53
9	7	2016	4	18	3,930	8.92	96	44,076	2,304	1,626	58.63	41.37
4	29	2016	6	16	3,929	8.91	97	44,076	2,185	1,744	55.61	44.39
6	2	2016	5	16	3,929	8.91	98	44,076	2,153	1,776	54.80	45.20
10	21	2016	6	18	3,929	8.91	99	44,076	2,223	1,706	56.58	43.42
2	24	2016	4	17	3,928	8.91	100	44,076	2,247	1,681	57.20	42.80
5	3	2016	3	18	3,927	8.91	101	44,076	2,336	1,591	59.49	40.51
5	17	2016	3	18	3,927	8.91	102	44,076	2,382	1,545	60.66	39.34
9	20	2016	3	18	3,926	8.91	103	44,076	2,237	1,689	56.98	43.02
6	1	2016	4	17	3,925	8.91	104	44,076	2,216	1,709	56.46	43.54
6	7	2016	3	16	3,925	8.91	105	44,076	2,117	1,808	53.94	46.06
5	20	2016	6	17	3,923	8.90	106	44,076	2,138	1,785	54.50	45.50
8	17	2016	4	17	3,923	8.90	107	44,076	2,186	1,737	55.72	44.28
9	22	2016	5	17	3,923	8.90	108	44,076	2,237	1,686	57.02	42.98
5	13	2016	6	18	3,922	8.90	109	44,076	2,201	1,721	56.12	43.88
7	20	2016	4	17	3,922	8.90	110	44,076	2,181	1,741	55.61	44.39
5	24	2016	3	18	3,921	8.90	111	44,076	2,269	1,652	57.87	42.13
6	3	2016	6	18	3,921	8.90	112	44,076	2,303	1,618	58.74	41.26
12	2	2016	6	18	3,921	8.90	113	44,076	2,410	1,511	61.46	38.54
10	7	2016	6	17	3,918	8.89	114	44,076	2,173	1,745	55.46	44.54
5	12	2016	5	18	3,917	8.89	115	44,076	2,243	1,674	57.26	42.74
4	12	2016	3	18	3,913	8.88	116	44,076	2,357	1,556	60.24	39.76
2	10	2016	4	17	3,912	8.88	117	44,076	2,238	1,674	57.21	42.79
4	28	2016	5	18	3,912	8.88	118	44,076	2,301	1,611	58.82	41.18

MO	DY	YR	DAY OF WK	HR	HR VOL	PERCENT OF AADT	HOUR NUMBER	AADT	EAST VOLUME	WEST VOLUME	PERCENT EAST IS OF TOTAL VOLUME	PERCENT WEST IS OF TOTAL VOLUME
2	5	2016	6	17	3,911	8.87	119	44,076	2,197	1,714	56.17	43.83
8	5	2016	6	17	3,909	8.87	120	44,076	2,163	1,746	55.33	44.67
4	15	2016	6	16	3,908	8.87	121	44,076	2,086	1,822	53.38	46.62
7	13	2016	4	18	3,908	8.87	122	44,076	2,220	1,688	56.81	43.19
8	24	2016	4	17	3,906	8.86	123	44,076	2,183	1,723	55.89	44.11
8	10	2016	4	17	3,904	8.86	124	44,076	2,161	1,743	55.35	44.65
6	7	2016	3	18	3,901	8.85	125	44,076	2,269	1,632	58.16	41.84
12	1	2016	5	17	3,901	8.85	126	44,076	2,280	1,621	58.45	41.55
11	29	2016	3	17	3,900	8.85	127	44,076	2,189	1,711	56.13	43.87
4	18	2016	2	17	3,899	8.85	128	44,076	2,271	1,628	58.25	41.75
7	21	2016	5	18	3,899	8.85	129	44,076	2,206	1,693	56.58	43.42
5	27	2016	6	17	3,897	8.84	130	44,076	2,136	1,761	54.81	45.19
2	9	2016	3	18	3,896	8.84	131	44,076	2,292	1,604	58.83	41.17
5	26	2016	5	16	3,896	8.84	132	44,076	2,054	1,842	52.72	47.28
5	6	2016	6	18	3,893	8.83	133	44,076	2,251	1,642	57.82	42.18
5	31	2016	3	17	3,893	8.83	134	44,076	2,226	1,667	57.18	42.82
6	20	2016	2	17	3,892	8.83	135	44,076	2,206	1,686	56.68	43.32
7	13	2016	4	17	3,892	8.83	136	44,076	2,190	1,702	56.27	43.73
8	17	2016	4	18	3,892	8.83	137	44,076	2,276	1,616	58.48	41.52
4	15	2016	6	18	3,889	8.82	138	44,076	2,220	1,669	57.08	42.92
9	9	2016	6	18	3,888	8.82	139	44,076	2,155	1,733	55.43	44.57
9	12	2016	2	17	3,887	8.82	140	44,076	2,226	1,661	57.27	42.73
10	28	2016	6	18	3,887	8.82	141	44,076	2,244	1,643	57.73	42.27
1	22	2016	6	17	3,886	8.82	142	44,076	2,136	1,750	54.97	45.03
6	28	2016	3	17	3,886	8.82	143	44,076	2,165	1,721	55.71	44.29
11	10	2016	5	18	3,886	8.82	144	44,076	2,159	1,727	55.56	44.44
3	31	2016	5	17	3,884	8.81	145	44,076	2,264	1,620	58.29	41.71
9	7	2016	4	17	3,884	8.81	146	44,076	2,145	1,739	55.23	44.77
5	6	2016	6	16	3,883	8.81	147	44,076	2,107	1,776	54.26	45.74
8	31	2016	4	17	3,883	8.81	148	44,076	2,190	1,693	56.40	43.60
10	28	2016	6	16	3,883	8.81	149	44,076	2,015	1,868	51.89	48.11
5	16	2016	2	17	3,882	8.81	150	44,076	2,264	1,618	58.32	41.68
6	30	2016	5	18	3,882	8.81	151	44,076	2,270	1,612	58.48	41.52
7	14	2016	5	18	3,882	8.81	152	44,076	2,256	1,626	58.11	41.89
3	3	2016	5	17	3,880	8.80	153	44,076	2,250	1,630	57.99	42.01
5	7	2016	7	12	3,879	8.80	154	44,076	1,813	2,066	46.74	53.26
4	12	2016	3	17	3,878	8.80	155	44,076	2,292	1,586	59.10	40.90
6	6	2016	2	16	3,876	8.79	156	44,076	2,123	1,753	54.77	45.23
4	20	2016	4	16	3,875	8.79	157	44,076	2,166	1,709	55.90	44.10
1	8	2016	6	17	3,874	8.79	158	44,076	2,170	1,704	56.01	43.99
6	16	2016	5	17	3,874	8.79	159	44,076	2,086	1,788	53.85	46.15
6	24	2016	6	16	3,874	8.79	160	44,076	2,236	1,638	57.72	42.28
5	10	2016	3	18	3,873	8.79	161	44,076	2,319	1,554	59.88	40.12
5	24	2016	3	17	3,873	8.79	162	44,076	2,258	1,615	58.30	41.70
11	8	2016	3	18	3,873	8.79	163	44,076	2,185	1,688	56.42	43.58
5	4	2016	4	18	3,871	8.78	164	44,076	2,310	1,561	59.67	40.33
4	1	2016	6	17	3,869	8.78	165	44,076	2,212	1,657	57.17	42.83
11	3	2016	5	17	3,869	8.78	166	44,076	2,171	1,698	56.11	43.89
6	24	2016	6	17	3,868	8.78	167	44,076	2,179	1,689	56.33	43.67
9	23	2016	6	16	3,868	8.78	168	44,076	2,017	1,851	52.15	47.85
4	21	2016	5	18	3,867	8.77	169	44,076	2,175	1,692	56.25	43.75

MO	DY	YR	DAY OF WK	HR	HR VOL	PERCENT OF AADT	HOUR NUMBER	AADT	EAST VOLUME	WEST VOLUME	PERCENT EAST IS OF TOTAL VOLUME	PERCENT WEST IS OF TOTAL VOLUME
9	21	2016	4	16	3,866	8.77	170	44,076	2,081	1,785	53.83	46.17
10	28	2016	6	17	3,866	8.77	171	44,076	2,124	1,742	54.94	45.06
10	26	2016	4	17	3,865	8.77	172	44,076	2,084	1,781	53.92	46.08
5	11	2016	4	18	3,862	8.76	173	44,076	2,229	1,633	57.72	42.28
10	3	2016	2	17	3,862	8.76	174	44,076	2,181	1,681	56.47	43.53
5	27	2016	6	16	3,861	8.76	175	44,076	2,128	1,733	55.12	44.88
9	27	2016	3	17	3,859	8.76	176	44,076	2,201	1,658	57.04	42.96
5	2	2016	2	17	3,858	8.75	177	44,076	2,202	1,656	57.08	42.92
7	22	2016	6	17	3,857	8.75	178	44,076	2,164	1,693	56.11	43.89
2	10	2016	4	18	3,856	8.75	179	44,076	2,226	1,630	57.73	42.27
2	23	2016	3	17	3,856	8.75	180	44,076	2,304	1,552	59.75	40.25
6	14	2016	3	17	3,855	8.75	181	44,076	2,160	1,695	56.03	43.97
10	7	2016	6	18	3,854	8.74	182	44,076	2,245	1,609	58.25	41.75
2	8	2016	2	18	3,853	8.74	183	44,076	2,294	1,559	59.54	40.46
1	21	2016	5	17	3,852	8.74	184	44,076	2,267	1,585	58.85	41.15
4	29	2016	6	17	3,851	8.74	185	44,076	2,153	1,698	55.91	44.09
5	2	2016	2	18	3,851	8.74	186	44,076	2,257	1,594	58.61	41.39
4	19	2016	3	18	3,850	8.73	187	44,076	2,262	1,588	58.75	41.25
6	13	2016	2	17	3,850	8.73	188	44,076	2,228	1,622	57.87	42.13
7	8	2016	6	17	3,849	8.73	189	44,076	2,124	1,725	55.18	44.82
9	13	2016	3	17	3,849	8.73	190	44,076	2,129	1,720	55.31	44.69
11	21	2016	2	17	3,849	8.73	191	44,076	2,225	1,624	57.81	42.19
6	27	2016	2	17	3,848	8.73	192	44,076	2,189	1,659	56.89	43.11
11	30	2016	4	18	3,848	8.73	193	44,076	2,292	1,556	59.56	40.44
12	19	2016	2	17	3,848	8.73	194	44,076	2,173	1,675	56.47	43.53
3	17	2016	5	18	3,847	8.73	195	44,076	2,253	1,594	58.57	41.43
4	22	2016	6	16	3,847	8.73	196	44,076	2,102	1,745	54.64	45.36
4	27	2016	4	16	3,847	8.73	197	44,076	2,079	1,768	54.04	45.96
8	30	2016	3	18	3,847	8.73	198	44,076	2,248	1,599	58.44	41.56
8	26	2016	6	16	3,846	8.73	199	44,076	2,167	1,679	56.34	43.66
11	21	2016	2	18	3,844	8.72	200	44,076	2,236	1,608	58.17	41.83



**AADT= 7,226      K 30 FACTOR= 11.93      K 100 FACTOR= 10.60      K 200 FACTOR= 10.06      D 30 FACTOR= 61.14**



MO	DY	YR	DAY OF WK	HR	HR VOL	PERCENT OF AADT	HOUR NUMBER	AADT	EAST VOLUME	WEST VOLUME	PERCENT EAST IS OF TOTAL VOLUME	PERCENT WEST IS OF TOTAL VOLUME
7	23	2016	7	18	1,138	15.75	1	7,226	267	871	23.46	76.54
5	30	2016	2	18	1,090	15.08	2	7,226	191	899	17.52	82.48
5	30	2016	2	17	1,070	14.81	3	7,226	265	805	24.77	75.23
7	23	2016	7	19	1,037	14.35	4	7,226	250	787	24.11	75.89
5	30	2016	2	14	1,017	14.07	5	7,226	436	581	42.87	57.13
7	23	2016	7	17	1,017	14.07	6	7,226	265	752	26.06	73.94
5	30	2016	2	19	1,009	13.96	7	7,226	159	850	15.76	84.24
5	30	2016	2	15	1,007	13.94	8	7,226	361	646	35.85	64.15
5	30	2016	2	16	988	13.67	9	7,226	275	713	27.83	72.17
5	1	2016	1	17	984	13.62	10	7,226	243	741	24.70	75.30
5	1	2016	1	18	983	13.60	11	7,226	189	794	19.23	80.77
7	23	2016	7	20	971	13.44	12	7,226	197	774	20.29	79.71
6	3	2016	6	16	969	13.41	13	7,226	553	416	57.07	42.93
7	24	2016	1	15	967	13.38	14	7,226	435	532	44.98	55.02
7	24	2016	1	16	924	12.79	15	7,226	366	558	39.61	60.39
5	30	2016	2	12	916	12.68	16	7,226	474	442	51.75	48.25

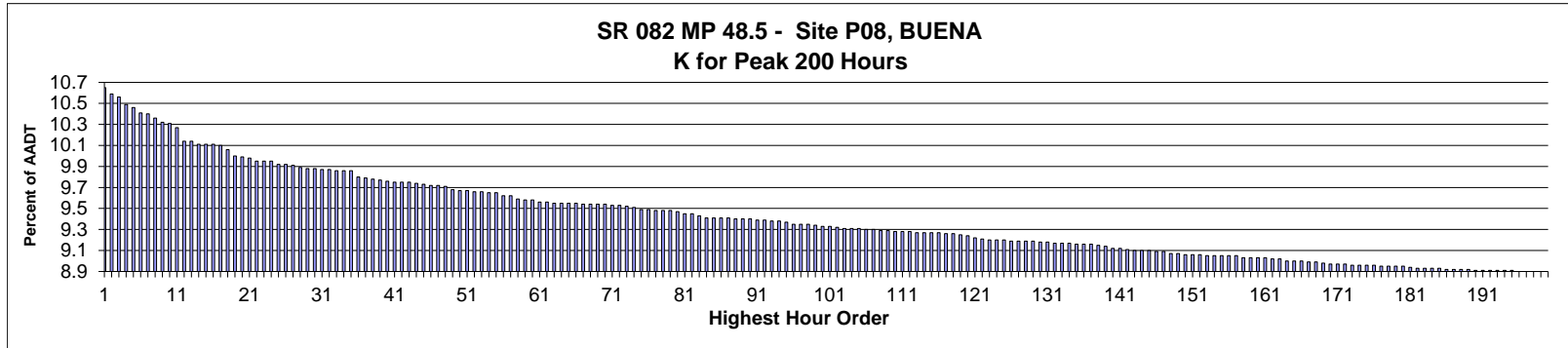
MO	DY	YR	DAY OF WK	HR	HR VOL	PERCENT OF AADT	HOUR NUMBER	AADT	EAST VOLUME	WEST VOLUME	PERCENT EAST IS OF TOTAL VOLUME	PERCENT WEST IS OF TOTAL VOLUME
12	10	2016	7	16	905	12.52	17	7,226	409	496	45.19	54.81
6	3	2016	6	17	902	12.48	18	7,226	533	369	59.09	40.91
7	24	2016	1	17	901	12.47	19	7,226	317	584	35.18	64.82
9	5	2016	2	16	901	12.47	20	7,226	291	610	32.30	67.70
5	1	2016	1	19	893	12.36	21	7,226	193	700	21.61	78.39
12	11	2016	1	12	887	12.28	22	7,226	565	322	63.70	36.30
5	30	2016	2	13	883	12.22	23	7,226	380	503	43.04	56.96
4	17	2016	1	14	869	12.03	24	7,226	393	476	45.22	54.78
8	5	2016	6	17	868	12.01	25	7,226	406	462	46.77	53.23
5	1	2016	1	16	866	11.98	26	7,226	269	597	31.06	68.94
6	19	2016	1	14	866	11.98	27	7,226	429	437	49.54	50.46
6	26	2016	1	15	866	11.98	28	7,226	380	486	43.88	56.12
10	21	2016	6	17	863	11.94	29	7,226	425	438	49.25	50.75
7	23	2016	7	16	862	11.93	30	7,226	335	527	38.86	61.14
9	30	2016	6	17	860	11.90	31	7,226	407	453	47.33	52.67
8	12	2016	6	16	855	11.83	32	7,226	360	495	42.11	57.89
5	1	2016	1	15	853	11.80	33	7,226	358	495	41.97	58.03
7	24	2016	1	18	850	11.76	34	7,226	260	590	30.59	69.41
6	19	2016	1	15	848	11.74	35	7,226	373	475	43.99	56.01
7	24	2016	1	14	847	11.72	36	7,226	371	476	43.80	56.20
4	17	2016	1	16	845	11.69	37	7,226	312	533	36.92	63.08
7	1	2016	6	18	845	11.69	38	7,226	375	470	44.38	55.62
6	12	2016	1	15	842	11.65	39	7,226	379	463	45.01	54.99
12	10	2016	7	15	838	11.60	40	7,226	422	416	50.36	49.64
4	17	2016	1	17	834	11.54	41	7,226	257	577	30.82	69.18
6	26	2016	1	16	834	11.54	42	7,226	319	515	38.25	61.75
11	4	2016	6	17	831	11.50	43	7,226	389	442	46.81	53.19
8	5	2016	6	16	830	11.49	44	7,226	406	424	48.92	51.08
6	19	2016	1	16	827	11.44	45	7,226	292	535	35.31	64.69
9	5	2016	2	17	827	11.44	46	7,226	222	605	26.84	73.16
9	5	2016	2	13	826	11.43	47	7,226	413	413	50.00	50.00
9	16	2016	6	17	825	11.42	48	7,226	348	477	42.18	57.82
6	26	2016	1	14	822	11.38	49	7,226	384	438	46.72	53.28
9	30	2016	6	18	821	11.36	50	7,226	377	444	45.92	54.08
12	11	2016	1	13	819	11.33	51	7,226	491	328	59.95	40.05
9	5	2016	2	14	818	11.32	52	7,226	337	481	41.20	58.80
6	19	2016	1	17	817	11.31	53	7,226	241	576	29.50	70.50
5	1	2016	1	14	815	11.28	54	7,226	363	452	44.54	55.46
7	24	2016	1	13	815	11.28	55	7,226	405	410	49.69	50.31
5	8	2016	1	16	814	11.26	56	7,226	305	509	37.47	62.53
6	3	2016	6	15	814	11.26	57	7,226	471	343	57.86	42.14
12	10	2016	7	14	813	11.25	58	7,226	422	391	51.91	48.09
6	12	2016	1	14	807	11.17	59	7,226	392	415	48.57	51.43
9	5	2016	2	15	807	11.17	60	7,226	289	518	35.81	64.19
6	12	2016	1	16	805	11.14	61	7,226	297	508	36.89	63.11
8	14	2016	1	16	805	11.14	62	7,226	307	498	38.14	61.86
8	21	2016	1	17	805	11.14	63	7,226	255	550	31.68	68.32
6	26	2016	1	18	804	11.13	64	7,226	228	576	28.36	71.64
7	14	2016	5	17	804	11.13	65	7,226	362	442	45.02	54.98
8	14	2016	1	13	804	11.13	66	7,226	363	441	45.15	54.85
8	14	2016	1	14	804	11.13	67	7,226	366	438	45.52	54.48



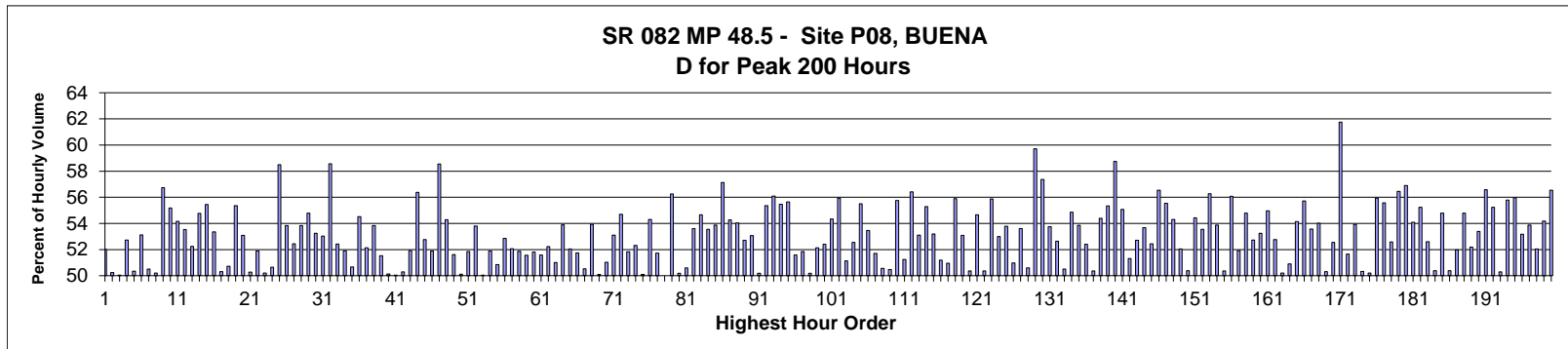
MO	DY	YR	DAY OF WK	HR	HR VOL	PERCENT OF AADT	HOUR NUMBER	AADT	EAST VOLUME	WEST VOLUME	PERCENT EAST IS OF TOTAL VOLUME	PERCENT WEST IS OF TOTAL VOLUME
8	21	2016	1	16	803	11.11	68	7,226	334	469	41.59	58.41
8	21	2016	1	13	801	11.08	69	7,226	395	406	49.31	50.69
8	21	2016	1	14	800	11.07	70	7,226	419	381	52.38	47.63
6	12	2016	1	17	798	11.04	71	7,226	272	526	34.09	65.91
7	30	2016	7	13	797	11.03	72	7,226	432	365	54.20	45.80
10	22	2016	7	16	796	11.02	73	7,226	310	486	38.94	61.06
4	17	2016	1	15	795	11.00	74	7,226	357	438	44.91	55.09
7	22	2016	6	18	792	10.96	75	7,226	409	383	51.64	48.36
5	30	2016	2	20	791	10.95	76	7,226	122	669	15.42	84.58
7	21	2016	5	17	790	10.93	77	7,226	381	409	48.23	51.77
8	28	2016	1	14	789	10.92	78	7,226	359	430	45.50	54.50
11	4	2016	6	16	789	10.92	79	7,226	354	435	44.87	55.13
7	29	2016	6	18	787	10.89	80	7,226	376	411	47.78	52.22
10	22	2016	7	13	787	10.89	81	7,226	464	323	58.96	41.04
7	1	2016	6	17	784	10.85	82	7,226	349	435	44.52	55.48
6	25	2016	7	16	782	10.82	83	7,226	330	452	42.20	57.80
10	22	2016	7	14	782	10.82	84	7,226	436	346	55.75	44.25
7	31	2016	1	16	781	10.81	85	7,226	279	502	35.72	64.28
5	7	2016	7	15	780	10.79	86	7,226	370	410	47.44	52.56
6	19	2016	1	13	780	10.79	87	7,226	430	350	55.13	44.87
7	31	2016	1	17	778	10.77	88	7,226	260	518	33.42	66.58
8	14	2016	1	15	773	10.70	89	7,226	312	461	40.36	59.64
7	29	2016	6	17	772	10.68	90	7,226	363	409	47.02	52.98
8	19	2016	6	16	772	10.68	91	7,226	382	390	49.48	50.52
7	8	2016	6	17	771	10.67	92	7,226	352	419	45.65	54.35
7	17	2016	1	17	770	10.66	93	7,226	252	518	32.73	67.27
8	5	2016	6	18	770	10.66	94	7,226	370	400	48.05	51.95
8	7	2016	1	13	768	10.63	95	7,226	361	407	47.01	52.99
9	11	2016	1	14	768	10.63	96	7,226	372	396	48.44	51.56
8	27	2016	7	15	767	10.61	97	7,226	374	393	48.76	51.24
9	2	2016	6	17	767	10.61	98	7,226	433	334	56.45	43.55
3	19	2016	7	16	766	10.60	99	7,226	284	482	37.08	62.92
5	8	2016	1	15	766	10.60	100	7,226	346	420	45.17	54.83
7	30	2016	7	14	766	10.60	101	7,226	427	339	55.74	44.26
7	17	2016	1	15	765	10.59	102	7,226	290	475	37.91	62.09
9	5	2016	2	12	765	10.59	103	7,226	395	370	51.63	48.37
6	3	2016	6	18	764	10.57	104	7,226	453	311	59.29	40.71
8	6	2016	7	16	764	10.57	105	7,226	318	446	41.62	58.38
4	3	2016	1	16	763	10.56	106	7,226	293	470	38.40	61.60
5	8	2016	1	14	763	10.56	107	7,226	344	419	45.09	54.91
6	26	2016	1	12	763	10.56	108	7,226	355	408	46.53	53.47
6	26	2016	1	13	763	10.56	109	7,226	379	384	49.67	50.33
8	21	2016	1	15	762	10.55	110	7,226	334	428	43.83	56.17
9	25	2016	1	14	762	10.55	111	7,226	374	388	49.08	50.92
10	21	2016	6	18	762	10.55	112	7,226	391	371	51.31	48.69
7	22	2016	6	17	760	10.52	113	7,226	375	385	49.34	50.66
7	2	2016	7	13	759	10.50	114	7,226	434	325	57.18	42.82
7	31	2016	1	15	759	10.50	115	7,226	330	429	43.48	56.52
10	8	2016	7	13	759	10.50	116	7,226	412	347	54.28	45.72
5	7	2016	7	12	758	10.49	117	7,226	413	345	54.49	45.51
7	17	2016	1	14	758	10.49	118	7,226	349	409	46.04	53.96

MO	DY	YR	DAY OF WK	HR	HR VOL	PERCENT OF AADT	HOUR NUMBER	AADT	EAST VOLUME	WEST VOLUME	PERCENT EAST IS OF TOTAL VOLUME	PERCENT WEST IS OF TOTAL VOLUME
8	25	2016	5	17	757	10.48	119	7,226	341	416	45.05	54.95
9	15	2016	5	17	757	10.48	120	7,226	350	407	46.24	53.76
10	28	2016	6	17	757	10.48	121	7,226	352	405	46.50	53.50
4	2	2016	7	16	756	10.46	122	7,226	297	459	39.29	60.71
7	1	2016	6	16	756	10.46	123	7,226	371	385	49.07	50.93
3	19	2016	7	15	755	10.45	124	7,226	345	410	45.70	54.30
5	8	2016	1	13	755	10.45	125	7,226	371	384	49.14	50.86
9	11	2016	1	17	755	10.45	126	7,226	282	473	37.35	62.65
6	17	2016	6	17	754	10.43	127	7,226	404	350	53.58	46.42
8	28	2016	1	15	754	10.43	128	7,226	317	437	42.04	57.96
4	3	2016	1	14	753	10.42	129	7,226	374	379	49.67	50.33
5	13	2016	6	17	753	10.42	130	7,226	369	384	49.00	51.00
6	19	2016	1	18	753	10.42	131	7,226	210	543	27.89	72.11
9	9	2016	6	17	753	10.42	132	7,226	327	426	43.43	56.57
9	25	2016	1	12	753	10.42	133	7,226	402	351	53.39	46.61
6	25	2016	7	13	752	10.41	134	7,226	421	331	55.98	44.02
7	13	2016	4	18	752	10.41	135	7,226	360	392	47.87	52.13
8	12	2016	6	17	752	10.41	136	7,226	372	380	49.47	50.53
8	6	2016	7	14	751	10.39	137	7,226	420	331	55.93	44.07
5	7	2016	7	16	750	10.38	138	7,226	281	469	37.47	62.53
6	26	2016	1	17	749	10.37	139	7,226	258	491	34.45	65.55
7	17	2016	1	16	749	10.37	140	7,226	287	462	38.32	61.68
5	6	2016	6	17	747	10.34	141	7,226	325	422	43.51	56.49
8	4	2016	5	17	747	10.34	142	7,226	343	404	45.92	54.08
9	25	2016	1	15	747	10.34	143	7,226	331	416	44.31	55.69
10	22	2016	7	15	747	10.34	144	7,226	336	411	44.98	55.02
4	8	2016	6	17	746	10.32	145	7,226	333	413	44.64	55.36
5	7	2016	7	14	746	10.32	146	7,226	357	389	47.86	52.14
6	19	2016	1	12	746	10.32	147	7,226	423	323	56.70	43.30
6	24	2016	6	17	746	10.32	148	7,226	369	377	49.46	50.54
6	25	2016	7	12	746	10.32	149	7,226	436	310	58.45	41.55
5	1	2016	1	13	745	10.31	150	7,226	367	378	49.26	50.74
7	23	2016	7	15	745	10.31	151	7,226	374	371	50.20	49.80
7	15	2016	6	16	744	10.30	152	7,226	374	370	50.27	49.73
10	21	2016	6	16	744	10.30	153	7,226	352	392	47.31	52.69
8	7	2016	1	14	742	10.27	154	7,226	301	441	40.57	59.43
10	22	2016	7	17	742	10.27	155	7,226	235	507	31.67	68.33
4	1	2016	6	17	741	10.25	156	7,226	312	429	42.11	57.89
8	14	2016	1	17	741	10.25	157	7,226	232	509	31.31	68.69
6	24	2016	6	16	740	10.24	158	7,226	368	372	49.73	50.27
7	30	2016	7	15	740	10.24	159	7,226	369	371	49.86	50.14
7	31	2016	1	14	740	10.24	160	7,226	344	396	46.49	53.51
8	7	2016	1	16	740	10.24	161	7,226	281	459	37.97	62.03
10	28	2016	6	16	740	10.24	162	7,226	336	404	45.41	54.59
6	12	2016	1	13	739	10.23	163	7,226	407	332	55.07	44.93
6	17	2016	6	18	739	10.23	164	7,226	374	365	50.61	49.39
8	14	2016	1	12	739	10.23	165	7,226	366	373	49.53	50.47
9	9	2016	6	16	739	10.23	166	7,226	357	382	48.31	51.69
4	2	2016	7	15	738	10.21	167	7,226	338	400	45.80	54.20
5	20	2016	6	17	738	10.21	168	7,226	350	388	47.43	52.57
9	23	2016	6	17	738	10.21	169	7,226	368	370	49.86	50.14

MO	DY	YR	DAY OF WK	HR	HR VOL	PERCENT OF AADT	HOUR NUMBER	AADT	EAST VOLUME	WEST VOLUME	PERCENT EAST IS OF TOTAL VOLUME	PERCENT WEST IS OF TOTAL VOLUME
5	13	2016	6	16	736	10.19	170	7,226	367	369	49.86	50.14
5	29	2016	1	14	736	10.19	171	7,226	357	379	48.51	51.49
7	15	2016	6	18	736	10.19	172	7,226	353	383	47.96	52.04
7	16	2016	7	15	736	10.19	173	7,226	335	401	45.52	54.48
7	30	2016	7	12	736	10.19	174	7,226	408	328	55.43	44.57
8	12	2016	6	18	736	10.19	175	7,226	332	404	45.11	54.89
9	25	2016	1	16	736	10.19	176	7,226	275	461	37.36	62.64
3	19	2016	7	17	735	10.17	177	7,226	257	478	34.97	65.03
7	24	2016	1	19	735	10.17	178	7,226	220	515	29.93	70.07
7	14	2016	5	18	734	10.16	179	7,226	351	383	47.82	52.18
5	27	2016	6	18	733	10.14	180	7,226	422	311	57.57	42.43
6	30	2016	5	18	732	10.13	181	7,226	335	397	45.77	54.23
9	4	2016	1	14	732	10.13	182	7,226	362	370	49.45	50.55
8	21	2016	1	18	731	10.12	183	7,226	213	518	29.14	70.86
9	2	2016	6	16	731	10.12	184	7,226	391	340	53.49	46.51
6	25	2016	7	15	730	10.10	185	7,226	356	374	48.77	51.23
8	6	2016	7	17	730	10.10	186	7,226	296	434	40.55	59.45
10	8	2016	7	16	730	10.10	187	7,226	306	424	41.92	58.08
12	10	2016	7	13	730	10.10	188	7,226	392	338	53.70	46.30
12	11	2016	1	11	730	10.10	189	7,226	481	249	65.89	34.11
7	3	2016	1	14	729	10.09	190	7,226	382	347	52.40	47.60
8	26	2016	6	17	729	10.09	191	7,226	357	372	48.97	51.03
9	10	2016	7	16	729	10.09	192	7,226	313	416	42.94	57.06
5	27	2016	6	17	728	10.07	193	7,226	397	331	54.53	45.47
5	28	2016	7	14	728	10.07	194	7,226	415	313	57.01	42.99
7	23	2016	7	12	728	10.07	195	7,226	397	331	54.53	45.47
9	10	2016	7	17	728	10.07	196	7,226	290	438	39.84	60.16
4	2	2016	7	14	727	10.06	197	7,226	386	341	53.09	46.91
4	17	2016	1	13	727	10.06	198	7,226	411	316	56.53	43.47
7	7	2016	5	17	727	10.06	199	7,226	304	423	41.82	58.18
8	13	2016	7	13	727	10.06	200	7,226	378	349	51.99	48.01



AADT= 27,130      K 30 FACTOR= 9.88      K 100 FACTOR= 9.33      K 200 FACTOR= 8.90      D 30 FACTOR= 53.25



MO	DY	YR	DAY OF WK	HR	HR VOL	PERCENT OF AADT	HOUR NUMBER	AADT	EAST VOLUME	WEST VOLUME	PERCENT EAST IS OF TOTAL VOLUME	PERCENT WEST IS OF TOTAL VOLUME
9	30	2016	6	18	2,890	10.65	1	27,130	1,503	1,387	52.01	47.99
9	2	2016	6	17	2,872	10.59	2	27,130	1,429	1,443	49.76	50.24
5	27	2016	6	15	2,865	10.56	3	27,130	1,434	1,431	50.05	49.95
9	23	2016	6	18	2,847	10.49	4	27,130	1,501	1,346	52.72	47.28
5	27	2016	6	16	2,838	10.46	5	27,130	1,409	1,429	49.65	50.35
9	23	2016	6	17	2,823	10.41	6	27,130	1,500	1,323	53.13	46.87
9	30	2016	6	17	2,822	10.40	7	27,130	1,397	1,425	49.50	50.50
5	6	2016	6	16	2,812	10.36	8	27,130	1,400	1,412	49.79	50.21
10	7	2016	6	18	2,801	10.32	9	27,130	1,589	1,212	56.73	43.27
6	17	2016	6	18	2,798	10.31	10	27,130	1,544	1,254	55.18	44.82
9	9	2016	6	18	2,786	10.27	11	27,130	1,509	1,277	54.16	45.84
10	7	2016	6	17	2,751	10.14	12	27,130	1,473	1,278	53.54	46.46
6	17	2016	6	16	2,750	10.14	13	27,130	1,437	1,313	52.25	47.75
10	21	2016	6	18	2,744	10.11	14	27,130	1,503	1,241	54.77	45.23
11	23	2016	4	16	2,743	10.11	15	27,130	1,521	1,222	55.45	44.55
10	21	2016	6	17	2,742	10.11	16	27,130	1,463	1,279	53.36	46.64

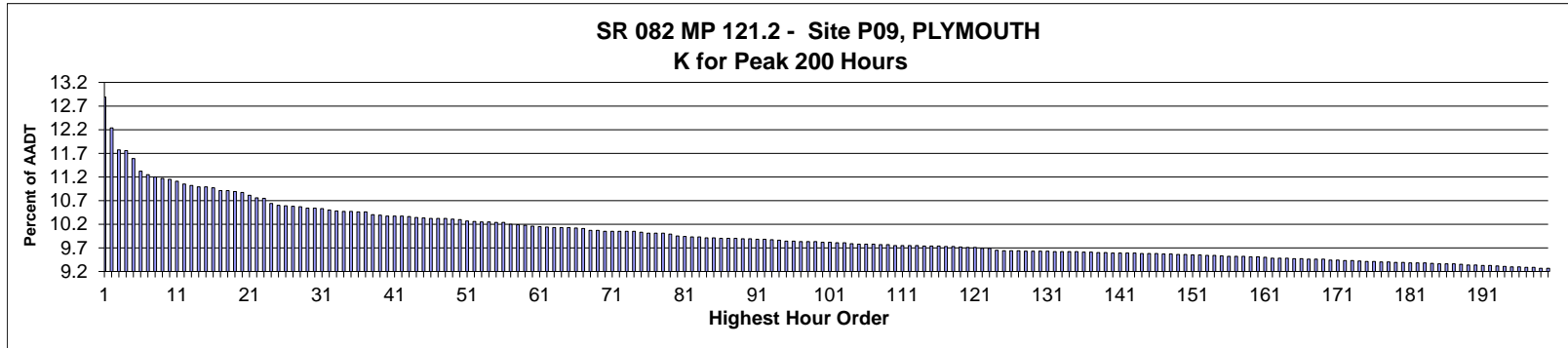
MO	DY	YR	DAY OF WK	HR	HR VOL	PERCENT OF AADT	HOUR NUMBER	AADT	EAST VOLUME	WEST VOLUME	PERCENT IS OF TOTAL VOLUME	PERCENT WEST IS OF TOTAL VOLUME
9	23	2016	6	16	2,741	10.10	17	27,130	1,379	1,362	50.31	49.69
9	2	2016	6	18	2,730	10.06	18	27,130	1,385	1,345	50.73	49.27
6	17	2016	6	17	2,713	10.00	19	27,130	1,502	1,211	55.36	44.64
9	9	2016	6	17	2,711	9.99	20	27,130	1,439	1,272	53.08	46.92
6	10	2016	6	16	2,707	9.98	21	27,130	1,346	1,361	49.72	50.28
9	16	2016	6	17	2,700	9.95	22	27,130	1,401	1,299	51.89	48.11
5	27	2016	6	17	2,699	9.95	23	27,130	1,355	1,344	50.20	49.80
9	2	2016	6	16	2,699	9.95	24	27,130	1,332	1,367	49.35	50.65
6	3	2016	6	18	2,691	9.92	25	27,130	1,574	1,117	58.49	41.51
9	16	2016	6	18	2,690	9.92	26	27,130	1,448	1,242	53.83	46.17
5	20	2016	6	16	2,689	9.91	27	27,130	1,410	1,279	52.44	47.56
8	12	2016	6	17	2,682	9.89	28	27,130	1,444	1,238	53.84	46.16
11	4	2016	6	18	2,681	9.88	29	27,130	1,469	1,212	54.79	45.21
5	6	2016	6	17	2,680	9.88	30	27,130	1,427	1,253	53.25	46.75
11	4	2016	6	17	2,679	9.87	31	27,130	1,421	1,258	53.04	46.96
10	2	2016	1	15	2,677	9.87	32	27,130	1,109	1,568	41.43	58.57
8	19	2016	6	18	2,676	9.86	33	27,130	1,403	1,273	52.43	47.57
11	23	2016	4	15	2,676	9.86	34	27,130	1,389	1,287	51.91	48.09
9	30	2016	6	16	2,674	9.86	35	27,130	1,355	1,319	50.67	49.33
8	12	2016	6	18	2,660	9.80	36	27,130	1,450	1,210	54.51	45.49
6	17	2016	6	15	2,657	9.79	37	27,130	1,385	1,272	52.13	47.87
6	24	2016	6	18	2,654	9.78	38	27,130	1,429	1,225	53.84	46.16
9	16	2016	6	16	2,651	9.77	39	27,130	1,366	1,285	51.53	48.47
4	29	2016	6	16	2,649	9.76	40	27,130	1,321	1,328	49.87	50.13
5	13	2016	6	17	2,646	9.75	41	27,130	1,324	1,322	50.04	49.96
7	1	2016	6	15	2,646	9.75	42	27,130	1,315	1,331	49.70	50.30
4	1	2016	6	16	2,644	9.75	43	27,130	1,373	1,271	51.93	48.07
6	23	2016	5	18	2,643	9.74	44	27,130	1,490	1,153	56.38	43.62
7	15	2016	6	17	2,640	9.73	45	27,130	1,393	1,247	52.77	47.23
6	24	2016	6	17	2,637	9.72	46	27,130	1,368	1,269	51.88	48.12
11	23	2016	4	17	2,636	9.72	47	27,130	1,543	1,093	58.54	41.46
3	18	2016	6	17	2,634	9.71	48	27,130	1,430	1,204	54.29	45.71
5	13	2016	6	15	2,625	9.68	49	27,130	1,355	1,270	51.62	48.38
7	15	2016	6	16	2,624	9.67	50	27,130	1,315	1,309	50.11	49.89
6	10	2016	6	17	2,623	9.67	51	27,130	1,360	1,263	51.85	48.15
10	28	2016	6	17	2,621	9.66	52	27,130	1,410	1,211	53.80	46.20
5	6	2016	6	15	2,620	9.66	53	27,130	1,309	1,311	49.96	50.04
11	23	2016	4	14	2,619	9.65	54	27,130	1,359	1,260	51.89	48.11
8	19	2016	6	16	2,618	9.65	55	27,130	1,331	1,287	50.84	49.16
4	15	2016	6	16	2,611	9.62	56	27,130	1,380	1,231	52.85	47.15
5	20	2016	6	17	2,610	9.62	57	27,130	1,359	1,251	52.07	47.93
8	26	2016	6	16	2,603	9.59	58	27,130	1,350	1,253	51.86	48.14
10	21	2016	6	16	2,599	9.58	59	27,130	1,340	1,259	51.56	48.44
7	1	2016	6	16	2,598	9.58	60	27,130	1,346	1,252	51.81	48.19
11	10	2016	5	17	2,594	9.56	61	27,130	1,338	1,256	51.58	48.42
10	7	2016	6	16	2,593	9.56	62	27,130	1,354	1,239	52.22	47.78
6	10	2016	6	18	2,592	9.55	63	27,130	1,322	1,270	51.00	49.00
8	26	2016	6	18	2,592	9.55	64	27,130	1,397	1,195	53.90	46.10
7	14	2016	5	17	2,590	9.55	65	27,130	1,348	1,242	52.05	47.95
8	19	2016	6	17	2,590	9.55	66	27,130	1,340	1,250	51.74	48.26
6	9	2016	5	18	2,589	9.54	67	27,130	1,281	1,308	49.48	50.52

MO	DY	YR	DAY OF WK	HR	HR VOL	PERCENT OF AADT	HOUR NUMBER	AADT	EAST VOLUME	WEST VOLUME	PERCENT IS OF TOTAL VOLUME	PERCENT WEST IS OF TOTAL VOLUME
7	1	2016	6	17	2,589	9.54	68	27,130	1,396	1,193	53.92	46.08
6	9	2016	5	17	2,587	9.54	69	27,130	1,291	1,296	49.90	50.10
8	5	2016	6	18	2,587	9.54	70	27,130	1,320	1,267	51.02	48.98
4	1	2016	6	17	2,585	9.53	71	27,130	1,373	1,212	53.11	46.89
7	1	2016	6	18	2,585	9.53	72	27,130	1,414	1,171	54.70	45.30
9	30	2016	6	15	2,583	9.52	73	27,130	1,339	1,244	51.84	48.16
5	13	2016	6	16	2,579	9.51	74	27,130	1,349	1,230	52.31	47.69
4	1	2016	6	15	2,575	9.49	75	27,130	1,290	1,285	50.10	49.90
10	28	2016	6	18	2,574	9.49	76	27,130	1,398	1,176	54.31	45.69
8	5	2016	6	16	2,573	9.48	77	27,130	1,331	1,242	51.73	48.27
8	12	2016	6	16	2,572	9.48	78	27,130	1,286	1,286	50.00	50.00
9	22	2016	5	17	2,572	9.48	79	27,130	1,447	1,125	56.26	43.74
5	27	2016	6	14	2,568	9.47	80	27,130	1,279	1,289	49.81	50.19
9	9	2016	6	16	2,565	9.45	81	27,130	1,298	1,267	50.60	49.40
6	3	2016	6	17	2,563	9.45	82	27,130	1,374	1,189	53.61	46.39
8	26	2016	6	17	2,559	9.43	83	27,130	1,399	1,160	54.67	45.33
4	15	2016	6	17	2,554	9.41	84	27,130	1,368	1,186	53.56	46.44
9	1	2016	5	17	2,554	9.41	85	27,130	1,376	1,178	53.88	46.12
10	19	2016	4	17	2,554	9.41	86	27,130	1,459	1,095	57.13	42.87
4	29	2016	6	17	2,552	9.41	87	27,130	1,385	1,167	54.27	45.73
3	29	2016	3	12	2,550	9.40	88	27,130	1,172	1,378	45.96	54.04
7	15	2016	6	18	2,550	9.40	89	27,130	1,344	1,206	52.71	47.29
11	4	2016	6	16	2,550	9.40	90	27,130	1,353	1,197	53.06	46.94
6	10	2016	6	15	2,547	9.39	91	27,130	1,269	1,278	49.82	50.18
8	22	2016	2	17	2,547	9.39	92	27,130	1,410	1,137	55.36	44.64
3	18	2016	6	18	2,544	9.38	93	27,130	1,427	1,117	56.09	43.91
7	8	2016	6	18	2,544	9.38	94	27,130	1,411	1,133	55.46	44.54
10	3	2016	2	17	2,543	9.37	95	27,130	1,415	1,128	55.64	44.36
8	5	2016	6	17	2,538	9.35	96	27,130	1,309	1,229	51.58	48.42
8	12	2016	6	15	2,538	9.35	97	27,130	1,222	1,316	48.15	51.85
4	22	2016	6	15	2,537	9.35	98	27,130	1,264	1,273	49.82	50.18
4	22	2016	6	16	2,534	9.34	99	27,130	1,321	1,213	52.13	47.87
6	30	2016	5	18	2,532	9.33	100	27,130	1,327	1,205	52.41	47.59
7	14	2016	5	18	2,532	9.33	101	27,130	1,376	1,156	54.34	45.66
5	26	2016	5	17	2,528	9.32	102	27,130	1,414	1,114	55.93	44.07
5	20	2016	6	15	2,527	9.31	103	27,130	1,292	1,235	51.13	48.87
6	3	2016	6	16	2,527	9.31	104	27,130	1,328	1,199	52.55	47.45
10	12	2016	4	17	2,526	9.31	105	27,130	1,402	1,124	55.50	44.50
3	11	2016	6	18	2,523	9.30	106	27,130	1,349	1,174	53.47	46.53
8	19	2016	6	15	2,522	9.30	107	27,130	1,218	1,304	48.30	51.70
2	12	2016	6	17	2,520	9.29	108	27,130	1,246	1,274	49.44	50.56
9	2	2016	6	15	2,520	9.29	109	27,130	1,248	1,272	49.52	50.48
6	26	2016	1	14	2,518	9.28	110	27,130	1,114	1,404	44.24	55.76
3	25	2016	6	17	2,517	9.28	111	27,130	1,290	1,227	51.25	48.75
9	22	2016	5	18	2,517	9.28	112	27,130	1,420	1,097	56.42	43.58
4	22	2016	6	17	2,516	9.27	113	27,130	1,336	1,180	53.10	46.90
6	16	2016	5	18	2,516	9.27	114	27,130	1,391	1,125	55.29	44.71
4	8	2016	6	17	2,515	9.27	115	27,130	1,338	1,177	53.20	46.80
6	24	2016	6	16	2,514	9.27	116	27,130	1,227	1,287	48.81	51.19
7	8	2016	6	16	2,512	9.26	117	27,130	1,280	1,232	50.96	49.04
10	2	2016	1	16	2,512	9.26	118	27,130	1,108	1,404	44.11	55.89

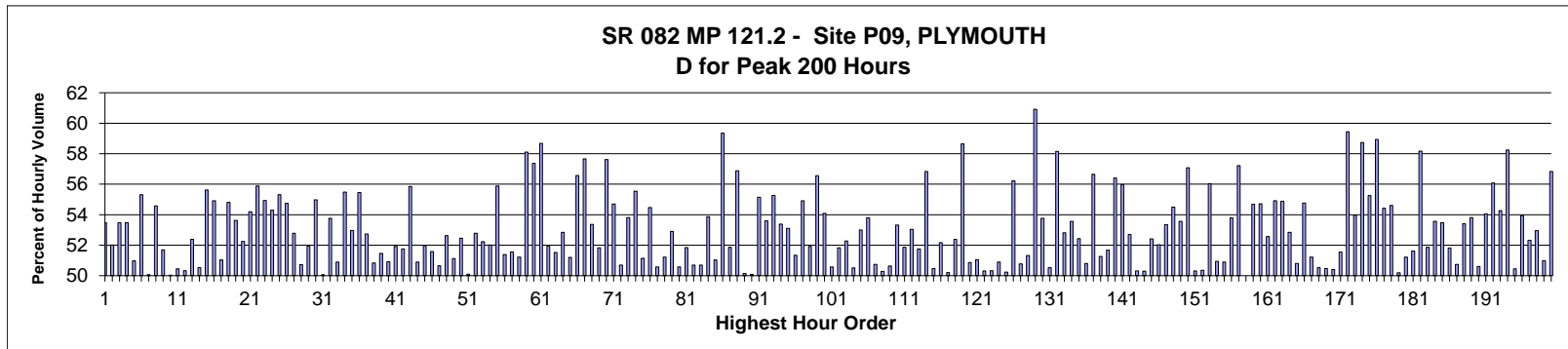
MO	DY	YR	DAY OF WK	HR	HR VOL	PERCENT OF AADT	HOUR NUMBER	AADT	EAST VOLUME	WEST VOLUME	PERCENT EAST IS OF TOTAL VOLUME	PERCENT WEST IS OF TOTAL VOLUME
6	26	2016	1	15	2,509	9.25	119	27,130	1,177	1,332	46.91	53.09
4	29	2016	6	15	2,508	9.24	120	27,130	1,263	1,245	50.36	49.64
2	19	2016	6	18	2,501	9.22	121	27,130	1,367	1,134	54.66	45.34
6	19	2016	1	17	2,500	9.21	122	27,130	1,241	1,259	49.64	50.36
9	15	2016	5	18	2,497	9.20	123	27,130	1,395	1,102	55.87	44.13
3	4	2016	6	18	2,495	9.20	124	27,130	1,322	1,173	52.99	47.01
9	28	2016	4	17	2,495	9.20	125	27,130	1,342	1,153	53.79	46.21
11	18	2016	6	17	2,493	9.19	126	27,130	1,271	1,222	50.98	49.02
9	29	2016	5	17	2,492	9.19	127	27,130	1,336	1,156	53.61	46.39
10	28	2016	6	16	2,492	9.19	128	27,130	1,261	1,231	50.60	49.40
11	23	2016	4	18	2,492	9.19	129	27,130	1,488	1,004	59.71	40.29
9	26	2016	2	17	2,491	9.18	130	27,130	1,429	1,062	57.37	42.63
10	6	2016	5	17	2,491	9.18	131	27,130	1,339	1,152	53.75	46.25
11	3	2016	5	17	2,489	9.17	132	27,130	1,310	1,179	52.63	47.37
2	26	2016	6	17	2,487	9.17	133	27,130	1,256	1,231	50.50	49.50
9	8	2016	5	18	2,487	9.17	134	27,130	1,364	1,123	54.85	45.15
6	2	2016	5	18	2,486	9.16	135	27,130	1,339	1,147	53.86	46.14
8	26	2016	6	15	2,486	9.16	136	27,130	1,303	1,183	52.41	47.59
7	15	2016	6	15	2,484	9.16	137	27,130	1,251	1,233	50.36	49.64
4	8	2016	6	16	2,482	9.15	138	27,130	1,350	1,132	54.39	45.61
10	13	2016	5	17	2,481	9.14	139	27,130	1,373	1,108	55.34	44.66
2	5	2016	6	18	2,475	9.12	140	27,130	1,454	1,021	58.75	41.25
9	8	2016	5	17	2,473	9.12	141	27,130	1,362	1,111	55.07	44.93
3	18	2016	6	16	2,471	9.11	142	27,130	1,268	1,203	51.32	48.68
7	1	2016	6	14	2,470	9.10	143	27,130	1,168	1,302	47.29	52.71
3	11	2016	6	17	2,469	9.10	144	27,130	1,325	1,144	53.67	46.33
7	8	2016	6	17	2,469	9.10	145	27,130	1,295	1,174	52.45	47.55
6	26	2016	1	13	2,467	9.09	146	27,130	1,072	1,395	43.45	56.55
9	29	2016	5	18	2,467	9.09	147	27,130	1,370	1,097	55.53	44.47
10	14	2016	6	18	2,462	9.07	148	27,130	1,337	1,125	54.31	45.69
4	15	2016	6	15	2,461	9.07	149	27,130	1,180	1,281	47.95	52.05
8	21	2016	1	14	2,459	9.06	150	27,130	1,220	1,239	49.61	50.39
10	12	2016	4	18	2,458	9.06	151	27,130	1,338	1,120	54.43	45.57
5	26	2016	5	16	2,457	9.06	152	27,130	1,316	1,141	53.56	46.44
8	3	2016	4	17	2,456	9.05	153	27,130	1,382	1,074	56.27	43.73
8	4	2016	5	18	2,456	9.05	154	27,130	1,323	1,133	53.87	46.13
8	5	2016	6	15	2,454	9.05	155	27,130	1,236	1,218	50.37	49.63
10	4	2016	3	17	2,454	9.05	156	27,130	1,376	1,078	56.07	43.93
10	14	2016	6	16	2,454	9.05	157	27,130	1,274	1,180	51.92	48.08
10	11	2016	3	17	2,451	9.03	158	27,130	1,343	1,108	54.79	45.21
6	19	2016	1	15	2,449	9.03	159	27,130	1,158	1,291	47.28	52.72
6	23	2016	5	17	2,449	9.03	160	27,130	1,304	1,145	53.25	46.75
9	27	2016	3	17	2,449	9.03	161	27,130	1,346	1,103	54.96	45.04
6	19	2016	1	14	2,447	9.02	162	27,130	1,156	1,291	47.24	52.76
9	1	2016	5	16	2,446	9.02	163	27,130	1,228	1,218	50.20	49.80
2	12	2016	6	16	2,442	9.00	164	27,130	1,243	1,199	50.90	49.10
10	20	2016	5	17	2,442	9.00	165	27,130	1,322	1,120	54.14	45.86
3	25	2016	6	18	2,441	9.00	166	27,130	1,360	1,081	55.71	44.29
5	19	2016	5	16	2,438	8.99	167	27,130	1,306	1,132	53.57	46.43
6	3	2016	6	15	2,438	8.99	168	27,130	1,317	1,121	54.02	45.98
7	8	2016	6	15	2,435	8.98	169	27,130	1,225	1,210	50.31	49.69

MO	DY	YR	DAY OF WK	HR	HR VOL	PERCENT OF AADT	HOUR NUMBER	AADT	EAST VOLUME	WEST VOLUME	PERCENT EAST IS OF TOTAL VOLUME	PERCENT WEST IS OF TOTAL VOLUME
5	20	2016	6	14	2,434	8.97	170	27,130	1,279	1,155	52.55	47.45
11	5	2016	7	17	2,434	8.97	171	27,130	931	1,503	38.25	61.75
10	14	2016	6	17	2,433	8.97	172	27,130	1,257	1,176	51.66	48.34
8	16	2016	3	17	2,431	8.96	173	27,130	1,311	1,120	53.93	46.07
7	31	2016	1	17	2,430	8.96	174	27,130	1,223	1,207	50.33	49.67
8	18	2016	5	16	2,430	8.96	175	27,130	1,210	1,220	49.79	50.21
11	11	2016	6	16	2,430	8.96	176	27,130	1,359	1,071	55.93	44.07
6	21	2016	3	18	2,429	8.95	177	27,130	1,350	1,079	55.58	44.42
8	18	2016	5	17	2,428	8.95	178	27,130	1,277	1,151	52.59	47.41
5	8	2016	1	14	2,427	8.95	179	27,130	1,057	1,370	43.55	56.45
8	24	2016	4	18	2,427	8.95	180	27,130	1,381	1,046	56.90	43.10
8	1	2016	2	17	2,426	8.94	181	27,130	1,312	1,114	54.08	45.92
2	26	2016	6	18	2,424	8.93	182	27,130	1,339	1,085	55.24	44.76
3	4	2016	6	17	2,424	8.93	183	27,130	1,275	1,149	52.60	47.40
6	15	2016	4	16	2,423	8.93	184	27,130	1,221	1,202	50.39	49.61
9	6	2016	3	17	2,422	8.93	185	27,130	1,327	1,095	54.79	45.21
10	9	2016	1	15	2,421	8.92	186	27,130	1,201	1,220	49.61	50.39
1	15	2016	6	17	2,420	8.92	187	27,130	1,258	1,162	51.98	48.02
9	19	2016	2	17	2,420	8.92	188	27,130	1,326	1,094	54.79	45.21
11	18	2016	6	16	2,420	8.92	189	27,130	1,263	1,157	52.19	47.81
7	6	2016	4	17	2,418	8.91	190	27,130	1,291	1,127	53.39	46.61
7	12	2016	3	18	2,418	8.91	191	27,130	1,368	1,050	56.58	43.42
8	23	2016	3	18	2,417	8.91	192	27,130	1,335	1,082	55.23	44.77
6	24	2016	6	15	2,416	8.91	193	27,130	1,201	1,215	49.71	50.29
9	14	2016	4	18	2,416	8.91	194	27,130	1,348	1,068	55.79	44.21
11	11	2016	6	17	2,416	8.91	195	27,130	1,352	1,064	55.96	44.04
8	4	2016	5	17	2,415	8.90	196	27,130	1,284	1,131	53.17	46.83
8	18	2016	5	18	2,415	8.90	197	27,130	1,301	1,114	53.87	46.13
9	16	2016	6	15	2,415	8.90	198	27,130	1,257	1,158	52.05	47.95
8	10	2016	4	18	2,414	8.90	199	27,130	1,308	1,106	54.18	45.82
10	5	2016	4	17	2,414	8.90	200	27,130	1,365	1,049	56.55	43.45





AADT= 20,093      K 30 FACTOR= 10.54      K 100 FACTOR= 9.82      K 200 FACTOR= 9.27      D 30 FACTOR= 54.98



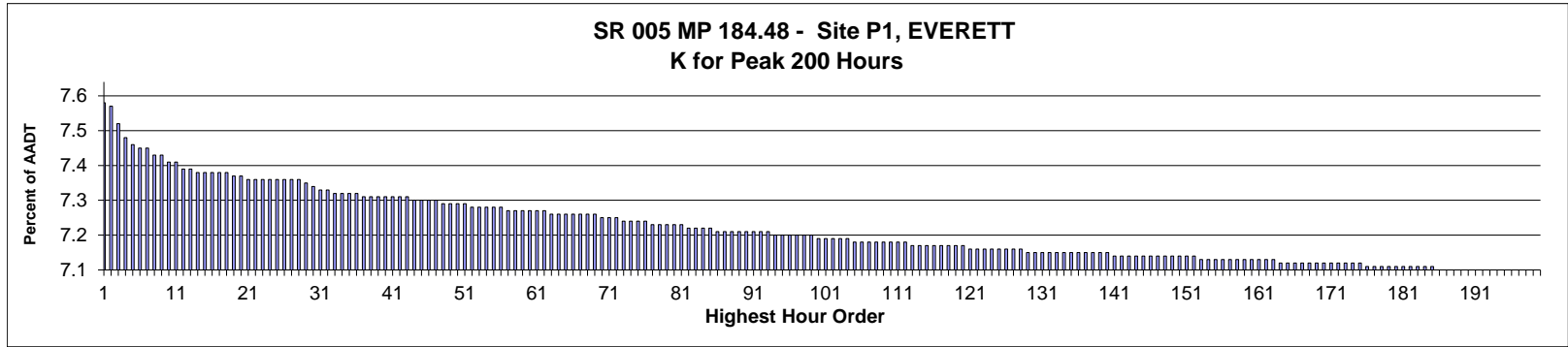
MO	DY	YR	DAY OF WK	HR	HR VOL	PERCENT OF AADT	HOUR NUMBER	AADT	EAST VOLUME	WEST VOLUME	PERCENT EAST IS OF TOTAL VOLUME	PERCENT WEST IS OF TOTAL VOLUME
11	27	2016	1	15	2,590	12.89	1	20,093	1,205	1,385	46.53	53.47
11	27	2016	1	14	2,459	12.24	2	20,093	1,180	1,279	47.99	52.01
11	27	2016	1	13	2,364	11.77	3	20,093	1,100	1,264	46.53	53.47
11	23	2016	4	16	2,362	11.76	4	20,093	1,099	1,263	46.53	53.47
11	23	2016	4	14	2,329	11.59	5	20,093	1,187	1,142	50.97	49.03
11	23	2016	4	17	2,274	11.32	6	20,093	1,016	1,258	44.68	55.32
11	23	2016	4	15	2,261	11.25	7	20,093	1,132	1,129	50.07	49.93
7	1	2016	6	16	2,250	11.20	8	20,093	1,022	1,228	45.42	54.58
9	5	2016	2	16	2,244	11.17	9	20,093	1,084	1,160	48.31	51.69
9	2	2016	6	17	2,240	11.15	10	20,093	1,119	1,121	49.96	50.04
7	1	2016	6	14	2,232	11.11	11	20,093	1,126	1,106	50.45	49.55
7	5	2016	3	15	2,220	11.05	12	20,093	1,103	1,117	49.68	50.32
7	31	2016	1	15	2,214	11.02	13	20,093	1,054	1,160	47.61	52.39
11	23	2016	4	13	2,209	10.99	14	20,093	1,093	1,116	49.48	50.52
7	1	2016	6	17	2,208	10.99	15	20,093	980	1,228	44.38	55.62
8	14	2016	1	15	2,205	10.97	16	20,093	994	1,211	45.08	54.92

MO	DY	YR	DAY OF WK	HR	HR VOL	PERCENT OF AADT	HOUR NUMBER	AADT	EAST VOLUME	WEST VOLUME	PERCENT EAST IS OF TOTAL VOLUME	PERCENT WEST IS OF TOTAL VOLUME
8	5	2016	6	17	2,193	10.91	17	20,093	1,074	1,119	48.97	51.03
11	27	2016	1	16	2,193	10.91	18	20,093	991	1,202	45.19	54.81
7	17	2016	1	14	2,189	10.89	19	20,093	1,015	1,174	46.37	53.63
9	5	2016	2	15	2,184	10.87	20	20,093	1,043	1,141	47.76	52.24
5	30	2016	2	15	2,172	10.81	21	20,093	995	1,177	45.81	54.19
7	31	2016	1	16	2,163	10.76	22	20,093	954	1,209	44.11	55.89
7	22	2016	6	16	2,159	10.75	23	20,093	973	1,186	45.07	54.93
8	7	2016	1	16	2,138	10.64	24	20,093	977	1,161	45.70	54.30
7	17	2016	1	15	2,130	10.60	25	20,093	952	1,178	44.69	55.31
8	14	2016	1	14	2,128	10.59	26	20,093	963	1,165	45.25	54.75
7	1	2016	6	15	2,126	10.58	27	20,093	1,004	1,122	47.22	52.78
7	8	2016	6	14	2,123	10.57	28	20,093	1,046	1,077	49.27	50.73
7	22	2016	6	17	2,118	10.54	29	20,093	1,018	1,100	48.06	51.94
7	5	2016	3	16	2,117	10.54	30	20,093	953	1,164	45.02	54.98
9	5	2016	2	14	2,115	10.53	31	20,093	1,056	1,059	49.93	50.07
8	7	2016	1	15	2,109	10.50	32	20,093	975	1,134	46.23	53.77
9	2	2016	6	18	2,106	10.48	33	20,093	1,034	1,072	49.10	50.90
7	5	2016	3	17	2,103	10.47	34	20,093	936	1,167	44.51	55.49
8	19	2016	6	17	2,103	10.47	35	20,093	989	1,114	47.03	52.97
6	17	2016	6	17	2,101	10.46	36	20,093	936	1,165	44.55	55.45
8	7	2016	1	14	2,101	10.46	37	20,093	993	1,108	47.26	52.74
6	26	2016	1	14	2,089	10.40	38	20,093	1,027	1,062	49.16	50.84
5	27	2016	6	17	2,087	10.39	39	20,093	1,013	1,074	48.54	51.46
7	29	2016	6	16	2,084	10.37	40	20,093	1,023	1,061	49.09	50.91
8	5	2016	6	16	2,084	10.37	41	20,093	1,002	1,082	48.08	51.92
9	5	2016	2	17	2,083	10.37	42	20,093	1,005	1,078	48.25	51.75
7	17	2016	1	16	2,082	10.36	43	20,093	919	1,163	44.14	55.86
7	24	2016	1	14	2,077	10.34	44	20,093	1,020	1,057	49.11	50.89
7	10	2016	1	15	2,076	10.33	45	20,093	997	1,079	48.03	51.97
5	27	2016	6	16	2,074	10.32	46	20,093	1,004	1,070	48.41	51.59
7	22	2016	6	18	2,073	10.32	47	20,093	1,023	1,050	49.35	50.65
9	2	2016	6	16	2,073	10.32	48	20,093	982	1,091	47.37	52.63
11	27	2016	1	12	2,071	10.31	49	20,093	1,012	1,059	48.87	51.13
7	1	2016	6	13	2,070	10.30	50	20,093	984	1,086	47.54	52.46
7	15	2016	6	15	2,064	10.27	51	20,093	1,034	1,030	50.10	49.90
8	12	2016	6	16	2,061	10.26	52	20,093	973	1,088	47.21	52.79
7	8	2016	6	17	2,060	10.25	53	20,093	984	1,076	47.77	52.23
7	22	2016	6	15	2,059	10.25	54	20,093	988	1,071	47.98	52.02
8	14	2016	1	13	2,058	10.24	55	20,093	908	1,150	44.12	55.88
7	15	2016	6	16	2,057	10.24	56	20,093	1,000	1,057	48.61	51.39
8	19	2016	6	16	2,050	10.20	57	20,093	993	1,057	48.44	51.56
6	26	2016	1	15	2,048	10.19	58	20,093	999	1,049	48.78	51.22
7	10	2016	1	16	2,046	10.18	59	20,093	857	1,189	41.89	58.11
8	4	2016	5	17	2,041	10.16	60	20,093	870	1,171	42.63	57.37
6	30	2016	5	17	2,040	10.15	61	20,093	843	1,197	41.32	58.68
7	5	2016	3	14	2,037	10.14	62	20,093	1,058	979	51.94	48.06
4	1	2016	6	17	2,036	10.13	63	20,093	987	1,049	48.48	51.52
8	14	2016	1	16	2,036	10.13	64	20,093	960	1,076	47.15	52.85
7	15	2016	6	17	2,035	10.13	65	20,093	993	1,042	48.80	51.20
5	30	2016	2	16	2,033	10.12	66	20,093	883	1,150	43.43	56.57
11	23	2016	4	18	2,031	10.11	67	20,093	860	1,171	42.34	57.66

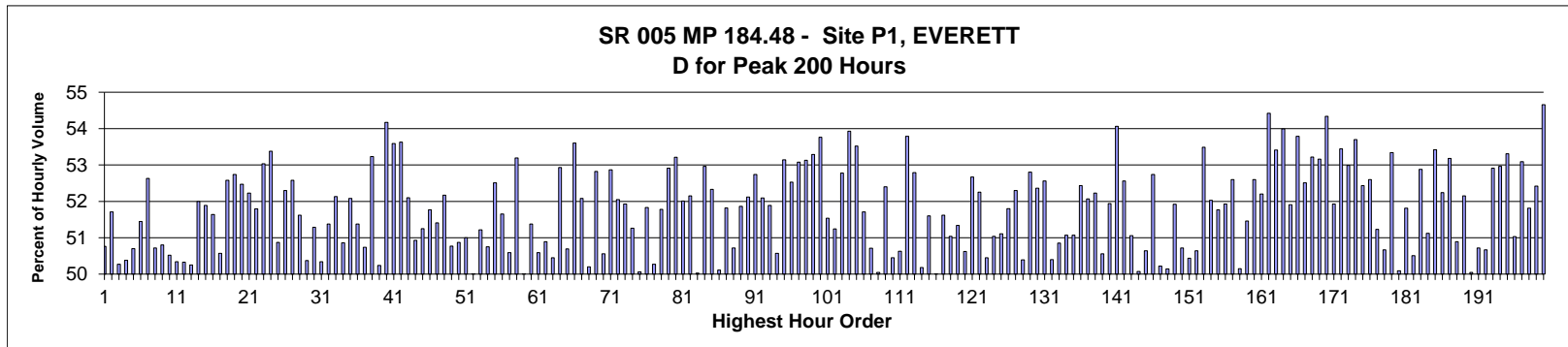
MO	DY	YR	DAY OF WK	HR	HR VOL	PERCENT OF AADT	HOUR NUMBER	AADT	EAST VOLUME	WEST VOLUME	PERCENT EAST IS OF TOTAL VOLUME	PERCENT WEST IS OF TOTAL VOLUME
7	17	2016	1	13	2,024	10.07	68	20,093	944	1,080	46.64	53.36
8	5	2016	6	14	2,024	10.07	69	20,093	1,049	975	51.83	48.17
5	30	2016	2	17	2,020	10.05	70	20,093	856	1,164	42.38	57.62
6	10	2016	6	16	2,020	10.05	71	20,093	915	1,105	45.30	54.70
6	12	2016	1	16	2,020	10.05	72	20,093	996	1,024	49.31	50.69
7	1	2016	6	18	2,020	10.05	73	20,093	933	1,087	46.19	53.81
7	29	2016	6	17	2,020	10.05	74	20,093	898	1,122	44.46	55.54
11	26	2016	7	15	2,016	10.03	75	20,093	1,031	985	51.14	48.86
6	10	2016	6	17	2,012	10.01	76	20,093	916	1,096	45.53	54.47
7	17	2016	1	17	2,011	10.01	77	20,093	994	1,017	49.43	50.57
12	26	2016	2	14	2,011	10.01	78	20,093	981	1,030	48.78	51.22
8	28	2016	1	14	2,007	9.99	79	20,093	945	1,062	47.09	52.91
7	8	2016	6	16	1,999	9.95	80	20,093	988	1,011	49.42	50.58
9	2	2016	6	15	1,998	9.94	81	20,093	962	1,036	48.15	51.85
7	31	2016	1	17	1,996	9.93	82	20,093	984	1,012	49.30	50.70
8	26	2016	6	16	1,996	9.93	83	20,093	984	1,012	49.30	50.70
8	7	2016	1	13	1,992	9.91	84	20,093	919	1,073	46.13	53.87
4	1	2016	6	18	1,991	9.91	85	20,093	1,016	975	51.03	48.97
6	30	2016	5	18	1,990	9.90	86	20,093	809	1,181	40.65	59.35
8	12	2016	6	17	1,990	9.90	87	20,093	958	1,032	48.14	51.86
11	27	2016	1	17	1,990	9.90	88	20,093	858	1,132	43.12	56.88
8	28	2016	1	15	1,988	9.89	89	20,093	991	997	49.85	50.15
7	22	2016	6	14	1,987	9.89	90	20,093	995	992	50.08	49.92
5	30	2016	2	14	1,986	9.88	91	20,093	891	1,095	44.86	55.14
8	7	2016	1	17	1,985	9.88	92	20,093	921	1,064	46.40	53.60
4	10	2016	1	15	1,983	9.87	93	20,093	887	1,096	44.73	55.27
9	30	2016	6	17	1,982	9.86	94	20,093	924	1,058	46.62	53.38
6	19	2016	1	14	1,977	9.84	95	20,093	927	1,050	46.89	53.11
7	8	2016	6	15	1,977	9.84	96	20,093	1,015	962	51.34	48.66
7	10	2016	1	14	1,976	9.83	97	20,093	891	1,085	45.09	54.91
8	5	2016	6	13	1,976	9.83	98	20,093	950	1,026	48.08	51.92
7	21	2016	5	18	1,975	9.83	99	20,093	858	1,117	43.44	56.56
5	6	2016	6	17	1,973	9.82	100	20,093	906	1,067	45.92	54.08
8	12	2016	6	14	1,973	9.82	101	20,093	975	998	49.42	50.58
8	14	2016	1	17	1,972	9.81	102	20,093	950	1,022	48.17	51.83
8	19	2016	6	15	1,972	9.81	103	20,093	941	1,031	47.72	52.28
4	10	2016	1	17	1,968	9.79	104	20,093	974	994	49.49	50.51
8	26	2016	6	17	1,966	9.78	105	20,093	924	1,042	47.00	53.00
6	17	2016	6	16	1,965	9.78	106	20,093	908	1,057	46.21	53.79
9	23	2016	6	17	1,965	9.78	107	20,093	968	997	49.26	50.74
6	12	2016	1	14	1,963	9.77	108	20,093	987	976	50.28	49.72
8	12	2016	6	15	1,963	9.77	109	20,093	969	994	49.36	50.64
7	24	2016	1	13	1,960	9.75	110	20,093	915	1,045	46.68	53.32
3	25	2016	6	17	1,959	9.75	111	20,093	943	1,016	48.14	51.86
5	30	2016	2	13	1,959	9.75	112	20,093	920	1,039	46.96	53.04
9	5	2016	2	13	1,959	9.75	113	20,093	1,014	945	51.76	48.24
6	24	2016	6	17	1,958	9.74	114	20,093	845	1,113	43.16	56.84
8	28	2016	1	16	1,958	9.74	115	20,093	970	988	49.54	50.46
7	24	2016	1	15	1,957	9.74	116	20,093	1,021	936	52.17	47.83
9	2	2016	6	14	1,956	9.73	117	20,093	974	982	49.80	50.20
5	27	2016	6	18	1,955	9.73	118	20,093	931	1,024	47.62	52.38

MO	DY	YR	DAY OF WK	HR	HR VOL	PERCENT OF AADT	HOUR NUMBER	AADT	EAST VOLUME	WEST VOLUME	PERCENT EAST IS OF TOTAL VOLUME	PERCENT WEST IS OF TOTAL VOLUME
8	4	2016	5	18	1,954	9.72	119	20,093	808	1,146	41.35	58.65
7	15	2016	6	18	1,952	9.71	120	20,093	993	959	50.87	49.13
10	7	2016	6	17	1,951	9.71	121	20,093	996	955	51.05	48.95
7	29	2016	6	15	1,948	9.69	122	20,093	980	968	50.31	49.69
6	17	2016	6	14	1,947	9.69	123	20,093	980	967	50.33	49.67
11	23	2016	4	12	1,939	9.65	124	20,093	987	952	50.90	49.10
7	22	2016	6	13	1,937	9.64	125	20,093	973	964	50.23	49.77
7	28	2016	5	17	1,937	9.64	126	20,093	848	1,089	43.78	56.22
6	19	2016	1	15	1,936	9.64	127	20,093	953	983	49.23	50.77
6	12	2016	1	15	1,935	9.63	128	20,093	993	942	51.32	48.68
4	8	2016	6	17	1,934	9.63	129	20,093	756	1,178	39.09	60.91
6	26	2016	1	17	1,934	9.63	130	20,093	894	1,040	46.23	53.77
7	15	2016	6	14	1,934	9.63	131	20,093	957	977	49.48	50.52
6	16	2016	5	17	1,933	9.62	132	20,093	809	1,124	41.85	58.15
6	24	2016	6	15	1,933	9.62	133	20,093	912	1,021	47.18	52.82
6	26	2016	1	16	1,932	9.62	134	20,093	897	1,035	46.43	53.57
8	12	2016	6	18	1,932	9.62	135	20,093	919	1,013	47.57	52.43
6	24	2016	6	14	1,931	9.61	136	20,093	950	981	49.20	50.80
8	11	2016	5	17	1,931	9.61	137	20,093	837	1,094	43.35	56.65
6	24	2016	6	16	1,929	9.60	138	20,093	940	989	48.73	51.27
7	29	2016	6	13	1,929	9.60	139	20,093	932	997	48.32	51.68
6	16	2016	5	18	1,927	9.59	140	20,093	840	1,087	43.59	56.41
7	14	2016	5	18	1,926	9.59	141	20,093	848	1,078	44.03	55.97
8	5	2016	6	18	1,926	9.59	142	20,093	911	1,015	47.30	52.70
12	26	2016	2	13	1,926	9.59	143	20,093	969	957	50.31	49.69
4	1	2016	6	16	1,925	9.58	144	20,093	968	957	50.29	49.71
7	24	2016	1	17	1,925	9.58	145	20,093	1,009	916	52.42	47.58
6	19	2016	1	16	1,924	9.58	146	20,093	923	1,001	47.97	52.03
6	17	2016	6	18	1,923	9.57	147	20,093	897	1,026	46.65	53.35
6	26	2016	1	13	1,923	9.57	148	20,093	875	1,048	45.50	54.50
9	2	2016	6	13	1,921	9.56	149	20,093	892	1,029	46.43	53.57
7	21	2016	5	17	1,920	9.56	150	20,093	824	1,096	42.92	57.08
6	10	2016	6	13	1,918	9.55	151	20,093	965	953	50.31	49.69
6	10	2016	6	14	1,918	9.55	152	20,093	952	966	49.64	50.36
7	2	2016	7	13	1,917	9.54	153	20,093	843	1,074	43.97	56.03
12	26	2016	2	15	1,916	9.54	154	20,093	976	940	50.94	49.06
8	14	2016	1	12	1,914	9.53	155	20,093	940	974	49.11	50.89
4	10	2016	1	16	1,913	9.52	156	20,093	884	1,029	46.21	53.79
7	5	2016	3	18	1,912	9.52	157	20,093	818	1,094	42.78	57.22
11	26	2016	7	14	1,912	9.52	158	20,093	956	956	50.00	50.00
8	26	2016	6	18	1,911	9.51	159	20,093	866	1,045	45.32	54.68
9	16	2016	6	17	1,910	9.51	160	20,093	865	1,045	45.29	54.71
7	31	2016	1	14	1,908	9.50	161	20,093	905	1,003	47.43	52.57
8	1	2016	2	17	1,905	9.48	162	20,093	859	1,046	45.09	54.91
4	10	2016	1	14	1,904	9.48	163	20,093	859	1,045	45.12	54.88
7	5	2016	3	13	1,904	9.48	164	20,093	1,006	898	52.84	47.16
3	25	2016	6	16	1,903	9.47	165	20,093	936	967	49.19	50.81
7	10	2016	1	13	1,903	9.47	166	20,093	861	1,042	45.24	54.76
6	17	2016	6	15	1,900	9.46	167	20,093	927	973	48.79	51.21
8	18	2016	5	15	1,900	9.46	168	20,093	940	960	49.47	50.53
11	26	2016	7	13	1,900	9.46	169	20,093	941	959	49.53	50.47

MO	DY	YR	DAY OF WK	HR	HR VOL	PERCENT OF AADT	HOUR NUMBER	AADT	EAST VOLUME	WEST VOLUME	PERCENT EAST IS OF TOTAL VOLUME	PERCENT WEST IS OF TOTAL VOLUME
5	27	2016	6	14	1,897	9.44	170	20,093	941	956	49.60	50.40
7	24	2016	1	16	1,897	9.44	171	20,093	978	919	51.56	48.44
9	1	2016	5	18	1,894	9.43	172	20,093	768	1,126	40.55	59.45
10	21	2016	6	17	1,894	9.43	173	20,093	872	1,022	46.04	53.96
7	14	2016	5	17	1,893	9.42	174	20,093	781	1,112	41.26	58.74
9	9	2016	6	17	1,891	9.41	175	20,093	846	1,045	44.74	55.26
9	1	2016	5	17	1,890	9.41	176	20,093	776	1,114	41.06	58.94
9	16	2016	6	16	1,889	9.40	177	20,093	861	1,028	45.58	54.42
9	18	2016	1	14	1,888	9.40	178	20,093	857	1,031	45.39	54.61
7	1	2016	6	11	1,887	9.39	179	20,093	940	947	49.81	50.19
10	9	2016	1	16	1,886	9.39	180	20,093	966	920	51.22	48.78
8	19	2016	6	14	1,885	9.38	181	20,093	973	912	51.62	48.38
6	23	2016	5	17	1,884	9.38	182	20,093	788	1,096	41.83	58.17
7	17	2016	1	12	1,884	9.38	183	20,093	907	977	48.14	51.86
9	23	2016	6	16	1,882	9.37	184	20,093	874	1,008	46.44	53.56
7	2	2016	7	12	1,881	9.36	185	20,093	875	1,006	46.52	53.48
7	29	2016	6	14	1,880	9.36	186	20,093	906	974	48.19	51.81
10	7	2016	6	16	1,880	9.36	187	20,093	926	954	49.26	50.74
8	5	2016	6	15	1,878	9.35	188	20,093	875	1,003	46.59	53.41
8	19	2016	6	18	1,877	9.34	189	20,093	867	1,010	46.19	53.81
8	28	2016	1	17	1,877	9.34	190	20,093	950	927	50.61	49.39
6	19	2016	1	13	1,874	9.33	191	20,093	861	1,013	45.94	54.06
7	18	2016	2	17	1,874	9.33	192	20,093	823	1,051	43.92	56.08
5	20	2016	6	17	1,872	9.32	193	20,093	856	1,016	45.73	54.27
8	17	2016	4	18	1,870	9.31	194	20,093	781	1,089	41.76	58.24
7	1	2016	6	12	1,869	9.30	195	20,093	926	943	49.55	50.45
10	2	2016	1	15	1,869	9.30	196	20,093	1,008	861	53.93	46.07
8	8	2016	2	16	1,867	9.29	197	20,093	890	977	47.67	52.33
11	26	2016	7	16	1,866	9.29	198	20,093	878	988	47.05	52.95
6	10	2016	6	15	1,863	9.27	199	20,093	913	950	49.01	50.99
8	1	2016	2	18	1,863	9.27	200	20,093	804	1,059	43.16	56.84



AADT= 187,881      K 30 FACTOR= 7.30      K 100 FACTOR= 7.15      K 200 FACTOR= 7.06      D 30 FACTOR= 51.29



MO	DY	YR	DAY OF WK	HR	HR VOL	PERCENT OF AADT	HOUR NUMBER	AADT	NORTH VOLUME	SOUTH VOLUME	PERCENT NORTH IS OF TOTAL VOLUME	PERCENT SOUTH IS OF TOTAL VOLUME
4	15	2016	6	16	14,168	7.54	1	187,881	7,191	6,977	50.76	49.24
6	14	2016	3	15	14,140	7.53	2	187,881	7,312	6,828	51.71	48.29
9	16	2016	6	17	14,048	7.48	3	187,881	7,062	6,986	50.27	49.73
3	25	2016	6	16	13,986	7.44	4	187,881	7,046	6,940	50.38	49.62
5	20	2016	6	17	13,935	7.42	5	187,881	6,870	7,065	49.30	50.70
9	10	2016	7	12	13,921	7.41	6	187,881	6,758	7,163	48.55	51.45
9	23	2016	6	16	13,919	7.41	7	187,881	7,325	6,594	52.63	47.37
7	23	2016	7	14	13,891	7.39	8	187,881	7,046	6,845	50.72	49.28
7	5	2016	3	17	13,881	7.39	9	187,881	7,051	6,830	50.80	49.20
8	25	2016	5	16	13,851	7.37	10	187,881	6,854	6,997	49.48	50.52
4	16	2016	7	15	13,839	7.37	11	187,881	6,873	6,966	49.66	50.34
5	20	2016	6	16	13,811	7.35	12	187,881	6,951	6,860	50.33	49.67
9	16	2016	6	16	13,810	7.35	13	187,881	6,870	6,940	49.75	50.25
4	15	2016	6	15	13,796	7.34	14	187,881	7,174	6,622	52.00	48.00
4	15	2016	6	17	13,796	7.34	15	187,881	7,159	6,637	51.89	48.11
3	25	2016	6	17	13,791	7.34	16	187,881	7,122	6,669	51.64	48.36

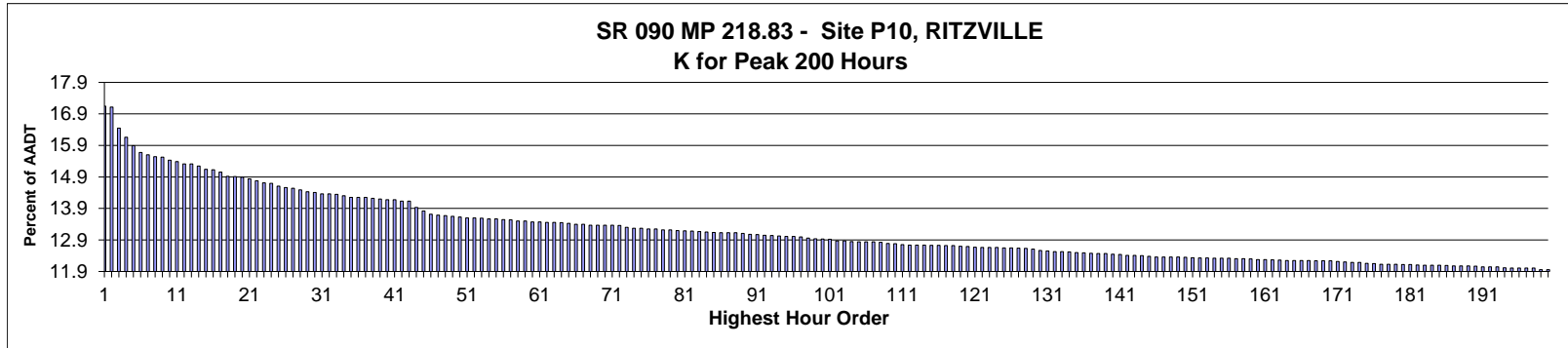
MO	DY	YR	DAY OF WK	HR	HR VOL	PERCENT OF AADT	HOUR NUMBER	AADT	NORTH VOLUME	SOUTH VOLUME	PERCENT NORTH IS OF TOTAL VOLUME	PERCENT SOUTH IS OF TOTAL VOLUME
9	16	2016	6	15	13,788	7.34	17	187,881	6,973	6,815	50.57	49.43
9	23	2016	6	15	13,784	7.34	18	187,881	7,247	6,537	52.58	47.42
2	26	2016	6	15	13,771	7.33	19	187,881	7,263	6,508	52.74	47.26
4	28	2016	5	16	13,771	7.33	20	187,881	7,226	6,545	52.47	47.53
2	5	2016	6	16	13,762	7.32	21	187,881	7,188	6,574	52.23	47.77
7	15	2016	6	15	13,759	7.32	22	187,881	7,126	6,633	51.79	48.21
9	24	2016	7	14	13,758	7.32	23	187,881	7,296	6,462	53.03	46.97
7	1	2016	6	12	13,756	7.32	24	187,881	7,343	6,413	53.38	46.62
8	27	2016	7	12	13,756	7.32	25	187,881	6,758	6,998	49.13	50.87
3	25	2016	6	15	13,754	7.32	26	187,881	7,194	6,560	52.30	47.70
6	18	2016	7	15	13,754	7.32	27	187,881	7,232	6,522	52.58	47.42
7	8	2016	6	15	13,748	7.32	28	187,881	7,097	6,651	51.62	48.38
7	23	2016	7	15	13,741	7.31	29	187,881	6,820	6,921	49.63	50.37
6	19	2016	1	15	13,716	7.30	30	187,881	7,035	6,681	51.29	48.71
6	19	2016	1	14	13,704	7.29	31	187,881	6,899	6,805	50.34	49.66
6	14	2016	3	16	13,702	7.29	32	187,881	7,040	6,662	51.38	48.62
2	26	2016	6	16	13,686	7.28	33	187,881	7,134	6,552	52.13	47.87
9	19	2016	2	17	13,682	7.28	34	187,881	6,958	6,724	50.86	49.14
6	17	2016	6	15	13,680	7.28	35	187,881	7,125	6,555	52.08	47.92
4	1	2016	6	15	13,669	7.28	36	187,881	7,023	6,646	51.38	48.62
4	8	2016	6	15	13,667	7.27	37	187,881	6,935	6,732	50.74	49.26
2	19	2016	6	16	13,666	7.27	38	187,881	7,275	6,391	53.23	46.77
6	25	2016	7	14	13,663	7.27	39	187,881	6,864	6,799	50.24	49.76
3	26	2016	7	15	13,659	7.27	40	187,881	7,399	6,260	54.17	45.83
7	15	2016	6	13	13,656	7.27	41	187,881	7,318	6,338	53.59	46.41
6	24	2016	6	15	13,655	7.27	42	187,881	7,323	6,332	53.63	46.37
1	18	2016	2	17	13,651	7.27	43	187,881	7,112	6,539	52.10	47.90
6	19	2016	1	13	13,635	7.26	44	187,881	6,944	6,691	50.93	49.07
8	18	2016	5	17	13,634	7.26	45	187,881	6,646	6,988	48.75	51.25
3	24	2016	5	17	13,633	7.26	46	187,881	7,058	6,575	51.77	48.23
4	7	2016	5	16	13,632	7.26	47	187,881	7,008	6,624	51.41	48.59
8	1	2016	2	15	13,621	7.25	48	187,881	7,106	6,515	52.17	47.83
6	14	2016	3	17	13,617	7.25	49	187,881	6,913	6,704	50.77	49.23
9	19	2016	2	16	13,616	7.25	50	187,881	6,926	6,690	50.87	49.13
7	23	2016	7	13	13,613	7.25	51	187,881	6,671	6,942	49.00	51.00
7	23	2016	7	12	13,611	7.24	52	187,881	6,807	6,804	50.01	49.99
6	16	2016	5	17	13,610	7.24	53	187,881	6,971	6,639	51.22	48.78
9	30	2016	6	16	13,609	7.24	54	187,881	6,703	6,906	49.25	50.75
2	19	2016	6	17	13,598	7.24	55	187,881	7,140	6,458	52.51	47.49
8	6	2016	7	13	13,595	7.24	56	187,881	6,573	7,022	48.35	51.65
4	1	2016	6	16	13,593	7.23	57	187,881	6,716	6,877	49.41	50.59
2	12	2016	6	15	13,586	7.23	58	187,881	7,226	6,360	53.19	46.81
9	17	2016	7	16	13,582	7.23	59	187,881	6,789	6,793	49.99	50.01
8	14	2016	1	14	13,578	7.23	60	187,881	6,602	6,976	48.62	51.38
4	8	2016	6	17	13,577	7.23	61	187,881	6,869	6,708	50.59	49.41
5	13	2016	6	16	13,577	7.23	62	187,881	6,910	6,667	50.89	49.11
9	17	2016	7	14	13,573	7.22	63	187,881	6,848	6,725	50.45	49.55
7	15	2016	6	14	13,572	7.22	64	187,881	7,184	6,388	52.93	47.07
7	8	2016	6	16	13,571	7.22	65	187,881	6,879	6,692	50.69	49.31
5	27	2016	6	17	13,564	7.22	66	187,881	7,270	6,294	53.60	46.40
9	23	2016	6	17	13,563	7.22	67	187,881	7,064	6,499	52.08	47.92

MO	DY	YR	DAY OF WK	HR	HR VOL	PERCENT OF AADT	HOUR NUMBER	AADT	NORTH VOLUME	SOUTH VOLUME	PERCENT NORTH IS OF TOTAL VOLUME	PERCENT SOUTH IS OF TOTAL VOLUME
9	20	2016	3	16	13,562	7.22	68	187,881	6,808	6,754	50.20	49.80
5	27	2016	6	16	13,561	7.22	69	187,881	7,163	6,398	52.82	47.18
5	20	2016	6	15	13,555	7.21	70	187,881	6,701	6,854	49.44	50.56
4	29	2016	6	15	13,551	7.21	71	187,881	7,165	6,386	52.87	47.13
8	9	2016	3	16	13,550	7.21	72	187,881	7,053	6,497	52.05	47.95
4	29	2016	6	16	13,534	7.20	73	187,881	7,028	6,506	51.93	48.07
6	16	2016	5	16	13,532	7.20	74	187,881	6,936	6,596	51.26	48.74
9	17	2016	7	15	13,523	7.20	75	187,881	6,769	6,754	50.06	49.94
7	16	2016	7	12	13,520	7.20	76	187,881	6,513	7,007	48.17	51.83
8	5	2016	6	12	13,518	7.19	77	187,881	6,796	6,722	50.27	49.73
5	27	2016	6	15	13,516	7.19	78	187,881	6,999	6,517	51.78	48.22
5	26	2016	5	16	13,515	7.19	79	187,881	7,151	6,364	52.91	47.09
7	19	2016	3	16	13,502	7.19	80	187,881	7,184	6,318	53.21	46.79
3	25	2016	6	18	13,500	7.19	81	187,881	7,022	6,478	52.01	47.99
3	26	2016	7	13	13,496	7.18	82	187,881	7,038	6,458	52.15	47.85
9	10	2016	7	14	13,494	7.18	83	187,881	6,751	6,743	50.03	49.97
7	7	2016	5	15	13,492	7.18	84	187,881	7,146	6,346	52.96	47.04
8	20	2016	7	12	13,482	7.18	85	187,881	7,055	6,427	52.33	47.67
4	7	2016	5	17	13,480	7.17	86	187,881	6,755	6,725	50.11	49.89
9	1	2016	5	17	13,480	7.17	87	187,881	6,986	6,494	51.82	48.18
6	30	2016	5	17	13,478	7.17	88	187,881	6,836	6,642	50.72	49.28
7	15	2016	6	17	13,475	7.17	89	187,881	6,988	6,487	51.86	48.14
6	24	2016	6	16	13,474	7.17	90	187,881	7,023	6,451	52.12	47.88
8	20	2016	7	11	13,474	7.17	91	187,881	7,106	6,368	52.74	47.26
4	16	2016	7	16	13,466	7.17	92	187,881	6,452	7,014	47.91	52.09
6	15	2016	4	17	13,466	7.17	93	187,881	6,987	6,479	51.89	48.11
4	8	2016	6	16	13,460	7.16	94	187,881	6,807	6,653	50.57	49.43
6	17	2016	6	14	13,458	7.16	95	187,881	7,151	6,307	53.14	46.86
9	1	2016	5	15	13,455	7.16	96	187,881	7,068	6,387	52.53	47.47
3	22	2016	3	17	13,451	7.16	97	187,881	7,140	6,311	53.08	46.92
1	15	2016	6	15	13,449	7.16	98	187,881	7,145	6,304	53.13	46.87
8	13	2016	7	11	13,446	7.16	99	187,881	7,166	6,280	53.29	46.71
6	24	2016	6	14	13,441	7.15	100	187,881	7,226	6,215	53.76	46.24
4	6	2016	4	16	13,437	7.15	101	187,881	6,926	6,511	51.54	48.46
6	3	2016	6	16	13,436	7.15	102	187,881	6,884	6,552	51.24	48.76
5	24	2016	3	17	13,433	7.15	103	187,881	7,090	6,343	52.78	47.22
8	21	2016	1	13	13,430	7.15	104	187,881	6,187	7,243	46.07	53.93
1	15	2016	6	16	13,420	7.14	105	187,881	7,183	6,237	53.52	46.48
2	20	2016	7	17	13,418	7.14	106	187,881	6,938	6,480	51.71	48.29
8	25	2016	5	15	13,417	7.14	107	187,881	6,804	6,613	50.71	49.29
6	19	2016	1	17	13,416	7.14	108	187,881	6,715	6,701	50.05	49.95
9	30	2016	6	15	13,411	7.14	109	187,881	7,027	6,384	52.40	47.60
8	27	2016	7	11	13,410	7.14	110	187,881	6,645	6,765	49.55	50.45
9	9	2016	6	16	13,407	7.14	111	187,881	6,788	6,619	50.63	49.37
6	24	2016	6	13	13,406	7.14	112	187,881	7,211	6,195	53.79	46.21
6	23	2016	5	15	13,405	7.13	113	187,881	7,077	6,328	52.79	47.21
9	30	2016	6	17	13,405	7.13	114	187,881	6,727	6,678	50.18	49.82
7	27	2016	4	15	13,403	7.13	115	187,881	6,916	6,487	51.60	48.40
9	24	2016	7	13	13,403	7.13	116	187,881	6,703	6,700	50.01	49.99
5	20	2016	6	18	13,398	7.13	117	187,881	6,916	6,482	51.62	48.38
9	16	2016	6	18	13,393	7.13	118	187,881	6,836	6,557	51.04	48.96

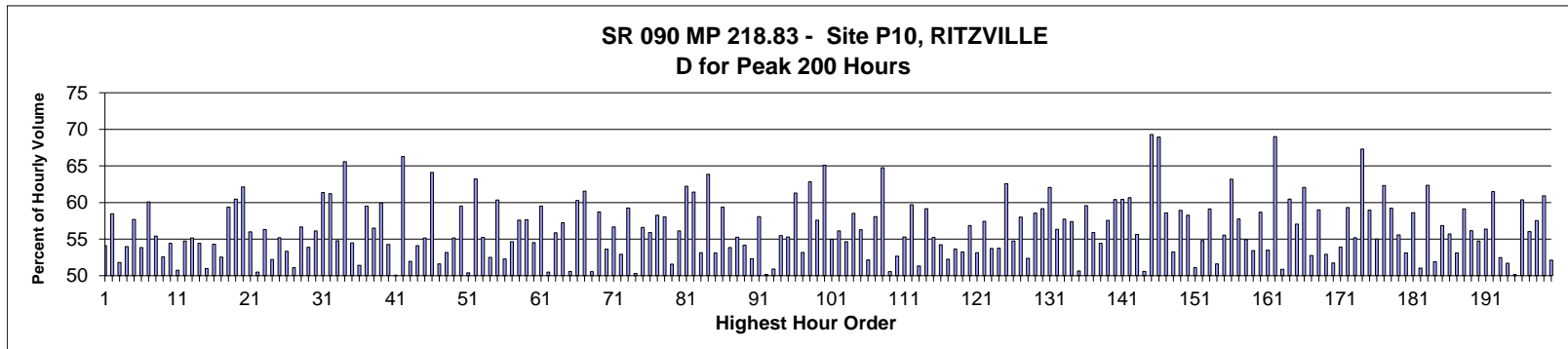


MO	DY	YR	DAY OF WK	HR	HR VOL	PERCENT OF AADT	HOUR NUMBER	AADT	NORTH VOLUME	SOUTH VOLUME	PERCENT NORTH IS OF TOTAL VOLUME	PERCENT SOUTH IS OF TOTAL VOLUME
7	23	2016	7	16	13,392	7.13	119	187,881	6,517	6,875	48.66	51.34
7	30	2016	7	12	13,391	7.13	120	187,881	6,778	6,613	50.62	49.38
4	13	2016	4	16	13,380	7.12	121	187,881	7,047	6,333	52.67	47.33
7	8	2016	6	17	13,379	7.12	122	187,881	6,990	6,389	52.25	47.75
3	18	2016	6	16	13,375	7.12	123	187,881	6,748	6,627	50.45	49.55
7	7	2016	5	17	13,375	7.12	124	187,881	6,827	6,548	51.04	48.96
9	8	2016	5	16	13,374	7.12	125	187,881	6,835	6,539	51.11	48.89
4	2	2016	7	15	13,373	7.12	126	187,881	6,927	6,446	51.80	48.20
8	21	2016	1	12	13,371	7.12	127	187,881	6,378	6,993	47.70	52.30
8	4	2016	5	17	13,370	7.12	128	187,881	6,737	6,633	50.39	49.61
8	9	2016	3	17	13,367	7.11	129	187,881	7,058	6,309	52.80	47.20
8	20	2016	7	14	13,366	7.11	130	187,881	6,998	6,368	52.36	47.64
4	28	2016	5	17	13,359	7.11	131	187,881	7,022	6,337	52.56	47.44
6	18	2016	7	13	13,356	7.11	132	187,881	6,731	6,625	50.40	49.60
7	21	2016	5	17	13,356	7.11	133	187,881	6,791	6,565	50.85	49.15
8	5	2016	6	15	13,356	7.11	134	187,881	6,821	6,535	51.07	48.93
6	18	2016	7	14	13,355	7.11	135	187,881	6,821	6,534	51.07	48.93
7	30	2016	7	15	13,355	7.11	136	187,881	7,002	6,353	52.43	47.57
6	22	2016	4	17	13,353	7.11	137	187,881	6,953	6,400	52.07	47.93
7	17	2016	1	12	13,351	7.11	138	187,881	6,378	6,973	47.77	52.23
7	27	2016	4	16	13,350	7.11	139	187,881	6,750	6,600	50.56	49.44
9	24	2016	7	16	13,350	7.11	140	187,881	6,934	6,416	51.94	48.06
3	22	2016	3	16	13,348	7.10	141	187,881	7,216	6,132	54.06	45.94
7	13	2016	4	16	13,347	7.10	142	187,881	7,015	6,332	52.56	47.44
8	4	2016	5	16	13,346	7.10	143	187,881	6,815	6,531	51.06	48.94
4	2	2016	7	16	13,345	7.10	144	187,881	6,663	6,682	49.93	50.07
6	17	2016	6	16	13,344	7.10	145	187,881	6,757	6,587	50.64	49.36
4	11	2016	2	16	13,340	7.10	146	187,881	7,035	6,305	52.74	47.26
9	10	2016	7	13	13,339	7.10	147	187,881	6,640	6,699	49.78	50.22
4	1	2016	6	17	13,337	7.10	148	187,881	6,650	6,687	49.86	50.14
8	2	2016	3	16	13,335	7.10	149	187,881	6,923	6,412	51.92	48.08
6	30	2016	5	16	13,333	7.10	150	187,881	6,762	6,571	50.72	49.28
4	9	2016	7	13	13,332	7.10	151	187,881	6,608	6,724	49.56	50.44
7	5	2016	3	15	13,331	7.10	152	187,881	6,580	6,751	49.36	50.64
2	18	2016	5	17	13,329	7.09	153	187,881	7,130	6,199	53.49	46.51
4	15	2016	6	18	13,329	7.09	154	187,881	6,935	6,394	52.03	47.97
8	13	2016	7	12	13,325	7.09	155	187,881	6,899	6,426	51.77	48.23
3	26	2016	7	14	13,323	7.09	156	187,881	6,918	6,405	51.93	48.07
8	21	2016	1	14	13,323	7.09	157	187,881	6,315	7,008	47.40	52.60
7	16	2016	7	13	13,321	7.09	158	187,881	6,640	6,681	49.85	50.15
8	1	2016	2	16	13,321	7.09	159	187,881	6,855	6,466	51.46	48.54
2	12	2016	6	16	13,318	7.09	160	187,881	7,005	6,313	52.60	47.40
2	20	2016	7	16	13,317	7.09	161	187,881	6,952	6,365	52.20	47.80
1	18	2016	2	16	13,313	7.09	162	187,881	7,245	6,068	54.42	45.58
3	11	2016	6	17	13,313	7.09	163	187,881	7,111	6,202	53.41	46.59
2	16	2016	3	16	13,309	7.08	164	187,881	7,185	6,124	53.99	46.01
7	14	2016	5	16	13,309	7.08	165	187,881	6,909	6,400	51.91	48.09
2	16	2016	3	17	13,304	7.08	166	187,881	7,156	6,148	53.79	46.21
3	30	2016	4	16	13,303	7.08	167	187,881	6,986	6,317	52.51	47.49
4	5	2016	3	18	13,302	7.08	168	187,881	7,079	6,223	53.22	46.78
9	30	2016	6	14	13,302	7.08	169	187,881	7,071	6,231	53.16	46.84

MO	DY	YR	DAY OF WK	HR	HR VOL	PERCENT OF AADT	HOUR NUMBER	AADT	NORTH VOLUME	SOUTH VOLUME	PERCENT NORTH IS OF TOTAL VOLUME	PERCENT SOUTH IS OF TOTAL VOLUME
1	29	2016	6	16	13,301	7.08	170	187,881	7,228	6,073	54.34	45.66
7	29	2016	6	12	13,300	7.08	171	187,881	6,907	6,393	51.93	48.07
2	23	2016	3	17	13,298	7.08	172	187,881	7,106	6,192	53.44	46.56
8	9	2016	3	15	13,298	7.08	173	187,881	7,047	6,251	52.99	47.01
5	27	2016	6	14	13,297	7.08	174	187,881	7,141	6,156	53.70	46.30
7	1	2016	6	13	13,297	7.08	175	187,881	6,971	6,326	52.43	47.57
3	29	2016	3	16	13,292	7.07	176	187,881	6,991	6,301	52.60	47.40
7	21	2016	5	16	13,292	7.07	177	187,881	6,809	6,483	51.23	48.77
9	25	2016	1	17	13,291	7.07	178	187,881	6,734	6,557	50.67	49.33
4	2	2016	7	12	13,286	7.07	179	187,881	7,087	6,199	53.34	46.66
8	5	2016	6	16	13,286	7.07	180	187,881	6,655	6,631	50.09	49.91
6	29	2016	4	17	13,285	7.07	181	187,881	6,883	6,402	51.81	48.19
9	9	2016	6	17	13,281	7.07	182	187,881	6,708	6,573	50.51	49.49
1	15	2016	6	17	13,279	7.07	183	187,881	7,022	6,257	52.88	47.12
9	10	2016	7	15	13,279	7.07	184	187,881	6,788	6,491	51.12	48.88
9	24	2016	7	15	13,275	7.07	185	187,881	7,091	6,184	53.42	46.58
4	7	2016	5	15	13,271	7.06	186	187,881	6,933	6,338	52.24	47.76
7	8	2016	6	18	13,271	7.06	187	187,881	7,057	6,214	53.18	46.82
8	13	2016	7	13	13,271	7.06	188	187,881	6,754	6,517	50.89	49.11
7	26	2016	3	16	13,270	7.06	189	187,881	6,920	6,350	52.15	47.85
8	10	2016	4	17	13,270	7.06	190	187,881	6,628	6,642	49.95	50.05
4	10	2016	1	14	13,269	7.06	191	187,881	6,730	6,539	50.72	49.28
4	6	2016	4	17	13,268	7.06	192	187,881	6,723	6,545	50.67	49.33
7	9	2016	7	15	13,268	7.06	193	187,881	7,020	6,248	52.91	47.09
8	5	2016	6	13	13,268	7.06	194	187,881	7,027	6,241	52.96	47.04
4	2	2016	7	17	13,267	7.06	195	187,881	6,194	7,073	46.69	53.31
8	11	2016	5	16	13,267	7.06	196	187,881	6,770	6,497	51.03	48.97
6	15	2016	4	16	13,266	7.06	197	187,881	7,043	6,223	53.09	46.91
7	25	2016	2	15	13,264	7.06	198	187,881	6,872	6,392	51.81	48.19
5	19	2016	5	16	13,263	7.06	199	187,881	6,952	6,311	52.42	47.58
8	30	2016	3	15	13,263	7.06	200	187,881	7,250	6,013	54.66	45.34



**AADT= 11,702      K 30 FACTOR= 14.41      K 100 FACTOR= 12.93      K 200 FACTOR= 11.96      D 30 FACTOR= 56.11**



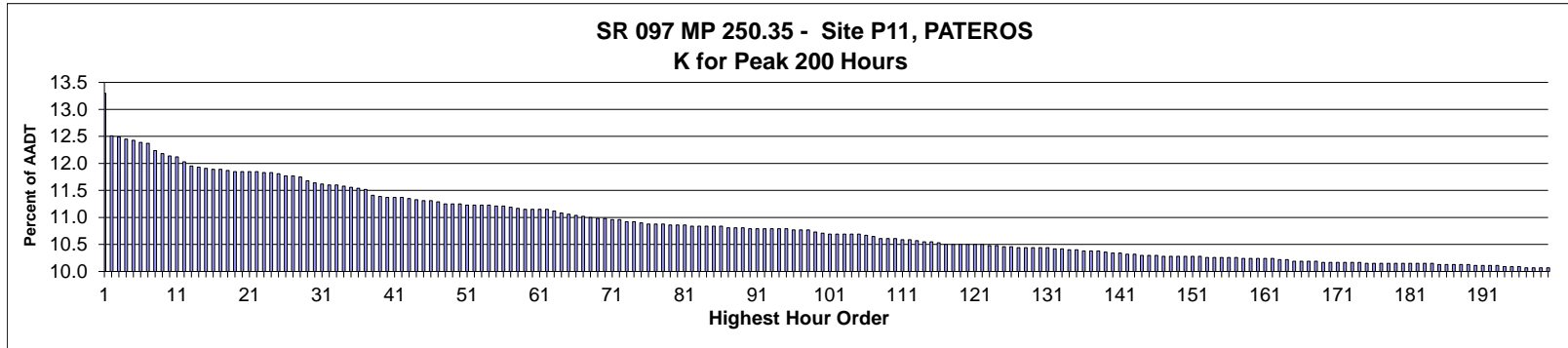
MO	DY	YR	DAY OF WK	HR	HR VOL	PERCENT OF AADT	HOUR NUMBER	AADT	EAST VOLUME	WEST VOLUME	PERCENT EAST IS OF TOTAL VOLUME	PERCENT WEST IS OF TOTAL VOLUME
6	26	2016	1	15	2,007	17.15	1	11,702	921	1,086	45.89	54.11
6	26	2016	1	16	2,003	17.12	2	11,702	832	1,171	41.54	58.46
11	27	2016	1	14	1,925	16.45	3	11,702	997	928	51.79	48.21
11	27	2016	1	15	1,891	16.16	4	11,702	1,021	870	53.99	46.01
6	26	2016	1	14	1,859	15.89	5	11,702	787	1,072	42.33	57.67
7	17	2016	1	14	1,835	15.68	6	11,702	847	988	46.16	53.84
6	26	2016	1	17	1,826	15.60	7	11,702	729	1,097	39.92	60.08
11	27	2016	1	13	1,819	15.54	8	11,702	811	1,008	44.58	55.42
7	24	2016	1	15	1,817	15.53	9	11,702	862	955	47.44	52.56
7	17	2016	1	15	1,806	15.43	10	11,702	823	983	45.57	54.43
7	24	2016	1	16	1,801	15.39	11	11,702	887	914	49.25	50.75
7	31	2016	1	14	1,792	15.31	12	11,702	811	981	45.26	54.74
7	31	2016	1	15	1,791	15.31	13	11,702	803	988	44.84	55.16
7	24	2016	1	14	1,784	15.25	14	11,702	813	971	45.57	54.43
8	21	2016	1	16	1,772	15.14	15	11,702	903	869	50.96	49.04
8	14	2016	1	15	1,770	15.13	16	11,702	809	961	45.71	54.29

MO	DY	YR	DAY OF WK	HR	HR VOL	PERCENT OF AADT	HOUR NUMBER	AADT	EAST VOLUME	WEST VOLUME	PERCENT IS OF TOTAL VOLUME	PERCENT WEST IS OF TOTAL VOLUME
8	7	2016	1	16	1,761	15.05	17	11,702	836	925	47.47	52.53
7	24	2016	1	13	1,746	14.92	18	11,702	709	1,037	40.61	59.39
6	26	2016	1	13	1,745	14.91	19	11,702	690	1,055	39.54	60.46
11	27	2016	1	12	1,743	14.89	20	11,702	660	1,083	37.87	62.13
9	5	2016	2	14	1,736	14.84	21	11,702	764	972	44.01	55.99
8	7	2016	1	15	1,729	14.78	22	11,702	856	873	49.51	50.49
11	23	2016	4	15	1,721	14.71	23	11,702	969	752	56.30	43.70
9	5	2016	2	15	1,720	14.70	24	11,702	822	898	47.79	52.21
7	17	2016	1	12	1,710	14.61	25	11,702	766	944	44.80	55.20
8	14	2016	1	16	1,704	14.56	26	11,702	795	909	46.65	53.35
7	17	2016	1	16	1,701	14.54	27	11,702	832	869	48.91	51.09
7	17	2016	1	13	1,696	14.49	28	11,702	735	961	43.34	56.66
7	22	2016	6	15	1,689	14.43	29	11,702	910	779	53.88	46.12
9	5	2016	2	13	1,686	14.41	30	11,702	740	946	43.89	56.11
6	26	2016	1	18	1,680	14.36	31	11,702	649	1,031	38.63	61.37
11	23	2016	4	16	1,680	14.36	32	11,702	1,028	652	61.19	38.81
7	5	2016	3	15	1,679	14.35	33	11,702	759	920	45.21	54.79
7	5	2016	3	13	1,673	14.30	34	11,702	576	1,097	34.43	65.57
8	14	2016	1	17	1,668	14.25	35	11,702	759	909	45.50	54.50
8	7	2016	1	17	1,667	14.25	36	11,702	810	857	48.59	51.41
11	27	2016	1	16	1,667	14.25	37	11,702	992	675	59.51	40.49
8	28	2016	1	15	1,664	14.22	38	11,702	724	940	43.51	56.49
7	31	2016	1	13	1,662	14.20	39	11,702	666	996	40.07	59.93
8	21	2016	1	15	1,659	14.18	40	11,702	759	900	45.75	54.25
9	5	2016	2	16	1,659	14.18	41	11,702	828	831	49.91	50.09
10	9	2016	1	14	1,653	14.13	42	11,702	557	1,096	33.70	66.30
12	26	2016	2	14	1,653	14.13	43	11,702	859	794	51.97	48.03
11	23	2016	4	14	1,630	13.93	44	11,702	882	748	54.11	45.89
8	14	2016	1	14	1,617	13.82	45	11,702	725	892	44.84	55.16
10	9	2016	1	15	1,605	13.72	46	11,702	576	1,029	35.89	64.11
8	21	2016	1	14	1,602	13.69	47	11,702	775	827	48.38	51.62
8	7	2016	1	14	1,600	13.67	48	11,702	749	851	46.81	53.19
10	2	2016	1	16	1,597	13.65	49	11,702	716	881	44.83	55.17
6	24	2016	6	15	1,595	13.63	50	11,702	949	646	59.50	40.50
6	19	2016	1	16	1,591	13.60	51	11,702	789	802	49.59	50.41
11	23	2016	4	17	1,591	13.60	52	11,702	1,006	585	63.23	36.77
7	10	2016	1	15	1,590	13.59	53	11,702	712	878	44.78	55.22
6	19	2016	1	15	1,588	13.57	54	11,702	754	834	47.48	52.52
6	26	2016	1	12	1,588	13.57	55	11,702	630	958	39.67	60.33
8	21	2016	1	18	1,586	13.55	56	11,702	757	829	47.73	52.27
8	14	2016	1	13	1,585	13.54	57	11,702	719	866	45.36	54.64
7	5	2016	3	14	1,580	13.50	58	11,702	670	910	42.41	57.59
7	22	2016	6	17	1,580	13.50	59	11,702	911	669	57.66	42.34
7	29	2016	6	15	1,576	13.47	60	11,702	859	717	54.51	45.49
8	28	2016	1	14	1,576	13.47	61	11,702	638	938	40.48	59.52
8	21	2016	1	17	1,575	13.46	62	11,702	795	780	50.48	49.52
12	26	2016	2	13	1,575	13.46	63	11,702	695	880	44.13	55.87
8	28	2016	1	16	1,574	13.45	64	11,702	673	901	42.76	57.24
7	22	2016	6	14	1,571	13.43	65	11,702	795	776	50.60	49.40
6	12	2016	1	14	1,568	13.40	66	11,702	623	945	39.73	60.27
7	31	2016	1	12	1,568	13.40	67	11,702	603	965	38.46	61.54

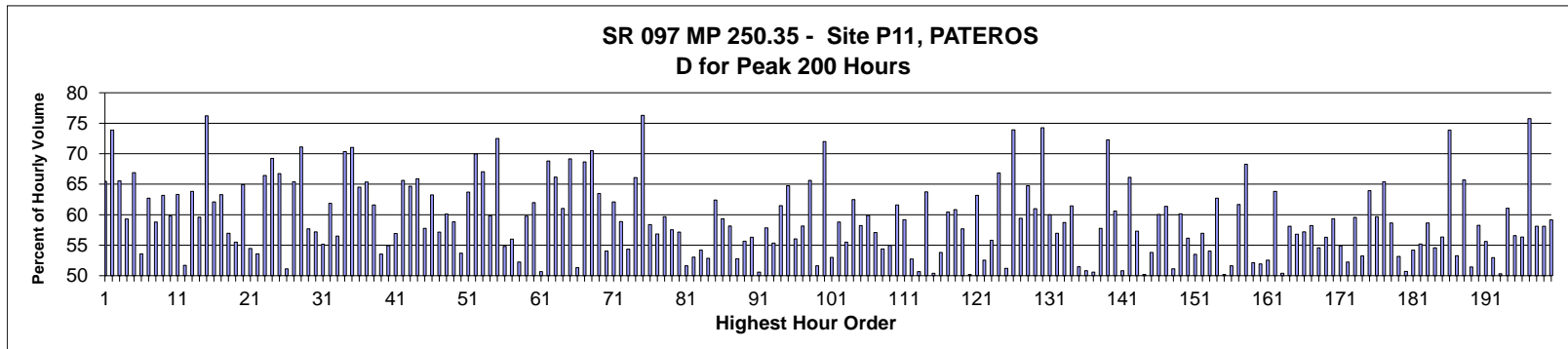
MO	DY	YR	DAY OF WK	HR	HR VOL	PERCENT OF AADT	HOUR NUMBER	AADT	EAST VOLUME	WEST VOLUME	PERCENT EAST IS OF TOTAL VOLUME	PERCENT WEST IS OF TOTAL VOLUME
4	10	2016	1	16	1,565	13.37	68	11,702	791	774	50.54	49.46
7	24	2016	1	12	1,565	13.37	69	11,702	646	919	41.28	58.72
8	5	2016	6	15	1,565	13.37	70	11,702	839	726	53.61	46.39
6	12	2016	1	15	1,564	13.37	71	11,702	678	886	43.35	56.65
4	10	2016	1	15	1,563	13.36	72	11,702	736	827	47.09	52.91
8	28	2016	1	17	1,556	13.30	73	11,702	634	922	40.75	59.25
7	24	2016	1	17	1,553	13.27	74	11,702	772	781	49.71	50.29
7	24	2016	1	19	1,553	13.27	75	11,702	674	879	43.40	56.60
9	5	2016	2	12	1,551	13.25	76	11,702	684	867	44.10	55.90
7	1	2016	6	14	1,550	13.25	77	11,702	903	647	58.26	41.74
7	10	2016	1	14	1,547	13.22	78	11,702	649	898	41.95	58.05
7	22	2016	6	16	1,547	13.22	79	11,702	798	749	51.58	48.42
6	24	2016	6	14	1,545	13.20	80	11,702	867	678	56.12	43.88
7	1	2016	6	16	1,543	13.19	81	11,702	960	583	62.22	37.78
7	31	2016	1	16	1,542	13.18	82	11,702	595	947	38.59	61.41
7	1	2016	6	13	1,541	13.17	83	11,702	819	722	53.15	46.85
7	10	2016	1	13	1,539	13.15	84	11,702	556	983	36.13	63.87
7	1	2016	6	12	1,538	13.14	85	11,702	817	721	53.12	46.88
3	27	2016	1	17	1,536	13.13	86	11,702	624	912	40.63	59.38
7	24	2016	1	18	1,536	13.13	87	11,702	709	827	46.16	53.84
8	7	2016	1	13	1,536	13.13	88	11,702	687	849	44.73	55.27
7	31	2016	1	17	1,534	13.11	89	11,702	703	831	45.83	54.17
7	15	2016	6	15	1,531	13.08	90	11,702	730	801	47.68	52.32
6	19	2016	1	14	1,529	13.07	91	11,702	641	888	41.92	58.08
7	8	2016	6	15	1,527	13.05	92	11,702	761	766	49.84	50.16
11	23	2016	4	13	1,526	13.04	93	11,702	749	777	49.08	50.92
7	31	2016	1	18	1,525	13.03	94	11,702	846	679	55.48	44.52
8	19	2016	6	12	1,523	13.01	95	11,702	681	842	44.71	55.29
12	26	2016	2	12	1,522	13.01	96	11,702	589	933	38.70	61.30
7	2	2016	7	12	1,521	13.00	97	11,702	809	712	53.19	46.81
8	21	2016	1	12	1,517	12.96	98	11,702	564	953	37.18	62.82
10	2	2016	1	15	1,514	12.94	99	11,702	642	872	42.40	57.60
11	26	2016	7	12	1,513	12.93	100	11,702	528	985	34.90	65.10
6	17	2016	6	15	1,512	12.92	101	11,702	831	681	54.96	45.04
8	19	2016	6	16	1,506	12.87	102	11,702	845	661	56.11	43.89
9	18	2016	1	15	1,506	12.87	103	11,702	683	823	45.35	54.65
7	15	2016	6	14	1,504	12.85	104	11,702	624	880	41.49	58.51
4	10	2016	1	14	1,503	12.84	105	11,702	657	846	43.71	56.29
8	7	2016	1	18	1,503	12.84	106	11,702	719	784	47.84	52.16
6	10	2016	6	16	1,502	12.84	107	11,702	872	630	58.06	41.94
11	26	2016	7	13	1,501	12.83	108	11,702	529	972	35.24	64.76
8	19	2016	6	14	1,497	12.79	109	11,702	757	740	50.57	49.43
8	12	2016	6	13	1,496	12.78	110	11,702	708	788	47.33	52.67
6	12	2016	1	16	1,492	12.75	111	11,702	667	825	44.71	55.29
7	1	2016	6	17	1,491	12.74	112	11,702	890	601	59.69	40.31
8	1	2016	2	12	1,491	12.74	113	11,702	726	765	48.69	51.31
11	26	2016	7	14	1,491	12.74	114	11,702	609	882	40.85	59.15
8	5	2016	6	17	1,490	12.73	115	11,702	823	667	55.23	44.77
9	2	2016	6	15	1,490	12.73	116	11,702	682	808	45.77	54.23
3	20	2016	1	16	1,489	12.72	117	11,702	711	778	47.75	52.25
8	5	2016	6	16	1,489	12.72	118	11,702	799	690	53.66	46.34

MO	DY	YR	DAY OF WK	HR	HR VOL	PERCENT OF AADT	HOUR NUMBER	AADT	EAST VOLUME	WEST VOLUME	PERCENT EAST IS OF TOTAL VOLUME	PERCENT WEST IS OF TOTAL VOLUME
11	26	2016	7	15	1,486	12.70	119	11,702	695	791	46.77	53.23
10	9	2016	1	17	1,485	12.69	120	11,702	641	844	43.16	56.84
8	12	2016	6	14	1,483	12.67	121	11,702	695	788	46.86	53.14
7	2	2016	7	13	1,482	12.66	122	11,702	851	631	57.42	42.58
9	2	2016	6	14	1,482	12.66	123	11,702	686	796	46.29	53.71
3	20	2016	1	17	1,481	12.66	124	11,702	685	796	46.25	53.75
6	24	2016	6	18	1,480	12.65	125	11,702	926	554	62.57	37.43
8	19	2016	6	15	1,480	12.65	126	11,702	810	670	54.73	45.27
8	5	2016	6	13	1,479	12.64	127	11,702	621	858	41.99	58.01
7	1	2016	6	11	1,478	12.63	128	11,702	774	704	52.37	47.63
8	7	2016	1	12	1,476	12.61	129	11,702	612	864	41.46	58.54
7	15	2016	6	13	1,471	12.57	130	11,702	601	870	40.86	59.14
6	24	2016	6	16	1,469	12.55	131	11,702	912	557	62.08	37.92
6	10	2016	6	17	1,466	12.53	132	11,702	826	640	56.34	43.66
6	17	2016	6	17	1,466	12.53	133	11,702	846	620	57.71	42.29
8	12	2016	6	12	1,465	12.52	134	11,702	624	841	42.59	57.41
8	5	2016	6	14	1,463	12.50	135	11,702	741	722	50.65	49.35
6	19	2016	1	13	1,462	12.49	136	11,702	591	871	40.42	59.58
6	10	2016	6	15	1,460	12.48	137	11,702	816	644	55.89	44.11
3	20	2016	1	15	1,459	12.47	138	11,702	665	794	45.58	54.42
9	16	2016	6	16	1,459	12.47	139	11,702	840	619	57.57	42.43
10	9	2016	1	16	1,457	12.45	140	11,702	577	880	39.60	60.40
7	1	2016	6	18	1,456	12.44	141	11,702	880	576	60.44	39.56
6	12	2016	1	13	1,452	12.41	142	11,702	571	881	39.33	60.67
7	5	2016	3	16	1,452	12.41	143	11,702	644	808	44.35	55.65
10	23	2016	1	16	1,451	12.40	144	11,702	717	734	49.41	50.59
10	9	2016	1	13	1,449	12.38	145	11,702	445	1,004	30.71	69.29
4	17	2016	1	19	1,446	12.36	146	11,702	449	997	31.05	68.95
7	1	2016	6	15	1,446	12.36	147	11,702	847	599	58.58	41.42
9	16	2016	6	15	1,446	12.36	148	11,702	770	676	53.25	46.75
9	18	2016	1	14	1,446	12.36	149	11,702	594	852	41.08	58.92
11	13	2016	1	15	1,445	12.35	150	11,702	603	842	41.73	58.27
7	29	2016	6	14	1,444	12.34	151	11,702	706	738	48.89	51.11
8	14	2016	1	18	1,443	12.33	152	11,702	652	791	45.18	54.82
11	13	2016	1	14	1,443	12.33	153	11,702	590	853	40.89	59.11
8	19	2016	6	13	1,442	12.32	154	11,702	698	744	48.40	51.60
8	21	2016	1	13	1,442	12.32	155	11,702	641	801	44.45	55.55
11	23	2016	4	18	1,442	12.32	156	11,702	911	531	63.18	36.82
8	12	2016	6	18	1,441	12.31	157	11,702	832	609	57.74	42.26
4	10	2016	1	17	1,440	12.31	158	11,702	791	649	54.93	45.07
6	19	2016	1	17	1,439	12.30	159	11,702	769	670	53.44	46.56
7	22	2016	6	12	1,437	12.28	160	11,702	594	843	41.34	58.66
9	16	2016	6	18	1,437	12.28	161	11,702	769	668	53.51	46.49
7	10	2016	1	16	1,436	12.27	162	11,702	445	991	30.99	69.01
8	12	2016	6	16	1,435	12.26	163	11,702	730	705	50.87	49.13
8	19	2016	6	11	1,434	12.25	164	11,702	567	867	39.54	60.46
8	28	2016	1	18	1,434	12.25	165	11,702	616	818	42.96	57.04
11	27	2016	1	17	1,434	12.25	166	11,702	890	544	62.06	37.94
7	2	2016	7	11	1,433	12.25	167	11,702	756	677	52.76	47.24
4	24	2016	1	15	1,432	12.24	168	11,702	587	845	40.99	59.01
9	3	2016	7	12	1,432	12.24	169	11,702	758	674	52.93	47.07

MO	DY	YR	DAY OF WK	HR	HR VOL	PERCENT OF AADT	HOUR NUMBER	AADT	EAST VOLUME	WEST VOLUME	PERCENT EAST IS OF TOTAL VOLUME	PERCENT WEST IS OF TOTAL VOLUME
9	5	2016	2	17	1,432	12.24	170	11,702	741	691	51.75	48.25
8	21	2016	1	19	1,430	12.22	171	11,702	659	771	46.08	53.92
7	22	2016	6	18	1,428	12.20	172	11,702	847	581	59.31	40.69
8	5	2016	6	12	1,426	12.19	173	11,702	639	787	44.81	55.19
11	27	2016	1	11	1,426	12.19	174	11,702	466	960	32.68	67.32
8	19	2016	6	18	1,423	12.16	175	11,702	839	584	58.96	41.04
7	29	2016	6	17	1,422	12.15	176	11,702	782	640	54.99	45.01
4	15	2016	6	15	1,420	12.13	177	11,702	885	535	62.32	37.68
6	10	2016	6	18	1,420	12.13	178	11,702	841	579	59.23	40.77
6	17	2016	6	16	1,420	12.13	179	11,702	789	631	55.56	44.44
6	17	2016	6	14	1,418	12.12	180	11,702	753	665	53.10	46.90
8	19	2016	6	17	1,418	12.12	181	11,702	831	587	58.60	41.40
7	8	2016	6	14	1,417	12.11	182	11,702	694	723	48.98	51.02
9	18	2016	1	12	1,416	12.10	183	11,702	533	883	37.64	62.36
11	13	2016	1	16	1,416	12.10	184	11,702	735	681	51.91	48.09
12	26	2016	2	15	1,416	12.10	185	11,702	805	611	56.85	43.15
10	23	2016	1	15	1,415	12.09	186	11,702	627	788	44.31	55.69
8	6	2016	7	12	1,414	12.08	187	11,702	663	751	46.89	53.11
8	14	2016	1	12	1,414	12.08	188	11,702	578	836	40.88	59.12
9	2	2016	6	17	1,414	12.08	189	11,702	620	794	43.85	56.15
8	12	2016	6	17	1,412	12.07	190	11,702	773	639	54.75	45.25
3	27	2016	1	18	1,410	12.05	191	11,702	795	615	56.38	43.62
6	5	2016	1	15	1,410	12.05	192	11,702	543	867	38.51	61.49
8	13	2016	7	12	1,410	12.05	193	11,702	740	670	52.48	47.52
4	24	2016	1	16	1,406	12.02	194	11,702	679	727	48.29	51.71
6	24	2016	6	13	1,405	12.01	195	11,702	705	700	50.18	49.82
7	2	2016	7	14	1,405	12.01	196	11,702	848	557	60.36	39.64
7	29	2016	6	12	1,405	12.01	197	11,702	618	787	43.99	56.01
7	29	2016	6	18	1,405	12.01	198	11,702	808	597	57.51	42.49
7	15	2016	6	12	1,399	11.96	199	11,702	547	852	39.10	60.90
9	18	2016	1	16	1,399	11.96	200	11,702	670	729	47.89	52.11



AADT= 4,836      K 30 FACTOR= 11.64      K 100 FACTOR= 10.71      K 200 FACTOR= 10.07      D 30 FACTOR= 57.19



MO	DY	YR	DAY OF WK	HR	HR VOL	PERCENT OF AADT	HOUR NUMBER	AADT	NORTH VOLUME	SOUTH VOLUME	PERCENT NORTH IS OF TOTAL VOLUME	PERCENT SOUTH IS OF TOTAL VOLUME
8	14	2016	1	13	643	13.30	1	4,836	222	421	34.53	65.47
10	14	2016	6	17	605	12.51	2	4,836	447	158	73.88	26.12
8	14	2016	1	14	604	12.49	3	4,836	208	396	34.44	65.56
7	1	2016	6	16	602	12.45	4	4,836	357	245	59.30	40.70
10	14	2016	6	15	601	12.43	5	4,836	402	199	66.89	33.11
9	15	2016	5	16	599	12.39	6	4,836	321	278	53.59	46.41
10	14	2016	6	16	598	12.37	7	4,836	375	223	62.71	37.29
8	11	2016	5	17	592	12.24	8	4,836	348	244	58.78	41.22
9	2	2016	6	17	589	12.18	9	4,836	372	217	63.16	36.84
8	12	2016	6	16	587	12.14	10	4,836	351	236	59.80	40.20
5	27	2016	6	17	586	12.12	11	4,836	371	215	63.31	36.69
9	23	2016	6	16	582	12.03	12	4,836	301	281	51.72	48.28
7	22	2016	6	17	578	11.95	13	4,836	369	209	63.84	36.16
7	22	2016	6	16	577	11.93	14	4,836	344	233	59.62	40.38
5	30	2016	2	13	576	11.91	15	4,836	137	439	23.78	76.22
5	27	2016	6	16	575	11.89	16	4,836	357	218	62.09	37.91

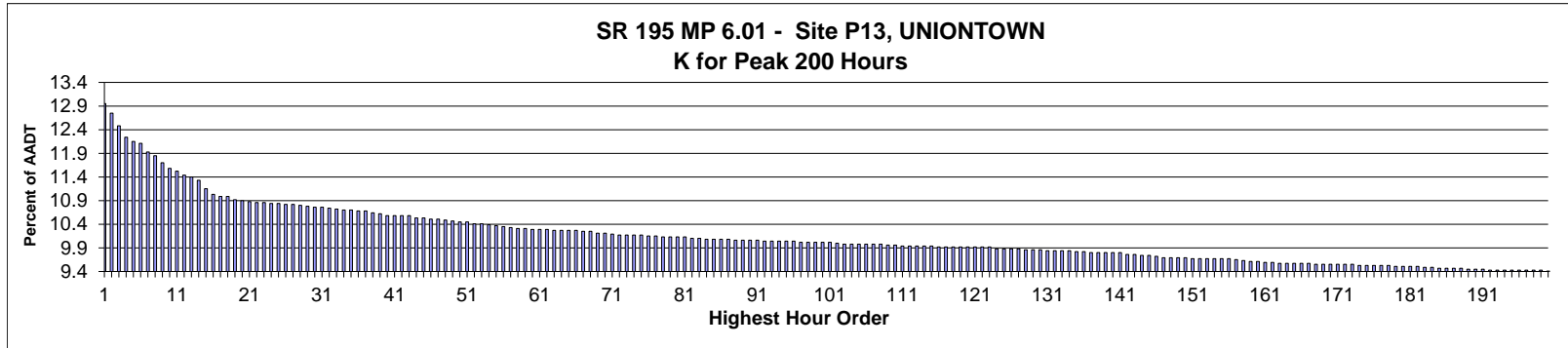


MO	DY	YR	DAY OF WK	HR	HR VOL	PERCENT OF AADT	HOUR NUMBER	AADT	NORTH VOLUME	SOUTH VOLUME	PERCENT NORTH IS OF TOTAL VOLUME	PERCENT SOUTH IS OF TOTAL VOLUME
10	21	2016	6	17	575	11.89	17	4,836	364	211	63.30	36.70
7	29	2016	6	16	574	11.87	18	4,836	327	247	56.97	43.03
8	19	2016	6	15	573	11.85	19	4,836	318	255	55.50	44.50
8	21	2016	1	15	573	11.85	20	4,836	201	372	35.08	64.92
9	16	2016	6	16	573	11.85	21	4,836	312	261	54.45	45.55
9	22	2016	5	16	573	11.85	22	4,836	307	266	53.58	46.42
6	26	2016	1	12	572	11.83	23	4,836	192	380	33.57	66.43
8	7	2016	1	13	572	11.83	24	4,836	176	396	30.77	69.23
7	24	2016	1	13	571	11.81	25	4,836	190	381	33.27	66.73
8	11	2016	5	16	569	11.77	26	4,836	278	291	48.86	51.14
8	21	2016	1	13	569	11.77	27	4,836	197	372	34.62	65.38
7	24	2016	1	12	568	11.75	28	4,836	164	404	28.87	71.13
9	2	2016	6	16	565	11.68	29	4,836	326	239	57.70	42.30
10	21	2016	6	16	563	11.64	30	4,836	322	241	57.19	42.81
9	9	2016	6	16	562	11.62	31	4,836	310	252	55.16	44.84
8	19	2016	6	16	561	11.60	32	4,836	347	214	61.85	38.15
8	26	2016	6	16	561	11.60	33	4,836	317	244	56.51	43.49
7	1	2016	6	18	560	11.58	34	4,836	394	166	70.36	29.64
5	30	2016	2	12	559	11.56	35	4,836	162	397	28.98	71.02
7	24	2016	1	14	558	11.54	36	4,836	198	360	35.48	64.52
10	14	2016	6	13	557	11.52	37	4,836	364	193	65.35	34.65
9	30	2016	6	17	552	11.41	38	4,836	340	212	61.59	38.41
8	19	2016	6	17	551	11.39	39	4,836	295	256	53.54	46.46
5	6	2016	6	16	550	11.37	40	4,836	302	248	54.91	45.09
8	7	2016	1	15	550	11.37	41	4,836	237	313	43.09	56.91
8	14	2016	1	15	550	11.37	42	4,836	189	361	34.36	65.64
8	21	2016	1	14	549	11.35	43	4,836	194	355	35.34	64.66
5	27	2016	6	18	548	11.33	44	4,836	361	187	65.88	34.12
7	8	2016	6	17	547	11.31	45	4,836	316	231	57.77	42.23
11	23	2016	4	16	547	11.31	46	4,836	346	201	63.25	36.75
7	8	2016	6	16	546	11.29	47	4,836	312	234	57.14	42.86
7	20	2016	4	17	544	11.25	48	4,836	327	217	60.11	39.89
7	29	2016	6	17	544	11.25	49	4,836	320	224	58.82	41.18
9	8	2016	5	16	544	11.25	50	4,836	292	252	53.68	46.32
6	26	2016	1	14	543	11.23	51	4,836	197	346	36.28	63.72
7	10	2016	1	12	543	11.23	52	4,836	163	380	30.02	69.98
7	10	2016	1	13	543	11.23	53	4,836	179	364	32.97	67.03
8	5	2016	6	16	543	11.23	54	4,836	325	218	59.85	40.15
8	14	2016	1	12	542	11.21	55	4,836	149	393	27.49	72.51
10	7	2016	6	16	542	11.21	56	4,836	297	245	54.80	45.20
8	5	2016	6	17	541	11.19	57	4,836	303	238	56.01	43.99
8	10	2016	4	16	540	11.17	58	4,836	282	258	52.22	47.78
6	10	2016	6	16	539	11.15	59	4,836	322	217	59.74	40.26
7	1	2016	6	17	539	11.15	60	4,836	334	205	61.97	38.03
7	25	2016	2	16	539	11.15	61	4,836	273	266	50.65	49.35
9	5	2016	2	12	539	11.15	62	4,836	168	371	31.17	68.83
7	13	2016	4	17	538	11.12	63	4,836	356	182	66.17	33.83
7	1	2016	6	15	536	11.08	64	4,836	327	209	61.01	38.99
10	14	2016	6	14	535	11.06	65	4,836	370	165	69.16	30.84
8	12	2016	6	12	534	11.04	66	4,836	260	274	48.69	51.31
8	7	2016	1	12	533	11.02	67	4,836	167	366	31.33	68.67

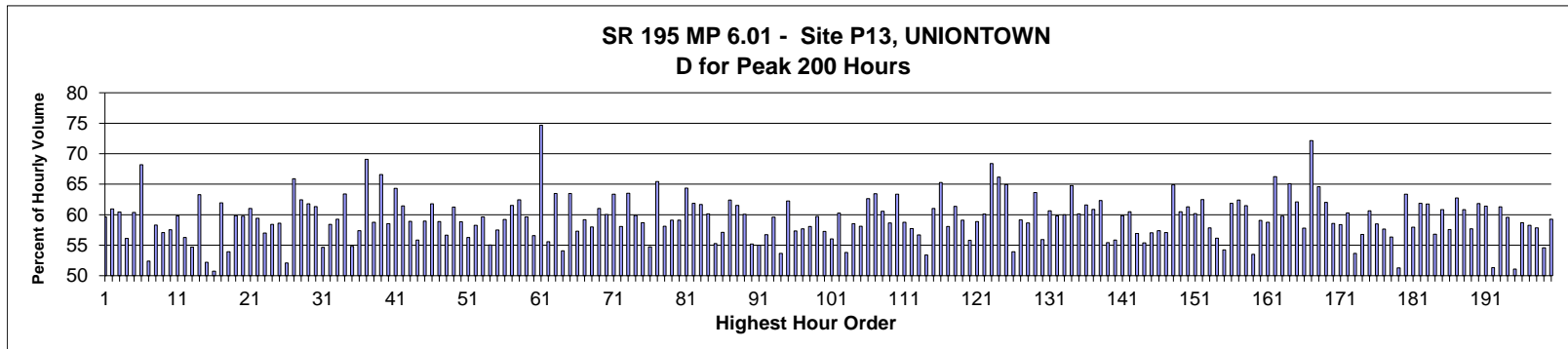
MO	DY	YR	DAY OF WK	HR	HR VOL	PERCENT OF AADT	HOUR NUMBER	AADT	NORTH VOLUME	SOUTH VOLUME	PERCENT NORTH IS OF TOTAL VOLUME	PERCENT SOUTH IS OF TOTAL VOLUME
10	23	2016	1	15	532	11.00	68	4,836	157	375	29.51	70.49
6	19	2016	1	14	531	10.98	69	4,836	194	337	36.53	63.47
9	15	2016	5	17	531	10.98	70	4,836	287	244	54.05	45.95
6	26	2016	1	13	530	10.96	71	4,836	201	329	37.92	62.08
8	26	2016	6	17	530	10.96	72	4,836	312	218	58.87	41.13
8	25	2016	5	16	528	10.92	73	4,836	287	241	54.36	45.64
9	2	2016	6	18	528	10.92	74	4,836	349	179	66.10	33.90
10	23	2016	1	13	527	10.90	75	4,836	125	402	23.72	76.28
7	3	2016	1	13	526	10.88	76	4,836	219	307	41.63	58.37
7	8	2016	6	15	526	10.88	77	4,836	299	227	56.84	43.16
7	20	2016	4	16	526	10.88	78	4,836	314	212	59.70	40.30
5	20	2016	6	16	525	10.86	79	4,836	302	223	57.52	42.48
7	23	2016	7	13	525	10.86	80	4,836	225	300	42.86	57.14
9	6	2016	3	16	525	10.86	81	4,836	271	254	51.62	48.38
7	5	2016	3	15	524	10.84	82	4,836	246	278	46.95	53.05
7	21	2016	5	16	524	10.84	83	4,836	284	240	54.20	45.80
7	22	2016	6	13	524	10.84	84	4,836	247	277	47.14	52.86
8	12	2016	6	17	524	10.84	85	4,836	327	197	62.40	37.60
9	9	2016	6	17	524	10.84	86	4,836	311	213	59.35	40.65
7	2	2016	7	16	523	10.81	87	4,836	304	219	58.13	41.87
7	3	2016	1	15	523	10.81	88	4,836	247	276	47.23	52.77
7	30	2016	7	13	523	10.81	89	4,836	232	291	44.36	55.64
7	2	2016	7	17	522	10.79	90	4,836	294	228	56.32	43.68
7	3	2016	1	17	522	10.79	91	4,836	264	258	50.57	49.43
7	5	2016	3	14	522	10.79	92	4,836	220	302	42.15	57.85
7	31	2016	1	15	522	10.79	93	4,836	233	289	44.64	55.36
8	12	2016	6	15	522	10.79	94	4,836	321	201	61.49	38.51
8	21	2016	1	12	522	10.79	95	4,836	184	338	35.25	64.75
5	20	2016	6	17	521	10.77	96	4,836	292	229	56.05	43.95
6	24	2016	6	15	521	10.77	97	4,836	303	218	58.16	41.84
7	31	2016	1	13	521	10.77	98	4,836	179	342	34.36	65.64
8	15	2016	2	16	519	10.73	99	4,836	268	251	51.64	48.36
10	14	2016	6	18	518	10.71	100	4,836	373	145	72.01	27.99
7	28	2016	5	16	517	10.69	101	4,836	274	243	53.00	47.00
8	26	2016	6	15	517	10.69	102	4,836	304	213	58.80	41.20
9	2	2016	6	15	517	10.69	103	4,836	287	230	55.51	44.49
10	14	2016	6	12	517	10.69	104	4,836	323	194	62.48	37.52
11	23	2016	4	15	517	10.69	105	4,836	301	216	58.22	41.78
6	30	2016	5	17	516	10.67	106	4,836	309	207	59.88	40.12
7	1	2016	6	14	515	10.65	107	4,836	294	221	57.09	42.91
7	1	2016	6	13	513	10.61	108	4,836	279	234	54.39	45.61
7	3	2016	1	16	513	10.61	109	4,836	231	282	45.03	54.97
7	13	2016	4	16	513	10.61	110	4,836	316	197	61.60	38.40
6	17	2016	6	16	512	10.59	111	4,836	303	209	59.18	40.82
7	24	2016	1	16	512	10.59	112	4,836	242	270	47.27	52.73
10	18	2016	3	16	511	10.57	113	4,836	252	259	49.32	50.68
7	21	2016	5	17	510	10.55	114	4,836	325	185	63.73	36.27
9	29	2016	5	16	510	10.55	115	4,836	257	253	50.39	49.61
9	30	2016	6	16	509	10.53	116	4,836	274	235	53.83	46.17
6	17	2016	6	17	508	10.50	117	4,836	307	201	60.43	39.57
6	17	2016	6	18	508	10.50	118	4,836	309	199	60.83	39.17

MO	DY	YR	DAY OF WK	HR	HR VOL	PERCENT OF AADT	HOUR NUMBER	AADT	NORTH VOLUME	SOUTH VOLUME	PERCENT NORTH IS OF TOTAL VOLUME	PERCENT SOUTH IS OF TOTAL VOLUME
6	24	2016	6	16	508	10.50	119	4,836	293	215	57.68	42.32
7	23	2016	7	16	508	10.50	120	4,836	255	253	50.20	49.80
8	12	2016	6	18	508	10.50	121	4,836	321	187	63.19	36.81
9	1	2016	5	16	508	10.50	122	4,836	267	241	52.56	47.44
6	19	2016	1	16	507	10.48	123	4,836	224	283	44.18	55.82
7	12	2016	3	17	507	10.48	124	4,836	339	168	66.86	33.14
8	18	2016	5	15	506	10.46	125	4,836	259	247	51.19	48.81
10	23	2016	1	14	506	10.46	126	4,836	132	374	26.09	73.91
7	3	2016	1	14	505	10.44	127	4,836	205	300	40.59	59.41
7	22	2016	6	18	505	10.44	128	4,836	327	178	64.75	35.25
7	24	2016	1	15	505	10.44	129	4,836	197	308	39.01	60.99
7	31	2016	1	11	505	10.44	130	4,836	130	375	25.74	74.26
9	4	2016	1	13	505	10.44	131	4,836	202	303	40.00	60.00
6	26	2016	1	15	504	10.42	132	4,836	217	287	43.06	56.94
7	5	2016	3	13	504	10.42	133	4,836	208	296	41.27	58.73
6	12	2016	1	14	503	10.40	134	4,836	194	309	38.57	61.43
7	23	2016	7	15	503	10.40	135	4,836	244	259	48.51	51.49
8	7	2016	1	16	502	10.38	136	4,836	247	255	49.20	50.80
8	11	2016	5	13	502	10.38	137	4,836	254	248	50.60	49.40
9	22	2016	5	17	502	10.38	138	4,836	290	212	57.77	42.23
7	31	2016	1	12	501	10.36	139	4,836	139	362	27.74	72.26
7	8	2016	6	18	500	10.34	140	4,836	303	197	60.60	39.40
8	24	2016	4	16	500	10.34	141	4,836	246	254	49.20	50.80
7	1	2016	6	19	499	10.32	142	4,836	330	169	66.13	33.87
8	14	2016	1	16	499	10.32	143	4,836	213	286	42.69	57.31
7	24	2016	1	17	498	10.30	144	4,836	248	250	49.80	50.20
9	20	2016	3	16	498	10.30	145	4,836	268	230	53.82	46.18
10	13	2016	5	16	498	10.30	146	4,836	299	199	60.04	39.96
5	27	2016	6	14	497	10.28	147	4,836	305	192	61.37	38.63
7	2	2016	7	12	497	10.28	148	4,836	243	254	48.89	51.11
7	7	2016	5	17	497	10.28	149	4,836	299	198	60.16	39.84
7	10	2016	1	14	497	10.28	150	4,836	218	279	43.86	56.14
7	22	2016	6	15	497	10.28	151	4,836	266	231	53.52	46.48
9	17	2016	7	12	497	10.28	152	4,836	214	283	43.06	56.94
6	9	2016	5	17	496	10.26	153	4,836	268	228	54.03	45.97
7	3	2016	1	12	496	10.26	154	4,836	185	311	37.30	62.70
7	27	2016	4	16	496	10.26	155	4,836	247	249	49.80	50.20
8	13	2016	7	13	496	10.26	156	4,836	240	256	48.39	51.61
9	30	2016	6	18	496	10.26	157	4,836	306	190	61.69	38.31
2	12	2016	6	17	495	10.24	158	4,836	338	157	68.28	31.72
6	26	2016	1	17	495	10.24	159	4,836	237	258	47.88	52.12
7	9	2016	7	16	495	10.24	160	4,836	257	238	51.92	48.08
7	28	2016	5	17	495	10.24	161	4,836	260	235	52.53	47.47
8	28	2016	1	13	495	10.24	162	4,836	179	316	36.16	63.84
5	5	2016	5	16	494	10.22	163	4,836	245	249	49.60	50.40
7	22	2016	6	12	494	10.22	164	4,836	207	287	41.90	58.10
4	21	2016	5	16	493	10.19	165	4,836	280	213	56.80	43.20
6	23	2016	5	17	493	10.19	166	4,836	282	211	57.20	42.80
8	5	2016	6	15	493	10.19	167	4,836	287	206	58.22	41.78
8	28	2016	1	15	493	10.19	168	4,836	224	269	45.44	54.56
5	13	2016	6	16	492	10.17	169	4,836	277	215	56.30	43.70

MO	DY	YR	DAY OF WK	HR	HR VOL	PERCENT OF AADT	HOUR NUMBER	AADT	NORTH VOLUME	SOUTH VOLUME	PERCENT NORTH IS OF TOTAL VOLUME	PERCENT SOUTH IS OF TOTAL VOLUME
6	12	2016	1	15	492	10.17	170	4,836	200	292	40.65	59.35
7	5	2016	3	17	492	10.17	171	4,836	270	222	54.88	45.12
8	3	2016	4	16	492	10.17	172	4,836	257	235	52.24	47.76
8	5	2016	6	18	492	10.17	173	4,836	293	199	59.55	40.45
10	20	2016	5	16	492	10.17	174	4,836	262	230	53.25	46.75
3	18	2016	6	17	491	10.15	175	4,836	314	177	63.95	36.05
6	3	2016	6	16	491	10.15	176	4,836	293	198	59.67	40.33
7	10	2016	1	11	491	10.15	177	4,836	170	321	34.62	65.38
7	31	2016	1	16	491	10.15	178	4,836	203	288	41.34	58.66
8	5	2016	6	14	491	10.15	179	4,836	230	261	46.84	53.16
8	19	2016	6	14	491	10.15	180	4,836	242	249	49.29	50.71
8	24	2016	4	17	491	10.15	181	4,836	266	225	54.18	45.82
9	23	2016	6	17	491	10.15	182	4,836	271	220	55.19	44.81
10	14	2016	6	11	491	10.15	183	4,836	288	203	58.66	41.34
10	19	2016	4	17	491	10.15	184	4,836	268	223	54.58	45.42
5	26	2016	5	17	490	10.13	185	4,836	276	214	56.33	43.67
5	30	2016	2	11	490	10.13	186	4,836	128	362	26.12	73.88
7	2	2016	7	14	490	10.13	187	4,836	261	229	53.27	46.73
7	13	2016	4	18	490	10.13	188	4,836	322	168	65.71	34.29
9	13	2016	3	16	490	10.13	189	4,836	252	238	51.43	48.57
6	3	2016	6	17	489	10.11	190	4,836	285	204	58.28	41.72
6	5	2016	1	14	489	10.11	191	4,836	217	272	44.38	55.62
7	2	2016	7	13	489	10.11	192	4,836	259	230	52.97	47.03
9	14	2016	4	16	489	10.11	193	4,836	246	243	50.31	49.69
4	15	2016	6	17	488	10.09	194	4,836	298	190	61.07	38.93
6	19	2016	1	15	488	10.09	195	4,836	212	276	43.44	56.56
10	21	2016	6	15	488	10.09	196	4,836	275	213	56.35	43.65
2	15	2016	2	12	487	10.07	197	4,836	118	369	24.23	75.77
6	19	2016	1	17	487	10.07	198	4,836	204	283	41.89	58.11
7	5	2016	3	18	487	10.07	199	4,836	283	204	58.11	41.89
8	2	2016	3	16	487	10.07	200	4,836	288	199	59.14	40.86



**AADT=** 4,879     
**K 30 FACTOR=** 10.76     
**K 100 FACTOR=** 10.02     
**K 200 FACTOR=** 9.41     
**D 30 FACTOR=** 61.33



MO	DY	YR	DAY OF WK	HR	HR VOL	PERCENT OF AADT	HOUR NUMBER	AADT	NORTH VOLUME	SOUTH VOLUME	PERCENT NORTH IS OF TOTAL VOLUME	PERCENT SOUTH IS OF TOTAL VOLUME
9	9	2016	6	18	632	12.95	1	4,879	255	377	40.35	59.65
5	6	2016	6	17	622	12.75	2	4,879	243	379	39.07	60.93
11	4	2016	6	18	609	12.48	3	4,879	241	368	39.57	60.43
11	4	2016	6	17	597	12.24	4	4,879	262	335	43.89	56.11
9	16	2016	6	18	593	12.15	5	4,879	235	358	39.63	60.37
11	5	2016	7	11	591	12.11	6	4,879	403	188	68.19	31.81
11	4	2016	6	16	582	11.93	7	4,879	277	305	47.59	52.41
9	9	2016	6	17	578	11.85	8	4,879	241	337	41.70	58.30
10	14	2016	6	17	571	11.70	9	4,879	245	326	42.91	57.09
4	8	2016	6	18	565	11.58	10	4,879	240	325	42.48	57.52
5	6	2016	6	18	562	11.52	11	4,879	226	336	40.21	59.79
9	2	2016	6	17	558	11.44	12	4,879	244	314	43.73	56.27
4	8	2016	6	17	556	11.40	13	4,879	252	304	45.32	54.68
4	1	2016	6	18	553	11.33	14	4,879	203	350	36.71	63.29
9	16	2016	6	16	544	11.15	15	4,879	260	284	47.79	52.21
11	18	2016	6	16	538	11.03	16	4,879	273	265	50.74	49.26

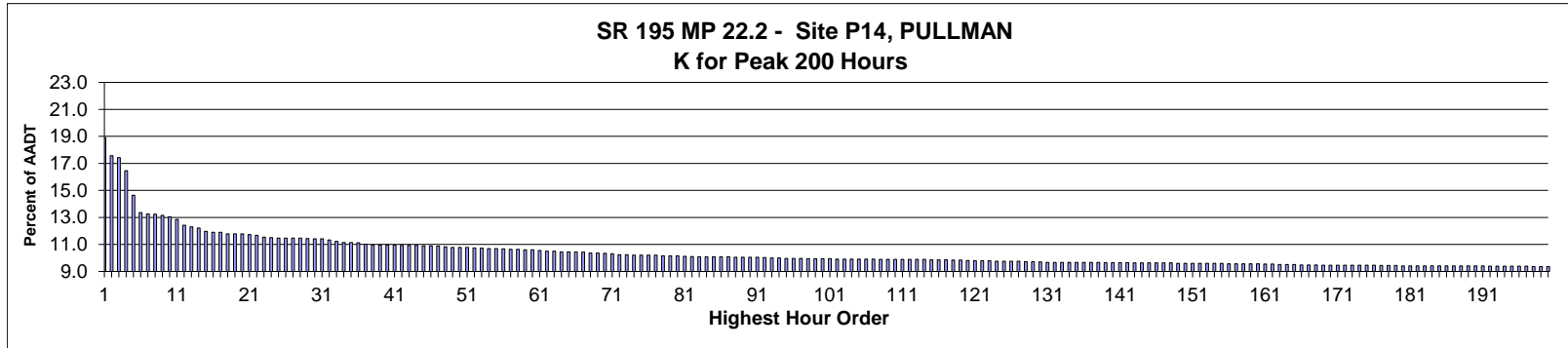
MO	DY	YR	DAY OF WK	HR	HR VOL	PERCENT OF AADT	HOUR NUMBER	AADT	NORTH VOLUME	SOUTH VOLUME	PERCENT NORTH IS OF TOTAL VOLUME	PERCENT SOUTH IS OF TOTAL VOLUME
9	16	2016	6	17	536	10.99	17	4,879	204	332	38.06	61.94
10	21	2016	6	17	536	10.99	18	4,879	247	289	46.08	53.92
9	9	2016	6	16	533	10.92	19	4,879	214	319	40.15	59.85
9	2	2016	6	18	532	10.90	20	4,879	214	318	40.23	59.77
8	19	2016	6	18	531	10.88	21	4,879	207	324	38.98	61.02
8	17	2016	4	18	530	10.86	22	4,879	215	315	40.57	59.43
11	18	2016	6	17	530	10.86	23	4,879	228	302	43.02	56.98
4	15	2016	6	17	529	10.84	24	4,879	220	309	41.59	58.41
8	19	2016	6	17	529	10.84	25	4,879	219	310	41.40	58.60
4	8	2016	6	16	528	10.82	26	4,879	253	275	47.92	52.08
9	17	2016	7	16	528	10.82	27	4,879	180	348	34.09	65.91
8	16	2016	3	18	527	10.80	28	4,879	198	329	37.57	62.43
4	22	2016	6	17	526	10.78	29	4,879	201	325	38.21	61.79
8	15	2016	2	18	525	10.76	30	4,879	203	322	38.67	61.33
8	20	2016	7	11	525	10.76	31	4,879	287	238	54.67	45.33
5	26	2016	5	18	524	10.74	32	4,879	218	306	41.60	58.40
9	15	2016	5	18	523	10.72	33	4,879	213	310	40.73	59.27
4	22	2016	6	18	522	10.70	34	4,879	191	331	36.59	63.41
11	11	2016	6	16	522	10.70	35	4,879	236	286	45.21	54.79
9	23	2016	6	18	521	10.68	36	4,879	222	299	42.61	57.39
11	5	2016	7	10	521	10.68	37	4,879	360	161	69.10	30.90
10	28	2016	6	17	519	10.64	38	4,879	214	305	41.23	58.77
8	9	2016	3	17	518	10.62	39	4,879	173	345	33.40	66.60
8	18	2016	5	17	516	10.58	40	4,879	214	302	41.47	58.53
9	14	2016	4	18	516	10.58	41	4,879	184	332	35.66	64.34
10	28	2016	6	18	516	10.58	42	4,879	199	317	38.57	61.43
11	3	2016	5	17	516	10.58	43	4,879	212	304	41.09	58.91
5	6	2016	6	16	514	10.53	44	4,879	227	287	44.16	55.84
11	9	2016	4	17	514	10.53	45	4,879	211	303	41.05	58.95
8	18	2016	5	18	513	10.51	46	4,879	196	317	38.21	61.79
9	20	2016	3	18	513	10.51	47	4,879	211	302	41.13	58.87
7	8	2016	6	17	512	10.49	48	4,879	222	290	43.36	56.64
8	23	2016	3	18	511	10.47	49	4,879	198	313	38.75	61.25
9	8	2016	5	17	510	10.45	50	4,879	210	300	41.18	58.82
10	13	2016	5	17	510	10.45	51	4,879	223	287	43.73	56.27
8	4	2016	5	17	508	10.41	52	4,879	212	296	41.73	58.27
11	17	2016	5	17	508	10.41	53	4,879	205	303	40.35	59.65
10	14	2016	6	16	507	10.39	54	4,879	228	279	44.97	55.03
9	2	2016	6	16	506	10.37	55	4,879	215	291	42.49	57.51
8	12	2016	6	18	505	10.35	56	4,879	206	299	40.79	59.21
4	1	2016	6	17	504	10.33	57	4,879	194	310	38.49	61.51
3	11	2016	6	18	503	10.31	58	4,879	189	314	37.57	62.43
8	17	2016	4	17	503	10.31	59	4,879	203	300	40.36	59.64
5	19	2016	5	17	502	10.29	60	4,879	218	284	43.43	56.57
11	25	2016	6	17	502	10.29	61	4,879	127	375	25.30	74.70
12	2	2016	6	17	502	10.29	62	4,879	223	279	44.42	55.58
5	27	2016	6	18	501	10.27	63	4,879	183	318	36.53	63.47
6	24	2016	6	17	501	10.27	64	4,879	230	271	45.91	54.09
9	13	2016	3	18	501	10.27	65	4,879	183	318	36.53	63.47
10	20	2016	5	16	501	10.27	66	4,879	214	287	42.71	57.29
4	6	2016	4	18	500	10.25	67	4,879	204	296	40.80	59.20

MO	DY	YR	DAY OF WK	HR	HR VOL	PERCENT OF AADT	HOUR NUMBER	AADT	NORTH VOLUME	SOUTH VOLUME	PERCENT NORTH IS OF TOTAL VOLUME	PERCENT SOUTH IS OF TOTAL VOLUME
5	13	2016	6	17	500	10.25	68	4,879	210	290	42.00	58.00
2	5	2016	6	17	498	10.21	69	4,879	194	304	38.96	61.04
9	1	2016	5	18	498	10.21	70	4,879	199	299	39.96	60.04
7	11	2016	2	18	497	10.19	71	4,879	182	315	36.62	63.38
5	20	2016	6	17	496	10.17	72	4,879	208	288	41.94	58.06
8	24	2016	4	18	496	10.17	73	4,879	181	315	36.49	63.51
9	15	2016	5	17	496	10.17	74	4,879	199	297	40.12	59.88
11	3	2016	5	18	496	10.17	75	4,879	205	291	41.33	58.67
9	23	2016	6	16	495	10.15	76	4,879	224	271	45.25	54.75
10	12	2016	4	17	495	10.15	77	4,879	171	324	34.55	65.45
2	26	2016	6	17	494	10.13	78	4,879	207	287	41.90	58.10
3	25	2016	6	17	494	10.13	79	4,879	202	292	40.89	59.11
8	22	2016	2	18	494	10.13	80	4,879	202	292	40.89	59.11
9	6	2016	3	18	494	10.13	81	4,879	176	318	35.63	64.37
6	17	2016	6	17	493	10.10	82	4,879	188	305	38.13	61.87
9	8	2016	5	18	493	10.10	83	4,879	189	304	38.34	61.66
5	26	2016	5	17	492	10.08	84	4,879	196	296	39.84	60.16
6	3	2016	6	18	492	10.08	85	4,879	220	272	44.72	55.28
7	14	2016	5	17	492	10.08	86	4,879	211	281	42.89	57.11
8	11	2016	5	17	492	10.08	87	4,879	185	307	37.60	62.40
6	13	2016	2	18	491	10.06	88	4,879	189	302	38.49	61.51
8	25	2016	5	18	491	10.06	89	4,879	196	295	39.92	60.08
11	2	2016	4	17	491	10.06	90	4,879	220	271	44.81	55.19
11	10	2016	5	17	491	10.06	91	4,879	221	270	45.01	54.99
6	9	2016	5	18	490	10.04	92	4,879	212	278	43.27	56.73
7	22	2016	6	17	490	10.04	93	4,879	198	292	40.41	59.59
8	5	2016	6	15	490	10.04	94	4,879	263	227	53.67	46.33
8	10	2016	4	18	490	10.04	95	4,879	185	305	37.76	62.24
8	25	2016	5	17	490	10.04	96	4,879	209	281	42.65	57.35
9	1	2016	5	17	489	10.02	97	4,879	207	282	42.33	57.67
9	7	2016	4	17	489	10.02	98	4,879	205	284	41.92	58.08
9	14	2016	4	17	489	10.02	99	4,879	197	292	40.29	59.71
9	23	2016	6	17	489	10.02	100	4,879	209	280	42.74	57.26
11	11	2016	6	17	489	10.02	101	4,879	215	274	43.97	56.03
5	25	2016	4	18	488	10.00	102	4,879	194	294	39.75	60.25
4	8	2016	6	14	487	9.98	103	4,879	262	225	53.80	46.20
4	14	2016	5	18	487	9.98	104	4,879	202	285	41.48	58.52
5	12	2016	5	18	487	9.98	105	4,879	204	283	41.89	58.11
5	27	2016	6	17	487	9.98	106	4,879	182	305	37.37	62.63
6	20	2016	2	18	487	9.98	107	4,879	178	309	36.55	63.45
7	13	2016	4	18	487	9.98	108	4,879	192	295	39.43	60.57
6	3	2016	6	17	486	9.96	109	4,879	201	285	41.36	58.64
11	5	2016	7	12	486	9.96	110	4,879	308	178	63.37	36.63
4	7	2016	5	18	485	9.94	111	4,879	200	285	41.24	58.76
6	10	2016	6	17	485	9.94	112	4,879	205	280	42.27	57.73
8	12	2016	6	17	485	9.94	113	4,879	210	275	43.30	56.70
8	20	2016	7	12	485	9.94	114	4,879	259	226	53.40	46.60
10	14	2016	6	18	485	9.94	115	4,879	189	296	38.97	61.03
4	15	2016	6	18	484	9.92	116	4,879	168	316	34.71	65.29
6	9	2016	5	17	484	9.92	117	4,879	203	281	41.94	58.06
7	14	2016	5	18	484	9.92	118	4,879	187	297	38.64	61.36

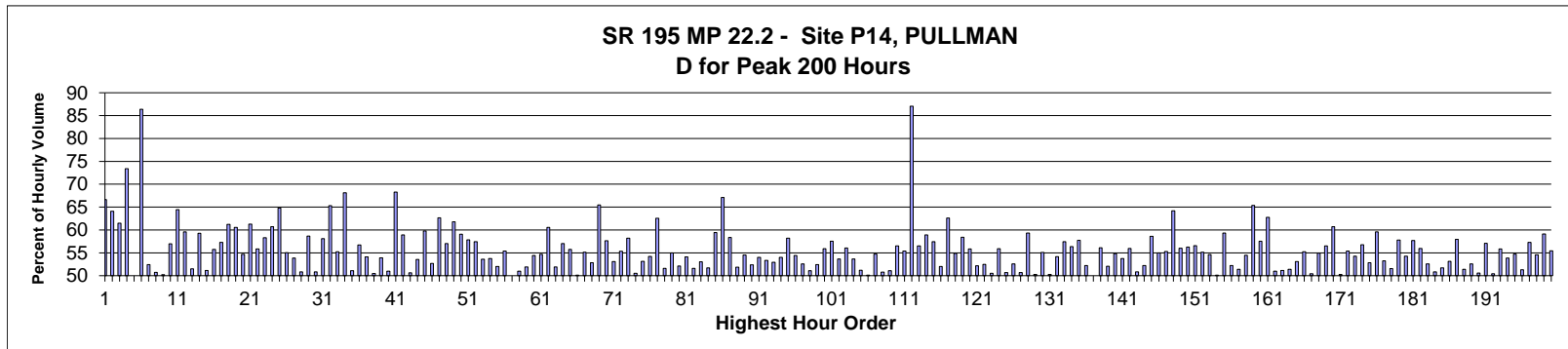
MO	DY	YR	DAY OF WK	HR	HR VOL	PERCENT OF AADT	HOUR NUMBER	AADT	NORTH VOLUME	SOUTH VOLUME	PERCENT NORTH IS OF TOTAL VOLUME	PERCENT SOUTH IS OF TOTAL VOLUME
8	11	2016	5	18	484	9.92	119	4,879	198	286	40.91	59.09
8	23	2016	3	17	484	9.92	120	4,879	214	270	44.21	55.79
8	31	2016	4	18	484	9.92	121	4,879	199	285	41.12	58.88
9	13	2016	3	17	484	9.92	122	4,879	193	291	39.88	60.12
11	5	2016	7	18	484	9.92	123	4,879	153	331	31.61	68.39
3	25	2016	6	18	482	9.88	124	4,879	163	319	33.82	66.18
4	20	2016	4	18	482	9.88	125	4,879	169	313	35.06	64.94
11	10	2016	5	16	482	9.88	126	4,879	222	260	46.06	53.94
11	18	2016	6	18	482	9.88	127	4,879	197	285	40.87	59.13
6	10	2016	6	16	481	9.86	128	4,879	199	282	41.37	58.63
7	28	2016	5	18	481	9.86	129	4,879	175	306	36.38	63.62
10	13	2016	5	16	481	9.86	130	4,879	212	269	44.07	55.93
4	27	2016	4	18	480	9.84	131	4,879	189	291	39.38	60.63
6	16	2016	5	18	480	9.84	132	4,879	193	287	40.21	59.79
7	21	2016	5	17	480	9.84	133	4,879	192	288	40.00	60.00
10	18	2016	3	17	480	9.84	134	4,879	169	311	35.21	64.79
5	25	2016	4	17	479	9.82	135	4,879	191	288	39.87	60.13
6	15	2016	4	18	479	9.82	136	4,879	184	295	38.41	61.59
4	7	2016	5	17	478	9.80	137	4,879	187	291	39.12	60.88
6	8	2016	4	18	478	9.80	138	4,879	180	298	37.66	62.34
9	9	2016	6	15	478	9.80	139	4,879	213	265	44.56	55.44
9	15	2016	5	16	478	9.80	140	4,879	211	267	44.14	55.86
11	2	2016	4	18	478	9.80	141	4,879	192	286	40.17	59.83
6	17	2016	6	18	476	9.76	142	4,879	188	288	39.50	60.50
9	1	2016	5	16	476	9.76	143	4,879	205	271	43.07	56.93
8	19	2016	6	16	475	9.74	144	4,879	212	263	44.63	55.37
9	22	2016	5	17	475	9.74	145	4,879	204	271	42.95	57.05
3	11	2016	6	17	474	9.72	146	4,879	202	272	42.62	57.38
5	27	2016	6	15	473	9.69	147	4,879	203	270	42.92	57.08
7	1	2016	6	17	473	9.69	148	4,879	166	307	35.10	64.90
9	22	2016	5	18	473	9.69	149	4,879	187	286	39.53	60.47
9	27	2016	3	16	473	9.69	150	4,879	183	290	38.69	61.31
5	27	2016	6	16	472	9.67	151	4,879	188	284	39.83	60.17
6	22	2016	4	17	472	9.67	152	4,879	177	295	37.50	62.50
7	27	2016	4	17	472	9.67	153	4,879	199	273	42.16	57.84
8	18	2016	5	16	472	9.67	154	4,879	207	265	43.86	56.14
10	28	2016	6	16	472	9.67	155	4,879	216	256	45.76	54.24
11	23	2016	4	17	472	9.67	156	4,879	180	292	38.14	61.86
11	12	2016	7	18	471	9.65	157	4,879	294	177	62.42	37.58
11	23	2016	4	16	470	9.63	158	4,879	181	289	38.51	61.49
4	29	2016	6	17	469	9.61	159	4,879	218	251	46.48	53.52
9	27	2016	3	15	469	9.61	160	4,879	192	277	40.94	59.06
3	18	2016	6	17	468	9.59	161	4,879	193	275	41.24	58.76
9	17	2016	7	10	468	9.59	162	4,879	310	158	66.24	33.76
5	18	2016	4	17	467	9.57	163	4,879	188	279	40.26	59.74
8	8	2016	2	18	467	9.57	164	4,879	163	304	34.90	65.10
11	12	2016	7	17	467	9.57	165	4,879	290	177	62.10	37.90
11	22	2016	3	17	467	9.57	166	4,879	197	270	42.18	57.82
11	25	2016	6	11	467	9.57	167	4,879	337	130	72.16	27.84
5	20	2016	6	18	466	9.55	168	4,879	165	301	35.41	64.59
5	24	2016	3	18	466	9.55	169	4,879	177	289	37.98	62.02



MO	DY	YR	DAY OF WK	HR	HR VOL	PERCENT OF AADT	HOUR NUMBER	AADT	NORTH VOLUME	SOUTH VOLUME	PERCENT NORTH IS OF TOTAL VOLUME	PERCENT SOUTH IS OF TOTAL VOLUME
8	4	2016	5	18	466	9.55	170	4,879	193	273	41.42	58.58
8	5	2016	6	17	466	9.55	171	4,879	194	272	41.63	58.37
10	11	2016	3	17	466	9.55	172	4,879	185	281	39.70	60.30
10	21	2016	6	18	466	9.55	173	4,879	216	250	46.35	53.65
3	25	2016	6	16	465	9.53	174	4,879	201	264	43.23	56.77
4	18	2016	2	18	465	9.53	175	4,879	183	282	39.35	60.65
9	20	2016	3	17	465	9.53	176	4,879	193	272	41.51	58.49
9	22	2016	5	16	465	9.53	177	4,879	197	268	42.37	57.63
10	20	2016	5	18	465	9.53	178	4,879	203	262	43.66	56.34
4	9	2016	7	11	464	9.51	179	4,879	238	226	51.29	48.71
4	13	2016	4	18	464	9.51	180	4,879	170	294	36.64	63.36
5	11	2016	4	18	464	9.51	181	4,879	195	269	42.03	57.97
11	8	2016	3	17	464	9.51	182	4,879	177	287	38.15	61.85
5	5	2016	5	18	463	9.49	183	4,879	177	286	38.23	61.77
8	11	2016	5	16	463	9.49	184	4,879	200	263	43.20	56.80
5	13	2016	6	18	462	9.47	185	4,879	181	281	39.18	60.82
6	14	2016	3	18	462	9.47	186	4,879	196	266	42.42	57.58
7	1	2016	6	16	462	9.47	187	4,879	172	290	37.23	62.77
9	21	2016	4	18	462	9.47	188	4,879	181	281	39.18	60.82
4	28	2016	5	17	461	9.45	189	4,879	195	266	42.30	57.70
6	29	2016	4	18	461	9.45	190	4,879	176	285	38.18	61.82
11	15	2016	3	17	461	9.45	191	4,879	178	283	38.61	61.39
4	9	2016	7	12	460	9.43	192	4,879	236	224	51.30	48.70
5	12	2016	5	17	460	9.43	193	4,879	178	282	38.70	61.30
8	16	2016	3	17	460	9.43	194	4,879	186	274	40.43	59.57
9	16	2016	6	15	460	9.43	195	4,879	225	235	48.91	51.09
9	21	2016	4	17	460	9.43	196	4,879	190	270	41.30	58.70
10	19	2016	4	17	460	9.43	197	4,879	192	268	41.74	58.26
11	16	2016	4	18	460	9.43	198	4,879	194	266	42.17	57.83
12	2	2016	6	16	460	9.43	199	4,879	209	251	45.43	54.57
4	21	2016	5	18	459	9.41	200	4,879	187	272	40.74	59.26



**AADT=** 3,740     
**K 30 FACTOR=** 11.42     
**K 100 FACTOR=** 9.95     
**K 200 FACTOR=** 9.36     
**D 30 FACTOR=** 50.82



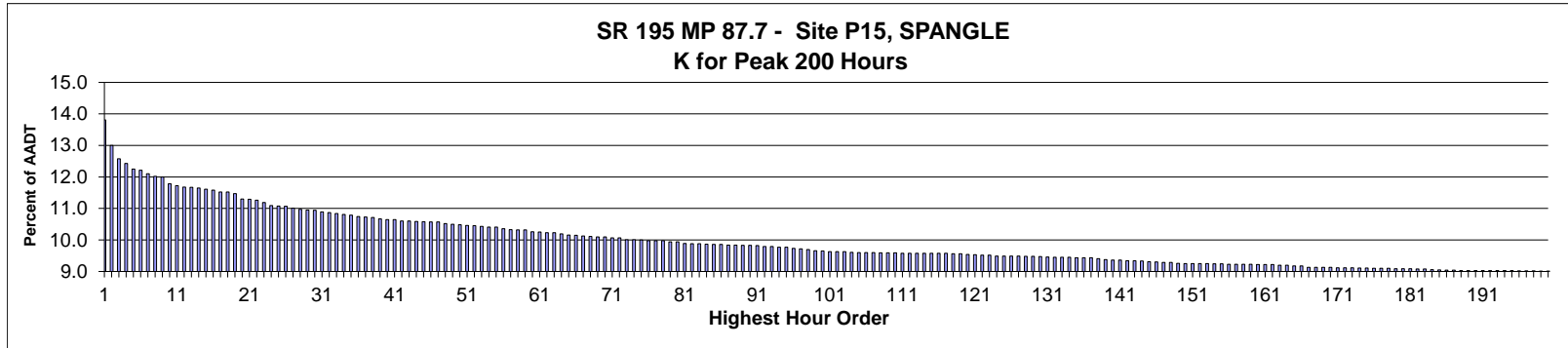
MO	DY	YR	DAY OF WK	HR	HR VOL	PERCENT OF AADT	HOUR NUMBER	AADT	NORTH VOLUME	SOUTH VOLUME	PERCENT NORTH IS OF TOTAL VOLUME	PERCENT SOUTH IS OF TOTAL VOLUME
11	4	2016	6	17	707	18.90	1	3,740	236	471	33.38	66.62
11	4	2016	6	18	657	17.57	2	3,740	236	421	35.92	64.08
11	4	2016	6	16	652	17.43	3	3,740	251	401	38.50	61.50
11	25	2016	6	17	616	16.47	4	3,740	452	164	73.38	26.62
5	6	2016	6	17	548	14.65	5	3,740	274	274	50.00	50.00
9	3	2016	7	22	500	13.37	6	3,740	432	68	86.40	13.60
5	6	2016	6	16	496	13.26	7	3,740	236	260	47.58	52.42
5	6	2016	6	18	495	13.24	8	3,740	251	244	50.71	49.29
9	30	2016	6	17	492	13.16	9	3,740	247	245	50.20	49.80
9	9	2016	6	18	488	13.05	10	3,740	278	210	56.97	43.03
11	18	2016	6	16	481	12.86	11	3,740	310	171	64.45	35.55
9	2	2016	6	17	465	12.43	12	3,740	277	188	59.57	40.43
9	2	2016	6	18	460	12.30	13	3,740	237	223	51.52	48.48
8	20	2016	7	11	457	12.22	14	3,740	271	186	59.30	40.70
9	30	2016	6	16	448	11.98	15	3,740	219	229	48.88	51.12
9	9	2016	6	17	445	11.90	16	3,740	248	197	55.73	44.27

MO	DY	YR	DAY OF WK	HR	HR VOL	PERCENT OF AADT	HOUR NUMBER	AADT	NORTH VOLUME	SOUTH VOLUME	PERCENT NORTH IS OF TOTAL VOLUME	PERCENT SOUTH IS OF TOTAL VOLUME
11	18	2016	6	17	445	11.90	17	3,740	255	190	57.30	42.70
8	20	2016	7	12	441	11.79	18	3,740	270	171	61.22	38.78
9	2	2016	6	16	441	11.79	19	3,740	267	174	60.54	39.46
10	28	2016	6	17	441	11.79	20	3,740	200	241	45.35	54.65
11	4	2016	6	19	439	11.74	21	3,740	170	269	38.72	61.28
6	3	2016	6	17	437	11.68	22	3,740	244	193	55.84	44.16
9	23	2016	6	16	432	11.55	23	3,740	252	180	58.33	41.67
11	5	2016	7	11	430	11.50	24	3,740	169	261	39.30	60.70
3	11	2016	6	17	429	11.47	25	3,740	278	151	64.80	35.20
6	24	2016	6	17	429	11.47	26	3,740	236	193	55.01	44.99
9	23	2016	6	18	429	11.47	27	3,740	231	198	53.85	46.15
11	23	2016	4	16	429	11.47	28	3,740	218	211	50.82	49.18
3	11	2016	6	16	428	11.44	29	3,740	251	177	58.64	41.36
9	30	2016	6	18	427	11.42	30	3,740	217	210	50.82	49.18
10	21	2016	6	18	427	11.42	31	3,740	248	179	58.08	41.92
9	3	2016	7	15	424	11.34	32	3,740	147	277	34.67	65.33
8	20	2016	7	13	420	11.23	33	3,740	232	188	55.24	44.76
9	17	2016	7	16	417	11.15	34	3,740	284	133	68.11	31.89
11	23	2016	4	15	417	11.15	35	3,740	213	204	51.08	48.92
8	19	2016	6	18	416	11.12	36	3,740	236	180	56.73	43.27
6	24	2016	6	16	412	11.02	37	3,740	223	189	54.13	45.87
5	27	2016	6	16	410	10.96	38	3,740	203	207	49.51	50.49
6	10	2016	6	17	410	10.96	39	3,740	221	189	53.90	46.10
8	26	2016	6	16	410	10.96	40	3,740	209	201	50.98	49.02
9	17	2016	7	10	410	10.96	41	3,740	130	280	31.71	68.29
7	8	2016	6	17	409	10.94	42	3,740	241	168	58.92	41.08
8	19	2016	6	17	409	10.94	43	3,740	207	202	50.61	49.39
11	4	2016	6	15	409	10.94	44	3,740	190	219	46.45	53.55
2	12	2016	6	17	408	10.91	45	3,740	244	164	59.80	40.20
6	10	2016	6	15	408	10.91	46	3,740	215	193	52.70	47.30
11	5	2016	7	12	407	10.88	47	3,740	152	255	37.35	62.65
9	17	2016	7	11	405	10.83	48	3,740	174	231	42.96	57.04
9	3	2016	7	14	403	10.78	49	3,740	154	249	38.21	61.79
10	21	2016	6	16	403	10.78	50	3,740	238	165	59.06	40.94
11	23	2016	4	17	403	10.78	51	3,740	170	233	42.18	57.82
9	9	2016	6	16	402	10.75	52	3,740	231	171	57.46	42.54
11	26	2016	7	14	401	10.72	53	3,740	215	186	53.62	46.38
5	20	2016	6	17	400	10.70	54	3,740	215	185	53.75	46.25
6	10	2016	6	16	400	10.70	55	3,740	208	192	52.00	48.00
11	23	2016	4	14	399	10.67	56	3,740	221	178	55.39	44.61
5	13	2016	6	17	398	10.64	57	3,740	199	199	50.00	50.00
8	12	2016	6	17	398	10.64	58	3,740	203	195	51.01	48.99
4	1	2016	6	16	397	10.61	59	3,740	191	206	48.11	51.89
4	22	2016	6	18	397	10.61	60	3,740	216	181	54.41	45.59
8	19	2016	6	16	395	10.56	61	3,740	216	179	54.68	45.32
2	12	2016	6	16	393	10.51	62	3,740	238	155	60.56	39.44
9	2	2016	6	14	393	10.51	63	3,740	189	204	48.09	51.91
7	15	2016	6	17	391	10.45	64	3,740	223	168	57.03	42.97
9	15	2016	5	18	391	10.45	65	3,740	218	173	55.75	44.25
10	28	2016	6	18	391	10.45	66	3,740	195	196	49.87	50.13
3	25	2016	6	17	390	10.43	67	3,740	215	175	55.13	44.87

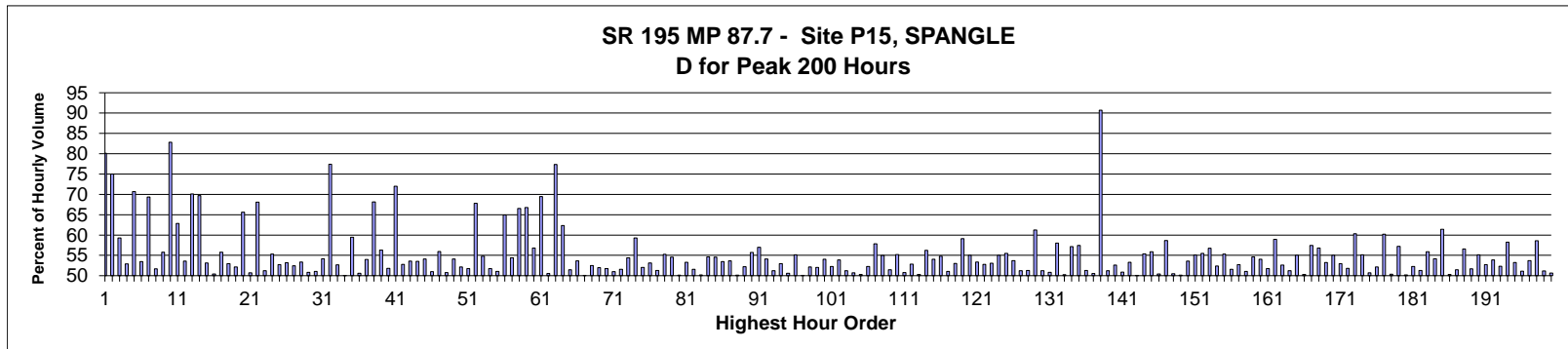
MO	DY	YR	DAY OF WK	HR	HR VOL	PERCENT OF AADT	HOUR NUMBER	AADT	NORTH VOLUME	SOUTH VOLUME	PERCENT NORTH IS OF TOTAL VOLUME	PERCENT SOUTH IS OF TOTAL VOLUME
10	28	2016	6	16	388	10.37	68	3,740	205	183	52.84	47.16
11	5	2016	7	17	388	10.37	69	3,740	254	134	65.46	34.54
9	1	2016	5	18	387	10.35	70	3,740	223	164	57.62	42.38
9	1	2016	5	17	386	10.32	71	3,740	205	181	53.11	46.89
5	7	2016	7	12	383	10.24	72	3,740	212	171	55.35	44.65
10	13	2016	5	17	383	10.24	73	3,740	223	160	58.22	41.78
7	1	2016	6	16	382	10.21	74	3,740	193	189	50.52	49.48
8	12	2016	6	18	382	10.21	75	3,740	203	179	53.14	46.86
10	21	2016	6	17	382	10.21	76	3,740	207	175	54.19	45.81
11	18	2016	6	15	382	10.21	77	3,740	239	143	62.57	37.43
2	5	2016	6	18	380	10.16	78	3,740	196	184	51.58	48.42
5	26	2016	5	18	380	10.16	79	3,740	209	171	55.00	45.00
9	23	2016	6	17	380	10.16	80	3,740	198	182	52.11	47.89
4	15	2016	6	18	379	10.13	81	3,740	205	174	54.09	45.91
6	24	2016	6	15	378	10.11	82	3,740	195	183	51.59	48.41
4	29	2016	6	17	377	10.08	83	3,740	200	177	53.05	46.95
5	6	2016	6	15	377	10.08	84	3,740	182	195	48.28	51.72
10	15	2016	7	16	377	10.08	85	3,740	153	224	40.58	59.42
11	5	2016	7	18	377	10.08	86	3,740	253	124	67.11	32.89
11	23	2016	4	13	377	10.08	87	3,740	220	157	58.36	41.64
5	26	2016	5	17	376	10.05	88	3,740	195	181	51.86	48.14
6	24	2016	6	18	376	10.05	89	3,740	205	171	54.52	45.48
8	26	2016	6	17	376	10.05	90	3,740	179	197	47.61	52.39
9	9	2016	6	15	376	10.05	91	3,740	203	173	53.99	46.01
4	15	2016	6	16	375	10.03	92	3,740	200	175	53.33	46.67
8	20	2016	7	10	374	10.00	93	3,740	198	176	52.94	47.06
9	2	2016	6	15	374	10.00	94	3,740	202	172	54.01	45.99
5	13	2016	6	18	373	9.97	95	3,740	217	156	58.18	41.82
5	20	2016	6	18	373	9.97	96	3,740	203	170	54.42	45.58
6	9	2016	5	16	373	9.97	97	3,740	196	177	52.55	47.45
6	17	2016	6	16	372	9.95	98	3,740	190	182	51.08	48.92
9	23	2016	6	15	372	9.95	99	3,740	195	177	52.42	47.58
9	30	2016	6	14	372	9.95	100	3,740	208	164	55.91	44.09
12	2	2016	6	17	372	9.95	101	3,740	214	158	57.53	42.47
2	26	2016	6	17	371	9.92	102	3,740	199	172	53.64	46.36
3	11	2016	6	18	371	9.92	103	3,740	208	163	56.06	43.94
3	25	2016	6	18	371	9.92	104	3,740	199	172	53.64	46.36
4	15	2016	6	17	371	9.92	105	3,740	190	181	51.21	48.79
7	1	2016	6	18	371	9.92	106	3,740	186	185	50.13	49.87
8	26	2016	6	18	371	9.92	107	3,740	203	168	54.72	45.28
5	26	2016	5	16	370	9.89	108	3,740	182	188	49.19	50.81
5	27	2016	6	17	370	9.89	109	3,740	181	189	48.92	51.08
6	3	2016	6	16	370	9.89	110	3,740	209	161	56.49	43.51
9	8	2016	5	18	370	9.89	111	3,740	205	165	55.41	44.59
10	1	2016	7	23	370	9.89	112	3,740	322	48	87.03	12.97
10	13	2016	5	18	370	9.89	113	3,740	209	161	56.49	43.51
11	18	2016	6	18	370	9.89	114	3,740	218	152	58.92	41.08
6	3	2016	6	18	369	9.87	115	3,740	212	157	57.45	42.55
8	5	2016	6	15	369	9.87	116	3,740	192	177	52.03	47.97
9	3	2016	7	13	369	9.87	117	3,740	138	231	37.40	62.60
5	13	2016	6	15	368	9.84	118	3,740	202	166	54.89	45.11

MO	DY	YR	DAY OF WK	HR	HR VOL	PERCENT OF AADT	HOUR NUMBER	AADT	NORTH VOLUME	SOUTH VOLUME	PERCENT NORTH IS OF TOTAL VOLUME	PERCENT SOUTH IS OF TOTAL VOLUME
9	15	2016	5	16	368	9.84	119	3,740	215	153	58.42	41.58
6	16	2016	5	18	367	9.81	120	3,740	205	162	55.86	44.14
5	7	2016	7	13	366	9.79	121	3,740	191	175	52.19	47.81
7	22	2016	6	14	366	9.79	122	3,740	192	174	52.46	47.54
9	3	2016	7	12	366	9.79	123	3,740	181	185	49.45	50.55
3	18	2016	6	17	365	9.76	124	3,740	204	161	55.89	44.11
5	13	2016	6	16	365	9.76	125	3,740	185	180	50.68	49.32
8	12	2016	6	15	365	9.76	126	3,740	192	173	52.60	47.40
9	5	2016	2	16	365	9.76	127	3,740	180	185	49.32	50.68
9	17	2016	7	15	364	9.73	128	3,740	216	148	59.34	40.66
9	30	2016	6	13	364	9.73	129	3,740	181	183	49.73	50.27
6	17	2016	6	17	363	9.71	130	3,740	200	163	55.10	44.90
4	1	2016	6	15	362	9.68	131	3,740	182	180	50.28	49.72
6	17	2016	6	15	362	9.68	132	3,740	196	166	54.14	45.86
6	17	2016	6	18	362	9.68	133	3,740	208	154	57.46	42.54
6	29	2016	4	18	362	9.68	134	3,740	204	158	56.35	43.65
6	30	2016	5	17	362	9.68	135	3,740	209	153	57.73	42.27
9	1	2016	5	15	362	9.68	136	3,740	173	189	47.79	52.21
9	5	2016	2	15	362	9.68	137	3,740	181	181	50.00	50.00
12	16	2016	6	16	362	9.68	138	3,740	203	159	56.08	43.92
6	9	2016	5	17	361	9.65	139	3,740	188	173	52.08	47.92
6	10	2016	6	14	361	9.65	140	3,740	198	163	54.85	45.15
7	22	2016	6	17	361	9.65	141	3,740	194	167	53.74	46.26
9	15	2016	5	17	361	9.65	142	3,740	202	159	55.96	44.04
6	3	2016	6	15	360	9.63	143	3,740	183	177	50.83	49.17
6	20	2016	2	17	360	9.63	144	3,740	172	188	47.78	52.22
6	23	2016	5	18	360	9.63	145	3,740	211	149	58.61	41.39
7	1	2016	6	14	360	9.63	146	3,740	198	162	55.00	45.00
9	14	2016	4	17	360	9.63	147	3,740	199	161	55.28	44.72
11	25	2016	6	18	360	9.63	148	3,740	231	129	64.17	35.83
2	26	2016	6	16	359	9.60	149	3,740	201	158	55.99	44.01
3	18	2016	6	16	359	9.60	150	3,740	202	157	56.27	43.73
6	24	2016	6	14	359	9.60	151	3,740	203	156	56.55	43.45
9	5	2016	2	14	359	9.60	152	3,740	198	161	55.15	44.85
9	9	2016	6	19	359	9.60	153	3,740	163	196	45.40	54.60
9	30	2016	6	15	359	9.60	154	3,740	179	180	49.86	50.14
10	1	2016	7	15	359	9.60	155	3,740	146	213	40.67	59.33
5	27	2016	6	14	358	9.57	156	3,740	171	187	47.77	52.23
5	27	2016	6	15	358	9.57	157	3,740	174	184	48.60	51.40
8	4	2016	5	16	358	9.57	158	3,740	195	163	54.47	45.53
11	25	2016	6	11	358	9.57	159	3,740	124	234	34.64	65.36
11	26	2016	7	11	358	9.57	160	3,740	206	152	57.54	42.46
5	7	2016	7	15	357	9.55	161	3,740	224	133	62.75	37.25
9	9	2016	6	14	357	9.55	162	3,740	182	175	50.98	49.02
7	1	2016	6	15	356	9.52	163	3,740	174	182	48.88	51.12
7	1	2016	6	17	356	9.52	164	3,740	173	183	48.60	51.40
8	19	2016	6	15	356	9.52	165	3,740	189	167	53.09	46.91
7	15	2016	6	18	355	9.49	166	3,740	196	159	55.21	44.79
10	1	2016	7	12	355	9.49	167	3,740	176	179	49.58	50.42
10	21	2016	6	15	355	9.49	168	3,740	195	160	54.93	45.07
2	12	2016	6	18	354	9.47	169	3,740	200	154	56.50	43.50

MO	DY	YR	DAY OF WK	HR	HR VOL	PERCENT OF AADT	HOUR NUMBER	AADT	NORTH VOLUME	SOUTH VOLUME	PERCENT NORTH IS OF TOTAL VOLUME	PERCENT SOUTH IS OF TOTAL VOLUME
2	19	2016	6	16	354	9.47	170	3,740	215	139	60.73	39.27
4	1	2016	6	18	354	9.47	171	3,740	178	176	50.28	49.72
5	19	2016	5	17	354	9.47	172	3,740	196	158	55.37	44.63
7	8	2016	6	16	354	9.47	173	3,740	192	162	54.24	45.76
7	13	2016	4	17	354	9.47	174	3,740	201	153	56.78	43.22
7	22	2016	6	18	354	9.47	175	3,740	187	167	52.82	47.18
8	5	2016	6	14	354	9.47	176	3,740	211	143	59.60	40.40
4	29	2016	6	16	353	9.44	177	3,740	188	165	53.26	46.74
9	6	2016	3	17	353	9.44	178	3,740	182	171	51.56	48.44
11	18	2016	6	13	353	9.44	179	3,740	204	149	57.79	42.21
4	1	2016	6	14	352	9.41	180	3,740	191	161	54.26	45.74
5	7	2016	7	14	352	9.41	181	3,740	203	149	57.67	42.33
5	20	2016	6	16	352	9.41	182	3,740	197	155	55.97	44.03
5	27	2016	6	18	352	9.41	183	3,740	185	167	52.56	47.44
6	23	2016	5	17	352	9.41	184	3,740	179	173	50.85	49.15
6	26	2016	1	14	352	9.41	185	3,740	170	182	48.30	51.70
7	8	2016	6	15	352	9.41	186	3,740	165	187	46.88	53.13
7	14	2016	5	18	352	9.41	187	3,740	204	148	57.95	42.05
7	22	2016	6	16	352	9.41	188	3,740	181	171	51.42	48.58
8	26	2016	6	13	352	9.41	189	3,740	185	167	52.56	47.44
9	2	2016	6	13	352	9.41	190	3,740	174	178	49.43	50.57
11	17	2016	5	17	352	9.41	191	3,740	201	151	57.10	42.90
6	30	2016	5	16	351	9.39	192	3,740	174	177	49.57	50.43
8	5	2016	6	17	351	9.39	193	3,740	196	155	55.84	44.16
8	26	2016	6	15	351	9.39	194	3,740	189	162	53.85	46.15
9	9	2016	6	10	351	9.39	195	3,740	159	192	45.30	54.70
11	4	2016	6	14	351	9.39	196	3,740	180	171	51.28	48.72
12	2	2016	6	16	351	9.39	197	3,740	201	150	57.26	42.74
6	17	2016	6	14	350	9.36	198	3,740	191	159	54.57	45.43
8	5	2016	6	16	350	9.36	199	3,740	207	143	59.14	40.86
8	15	2016	2	18	350	9.36	200	3,740	194	156	55.43	44.57



AADT= 8,594      K 30 FACTOR= 10.94      K 100 FACTOR= 9.65      K 200 FACTOR= 9.01      D 30 FACTOR= 51.06



MO	DY	YR	DAY OF WK	HR	HR VOL	PERCENT OF AADT	HOUR NUMBER	AADT	NORTH VOLUME	SOUTH VOLUME	PERCENT NORTH IS OF TOTAL VOLUME	PERCENT SOUTH IS OF TOTAL VOLUME
11	25	2016	6	10	1,187	13.81	1	8,594	236	951	19.88	80.12
11	25	2016	6	18	1,117	13.00	2	8,594	838	279	75.02	24.98
9	3	2016	7	13	1,081	12.58	3	8,594	440	641	40.70	59.30
11	4	2016	6	17	1,068	12.43	4	8,594	503	565	47.10	52.90
9	3	2016	7	14	1,053	12.25	5	8,594	309	744	29.34	70.66
10	28	2016	6	17	1,049	12.21	6	8,594	561	488	53.48	46.52
11	5	2016	7	10	1,040	12.10	7	8,594	319	721	30.67	69.33
9	16	2016	6	17	1,033	12.02	8	8,594	534	499	51.69	48.31
11	4	2016	6	18	1,031	12.00	9	8,594	456	575	44.23	55.77
11	25	2016	6	9	1,012	11.78	10	8,594	174	838	17.19	82.81
10	1	2016	7	16	1,007	11.72	11	8,594	374	633	37.14	62.86
10	14	2016	6	18	1,004	11.68	12	8,594	466	538	46.41	53.59
11	5	2016	7	11	1,003	11.67	13	8,594	300	703	29.91	70.09
11	5	2016	7	18	1,001	11.65	14	8,594	698	303	69.73	30.27
11	18	2016	6	17	998	11.61	15	8,594	530	468	53.11	46.89
9	16	2016	6	18	995	11.58	16	8,594	493	502	49.55	50.45

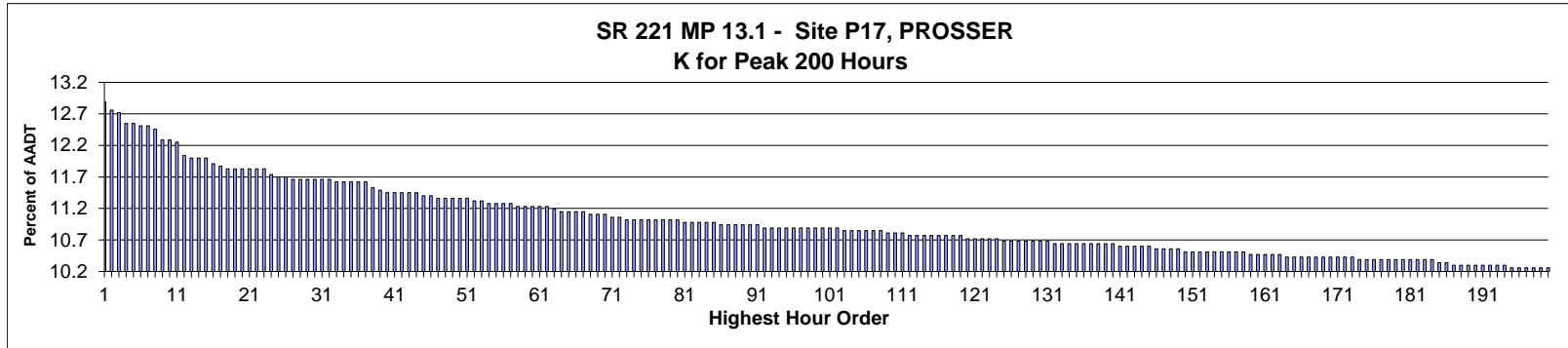
MO	DY	YR	DAY OF WK	HR	HR VOL	PERCENT OF AADT	HOUR NUMBER	AADT	NORTH VOLUME	SOUTH VOLUME	PERCENT NORTH IS OF TOTAL VOLUME	PERCENT SOUTH IS OF TOTAL VOLUME
10	14	2016	6	17	990	11.52	17	8,594	438	552	44.24	55.76
11	10	2016	5	17	990	11.52	18	8,594	524	466	52.93	47.07
10	28	2016	6	18	986	11.47	19	8,594	514	472	52.13	47.87
10	1	2016	7	15	971	11.30	20	8,594	334	637	34.40	65.60
9	9	2016	6	17	970	11.29	21	8,594	478	492	49.28	50.72
11	12	2016	7	17	968	11.26	22	8,594	309	659	31.92	68.08
11	4	2016	6	16	962	11.19	23	8,594	469	493	48.75	51.25
9	30	2016	6	18	953	11.09	24	8,594	426	527	44.70	55.30
5	6	2016	6	17	952	11.08	25	8,594	450	502	47.27	52.73
11	11	2016	6	17	951	11.07	26	8,594	445	506	46.79	53.21
11	10	2016	5	18	946	11.01	27	8,594	496	450	52.43	47.57
11	11	2016	6	16	943	10.97	28	8,594	440	503	46.66	53.34
3	11	2016	6	17	941	10.95	29	8,594	463	478	49.20	50.80
10	7	2016	6	17	940	10.94	30	8,594	480	460	51.06	48.94
9	9	2016	6	18	936	10.89	31	8,594	429	507	45.83	54.17
9	17	2016	7	9	934	10.87	32	8,594	211	723	22.59	77.41
9	16	2016	6	16	932	10.84	33	8,594	491	441	52.68	47.32
9	23	2016	6	18	929	10.81	34	8,594	465	464	50.05	49.95
10	1	2016	7	14	927	10.79	35	8,594	376	551	40.56	59.44
9	23	2016	6	17	923	10.74	36	8,594	456	467	49.40	50.60
2	12	2016	6	17	922	10.73	37	8,594	498	424	54.01	45.99
10	15	2016	7	16	920	10.71	38	8,594	293	627	31.85	68.15
11	18	2016	6	18	917	10.67	39	8,594	516	401	56.27	43.73
9	2	2016	6	17	915	10.65	40	8,594	441	474	48.20	51.80
11	5	2016	7	19	915	10.65	41	8,594	659	256	72.02	27.98
9	30	2016	6	16	911	10.60	42	8,594	481	430	52.80	47.20
9	30	2016	6	17	911	10.60	43	8,594	423	488	46.43	53.57
9	2	2016	6	18	910	10.59	44	8,594	423	487	46.48	53.52
10	21	2016	6	18	909	10.58	45	8,594	417	492	45.87	54.13
10	7	2016	6	18	908	10.57	46	8,594	445	463	49.01	50.99
11	18	2016	6	16	908	10.57	47	8,594	508	400	55.95	44.05
10	21	2016	6	16	904	10.52	48	8,594	445	459	49.23	50.77
11	11	2016	6	14	902	10.50	49	8,594	488	414	54.10	45.90
8	26	2016	6	17	901	10.48	50	8,594	431	470	47.84	52.16
3	11	2016	6	18	899	10.46	51	8,594	465	434	51.72	48.28
11	12	2016	7	16	898	10.45	52	8,594	289	609	32.18	67.82
9	3	2016	7	12	896	10.43	53	8,594	405	491	45.20	54.80
6	24	2016	6	17	895	10.41	54	8,594	432	463	48.27	51.73
10	21	2016	6	17	895	10.41	55	8,594	457	438	51.06	48.94
10	15	2016	7	17	890	10.36	56	8,594	312	578	35.06	64.94
5	6	2016	6	18	888	10.33	57	8,594	405	483	45.61	54.39
9	3	2016	7	15	887	10.32	58	8,594	297	590	33.48	66.52
9	17	2016	7	17	887	10.32	59	8,594	592	295	66.74	33.26
8	21	2016	1	17	882	10.26	60	8,594	381	501	43.20	56.80
9	17	2016	7	16	881	10.25	61	8,594	612	269	69.47	30.53
2	26	2016	6	17	879	10.23	62	8,594	444	435	50.51	49.49
11	25	2016	6	19	879	10.23	63	8,594	680	199	77.36	22.64
11	12	2016	7	15	876	10.19	64	8,594	330	546	37.67	62.33
2	19	2016	6	17	873	10.16	65	8,594	449	424	51.43	48.57
10	1	2016	7	13	872	10.15	66	8,594	404	468	46.33	53.67
11	11	2016	6	15	871	10.13	67	8,594	435	436	49.94	50.06



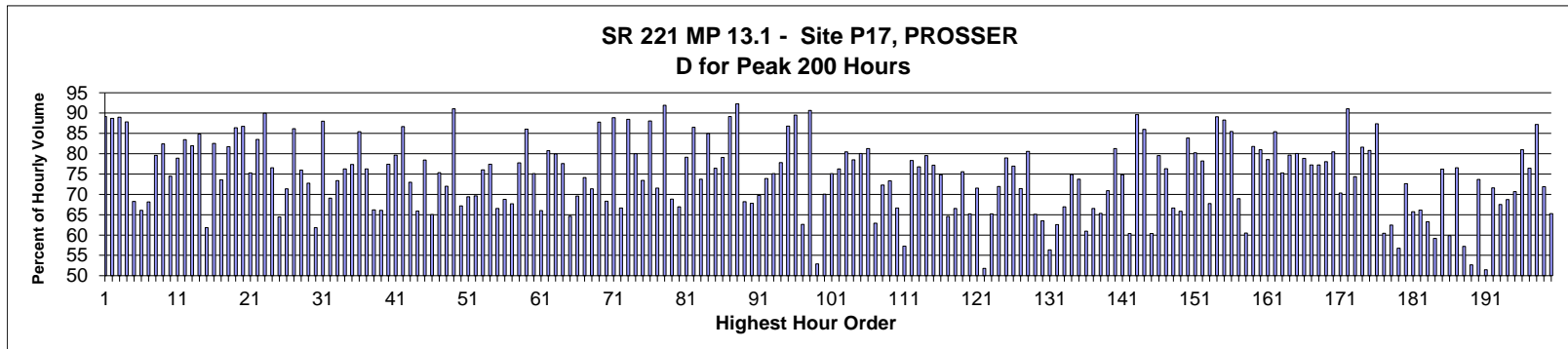
MO	DY	YR	DAY OF WK	HR	HR VOL	PERCENT OF AADT	HOUR NUMBER	AADT	NORTH VOLUME	SOUTH VOLUME	PERCENT NORTH IS OF TOTAL VOLUME	PERCENT SOUTH IS OF TOTAL VOLUME
11	23	2016	4	16	869	10.11	68	8,594	413	456	47.53	52.47
4	8	2016	6	16	868	10.10	69	8,594	417	451	48.04	51.96
10	28	2016	6	16	868	10.10	70	8,594	449	419	51.73	48.27
3	4	2016	6	18	865	10.07	71	8,594	424	441	49.02	50.98
9	2	2016	6	16	865	10.07	72	8,594	419	446	48.44	51.56
5	20	2016	6	17	860	10.01	73	8,594	392	468	45.58	54.42
11	25	2016	6	11	860	10.01	74	8,594	350	510	40.70	59.30
6	3	2016	6	17	859	10.00	75	8,594	412	447	47.96	52.04
3	4	2016	6	17	858	9.98	76	8,594	402	456	46.85	53.15
4	8	2016	6	17	858	9.98	77	8,594	440	418	51.28	48.72
9	23	2016	6	16	858	9.98	78	8,594	474	384	55.24	44.76
4	22	2016	6	18	854	9.94	79	8,594	388	466	45.43	54.57
8	26	2016	6	16	854	9.94	80	8,594	428	426	50.12	49.88
9	30	2016	6	15	850	9.89	81	8,594	397	453	46.71	53.29
2	26	2016	6	18	849	9.88	82	8,594	438	411	51.59	48.41
4	8	2016	6	18	849	9.88	83	8,594	423	426	49.82	50.18
2	12	2016	6	18	848	9.87	84	8,594	463	385	54.60	45.40
5	13	2016	6	18	847	9.86	85	8,594	385	462	45.45	54.55
6	17	2016	6	17	847	9.86	86	8,594	394	453	46.52	53.48
5	20	2016	6	18	846	9.84	87	8,594	392	454	46.34	53.66
10	13	2016	5	18	846	9.84	88	8,594	424	422	50.12	49.88
4	29	2016	6	17	845	9.83	89	8,594	404	441	47.81	52.19
5	5	2016	5	18	845	9.83	90	8,594	374	471	44.26	55.74
6	3	2016	6	18	844	9.82	91	8,594	363	481	43.01	56.99
5	7	2016	7	13	841	9.79	92	8,594	455	386	54.10	45.90
8	26	2016	6	18	841	9.79	93	8,594	410	431	48.75	51.25
4	29	2016	6	18	840	9.77	94	8,594	395	445	47.02	52.98
10	14	2016	6	16	840	9.77	95	8,594	425	415	50.60	49.40
5	7	2016	7	14	836	9.73	96	8,594	461	375	55.14	44.86
5	7	2016	7	11	835	9.72	97	8,594	417	418	49.94	50.06
4	15	2016	6	17	834	9.70	98	8,594	399	435	47.84	52.16
7	8	2016	6	17	830	9.66	99	8,594	398	432	47.95	52.05
4	22	2016	6	17	829	9.65	100	8,594	381	448	45.96	54.04
4	7	2016	5	17	828	9.63	101	8,594	395	433	47.71	52.29
8	19	2016	6	17	828	9.63	102	8,594	382	446	46.14	53.86
10	7	2016	6	16	828	9.63	103	8,594	424	404	51.21	48.79
11	10	2016	5	16	826	9.61	104	8,594	419	407	50.73	49.27
5	13	2016	6	16	825	9.60	105	8,594	410	415	49.70	50.30
10	13	2016	5	17	825	9.60	106	8,594	394	431	47.76	52.24
11	11	2016	6	18	825	9.60	107	8,594	348	477	42.18	57.82
4	15	2016	6	18	824	9.59	108	8,594	371	453	45.02	54.98
6	24	2016	6	18	824	9.59	109	8,594	424	400	51.46	48.54
9	9	2016	6	16	824	9.59	110	8,594	455	369	55.22	44.78
1	15	2016	6	17	823	9.58	111	8,594	405	418	49.21	50.79
4	22	2016	6	16	823	9.58	112	8,594	388	435	47.14	52.86
5	6	2016	6	16	823	9.58	113	8,594	409	414	49.70	50.30
5	7	2016	7	10	823	9.58	114	8,594	360	463	43.74	56.26
5	7	2016	7	17	823	9.58	115	8,594	445	378	54.07	45.93
5	13	2016	6	17	823	9.58	116	8,594	372	451	45.20	54.80
11	18	2016	6	15	823	9.58	117	8,594	403	420	48.97	51.03
4	8	2016	6	15	822	9.56	118	8,594	386	436	46.96	53.04

MO	DY	YR	DAY OF WK	HR	HR VOL	PERCENT OF AADT	HOUR NUMBER	AADT	NORTH VOLUME	SOUTH VOLUME	PERCENT NORTH IS OF TOTAL VOLUME	PERCENT SOUTH IS OF TOTAL VOLUME
11	23	2016	4	17	822	9.56	119	8,594	336	486	40.88	59.12
11	4	2016	6	15	820	9.54	120	8,594	369	451	45.00	55.00
6	23	2016	5	17	819	9.53	121	8,594	382	437	46.64	53.36
7	15	2016	6	17	818	9.52	122	8,594	432	386	52.81	47.19
8	17	2016	4	18	818	9.52	123	8,594	384	434	46.94	53.06
8	5	2016	6	17	816	9.49	124	8,594	367	449	44.98	55.02
8	18	2016	5	18	816	9.49	125	8,594	363	453	44.49	55.51
8	25	2016	5	18	816	9.49	126	8,594	378	438	46.32	53.68
11	3	2016	5	17	816	9.49	127	8,594	398	418	48.77	51.23
7	8	2016	6	18	815	9.48	128	8,594	418	397	51.29	48.71
10	1	2016	7	17	815	9.48	129	8,594	316	499	38.77	61.23
5	20	2016	6	16	814	9.47	130	8,594	417	397	51.23	48.77
4	1	2016	6	16	813	9.46	131	8,594	413	400	50.80	49.20
8	19	2016	6	18	812	9.45	132	8,594	341	471	42.00	58.00
9	2	2016	6	15	812	9.45	133	8,594	408	404	50.25	49.75
10	6	2016	5	18	812	9.45	134	8,594	348	464	42.86	57.14
9	29	2016	5	17	811	9.44	135	8,594	345	466	42.54	57.46
11	17	2016	5	17	811	9.44	136	8,594	416	395	51.29	48.71
12	2	2016	6	17	811	9.44	137	8,594	401	410	49.45	50.55
9	3	2016	7	23	809	9.41	138	8,594	734	75	90.73	9.27
6	17	2016	6	16	806	9.38	139	8,594	413	393	51.24	48.76
2	5	2016	6	17	804	9.36	140	8,594	381	423	47.39	52.61
6	24	2016	6	16	804	9.36	141	8,594	409	395	50.87	49.13
3	25	2016	6	18	803	9.34	142	8,594	375	428	46.70	53.30
6	3	2016	6	16	803	9.34	143	8,594	402	401	50.06	49.94
6	23	2016	5	18	802	9.33	144	8,594	358	444	44.64	55.36
9	14	2016	4	18	800	9.31	145	8,594	353	447	44.13	55.88
11	3	2016	5	18	799	9.30	146	8,594	403	396	50.44	49.56
4	1	2016	6	18	798	9.29	147	8,594	330	468	41.35	58.65
9	15	2016	5	18	798	9.29	148	8,594	395	403	49.50	50.50
9	3	2016	7	11	796	9.26	149	8,594	399	397	50.13	49.87
3	25	2016	6	17	795	9.25	150	8,594	369	426	46.42	53.58
5	7	2016	7	18	795	9.25	151	8,594	438	357	55.09	44.91
5	26	2016	5	18	795	9.25	152	8,594	354	441	44.53	55.47
8	10	2016	4	17	795	9.25	153	8,594	344	451	43.27	56.73
4	1	2016	6	17	794	9.24	154	8,594	378	416	47.61	52.39
6	10	2016	6	18	794	9.24	155	8,594	355	439	44.71	55.29
4	15	2016	6	16	793	9.23	156	8,594	384	409	48.42	51.58
6	30	2016	5	17	793	9.23	157	8,594	418	375	52.71	47.29
8	18	2016	5	17	793	9.23	158	8,594	388	405	48.93	51.07
10	21	2016	6	15	793	9.23	159	8,594	433	360	54.60	45.40
4	7	2016	5	18	792	9.22	160	8,594	364	428	45.96	54.04
4	8	2016	6	14	792	9.22	161	8,594	410	382	51.77	48.23
10	15	2016	7	15	792	9.22	162	8,594	325	467	41.04	58.96
8	5	2016	6	16	791	9.20	163	8,594	416	375	52.59	47.41
9	22	2016	5	18	791	9.20	164	8,594	386	405	48.80	51.20
9	1	2016	5	17	789	9.18	165	8,594	355	434	44.99	55.01
9	30	2016	6	19	789	9.18	166	8,594	392	397	49.68	50.32
7	22	2016	6	18	785	9.13	167	8,594	334	451	42.55	57.45
9	1	2016	5	18	785	9.13	168	8,594	339	446	43.18	56.82
11	6	2016	1	14	785	9.13	169	8,594	418	367	53.25	46.75

MO	DY	YR	DAY OF WK	HR	HR VOL	PERCENT OF AADT	HOUR NUMBER	AADT	NORTH VOLUME	SOUTH VOLUME	PERCENT NORTH IS OF TOTAL VOLUME	PERCENT SOUTH IS OF TOTAL VOLUME
11	23	2016	4	14	785	9.13	170	8,594	432	353	55.03	44.97
3	11	2016	6	16	784	9.12	171	8,594	415	369	52.93	47.07
5	27	2016	6	16	784	9.12	172	8,594	406	378	51.79	48.21
6	4	2016	7	13	784	9.12	173	8,594	473	311	60.33	39.67
9	16	2016	6	19	783	9.11	174	8,594	432	351	55.17	44.83
10	28	2016	6	15	783	9.11	175	8,594	386	397	49.30	50.70
2	26	2016	6	16	782	9.10	176	8,594	408	374	52.17	47.83
6	22	2016	4	18	782	9.10	177	8,594	311	471	39.77	60.23
10	7	2016	6	19	782	9.10	178	8,594	388	394	49.62	50.38
4	13	2016	4	18	781	9.09	179	8,594	334	447	42.77	57.23
8	19	2016	6	16	781	9.09	180	8,594	392	389	50.19	49.81
11	23	2016	4	15	781	9.09	181	8,594	408	373	52.24	47.76
9	16	2016	6	15	780	9.08	182	8,594	400	380	51.28	48.72
11	11	2016	6	12	780	9.08	183	8,594	436	344	55.90	44.10
10	14	2016	6	15	779	9.06	184	8,594	357	422	45.83	54.17
6	5	2016	1	13	778	9.05	185	8,594	478	300	61.44	38.56
5	6	2016	6	15	777	9.04	186	8,594	386	391	49.68	50.32
10	27	2016	5	17	777	9.04	187	8,594	377	400	48.52	51.48
3	18	2016	6	17	776	9.03	188	8,594	337	439	43.43	56.57
7	20	2016	4	18	776	9.03	189	8,594	375	401	48.32	51.68
7	29	2016	6	17	776	9.03	190	8,594	348	428	44.85	55.15
9	29	2016	5	16	776	9.03	191	8,594	367	409	47.29	52.71
10	7	2016	6	15	776	9.03	192	8,594	418	358	53.87	46.13
10	15	2016	7	13	776	9.03	193	8,594	406	370	52.32	47.68
10	15	2016	7	14	776	9.03	194	8,594	324	452	41.75	58.25
11	17	2016	5	18	776	9.03	195	8,594	363	413	46.78	53.22
6	10	2016	6	15	775	9.02	196	8,594	379	396	48.90	51.10
6	17	2016	6	18	775	9.02	197	8,594	359	416	46.32	53.68
11	25	2016	6	17	775	9.02	198	8,594	454	321	58.58	41.42
5	5	2016	5	17	774	9.01	199	8,594	396	378	51.16	48.84
9	2	2016	6	19	774	9.01	200	8,594	392	382	50.65	49.35



**AADT= 2,359      K 30 FACTOR= 11.66      K 100 FACTOR= 10.89      K 200 FACTOR= 10.26      D 30 FACTOR= 61.82**



MO	DY	YR	DAY OF WK	HR	HR VOL	PERCENT OF AADT	HOUR NUMBER	AADT	NORTH VOLUME	SOUTH VOLUME	PERCENT NORTH IS OF TOTAL VOLUME	PERCENT SOUTH IS OF TOTAL VOLUME
8	4	2016	5	6	304	12.89	1	2,359	33	271	10.86	89.14
8	2	2016	3	6	301	12.76	2	2,359	34	267	11.30	88.70
8	3	2016	4	6	300	12.72	3	2,359	33	267	11.00	89.00
8	16	2016	3	6	296	12.55	4	2,359	36	260	12.16	87.84
10	20	2016	5	17	296	12.55	5	2,359	202	94	68.24	31.76
9	28	2016	4	17	295	12.51	6	2,359	195	100	66.10	33.90
10	5	2016	4	17	295	12.51	7	2,359	201	94	68.14	31.86
3	30	2016	4	17	294	12.46	8	2,359	234	60	79.59	20.41
1	25	2016	2	17	290	12.29	9	2,359	239	51	82.41	17.59
5	10	2016	3	17	290	12.29	10	2,359	216	74	74.48	25.52
5	19	2016	5	17	289	12.25	11	2,359	228	61	78.89	21.11
4	7	2016	5	7	284	12.04	12	2,359	47	237	16.55	83.45
3	31	2016	5	7	283	12.00	13	2,359	51	232	18.02	81.98
4	6	2016	4	7	283	12.00	14	2,359	43	240	15.19	84.81
10	6	2016	5	17	283	12.00	15	2,359	175	108	61.84	38.16
1	20	2016	4	17	281	11.91	16	2,359	232	49	82.56	17.44

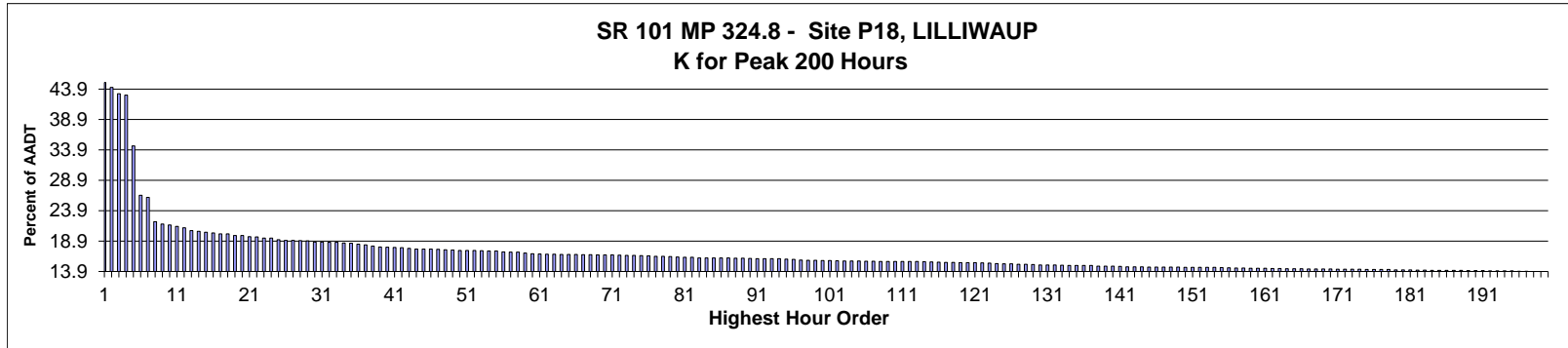
MO	DY	YR	DAY OF WK	HR	HR VOL	PERCENT OF AADT	HOUR NUMBER	AADT	NORTH VOLUME	SOUTH VOLUME	PERCENT NORTH IS OF TOTAL VOLUME	PERCENT SOUTH IS OF TOTAL VOLUME
7	14	2016	5	17	280	11.87	17	2,359	206	74	73.57	26.43
3	30	2016	4	7	279	11.83	18	2,359	51	228	18.28	81.72
4	8	2016	6	7	279	11.83	19	2,359	38	241	13.62	86.38
4	11	2016	2	7	279	11.83	20	2,359	37	242	13.26	86.74
5	5	2016	5	17	279	11.83	21	2,359	210	69	75.27	24.73
8	9	2016	3	6	279	11.83	22	2,359	46	233	16.49	83.51
8	23	2016	3	6	279	11.83	23	2,359	28	251	10.04	89.96
3	10	2016	5	17	277	11.74	24	2,359	212	65	76.53	23.47
9	8	2016	5	18	276	11.70	25	2,359	178	98	64.49	35.51
9	15	2016	5	17	276	11.70	26	2,359	197	79	71.38	28.62
4	5	2016	3	7	275	11.66	27	2,359	38	237	13.82	86.18
4	7	2016	5	18	275	11.66	28	2,359	209	66	76.00	24.00
7	19	2016	3	17	275	11.66	29	2,359	200	75	72.73	27.27
7	28	2016	5	14	275	11.66	30	2,359	170	105	61.82	38.18
8	25	2016	5	6	275	11.66	31	2,359	33	242	12.00	88.00
10	25	2016	3	17	275	11.66	32	2,359	190	85	69.09	30.91
2	22	2016	2	17	274	11.62	33	2,359	201	73	73.36	26.64
4	6	2016	4	18	274	11.62	34	2,359	209	65	76.28	23.72
5	18	2016	4	17	274	11.62	35	2,359	212	62	77.37	22.63
8	30	2016	3	6	274	11.62	36	2,359	40	234	14.60	85.40
11	2	2016	4	17	274	11.62	37	2,359	209	65	76.28	23.72
9	8	2016	5	17	272	11.53	38	2,359	180	92	66.18	33.82
10	11	2016	3	17	271	11.49	39	2,359	179	92	66.05	33.95
3	31	2016	5	17	270	11.45	40	2,359	209	61	77.41	22.59
5	11	2016	4	17	270	11.45	41	2,359	215	55	79.63	20.37
5	24	2016	3	6	270	11.45	42	2,359	36	234	13.33	86.67
8	11	2016	5	17	270	11.45	43	2,359	197	73	72.96	27.04
10	17	2016	2	17	270	11.45	44	2,359	178	92	65.93	34.07
4	25	2016	2	17	269	11.40	45	2,359	211	58	78.44	21.56
10	3	2016	2	17	269	11.40	46	2,359	175	94	65.06	34.94
3	23	2016	4	17	268	11.36	47	2,359	202	66	75.37	24.63
7	28	2016	5	17	268	11.36	48	2,359	193	75	72.01	27.99
8	10	2016	4	6	268	11.36	49	2,359	24	244	8.96	91.04
9	22	2016	5	18	268	11.36	50	2,359	180	88	67.16	32.84
11	3	2016	5	17	268	11.36	51	2,359	186	82	69.40	30.60
7	27	2016	4	17	267	11.32	52	2,359	186	81	69.66	30.34
11	8	2016	3	17	267	11.32	53	2,359	203	64	76.03	23.97
3	17	2016	5	17	266	11.28	54	2,359	206	60	77.44	22.56
9	7	2016	4	18	266	11.28	55	2,359	177	89	66.54	33.46
9	14	2016	4	17	266	11.28	56	2,359	183	83	68.80	31.20
10	4	2016	3	17	266	11.28	57	2,359	180	86	67.67	32.33
3	3	2016	5	17	265	11.23	58	2,359	206	59	77.74	22.26
3	29	2016	3	7	265	11.23	59	2,359	37	228	13.96	86.04
5	16	2016	2	17	265	11.23	60	2,359	199	66	75.09	24.91
8	1	2016	2	17	265	11.23	61	2,359	175	90	66.04	33.96
12	1	2016	5	17	265	11.23	62	2,359	214	51	80.75	19.25
3	31	2016	5	18	264	11.19	63	2,359	211	53	79.92	20.08
2	24	2016	4	17	263	11.15	64	2,359	204	59	77.57	22.43
7	25	2016	2	14	263	11.15	65	2,359	170	93	64.64	35.36
10	19	2016	4	17	263	11.15	66	2,359	183	80	69.58	30.42
11	16	2016	4	17	263	11.15	67	2,359	195	68	74.14	25.86

MO	DY	YR	DAY OF WK	HR	HR VOL	PERCENT OF AADT	HOUR NUMBER	AADT	NORTH VOLUME	SOUTH VOLUME	PERCENT NORTH IS OF TOTAL VOLUME	PERCENT SOUTH IS OF TOTAL VOLUME
5	23	2016	2	17	262	11.11	68	2,359	187	75	71.37	28.63
7	28	2016	5	6	262	11.11	69	2,359	32	230	12.21	87.79
9	22	2016	5	17	262	11.11	70	2,359	179	83	68.32	31.68
8	8	2016	2	6	261	11.06	71	2,359	29	232	11.11	88.89
10	13	2016	5	17	261	11.06	72	2,359	174	87	66.67	33.33
4	1	2016	6	7	260	11.02	73	2,359	30	230	11.54	88.46
4	28	2016	5	17	260	11.02	74	2,359	208	52	80.00	20.00
5	25	2016	4	17	260	11.02	75	2,359	191	69	73.46	26.54
7	26	2016	3	6	260	11.02	76	2,359	31	229	11.92	88.08
8	4	2016	5	17	260	11.02	77	2,359	186	74	71.54	28.46
8	17	2016	4	6	260	11.02	78	2,359	21	239	8.08	91.92
8	17	2016	4	17	260	11.02	79	2,359	179	81	68.85	31.15
9	1	2016	5	18	260	11.02	80	2,359	174	86	66.92	33.08
5	3	2016	3	17	259	10.98	81	2,359	205	54	79.15	20.85
5	11	2016	4	6	259	10.98	82	2,359	35	224	13.51	86.49
5	26	2016	5	17	259	10.98	83	2,359	191	68	73.75	26.25
8	26	2016	6	6	259	10.98	84	2,359	39	220	15.06	84.94
11	15	2016	3	17	259	10.98	85	2,359	198	61	76.45	23.55
4	26	2016	3	17	258	10.94	86	2,359	204	54	79.07	20.93
8	11	2016	5	6	258	10.94	87	2,359	28	230	10.85	89.15
8	15	2016	2	6	258	10.94	88	2,359	20	238	7.75	92.25
9	6	2016	3	17	258	10.94	89	2,359	176	82	68.22	31.78
9	26	2016	2	17	258	10.94	90	2,359	175	83	67.83	32.17
10	24	2016	2	17	258	10.94	91	2,359	180	78	69.77	30.23
3	2	2016	4	18	257	10.89	92	2,359	190	67	73.93	26.07
3	28	2016	2	17	257	10.89	93	2,359	193	64	75.10	24.90
5	12	2016	5	17	257	10.89	94	2,359	200	57	77.82	22.18
5	25	2016	4	6	257	10.89	95	2,359	34	223	13.23	86.77
8	5	2016	6	6	257	10.89	96	2,359	27	230	10.51	89.49
8	9	2016	3	18	257	10.89	97	2,359	161	96	62.65	37.35
8	18	2016	5	6	257	10.89	98	2,359	24	233	9.34	90.66
10	12	2016	4	16	257	10.89	99	2,359	136	121	52.92	47.08
10	18	2016	3	17	257	10.89	100	2,359	180	77	70.04	29.96
11	17	2016	5	17	257	10.89	101	2,359	193	64	75.10	24.90
11	29	2016	3	17	257	10.89	102	2,359	196	61	76.26	23.74
1	13	2016	4	17	256	10.85	103	2,359	206	50	80.47	19.53
1	28	2016	5	17	256	10.85	104	2,359	201	55	78.52	21.48
4	13	2016	4	7	256	10.85	105	2,359	51	205	19.92	80.08
5	17	2016	3	17	256	10.85	106	2,359	208	48	81.25	18.75
8	22	2016	2	17	256	10.85	107	2,359	161	95	62.89	37.11
11	22	2016	3	17	256	10.85	108	2,359	185	71	72.27	27.73
4	20	2016	4	17	255	10.81	109	2,359	187	68	73.33	26.67
5	19	2016	5	18	255	10.81	110	2,359	170	85	66.67	33.33
7	14	2016	5	18	255	10.81	111	2,359	146	109	57.25	42.75
3	2	2016	4	17	254	10.77	112	2,359	199	55	78.35	21.65
3	8	2016	3	17	254	10.77	113	2,359	195	59	76.77	23.23
4	21	2016	5	17	254	10.77	114	2,359	202	52	79.53	20.47
5	4	2016	4	17	254	10.77	115	2,359	196	58	77.17	22.83
5	31	2016	3	17	254	10.77	116	2,359	190	64	74.80	25.20
8	25	2016	5	18	254	10.77	117	2,359	164	90	64.57	35.43
10	11	2016	3	18	254	10.77	118	2,359	169	85	66.54	33.46

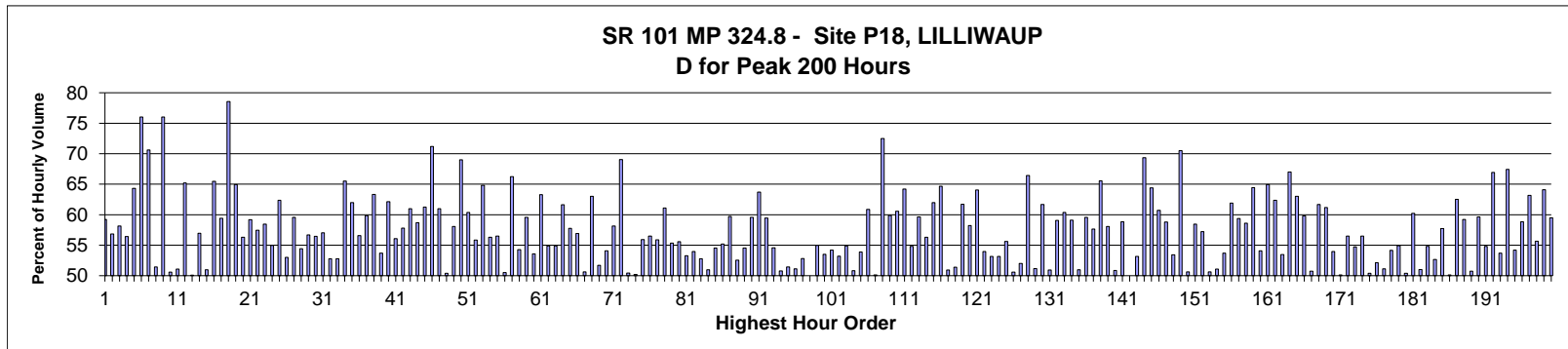
MO	DY	YR	DAY OF WK	HR	HR VOL	PERCENT OF AADT	HOUR NUMBER	AADT	NORTH VOLUME	SOUTH VOLUME	PERCENT NORTH IS OF TOTAL VOLUME	PERCENT SOUTH IS OF TOTAL VOLUME
12	7	2016	4	17	254	10.77	119	2,359	192	62	75.59	24.41
5	26	2016	5	18	253	10.72	120	2,359	165	88	65.22	34.78
7	26	2016	3	17	253	10.72	121	2,359	181	72	71.54	28.46
10	10	2016	2	16	253	10.72	122	2,359	122	131	48.22	51.78
10	24	2016	2	18	253	10.72	123	2,359	165	88	65.22	34.78
11	10	2016	5	17	253	10.72	124	2,359	182	71	71.94	28.06
1	14	2016	5	17	252	10.68	125	2,359	199	53	78.97	21.03
3	15	2016	3	17	252	10.68	126	2,359	194	58	76.98	23.02
3	17	2016	5	18	252	10.68	127	2,359	180	72	71.43	28.57
4	12	2016	3	7	252	10.68	128	2,359	49	203	19.44	80.56
8	8	2016	2	17	252	10.68	129	2,359	164	88	65.08	34.92
8	9	2016	3	17	252	10.68	130	2,359	160	92	63.49	36.51
10	20	2016	5	16	252	10.68	131	2,359	142	110	56.35	43.65
5	27	2016	6	17	251	10.64	132	2,359	157	94	62.55	37.45
7	15	2016	6	17	251	10.64	133	2,359	168	83	66.93	33.07
7	20	2016	4	17	251	10.64	134	2,359	188	63	74.90	25.10
7	21	2016	5	17	251	10.64	135	2,359	185	66	73.71	26.29
8	4	2016	5	16	251	10.64	136	2,359	153	98	60.96	39.04
8	15	2016	2	17	251	10.64	137	2,359	167	84	66.53	33.47
9	9	2016	6	17	251	10.64	138	2,359	164	87	65.34	34.66
9	21	2016	4	17	251	10.64	139	2,359	178	73	70.92	29.08
11	30	2016	4	17	251	10.64	140	2,359	204	47	81.27	18.73
4	4	2016	2	17	250	10.60	141	2,359	187	63	74.80	25.20
7	29	2016	6	14	250	10.60	142	2,359	151	99	60.40	39.60
8	22	2016	2	6	250	10.60	143	2,359	26	224	10.40	89.60
9	1	2016	5	6	250	10.60	144	2,359	35	215	14.00	86.00
11	10	2016	5	16	250	10.60	145	2,359	151	99	60.40	39.60
3	3	2016	5	7	249	10.56	146	2,359	51	198	20.48	79.52
3	16	2016	4	17	249	10.56	147	2,359	190	59	76.31	23.69
8	26	2016	6	17	249	10.56	148	2,359	166	83	66.67	33.33
10	21	2016	6	17	249	10.56	149	2,359	164	85	65.86	34.14
2	23	2016	3	17	248	10.51	150	2,359	208	40	83.87	16.13
3	7	2016	2	17	248	10.51	151	2,359	199	49	80.24	19.76
3	21	2016	2	17	248	10.51	152	2,359	194	54	78.23	21.77
8	18	2016	5	17	248	10.51	153	2,359	168	80	67.74	32.26
8	19	2016	6	6	248	10.51	154	2,359	27	221	10.89	89.11
8	24	2016	4	6	248	10.51	155	2,359	29	219	11.69	88.31
9	15	2016	5	6	248	10.51	156	2,359	36	212	14.52	85.48
9	29	2016	5	17	248	10.51	157	2,359	171	77	68.95	31.05
10	12	2016	4	18	248	10.51	158	2,359	150	98	60.48	39.52
3	9	2016	4	7	247	10.47	159	2,359	45	202	18.22	81.78
4	15	2016	6	7	247	10.47	160	2,359	47	200	19.03	80.97
5	2	2016	2	17	247	10.47	161	2,359	194	53	78.54	21.46
5	12	2016	5	6	247	10.47	162	2,359	36	211	14.57	85.43
11	7	2016	2	17	247	10.47	163	2,359	186	61	75.30	24.70
1	26	2016	3	17	246	10.43	164	2,359	196	50	79.67	20.33
2	25	2016	5	7	246	10.43	165	2,359	49	197	19.92	80.08
3	1	2016	3	17	246	10.43	166	2,359	194	52	78.86	21.14
3	24	2016	5	17	246	10.43	167	2,359	190	56	77.24	22.76
4	5	2016	3	17	246	10.43	168	2,359	190	56	77.24	22.76
4	14	2016	5	7	246	10.43	169	2,359	54	192	21.95	78.05

MO	DY	YR	DAY OF WK	HR	HR VOL	PERCENT OF AADT	HOUR NUMBER	AADT	NORTH VOLUME	SOUTH VOLUME	PERCENT NORTH IS OF TOTAL VOLUME	PERCENT SOUTH IS OF TOTAL VOLUME
4	19	2016	3	17	246	10.43	170	2,359	198	48	80.49	19.51
7	25	2016	2	17	246	10.43	171	2,359	173	73	70.33	29.67
7	27	2016	4	6	246	10.43	172	2,359	22	224	8.94	91.06
9	13	2016	3	7	246	10.43	173	2,359	63	183	25.61	74.39
3	8	2016	3	7	245	10.39	174	2,359	45	200	18.37	81.63
4	25	2016	2	18	245	10.39	175	2,359	198	47	80.82	19.18
5	19	2016	5	6	245	10.39	176	2,359	31	214	12.65	87.35
8	3	2016	4	18	245	10.39	177	2,359	148	97	60.41	39.59
8	8	2016	2	18	245	10.39	178	2,359	153	92	62.45	37.55
8	10	2016	4	15	245	10.39	179	2,359	139	106	56.73	43.27
8	10	2016	4	17	245	10.39	180	2,359	178	67	72.65	27.35
8	19	2016	6	18	245	10.39	181	2,359	161	84	65.71	34.29
10	27	2016	5	17	245	10.39	182	2,359	162	83	66.12	33.88
11	3	2016	5	18	245	10.39	183	2,359	155	90	63.27	36.73
11	15	2016	3	16	245	10.39	184	2,359	145	100	59.18	40.82
4	12	2016	3	18	244	10.34	185	2,359	186	58	76.23	23.77
10	7	2016	6	17	244	10.34	186	2,359	146	98	59.84	40.16
1	27	2016	4	17	243	10.30	187	2,359	186	57	76.54	23.46
7	22	2016	6	17	243	10.30	188	2,359	139	104	57.20	42.80
9	1	2016	5	16	243	10.30	189	2,359	128	115	52.67	47.33
9	27	2016	3	17	243	10.30	190	2,359	179	64	73.66	26.34
10	3	2016	2	16	243	10.30	191	2,359	125	118	51.44	48.56
10	10	2016	2	17	243	10.30	192	2,359	174	69	71.60	28.40
10	12	2016	4	17	243	10.30	193	2,359	164	79	67.49	32.51
11	21	2016	2	17	243	10.30	194	2,359	167	76	68.72	31.28
2	4	2016	5	18	242	10.26	195	2,359	171	71	70.66	29.34
3	10	2016	5	7	242	10.26	196	2,359	46	196	19.01	80.99
3	29	2016	3	17	242	10.26	197	2,359	185	57	76.45	23.55
4	4	2016	2	7	242	10.26	198	2,359	31	211	12.81	87.19
8	3	2016	4	17	242	10.26	199	2,359	174	68	71.90	28.10
8	24	2016	4	18	242	10.26	200	2,359	158	84	65.29	34.71





AADT= 2,808      K 30 FACTOR= 18.73      K 100 FACTOR= 15.71      K 200 FACTOR= 13.89      D 30 FACTOR= 56.46



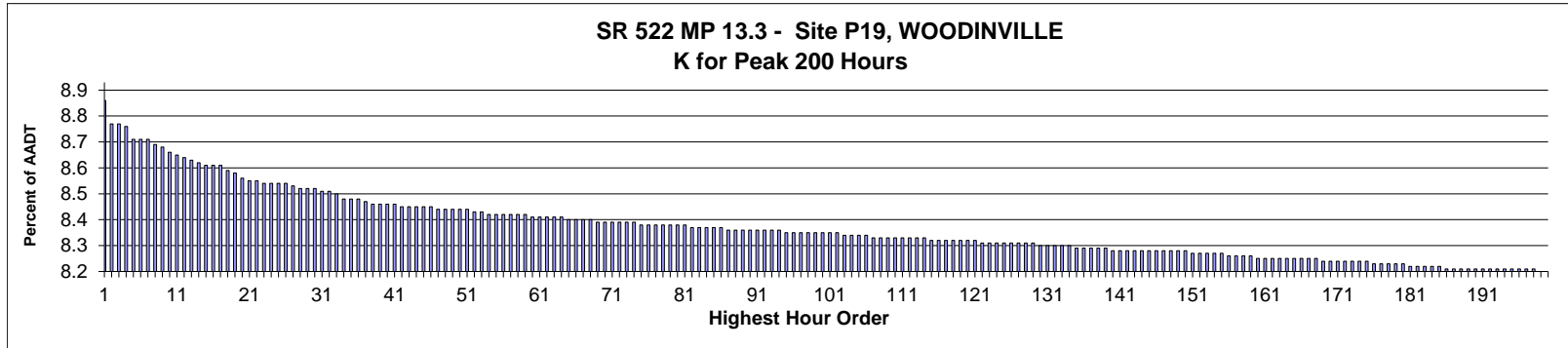
MO	DY	YR	DAY OF WK	HR	HR VOL	PERCENT OF AADT	HOUR NUMBER	AADT	NORTH VOLUME	SOUTH VOLUME	PERCENT NORTH IS OF TOTAL VOLUME	PERCENT SOUTH IS OF TOTAL VOLUME
7	10	2016	1	15	1,263	44.98	1	2,808	748	515	59.22	40.78
7	10	2016	1	14	1,240	44.16	2	2,808	705	535	56.85	43.15
7	10	2016	1	16	1,211	43.13	3	2,808	704	507	58.13	41.87
7	10	2016	1	13	1,205	42.91	4	2,808	680	525	56.43	43.57
7	10	2016	1	12	970	34.54	5	2,808	624	346	64.33	35.67
5	30	2016	2	15	742	26.42	6	2,808	564	178	76.01	23.99
7	10	2016	1	11	732	26.07	7	2,808	517	215	70.63	29.37
7	10	2016	1	17	620	22.08	8	2,808	301	319	48.55	51.45
5	30	2016	2	16	609	21.69	9	2,808	463	146	76.03	23.97
7	3	2016	1	15	605	21.55	10	2,808	299	306	49.42	50.58
7	17	2016	1	13	599	21.33	11	2,808	306	293	51.09	48.91
5	30	2016	2	14	592	21.08	12	2,808	386	206	65.20	34.80
7	24	2016	1	14	579	20.62	13	2,808	289	290	49.91	50.09
5	29	2016	1	15	576	20.51	14	2,808	328	248	56.94	43.06
5	28	2016	7	15	571	20.33	15	2,808	291	280	50.96	49.04
5	30	2016	2	13	568	20.23	16	2,808	372	196	65.49	34.51

MO	DY	YR	DAY OF WK	HR	HR VOL	PERCENT OF AADT	HOUR NUMBER	AADT	NORTH VOLUME	SOUTH VOLUME	PERCENT NORTH IS OF TOTAL VOLUME	PERCENT SOUTH IS OF TOTAL VOLUME
5	28	2016	7	14	564	20.09	17	2,808	229	335	40.60	59.40
5	30	2016	2	17	564	20.09	18	2,808	443	121	78.55	21.45
5	28	2016	7	13	556	19.80	19	2,808	195	361	35.07	64.93
8	14	2016	1	15	556	19.80	20	2,808	313	243	56.29	43.71
9	5	2016	2	14	551	19.62	21	2,808	326	225	59.17	40.83
7	24	2016	1	15	550	19.59	22	2,808	316	234	57.45	42.55
7	24	2016	1	16	544	19.37	23	2,808	318	226	58.46	41.54
7	31	2016	1	15	544	19.37	24	2,808	299	245	54.96	45.04
7	2	2016	7	14	537	19.12	25	2,808	202	335	37.62	62.38
5	7	2016	7	14	534	19.02	26	2,808	283	251	53.00	47.00
7	31	2016	1	16	534	19.02	27	2,808	318	216	59.55	40.45
7	31	2016	1	13	533	18.98	28	2,808	290	243	54.41	45.59
8	14	2016	1	14	531	18.91	29	2,808	301	230	56.69	43.31
5	28	2016	7	16	526	18.73	30	2,808	297	229	56.46	43.54
5	29	2016	1	14	526	18.73	31	2,808	226	300	42.97	57.03
7	31	2016	1	14	525	18.70	32	2,808	277	248	52.76	47.24
8	14	2016	1	13	525	18.70	33	2,808	277	248	52.76	47.24
9	5	2016	2	13	522	18.59	34	2,808	342	180	65.52	34.48
5	29	2016	1	13	521	18.55	35	2,808	198	323	38.00	62.00
8	21	2016	1	14	516	18.38	36	2,808	292	224	56.59	43.41
5	29	2016	1	16	513	18.27	37	2,808	307	206	59.84	40.16
7	23	2016	7	17	507	18.06	38	2,808	321	186	63.31	36.69
7	24	2016	1	13	503	17.91	39	2,808	233	270	46.32	53.68
7	2	2016	7	15	502	17.88	40	2,808	190	312	37.85	62.15
8	21	2016	1	13	501	17.84	41	2,808	281	220	56.09	43.91
7	17	2016	1	14	500	17.81	42	2,808	289	211	57.80	42.20
8	28	2016	1	15	497	17.70	43	2,808	303	194	60.97	39.03
5	29	2016	1	12	494	17.59	44	2,808	204	290	41.30	58.70
7	16	2016	7	13	493	17.56	45	2,808	191	302	38.74	61.26
9	5	2016	2	15	493	17.56	46	2,808	351	142	71.20	28.80
7	2	2016	7	13	492	17.52	47	2,808	192	300	39.02	60.98
7	3	2016	1	13	490	17.45	48	2,808	247	243	50.41	49.59
8	21	2016	1	12	489	17.41	49	2,808	284	205	58.08	41.92
5	7	2016	7	15	487	17.34	50	2,808	336	151	68.99	31.01
8	21	2016	1	15	487	17.34	51	2,808	294	193	60.37	39.63
8	28	2016	1	12	487	17.34	52	2,808	272	215	55.85	44.15
5	30	2016	2	12	486	17.31	53	2,808	315	171	64.81	35.19
8	7	2016	1	13	485	17.27	54	2,808	273	212	56.29	43.71
8	7	2016	1	15	485	17.27	55	2,808	274	211	56.49	43.51
6	19	2016	1	13	481	17.13	56	2,808	238	243	49.48	50.52
7	4	2016	2	15	480	17.09	57	2,808	318	162	66.25	33.75
8	20	2016	7	15	479	17.06	58	2,808	219	260	45.72	54.28
8	20	2016	7	12	475	16.92	59	2,808	192	283	40.42	59.58
8	20	2016	7	14	472	16.81	60	2,808	219	253	46.40	53.60
8	7	2016	1	12	471	16.77	61	2,808	298	173	63.27	36.73
7	17	2016	1	12	470	16.74	62	2,808	258	212	54.89	45.11
8	14	2016	1	17	470	16.74	63	2,808	258	212	54.89	45.11
7	16	2016	7	12	469	16.70	64	2,808	180	289	38.38	61.62
7	24	2016	1	17	469	16.70	65	2,808	271	198	57.78	42.22
7	29	2016	6	16	469	16.70	66	2,808	202	267	43.07	56.93
7	24	2016	1	12	468	16.67	67	2,808	237	231	50.64	49.36

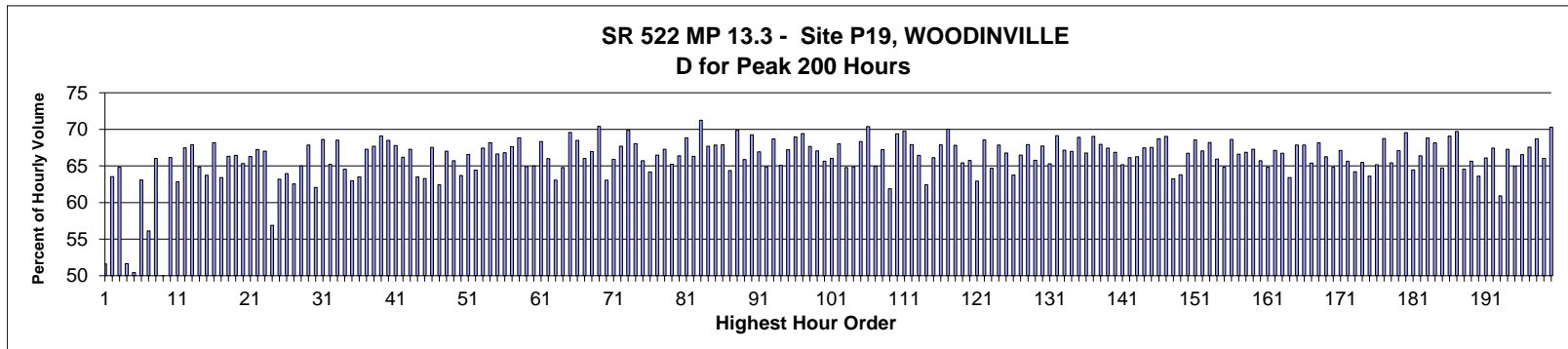
MO	DY	YR	DAY OF WK	HR	HR VOL	PERCENT OF AADT	HOUR NUMBER	AADT	NORTH VOLUME	SOUTH VOLUME	PERCENT NORTH IS OF TOTAL VOLUME	PERCENT SOUTH IS OF TOTAL VOLUME
8	21	2016	1	16	468	16.67	68	2,808	295	173	63.03	36.97
7	3	2016	1	14	466	16.60	69	2,808	241	225	51.72	48.28
7	30	2016	7	12	466	16.60	70	2,808	214	252	45.92	54.08
8	13	2016	7	14	466	16.60	71	2,808	195	271	41.85	58.15
5	28	2016	7	12	465	16.56	72	2,808	144	321	30.97	69.03
7	3	2016	1	16	464	16.52	73	2,808	230	234	49.57	50.43
7	16	2016	7	15	464	16.52	74	2,808	233	231	50.22	49.78
7	17	2016	1	15	463	16.49	75	2,808	259	204	55.94	44.06
7	23	2016	7	11	462	16.45	76	2,808	201	261	43.51	56.49
8	14	2016	1	12	460	16.38	77	2,808	257	203	55.87	44.13
9	5	2016	2	12	460	16.38	78	2,808	281	179	61.09	38.91
7	3	2016	1	12	459	16.35	79	2,808	205	254	44.66	55.34
8	28	2016	1	13	457	16.27	80	2,808	254	203	55.58	44.42
7	22	2016	6	15	456	16.24	81	2,808	213	243	46.71	53.29
8	13	2016	7	13	456	16.24	82	2,808	210	246	46.05	53.95
6	19	2016	1	14	453	16.13	83	2,808	239	214	52.76	47.24
7	29	2016	6	15	453	16.13	84	2,808	231	222	50.99	49.01
7	31	2016	1	12	453	16.13	85	2,808	247	206	54.53	45.47
8	6	2016	7	13	453	16.13	86	2,808	203	250	44.81	55.19
7	2	2016	7	12	452	16.10	87	2,808	182	270	40.27	59.73
6	19	2016	1	15	451	16.06	88	2,808	237	214	52.55	47.45
8	13	2016	7	11	451	16.06	89	2,808	205	246	45.45	54.55
9	4	2016	1	16	450	16.03	90	2,808	268	182	59.56	40.44
5	7	2016	7	16	449	15.99	91	2,808	286	163	63.70	36.30
7	1	2016	6	15	449	15.99	92	2,808	182	267	40.53	59.47
7	23	2016	7	12	449	15.99	93	2,808	204	245	45.43	54.57
9	4	2016	1	14	449	15.99	94	2,808	228	221	50.78	49.22
8	7	2016	1	14	447	15.92	95	2,808	230	217	51.45	48.55
8	12	2016	6	16	446	15.88	96	2,808	218	228	48.88	51.12
9	4	2016	1	15	443	15.78	97	2,808	234	209	52.82	47.18
8	19	2016	6	15	442	15.74	98	2,808	221	221	50.00	50.00
9	4	2016	1	13	442	15.74	99	2,808	199	243	45.02	54.98
6	19	2016	1	16	441	15.71	100	2,808	236	205	53.51	46.49
8	28	2016	1	14	441	15.71	101	2,808	239	202	54.20	45.80
8	27	2016	7	13	440	15.67	102	2,808	206	234	46.82	53.18
8	5	2016	6	16	439	15.63	103	2,808	198	241	45.10	54.90
8	14	2016	1	16	439	15.63	104	2,808	223	216	50.80	49.20
7	15	2016	6	15	438	15.60	105	2,808	202	236	46.12	53.88
7	17	2016	1	16	437	15.56	106	2,808	266	171	60.87	39.13
8	12	2016	6	15	437	15.56	107	2,808	218	219	49.89	50.11
5	30	2016	2	18	436	15.53	108	2,808	316	120	72.48	27.52
7	2	2016	7	16	436	15.53	109	2,808	175	261	40.14	59.86
7	4	2016	2	14	436	15.53	110	2,808	264	172	60.55	39.45
7	23	2016	7	15	436	15.53	111	2,808	156	280	35.78	64.22
8	19	2016	6	16	436	15.53	112	2,808	197	239	45.18	54.82
8	21	2016	1	17	436	15.53	113	2,808	260	176	59.63	40.37
7	4	2016	2	13	435	15.49	114	2,808	245	190	56.32	43.68
7	30	2016	7	14	434	15.46	115	2,808	165	269	38.02	61.98
5	29	2016	1	17	433	15.42	116	2,808	280	153	64.67	35.33
7	30	2016	7	15	432	15.38	117	2,808	220	212	50.93	49.07
8	26	2016	6	16	432	15.38	118	2,808	210	222	48.61	51.39

MO	DY	YR	DAY OF WK	HR	HR VOL	PERCENT OF AADT	HOUR NUMBER	AADT	NORTH VOLUME	SOUTH VOLUME	PERCENT NORTH IS OF TOTAL VOLUME	PERCENT SOUTH IS OF TOTAL VOLUME
5	30	2016	2	11	431	15.35	119	2,808	266	165	61.72	38.28
7	17	2016	1	17	431	15.35	120	2,808	251	180	58.24	41.76
8	28	2016	1	17	431	15.35	121	2,808	276	155	64.04	35.96
8	26	2016	6	15	430	15.31	122	2,808	198	232	46.05	53.95
8	19	2016	6	13	429	15.28	123	2,808	201	228	46.85	53.15
7	29	2016	6	13	427	15.21	124	2,808	200	227	46.84	53.16
7	30	2016	7	13	426	15.17	125	2,808	189	237	44.37	55.63
8	27	2016	7	15	425	15.14	126	2,808	215	210	50.59	49.41
8	27	2016	7	12	423	15.06	127	2,808	203	220	47.99	52.01
8	28	2016	1	16	423	15.06	128	2,808	281	142	66.43	33.57
8	20	2016	7	16	422	15.03	129	2,808	206	216	48.82	51.18
5	27	2016	6	15	420	14.96	130	2,808	161	259	38.33	61.67
7	21	2016	5	15	420	14.96	131	2,808	206	214	49.05	50.95
7	29	2016	6	14	420	14.96	132	2,808	172	248	40.95	59.05
7	23	2016	7	13	419	14.92	133	2,808	166	253	39.62	60.38
5	29	2016	1	11	418	14.89	134	2,808	171	247	40.91	59.09
7	2	2016	7	17	418	14.89	135	2,808	205	213	49.04	50.96
8	14	2016	1	18	418	14.89	136	2,808	249	169	59.57	40.43
8	20	2016	7	13	418	14.89	137	2,808	177	241	42.34	57.66
5	7	2016	7	12	415	14.78	138	2,808	143	272	34.46	65.54
5	28	2016	7	17	415	14.78	139	2,808	241	174	58.07	41.93
8	13	2016	7	15	415	14.78	140	2,808	204	211	49.16	50.84
7	16	2016	7	14	413	14.71	141	2,808	170	243	41.16	58.84
7	22	2016	6	14	412	14.67	142	2,808	206	206	50.00	50.00
8	19	2016	6	14	412	14.67	143	2,808	193	219	46.84	53.16
7	24	2016	1	19	411	14.64	144	2,808	285	126	69.34	30.66
5	7	2016	7	17	410	14.60	145	2,808	264	146	64.39	35.61
7	4	2016	2	12	410	14.60	146	2,808	249	161	60.73	39.27
7	15	2016	6	14	410	14.60	147	2,808	169	241	41.22	58.78
8	6	2016	7	11	410	14.60	148	2,808	191	219	46.59	53.41
9	3	2016	7	13	410	14.60	149	2,808	121	289	29.51	70.49
7	15	2016	6	16	409	14.57	150	2,808	207	202	50.61	49.39
7	16	2016	7	11	409	14.57	151	2,808	170	239	41.56	58.44
7	21	2016	5	14	409	14.57	152	2,808	175	234	42.79	57.21
7	30	2016	7	16	409	14.57	153	2,808	202	207	49.39	50.61
8	26	2016	6	14	409	14.57	154	2,808	200	209	48.90	51.10
8	5	2016	6	15	408	14.53	155	2,808	189	219	46.32	53.68
7	2	2016	7	11	407	14.49	156	2,808	155	252	38.08	61.92
7	31	2016	1	17	406	14.46	157	2,808	241	165	59.36	40.64
8	6	2016	7	12	406	14.46	158	2,808	168	238	41.38	58.62
5	7	2016	7	13	405	14.42	159	2,808	144	261	35.56	64.44
8	12	2016	6	14	405	14.42	160	2,808	186	219	45.93	54.07
9	4	2016	1	17	405	14.42	161	2,808	263	142	64.94	35.06
5	27	2016	6	14	404	14.39	162	2,808	152	252	37.62	62.38
7	21	2016	5	16	404	14.39	163	2,808	216	188	53.47	46.53
5	14	2016	7	15	403	14.35	164	2,808	270	133	67.00	33.00
7	5	2016	3	12	403	14.35	165	2,808	254	149	63.03	36.97
9	3	2016	7	14	403	14.35	166	2,808	162	241	40.20	59.80
6	19	2016	1	12	402	14.32	167	2,808	198	204	49.25	50.75
7	5	2016	3	13	402	14.32	168	2,808	248	154	61.69	38.31
7	23	2016	7	14	402	14.32	169	2,808	156	246	38.81	61.19

MO	DY	YR	DAY OF WK	HR	HR VOL	PERCENT OF AADT	HOUR NUMBER	AADT	NORTH VOLUME	SOUTH VOLUME	PERCENT NORTH IS OF TOTAL VOLUME	PERCENT SOUTH IS OF TOTAL VOLUME
9	2	2016	6	15	402	14.32	170	2,808	185	217	46.02	53.98
7	21	2016	5	13	401	14.28	171	2,808	200	201	49.88	50.12
7	17	2016	1	11	400	14.25	172	2,808	226	174	56.50	43.50
7	22	2016	6	16	400	14.25	173	2,808	181	219	45.25	54.75
8	6	2016	7	14	400	14.25	174	2,808	174	226	43.50	56.50
7	15	2016	6	17	399	14.21	175	2,808	198	201	49.62	50.38
8	20	2016	7	11	399	14.21	176	2,808	208	191	52.13	47.87
8	20	2016	7	17	399	14.21	177	2,808	204	195	51.13	48.87
8	27	2016	7	14	399	14.21	178	2,808	183	216	45.86	54.14
7	16	2016	7	17	397	14.14	179	2,808	218	179	54.91	45.09
7	30	2016	7	11	397	14.14	180	2,808	200	197	50.38	49.62
8	12	2016	6	17	397	14.14	181	2,808	158	239	39.80	60.20
8	11	2016	5	16	396	14.10	182	2,808	202	194	51.01	48.99
8	13	2016	7	12	396	14.10	183	2,808	179	217	45.20	54.80
5	1	2016	1	14	395	14.07	184	2,808	187	208	47.34	52.66
7	1	2016	6	13	395	14.07	185	2,808	167	228	42.28	57.72
7	15	2016	6	13	395	14.07	186	2,808	198	197	50.13	49.87
7	31	2016	1	18	395	14.07	187	2,808	247	148	62.53	37.47
9	9	2016	6	15	395	14.07	188	2,808	161	234	40.76	59.24
4	17	2016	1	14	394	14.03	189	2,808	200	194	50.76	49.24
8	5	2016	6	14	394	14.03	190	2,808	159	235	40.36	59.64
8	6	2016	7	15	394	14.03	191	2,808	178	216	45.18	54.82
5	27	2016	6	17	393	14.00	192	2,808	130	263	33.08	66.92
7	25	2016	2	12	393	14.00	193	2,808	211	182	53.69	46.31
9	3	2016	7	11	393	14.00	194	2,808	128	265	32.57	67.43
9	3	2016	7	16	393	14.00	195	2,808	180	213	45.80	54.20
5	1	2016	1	15	391	13.92	196	2,808	230	161	58.82	41.18
8	7	2016	1	17	391	13.92	197	2,808	247	144	63.17	36.83
7	1	2016	6	16	390	13.89	198	2,808	173	217	44.36	55.64
7	5	2016	3	15	390	13.89	199	2,808	250	140	64.10	35.90
9	9	2016	6	14	390	13.89	200	2,808	158	232	40.51	59.49



AADT= 52,055      K 30 FACTOR= 8.49      K 100 FACTOR= 8.32      K 200 FACTOR= 8.17      D 30 FACTOR= 62.06



MO	DY	YR	DAY OF WK	HR	HR VOL	PERCENT OF AADT	HOUR NUMBER	AADT	EAST VOLUME	WEST VOLUME	PERCENT EAST IS OF TOTAL VOLUME	PERCENT WEST IS OF TOTAL VOLUME
10	22	2016	7	14	4,599	8.83	1	52,055	2,374	2,225	51.62	48.38
12	15	2016	5	16	4,552	8.74	2	52,055	2,893	1,659	63.55	36.45
8	3	2016	4	17	4,548	8.74	3	52,055	2,947	1,601	64.80	35.20
10	22	2016	7	15	4,546	8.73	4	52,055	2,348	2,198	51.65	48.35
10	22	2016	7	13	4,518	8.68	5	52,055	2,278	2,240	50.42	49.58
12	21	2016	4	17	4,518	8.68	6	52,055	2,850	1,668	63.08	36.92
10	22	2016	7	17	4,517	8.68	7	52,055	1,982	2,535	43.88	56.12
7	20	2016	4	17	4,506	8.66	8	52,055	2,975	1,531	66.02	33.98
10	22	2016	7	16	4,501	8.65	9	52,055	2,251	2,250	50.01	49.99
5	20	2016	6	16	4,490	8.63	10	52,055	2,970	1,520	66.15	33.85
2	5	2016	6	16	4,487	8.62	11	52,055	2,819	1,668	62.83	37.17
5	18	2016	4	17	4,481	8.61	12	52,055	3,023	1,458	67.46	32.54
6	1	2016	4	17	4,479	8.60	13	52,055	3,040	1,439	67.87	32.13
5	10	2016	3	16	4,472	8.59	14	52,055	2,900	1,572	64.85	35.15
12	20	2016	3	17	4,467	8.58	15	52,055	2,847	1,620	63.73	36.27
7	14	2016	5	17	4,466	8.58	16	52,055	3,045	1,421	68.18	31.82

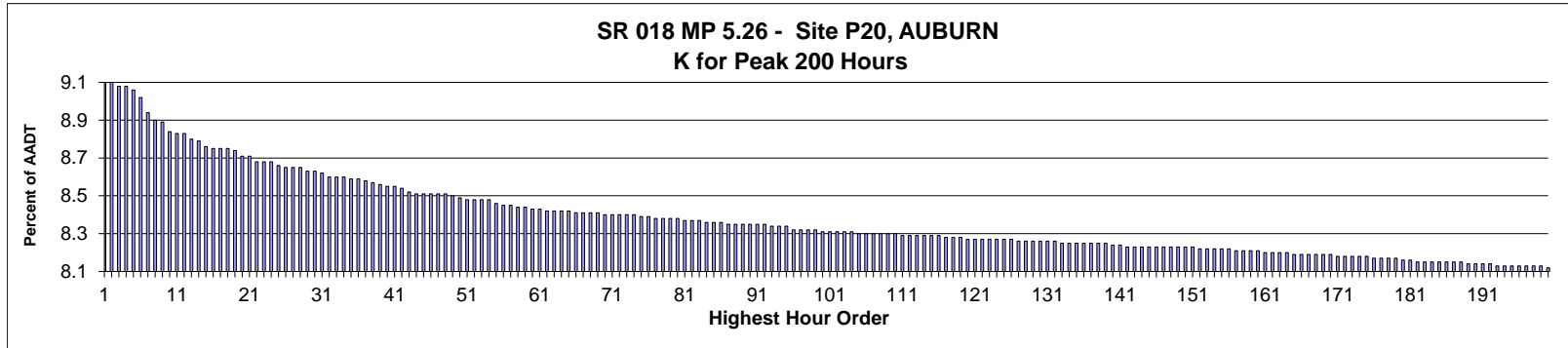
MO	DY	YR	DAY OF WK	HR	HR VOL	PERCENT OF AADT	HOUR NUMBER	AADT	EAST VOLUME	WEST VOLUME	PERCENT EAST IS OF TOTAL VOLUME	PERCENT WEST IS OF TOTAL VOLUME
8	19	2016	6	16	4,464	8.58	17	52,055	2,831	1,633	63.42	36.58
8	30	2016	3	17	4,455	8.56	18	52,055	2,954	1,501	66.31	33.69
5	12	2016	5	16	4,453	8.55	19	52,055	2,958	1,495	66.43	33.57
8	11	2016	5	17	4,442	8.53	20	52,055	2,901	1,541	65.31	34.69
6	10	2016	6	17	4,436	8.52	21	52,055	2,941	1,495	66.30	33.70
7	12	2016	3	17	4,434	8.52	22	52,055	2,981	1,453	67.23	32.77
10	11	2016	3	17	4,431	8.51	23	52,055	2,969	1,462	67.01	32.99
10	22	2016	7	12	4,431	8.51	24	52,055	2,521	1,910	56.89	43.11
4	1	2016	6	16	4,429	8.51	25	52,055	2,798	1,631	63.17	36.83
6	3	2016	6	16	4,428	8.51	26	52,055	2,832	1,596	63.96	36.04
6	10	2016	6	16	4,427	8.50	27	52,055	2,768	1,659	62.53	37.47
12	16	2016	6	17	4,421	8.49	28	52,055	2,873	1,548	64.99	35.01
4	27	2016	4	16	4,417	8.49	29	52,055	2,997	1,420	67.85	32.15
12	20	2016	3	16	4,417	8.49	30	52,055	2,741	1,676	62.06	37.94
5	10	2016	3	17	4,416	8.48	31	52,055	3,030	1,386	68.61	31.39
9	9	2016	6	16	4,414	8.48	32	52,055	2,879	1,535	65.22	34.78
4	28	2016	5	17	4,411	8.47	33	52,055	3,022	1,389	68.51	31.49
5	13	2016	6	16	4,401	8.45	34	52,055	2,841	1,560	64.55	35.45
8	12	2016	6	16	4,400	8.45	35	52,055	2,770	1,630	62.95	37.05
9	30	2016	6	16	4,399	8.45	36	52,055	2,794	1,605	63.51	36.49
4	5	2016	3	17	4,394	8.44	37	52,055	2,956	1,438	67.27	32.73
6	30	2016	5	17	4,390	8.43	38	52,055	2,972	1,418	67.70	32.30
5	17	2016	3	17	4,389	8.43	39	52,055	3,033	1,356	69.10	30.90
6	7	2016	3	17	4,388	8.43	40	52,055	3,005	1,383	68.48	31.52
6	29	2016	4	17	4,386	8.43	41	52,055	2,973	1,413	67.78	32.22
8	4	2016	5	16	4,385	8.42	42	52,055	2,903	1,482	66.20	33.80
4	20	2016	4	17	4,384	8.42	43	52,055	2,950	1,434	67.29	32.71
8	30	2016	3	16	4,384	8.42	44	52,055	2,784	1,600	63.50	36.50
8	29	2016	2	16	4,383	8.42	45	52,055	2,773	1,610	63.27	36.73
8	1	2016	2	17	4,382	8.42	46	52,055	2,959	1,423	67.53	32.47
9	23	2016	6	16	4,379	8.41	47	52,055	2,734	1,645	62.43	37.57
4	7	2016	5	17	4,377	8.41	48	52,055	2,934	1,443	67.03	32.97
5	5	2016	5	16	4,377	8.41	49	52,055	2,876	1,501	65.71	34.29
6	17	2016	6	16	4,377	8.41	50	52,055	2,788	1,589	63.70	36.30
8	29	2016	2	17	4,376	8.41	51	52,055	2,913	1,463	66.57	33.43
5	31	2016	3	16	4,372	8.40	52	52,055	2,817	1,555	64.43	35.57
7	13	2016	4	17	4,372	8.40	53	52,055	2,948	1,424	67.43	32.57
2	25	2016	5	17	4,369	8.39	54	52,055	2,979	1,390	68.18	31.82
5	20	2016	6	17	4,369	8.39	55	52,055	2,911	1,458	66.63	33.37
8	4	2016	5	17	4,369	8.39	56	52,055	2,919	1,450	66.81	33.19
2	23	2016	3	17	4,367	8.39	57	52,055	2,953	1,414	67.62	32.38
6	6	2016	2	17	4,366	8.39	58	52,055	3,005	1,361	68.83	31.17
8	25	2016	5	17	4,366	8.39	59	52,055	2,834	1,532	64.91	35.09
7	22	2016	6	16	4,364	8.38	60	52,055	2,836	1,528	64.99	35.01
5	31	2016	3	17	4,362	8.38	61	52,055	2,981	1,381	68.34	31.66
7	27	2016	4	17	4,362	8.38	62	52,055	2,879	1,483	66.00	34.00
8	5	2016	6	16	4,361	8.38	63	52,055	2,749	1,612	63.04	36.96
10	27	2016	5	16	4,360	8.38	64	52,055	2,825	1,535	64.79	35.21
8	16	2016	3	17	4,357	8.37	65	52,055	3,031	1,326	69.57	30.43
8	24	2016	4	17	4,357	8.37	66	52,055	2,984	1,373	68.49	31.51
10	19	2016	4	16	4,355	8.37	67	52,055	2,875	1,480	66.02	33.98

MO	DY	YR	DAY OF WK	HR	HR VOL	PERCENT OF AADT	HOUR NUMBER	AADT	EAST VOLUME	WEST VOLUME	PERCENT EAST IS OF TOTAL VOLUME	PERCENT WEST IS OF TOTAL VOLUME
12	1	2016	5	16	4,355	8.37	68	52,055	2,916	1,439	66.96	33.04
5	23	2016	2	17	4,354	8.36	69	52,055	3,065	1,289	70.40	29.60
8	5	2016	6	17	4,354	8.36	70	52,055	2,746	1,608	63.07	36.93
11	4	2016	6	16	4,354	8.36	71	52,055	2,869	1,485	65.89	34.11
7	28	2016	5	17	4,353	8.36	72	52,055	2,946	1,407	67.68	32.32
5	3	2016	3	17	4,352	8.36	73	52,055	3,040	1,312	69.85	30.15
6	15	2016	4	17	4,351	8.36	74	52,055	2,960	1,391	68.03	31.97
5	24	2016	3	16	4,348	8.35	75	52,055	2,857	1,491	65.71	34.29
6	1	2016	4	16	4,348	8.35	76	52,055	2,791	1,557	64.19	35.81
6	16	2016	5	17	4,347	8.35	77	52,055	2,890	1,457	66.48	33.52
1	29	2016	6	17	4,345	8.35	78	52,055	2,923	1,422	67.27	32.73
6	2	2016	5	16	4,345	8.35	79	52,055	2,834	1,511	65.22	34.78
5	19	2016	5	16	4,344	8.35	80	52,055	2,883	1,461	66.37	33.63
10	25	2016	3	17	4,344	8.35	81	52,055	2,990	1,354	68.83	31.17
5	11	2016	4	16	4,342	8.34	82	52,055	2,879	1,463	66.31	33.69
10	31	2016	2	17	4,342	8.34	83	52,055	3,093	1,249	71.23	28.77
6	8	2016	4	17	4,339	8.34	84	52,055	2,937	1,402	67.69	32.31
9	13	2016	3	17	4,339	8.34	85	52,055	2,944	1,395	67.85	32.15
10	31	2016	2	16	4,339	8.34	86	52,055	2,945	1,394	67.87	32.13
1	15	2016	6	16	4,338	8.33	87	52,055	2,792	1,546	64.36	35.64
4	26	2016	3	17	4,336	8.33	88	52,055	3,030	1,306	69.88	30.12
5	9	2016	2	16	4,336	8.33	89	52,055	2,856	1,480	65.87	34.13
5	5	2016	5	17	4,335	8.33	90	52,055	3,003	1,332	69.27	30.73
6	9	2016	5	17	4,335	8.33	91	52,055	2,901	1,434	66.92	33.08
9	6	2016	3	16	4,335	8.33	92	52,055	2,813	1,522	64.89	35.11
1	14	2016	5	17	4,334	8.33	93	52,055	2,976	1,358	68.67	31.33
10	11	2016	3	16	4,334	8.33	94	52,055	2,820	1,514	65.07	34.93
4	28	2016	5	16	4,333	8.32	95	52,055	2,912	1,421	67.21	32.79
8	22	2016	2	17	4,333	8.32	96	52,055	2,988	1,345	68.96	31.04
2	9	2016	3	17	4,331	8.32	97	52,055	3,006	1,325	69.41	30.59
4	27	2016	4	17	4,329	8.32	98	52,055	2,929	1,400	67.66	32.34
5	2	2016	2	16	4,329	8.32	99	52,055	2,902	1,427	67.04	32.96
6	24	2016	6	16	4,329	8.32	100	52,055	2,841	1,488	65.63	34.37
7	15	2016	6	17	4,329	8.32	101	52,055	2,859	1,470	66.04	33.96
9	27	2016	3	17	4,329	8.32	102	52,055	2,944	1,385	68.01	31.99
9	16	2016	6	17	4,327	8.31	103	52,055	2,803	1,524	64.78	35.22
4	15	2016	6	16	4,326	8.31	104	52,055	2,807	1,519	64.89	35.11
6	2	2016	5	18	4,326	8.31	105	52,055	2,956	1,370	68.33	31.67
11	7	2016	2	17	4,326	8.31	106	52,055	3,045	1,281	70.39	29.61
4	7	2016	5	16	4,321	8.30	107	52,055	2,806	1,515	64.94	35.06
5	3	2016	3	16	4,321	8.30	108	52,055	2,904	1,417	67.21	32.79
9	16	2016	6	16	4,321	8.30	109	52,055	2,673	1,648	61.86	38.14
4	18	2016	2	17	4,319	8.30	110	52,055	2,997	1,322	69.39	30.61
5	9	2016	2	17	4,319	8.30	111	52,055	3,013	1,306	69.76	30.24
5	12	2016	5	17	4,318	8.30	112	52,055	2,932	1,386	67.90	32.10
5	17	2016	3	16	4,318	8.30	113	52,055	2,869	1,449	66.44	33.56
12	21	2016	4	16	4,318	8.30	114	52,055	2,695	1,623	62.41	37.59
4	14	2016	5	16	4,317	8.29	115	52,055	2,855	1,462	66.13	33.87
6	3	2016	6	17	4,317	8.29	116	52,055	2,930	1,387	67.87	32.13
8	1	2016	2	18	4,316	8.29	117	52,055	3,023	1,293	70.04	29.96
11	10	2016	5	17	4,316	8.29	118	52,055	2,927	1,389	67.82	32.18

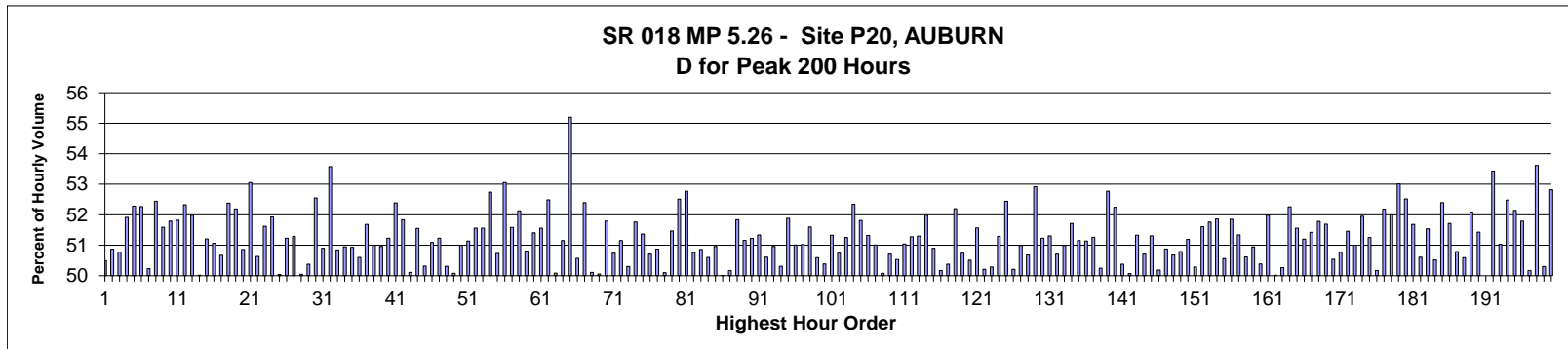


MO	DY	YR	DAY OF WK	HR	HR VOL	PERCENT OF AADT	HOUR NUMBER	AADT	EAST VOLUME	WEST VOLUME	PERCENT EAST IS OF TOTAL VOLUME	PERCENT WEST IS OF TOTAL VOLUME
10	21	2016	6	17	4,315	8.29	119	52,055	2,823	1,492	65.42	34.58
11	30	2016	4	16	4,315	8.29	120	52,055	2,837	1,478	65.75	34.25
12	22	2016	5	16	4,315	8.29	121	52,055	2,715	1,600	62.92	37.08
4	14	2016	5	17	4,312	8.28	122	52,055	2,956	1,356	68.55	31.45
5	25	2016	4	16	4,311	8.28	123	52,055	2,789	1,522	64.69	35.31
8	18	2016	5	17	4,311	8.28	124	52,055	2,925	1,386	67.85	32.15
5	16	2016	2	16	4,310	8.28	125	52,055	2,877	1,433	66.75	33.25
11	11	2016	6	16	4,310	8.28	126	52,055	2,748	1,562	63.76	36.24
2	2	2016	3	17	4,309	8.28	127	52,055	2,864	1,445	66.47	33.53
6	17	2016	6	17	4,309	8.28	128	52,055	2,926	1,383	67.90	32.10
7	28	2016	5	16	4,309	8.28	129	52,055	2,834	1,475	65.77	34.23
5	25	2016	4	17	4,307	8.27	130	52,055	2,917	1,390	67.73	32.27
4	5	2016	3	16	4,306	8.27	131	52,055	2,812	1,494	65.30	34.70
4	19	2016	3	17	4,304	8.27	132	52,055	2,975	1,329	69.12	30.88
8	17	2016	4	17	4,304	8.27	133	52,055	2,890	1,414	67.15	32.85
11	4	2016	6	17	4,304	8.27	134	52,055	2,883	1,421	66.98	33.02
10	27	2016	5	17	4,302	8.26	135	52,055	2,964	1,338	68.90	31.10
9	29	2016	5	17	4,300	8.26	136	52,055	2,871	1,429	66.77	33.23
5	26	2016	5	17	4,299	8.26	137	52,055	2,968	1,331	69.04	30.96
7	18	2016	2	17	4,298	8.26	138	52,055	2,921	1,377	67.96	32.04
7	25	2016	2	17	4,298	8.26	139	52,055	2,898	1,400	67.43	32.57
7	8	2016	6	17	4,297	8.25	140	52,055	2,873	1,424	66.86	33.14
8	26	2016	6	16	4,297	8.25	141	52,055	2,800	1,497	65.16	34.84
11	17	2016	5	16	4,296	8.25	142	52,055	2,840	1,456	66.11	33.89
1	15	2016	6	17	4,295	8.25	143	52,055	2,845	1,450	66.24	33.76
7	6	2016	4	17	4,295	8.25	144	52,055	2,898	1,397	67.47	32.53
6	14	2016	3	17	4,294	8.25	145	52,055	2,900	1,394	67.54	32.46
6	27	2016	2	17	4,294	8.25	146	52,055	2,950	1,344	68.70	31.30
2	18	2016	5	17	4,293	8.25	147	52,055	2,964	1,329	69.04	30.96
7	15	2016	6	16	4,293	8.25	148	52,055	2,715	1,578	63.24	36.76
2	26	2016	6	16	4,292	8.25	149	52,055	2,738	1,554	63.79	36.21
7	5	2016	3	17	4,292	8.25	150	52,055	2,864	1,428	66.73	33.27
2	24	2016	4	17	4,291	8.24	151	52,055	2,942	1,349	68.56	31.44
7	21	2016	5	17	4,291	8.24	152	52,055	2,877	1,414	67.05	32.95
10	10	2016	2	17	4,291	8.24	153	52,055	2,926	1,365	68.19	31.81
8	22	2016	2	16	4,289	8.24	154	52,055	2,828	1,461	65.94	34.06
2	23	2016	3	16	4,288	8.24	155	52,055	2,779	1,509	64.81	35.19
4	21	2016	5	17	4,285	8.23	156	52,055	2,941	1,344	68.63	31.37
8	10	2016	4	17	4,285	8.23	157	52,055	2,854	1,431	66.60	33.40
9	8	2016	5	16	4,284	8.23	158	52,055	2,864	1,420	66.85	33.15
4	6	2016	4	17	4,283	8.23	159	52,055	2,881	1,402	67.27	32.73
9	15	2016	5	16	4,281	8.22	160	52,055	2,813	1,468	65.71	34.29
1	29	2016	6	16	4,280	8.22	161	52,055	2,774	1,506	64.81	35.19
11	29	2016	3	16	4,280	8.22	162	52,055	2,873	1,407	67.13	32.87
4	6	2016	4	16	4,279	8.22	163	52,055	2,856	1,423	66.74	33.26
6	9	2016	5	16	4,279	8.22	164	52,055	2,713	1,566	63.40	36.60
8	15	2016	2	17	4,279	8.22	165	52,055	2,903	1,376	67.84	32.16
9	22	2016	5	17	4,279	8.22	166	52,055	2,903	1,376	67.84	32.16
7	1	2016	6	16	4,278	8.22	167	52,055	2,797	1,481	65.38	34.62
8	31	2016	4	17	4,278	8.22	168	52,055	2,916	1,362	68.16	31.84
5	23	2016	2	16	4,276	8.21	169	52,055	2,833	1,443	66.25	33.75

MO	DY	YR	DAY OF WK	HR	HR VOL	PERCENT OF AADT	HOUR NUMBER	AADT	EAST VOLUME	WEST VOLUME	PERCENT EAST IS OF TOTAL VOLUME	PERCENT WEST IS OF TOTAL VOLUME
7	21	2016	5	16	4,276	8.21	170	52,055	2,771	1,505	64.80	35.20
11	21	2016	2	16	4,276	8.21	171	52,055	2,870	1,406	67.12	32.88
2	16	2016	3	16	4,275	8.21	172	52,055	2,806	1,469	65.64	34.36
8	11	2016	5	16	4,275	8.21	173	52,055	2,745	1,530	64.21	35.79
10	6	2016	5	16	4,274	8.21	174	52,055	2,799	1,475	65.49	34.51
9	1	2016	5	16	4,272	8.21	175	52,055	2,717	1,555	63.60	36.40
4	18	2016	2	16	4,271	8.20	176	52,055	2,784	1,487	65.18	34.82
7	26	2016	3	17	4,269	8.20	177	52,055	2,935	1,334	68.75	31.25
2	4	2016	5	16	4,267	8.20	178	52,055	2,792	1,475	65.43	34.57
4	21	2016	5	16	4,267	8.20	179	52,055	2,863	1,404	67.10	32.90
5	2	2016	2	17	4,266	8.20	180	52,055	2,967	1,299	69.55	30.45
5	6	2016	6	16	4,264	8.19	181	52,055	2,749	1,515	64.47	35.53
8	30	2016	3	18	4,264	8.19	182	52,055	2,831	1,433	66.39	33.61
6	21	2016	3	17	4,263	8.19	183	52,055	2,934	1,329	68.82	31.18
7	19	2016	3	17	4,263	8.19	184	52,055	2,905	1,358	68.14	31.86
10	12	2016	4	17	4,263	8.19	185	52,055	2,759	1,504	64.72	35.28
5	24	2016	3	17	4,260	8.18	186	52,055	2,943	1,317	69.08	30.92
6	28	2016	3	17	4,260	8.18	187	52,055	2,970	1,290	69.72	30.28
7	20	2016	4	16	4,259	8.18	188	52,055	2,750	1,509	64.57	35.43
10	3	2016	2	16	4,259	8.18	189	52,055	2,795	1,464	65.63	34.37
11	18	2016	6	16	4,259	8.18	190	52,055	2,709	1,550	63.61	36.39
4	20	2016	4	16	4,258	8.18	191	52,055	2,814	1,444	66.09	33.91
6	1	2016	4	18	4,258	8.18	192	52,055	2,871	1,387	67.43	32.57
8	26	2016	6	15	4,258	8.18	193	52,055	2,593	1,665	60.90	39.10
9	21	2016	4	17	4,258	8.18	194	52,055	2,864	1,394	67.26	32.74
4	8	2016	6	17	4,257	8.18	195	52,055	2,764	1,493	64.93	35.07
6	22	2016	4	16	4,257	8.18	196	52,055	2,832	1,425	66.53	33.47
6	22	2016	4	17	4,257	8.18	197	52,055	2,876	1,381	67.56	32.44
9	20	2016	3	17	4,256	8.18	198	52,055	2,924	1,332	68.70	31.30
9	26	2016	2	16	4,255	8.17	199	52,055	2,810	1,445	66.04	33.96
11	8	2016	3	17	4,255	8.17	200	52,055	2,991	1,264	70.29	29.71



AADT= 63,314      K 30 FACTOR= 8.63      K 100 FACTOR= 8.31      K 200 FACTOR= 8.12      D 30 FACTOR= 52.55



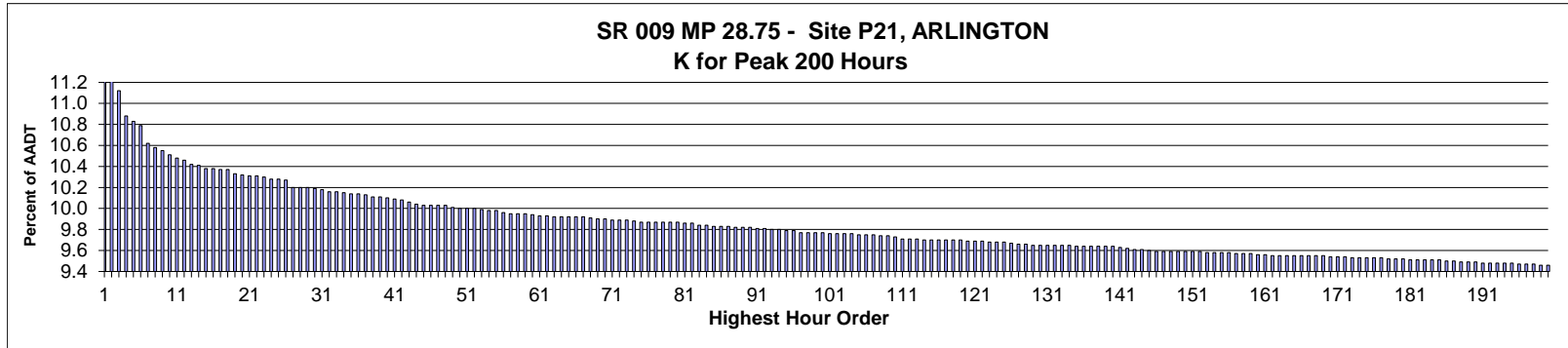
MO	DY	YR	DAY OF WK	HR	HR VOL	PERCENT OF AADT	HOUR NUMBER	AADT	EAST VOLUME	WEST VOLUME	PERCENT EAST IS OF TOTAL VOLUME	PERCENT WEST IS OF TOTAL VOLUME
5	6	2016	6	16	5,764	9.10	1	63,314	2,854	2,910	49.51	50.49
5	20	2016	6	17	5,764	9.10	2	63,314	2,832	2,932	49.13	50.87
5	26	2016	5	17	5,752	9.08	3	63,314	2,921	2,831	50.78	49.22
5	20	2016	6	16	5,748	9.08	4	63,314	2,764	2,984	48.09	51.91
5	13	2016	6	16	5,735	9.06	5	63,314	2,737	2,998	47.72	52.28
4	29	2016	6	16	5,711	9.02	6	63,314	2,726	2,985	47.73	52.27
5	13	2016	6	17	5,658	8.94	7	63,314	2,842	2,816	50.23	49.77
4	15	2016	6	17	5,635	8.90	8	63,314	2,680	2,955	47.56	52.44
5	26	2016	5	16	5,627	8.89	9	63,314	2,724	2,903	48.41	51.59
4	29	2016	6	17	5,599	8.84	10	63,314	2,699	2,900	48.21	51.79
6	24	2016	6	16	5,592	8.83	11	63,314	2,694	2,898	48.18	51.82
3	25	2016	6	17	5,590	8.83	12	63,314	2,665	2,925	47.67	52.33
5	25	2016	4	17	5,571	8.80	13	63,314	2,675	2,896	48.02	51.98
6	10	2016	6	16	5,568	8.79	14	63,314	2,783	2,785	49.98	50.02
6	3	2016	6	16	5,548	8.76	15	63,314	2,707	2,841	48.79	51.21
10	7	2016	6	16	5,542	8.75	16	63,314	2,712	2,830	48.94	51.06

MO	DY	YR	DAY OF WK	HR	HR VOL	PERCENT OF AADT	HOUR NUMBER	AADT	EAST VOLUME	WEST VOLUME	PERCENT EAST IS OF TOTAL VOLUME	PERCENT WEST IS OF TOTAL VOLUME
5	18	2016	4	17	5,540	8.75	17	63,314	2,733	2,807	49.33	50.67
4	15	2016	6	16	5,538	8.75	18	63,314	2,637	2,901	47.62	52.38
9	23	2016	6	16	5,536	8.74	19	63,314	2,647	2,889	47.81	52.19
5	12	2016	5	17	5,515	8.71	20	63,314	2,710	2,805	49.14	50.86
3	18	2016	6	16	5,514	8.71	21	63,314	2,588	2,926	46.94	53.06
4	22	2016	6	17	5,497	8.68	22	63,314	2,714	2,783	49.37	50.63
9	16	2016	6	16	5,496	8.68	23	63,314	2,659	2,837	48.38	51.62
4	22	2016	6	16	5,494	8.68	24	63,314	2,641	2,853	48.07	51.93
10	21	2016	6	17	5,480	8.66	25	63,314	2,742	2,738	50.04	49.96
9	16	2016	6	17	5,479	8.65	26	63,314	2,672	2,807	48.77	51.23
3	18	2016	6	15	5,475	8.65	27	63,314	2,667	2,808	48.71	51.29
6	3	2016	6	17	5,475	8.65	28	63,314	2,740	2,735	50.05	49.95
10	7	2016	6	17	5,466	8.63	29	63,314	2,754	2,712	50.38	49.62
4	19	2016	3	17	5,463	8.63	30	63,314	2,592	2,871	47.45	52.55
9	30	2016	6	16	5,456	8.62	31	63,314	2,679	2,777	49.10	50.90
5	24	2016	3	18	5,448	8.60	32	63,314	2,529	2,919	46.42	53.58
5	3	2016	3	17	5,445	8.60	33	63,314	2,676	2,769	49.15	50.85
9	23	2016	6	17	5,443	8.60	34	63,314	2,670	2,773	49.05	50.95
5	5	2016	5	17	5,439	8.59	35	63,314	2,669	2,770	49.07	50.93
6	10	2016	6	17	5,439	8.59	36	63,314	2,752	2,687	50.60	49.40
6	16	2016	5	17	5,433	8.58	37	63,314	2,625	2,808	48.32	51.68
9	30	2016	6	17	5,424	8.57	38	63,314	2,766	2,658	51.00	49.00
7	15	2016	6	16	5,422	8.56	39	63,314	2,763	2,659	50.96	49.04
4	1	2016	6	16	5,413	8.55	40	63,314	2,640	2,773	48.77	51.23
7	29	2016	6	16	5,411	8.55	41	63,314	2,835	2,576	52.39	47.61
6	16	2016	5	16	5,407	8.54	42	63,314	2,604	2,803	48.16	51.84
5	20	2016	6	18	5,392	8.52	43	63,314	2,702	2,690	50.11	49.89
7	15	2016	6	17	5,391	8.51	44	63,314	2,779	2,612	51.55	48.45
7	14	2016	5	17	5,390	8.51	45	63,314	2,712	2,678	50.32	49.68
4	28	2016	5	17	5,389	8.51	46	63,314	2,636	2,753	48.91	51.09
10	6	2016	5	17	5,389	8.51	47	63,314	2,628	2,761	48.77	51.23
5	27	2016	6	16	5,385	8.51	48	63,314	2,676	2,709	49.69	50.31
3	25	2016	6	16	5,381	8.50	49	63,314	2,686	2,695	49.92	50.08
12	16	2016	6	18	5,376	8.49	50	63,314	2,634	2,742	49.00	51.00
4	8	2016	6	16	5,372	8.48	51	63,314	2,625	2,747	48.86	51.14
5	11	2016	4	17	5,368	8.48	52	63,314	2,600	2,768	48.44	51.56
10	21	2016	6	16	5,368	8.48	53	63,314	2,600	2,768	48.44	51.56
4	20	2016	4	17	5,366	8.48	54	63,314	2,536	2,830	47.26	52.74
8	5	2016	6	17	5,356	8.46	55	63,314	2,639	2,717	49.27	50.73
9	9	2016	6	16	5,349	8.45	56	63,314	2,511	2,838	46.94	53.06
5	12	2016	5	16	5,347	8.45	57	63,314	2,589	2,758	48.42	51.58
11	11	2016	6	17	5,346	8.44	58	63,314	2,559	2,787	47.87	52.13
2	12	2016	6	17	5,341	8.44	59	63,314	2,627	2,714	49.19	50.81
6	30	2016	5	16	5,338	8.43	60	63,314	2,594	2,744	48.59	51.41
5	13	2016	6	18	5,336	8.43	61	63,314	2,585	2,751	48.44	51.56
6	2	2016	5	17	5,332	8.42	62	63,314	2,533	2,799	47.51	52.49
6	28	2016	3	17	5,332	8.42	63	63,314	2,671	2,661	50.09	49.91
5	5	2016	5	16	5,331	8.42	64	63,314	2,604	2,727	48.85	51.15
7	29	2016	6	17	5,330	8.42	65	63,314	2,942	2,388	55.20	44.80
11	10	2016	5	17	5,325	8.41	66	63,314	2,632	2,693	49.43	50.57
6	15	2016	4	16	5,324	8.41	67	63,314	2,534	2,790	47.60	52.40

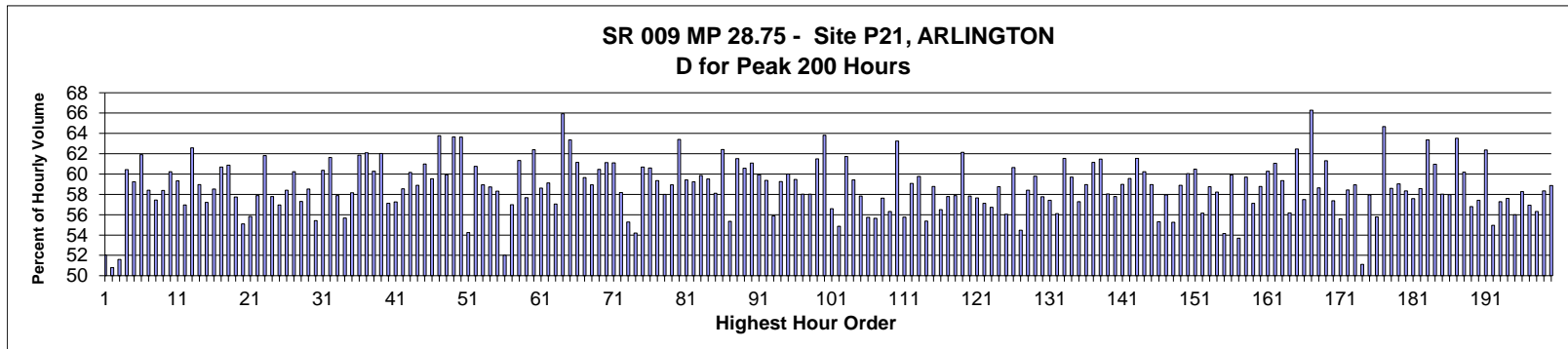
MO	DY	YR	DAY OF WK	HR	HR VOL	PERCENT OF AADT	HOUR NUMBER	AADT	EAST VOLUME	WEST VOLUME	PERCENT EAST IS OF TOTAL VOLUME	PERCENT WEST IS OF TOTAL VOLUME
6	29	2016	4	17	5,324	8.41	68	63,314	2,668	2,656	50.11	49.89
11	4	2016	6	17	5,324	8.41	69	63,314	2,665	2,659	50.06	49.94
5	4	2016	4	17	5,321	8.40	70	63,314	2,565	2,756	48.21	51.79
6	30	2016	5	17	5,321	8.40	71	63,314	2,700	2,621	50.74	49.26
5	6	2016	6	18	5,318	8.40	72	63,314	2,720	2,598	51.15	48.85
8	4	2016	5	17	5,318	8.40	73	63,314	2,675	2,643	50.30	49.70
11	18	2016	6	17	5,317	8.40	74	63,314	2,565	2,752	48.24	51.76
6	3	2016	6	18	5,314	8.39	75	63,314	2,730	2,584	51.37	48.63
8	25	2016	5	17	5,311	8.39	76	63,314	2,693	2,618	50.71	49.29
11	4	2016	6	18	5,308	8.38	77	63,314	2,608	2,700	49.13	50.87
4	7	2016	5	17	5,307	8.38	78	63,314	2,659	2,648	50.10	49.90
4	7	2016	5	16	5,306	8.38	79	63,314	2,575	2,731	48.53	51.47
2	26	2016	6	16	5,304	8.38	80	63,314	2,519	2,785	47.49	52.51
7	29	2016	6	18	5,300	8.37	81	63,314	2,797	2,503	52.77	47.23
5	27	2016	6	17	5,299	8.37	82	63,314	2,609	2,690	49.24	50.76
8	5	2016	6	16	5,297	8.37	83	63,314	2,694	2,603	50.86	49.14
9	16	2016	6	18	5,293	8.36	84	63,314	2,615	2,678	49.40	50.60
10	12	2016	4	17	5,292	8.36	85	63,314	2,595	2,697	49.04	50.96
4	14	2016	5	17	5,291	8.36	86	63,314	2,646	2,645	50.01	49.99
7	21	2016	5	17	5,286	8.35	87	63,314	2,634	2,652	49.83	50.17
9	22	2016	5	17	5,286	8.35	88	63,314	2,546	2,740	48.16	51.84
5	27	2016	6	15	5,285	8.35	89	63,314	2,581	2,704	48.84	51.16
12	2	2016	6	17	5,285	8.35	90	63,314	2,578	2,707	48.78	51.22
3	17	2016	5	16	5,284	8.35	91	63,314	2,571	2,713	48.66	51.34
8	4	2016	5	16	5,284	8.35	92	63,314	2,674	2,610	50.61	49.39
1	15	2016	6	17	5,283	8.34	93	63,314	2,591	2,692	49.04	50.96
6	17	2016	6	16	5,281	8.34	94	63,314	2,657	2,624	50.31	49.69
6	1	2016	4	17	5,279	8.34	95	63,314	2,540	2,739	48.12	51.88
7	22	2016	6	16	5,270	8.32	96	63,314	2,688	2,582	51.01	48.99
8	19	2016	6	16	5,270	8.32	97	63,314	2,689	2,581	51.02	48.98
11	4	2016	6	16	5,269	8.32	98	63,314	2,550	2,719	48.40	51.60
8	16	2016	3	17	5,266	8.32	99	63,314	2,602	2,664	49.41	50.59
9	29	2016	5	17	5,263	8.31	100	63,314	2,652	2,611	50.39	49.61
10	7	2016	6	18	5,262	8.31	101	63,314	2,561	2,701	48.67	51.33
6	17	2016	6	17	5,260	8.31	102	63,314	2,591	2,669	49.26	50.74
7	14	2016	5	16	5,260	8.31	103	63,314	2,564	2,696	48.75	51.25
11	18	2016	6	18	5,260	8.31	104	63,314	2,507	2,753	47.66	52.34
8	25	2016	5	16	5,256	8.30	105	63,314	2,533	2,723	48.19	51.81
6	15	2016	4	17	5,255	8.30	106	63,314	2,558	2,697	48.68	51.32
5	26	2016	5	18	5,254	8.30	107	63,314	2,680	2,574	51.01	48.99
6	24	2016	6	17	5,254	8.30	108	63,314	2,623	2,631	49.92	50.08
4	22	2016	6	18	5,253	8.30	109	63,314	2,664	2,589	50.71	49.29
12	21	2016	4	18	5,252	8.30	110	63,314	2,598	2,654	49.47	50.53
5	11	2016	4	16	5,251	8.29	111	63,314	2,571	2,680	48.96	51.04
8	5	2016	6	18	5,250	8.29	112	63,314	2,558	2,692	48.72	51.28
8	18	2016	5	16	5,250	8.29	113	63,314	2,557	2,693	48.70	51.30
7	13	2016	4	17	5,248	8.29	114	63,314	2,728	2,520	51.98	48.02
11	11	2016	6	16	5,248	8.29	115	63,314	2,577	2,671	49.10	50.90
9	14	2016	4	17	5,246	8.29	116	63,314	2,614	2,632	49.83	50.17
5	17	2016	3	17	5,244	8.28	117	63,314	2,642	2,602	50.38	49.62
5	19	2016	5	17	5,243	8.28	118	63,314	2,506	2,737	47.80	52.20

MO	DY	YR	DAY OF WK	HR	HR VOL	PERCENT OF AADT	HOUR NUMBER	AADT	EAST VOLUME	WEST VOLUME	PERCENT EAST IS OF TOTAL VOLUME	PERCENT WEST IS OF TOTAL VOLUME
9	28	2016	4	17	5,242	8.28	119	63,314	2,582	2,660	49.26	50.74
3	24	2016	5	17	5,239	8.27	120	63,314	2,593	2,646	49.49	50.51
3	11	2016	6	16	5,238	8.27	121	63,314	2,537	2,701	48.43	51.57
3	17	2016	5	15	5,238	8.27	122	63,314	2,608	2,630	49.79	50.21
8	3	2016	4	17	5,238	8.27	123	63,314	2,634	2,604	50.29	49.71
9	9	2016	6	17	5,237	8.27	124	63,314	2,551	2,686	48.71	51.29
6	23	2016	5	16	5,235	8.27	125	63,314	2,490	2,745	47.56	52.44
8	31	2016	4	17	5,234	8.27	126	63,314	2,628	2,606	50.21	49.79
7	29	2016	6	15	5,232	8.26	127	63,314	2,564	2,668	49.01	50.99
8	17	2016	4	17	5,231	8.26	128	63,314	2,651	2,580	50.68	49.32
2	12	2016	6	16	5,229	8.26	129	63,314	2,462	2,767	47.08	52.92
5	6	2016	6	15	5,229	8.26	130	63,314	2,550	2,679	48.77	51.23
9	21	2016	4	17	5,229	8.26	131	63,314	2,546	2,683	48.69	51.31
8	12	2016	6	16	5,228	8.26	132	63,314	2,651	2,577	50.71	49.29
7	28	2016	5	17	5,225	8.25	133	63,314	2,664	2,561	50.99	49.01
10	20	2016	5	17	5,225	8.25	134	63,314	2,523	2,702	48.29	51.71
4	8	2016	6	17	5,224	8.25	135	63,314	2,552	2,672	48.85	51.15
5	31	2016	3	17	5,223	8.25	136	63,314	2,552	2,671	48.86	51.14
4	27	2016	4	17	5,222	8.25	137	63,314	2,545	2,677	48.74	51.26
9	8	2016	5	17	5,222	8.25	138	63,314	2,624	2,598	50.25	49.75
3	4	2016	6	16	5,221	8.25	139	63,314	2,466	2,755	47.23	52.77
3	4	2016	6	17	5,220	8.24	140	63,314	2,493	2,727	47.76	52.24
5	25	2016	4	18	5,220	8.24	141	63,314	2,630	2,590	50.38	49.62
3	31	2016	5	17	5,213	8.23	142	63,314	2,603	2,610	49.93	50.07
4	28	2016	5	16	5,213	8.23	143	63,314	2,537	2,676	48.67	51.33
3	23	2016	4	17	5,212	8.23	144	63,314	2,569	2,643	49.29	50.71
5	10	2016	3	17	5,211	8.23	145	63,314	2,537	2,674	48.69	51.31
7	19	2016	3	17	5,210	8.23	146	63,314	2,615	2,595	50.19	49.81
9	29	2016	5	18	5,210	8.23	147	63,314	2,651	2,559	50.88	49.12
9	23	2016	6	18	5,209	8.23	148	63,314	2,569	2,640	49.32	50.68
4	1	2016	6	17	5,208	8.23	149	63,314	2,563	2,645	49.21	50.79
6	22	2016	4	17	5,208	8.23	150	63,314	2,542	2,666	48.81	51.19
8	10	2016	4	17	5,208	8.23	151	63,314	2,619	2,589	50.29	49.71
8	30	2016	3	17	5,206	8.22	152	63,314	2,687	2,519	51.61	48.39
4	25	2016	2	17	5,205	8.22	153	63,314	2,511	2,694	48.24	51.76
8	4	2016	5	18	5,204	8.22	154	63,314	2,699	2,505	51.86	48.14
8	12	2016	6	15	5,204	8.22	155	63,314	2,573	2,631	49.44	50.56
4	21	2016	5	17	5,202	8.22	156	63,314	2,505	2,697	48.15	51.85
7	28	2016	5	16	5,199	8.21	157	63,314	2,530	2,669	48.66	51.34
6	21	2016	3	17	5,198	8.21	158	63,314	2,567	2,631	49.38	50.62
4	29	2016	6	18	5,197	8.21	159	63,314	2,549	2,648	49.05	50.95
7	20	2016	4	17	5,197	8.21	160	63,314	2,578	2,619	49.61	50.39
3	16	2016	4	16	5,190	8.20	161	63,314	2,492	2,698	48.02	51.98
9	15	2016	5	17	5,190	8.20	162	63,314	2,594	2,596	49.98	50.02
4	26	2016	3	17	5,189	8.20	163	63,314	2,581	2,608	49.74	50.26
5	4	2016	4	16	5,189	8.20	164	63,314	2,477	2,712	47.74	52.26
6	2	2016	5	16	5,188	8.19	165	63,314	2,513	2,675	48.44	51.56
6	16	2016	5	18	5,188	8.19	166	63,314	2,532	2,656	48.80	51.20
11	10	2016	5	16	5,187	8.19	167	63,314	2,520	2,667	48.58	51.42
5	10	2016	3	16	5,185	8.19	168	63,314	2,500	2,685	48.22	51.78
6	1	2016	4	16	5,185	8.19	169	63,314	2,505	2,680	48.31	51.69

MO	DY	YR	DAY OF WK	HR	HR VOL	PERCENT OF AADT	HOUR NUMBER	AADT	EAST VOLUME	WEST VOLUME	PERCENT EAST IS OF TOTAL VOLUME	PERCENT WEST IS OF TOTAL VOLUME
10	19	2016	4	17	5,184	8.19	170	63,314	2,564	2,620	49.46	50.54
8	18	2016	5	17	5,182	8.18	171	63,314	2,551	2,631	49.23	50.77
10	20	2016	5	16	5,181	8.18	172	63,314	2,515	2,666	48.54	51.46
6	9	2016	5	17	5,180	8.18	173	63,314	2,538	2,642	49.00	51.00
9	15	2016	5	16	5,180	8.18	174	63,314	2,489	2,691	48.05	51.95
4	13	2016	4	17	5,177	8.18	175	63,314	2,524	2,653	48.75	51.25
7	8	2016	6	16	5,174	8.17	176	63,314	2,578	2,596	49.83	50.17
7	22	2016	6	17	5,174	8.17	177	63,314	2,700	2,474	52.18	47.82
2	24	2016	4	17	5,171	8.17	178	63,314	2,482	2,689	48.00	52.00
6	22	2016	4	16	5,171	8.17	179	63,314	2,430	2,741	46.99	53.01
6	8	2016	4	17	5,168	8.16	180	63,314	2,454	2,714	47.48	52.52
2	26	2016	6	17	5,166	8.16	181	63,314	2,496	2,670	48.32	51.68
8	5	2016	6	15	5,161	8.15	182	63,314	2,612	2,549	50.61	49.39
10	12	2016	4	18	5,161	8.15	183	63,314	2,501	2,660	48.46	51.54
4	21	2016	5	16	5,160	8.15	184	63,314	2,553	2,607	49.48	50.52
5	6	2016	6	17	5,160	8.15	185	63,314	2,456	2,704	47.60	52.40
12	20	2016	3	18	5,160	8.15	186	63,314	2,492	2,668	48.29	51.71
12	16	2016	6	17	5,159	8.15	187	63,314	2,539	2,620	49.21	50.79
7	12	2016	3	17	5,157	8.15	188	63,314	2,548	2,609	49.41	50.59
5	3	2016	3	16	5,156	8.14	189	63,314	2,470	2,686	47.91	52.09
8	26	2016	6	15	5,153	8.14	190	63,314	2,503	2,650	48.57	51.43
5	5	2016	5	18	5,152	8.14	191	63,314	2,576	2,576	50.00	50.00
8	12	2016	6	17	5,151	8.14	192	63,314	2,752	2,399	53.43	46.57
8	25	2016	5	18	5,150	8.13	193	63,314	2,628	2,522	51.03	48.97
2	2	2016	3	17	5,149	8.13	194	63,314	2,447	2,702	47.52	52.48
6	29	2016	4	16	5,148	8.13	195	63,314	2,464	2,684	47.86	52.14
7	21	2016	5	16	5,148	8.13	196	63,314	2,482	2,666	48.21	51.79
8	11	2016	5	17	5,147	8.13	197	63,314	2,565	2,582	49.83	50.17
9	9	2016	6	18	5,145	8.13	198	63,314	2,386	2,759	46.38	53.62
11	2	2016	4	17	5,145	8.13	199	63,314	2,557	2,588	49.70	50.30
8	13	2016	7	13	5,144	8.12	200	63,314	2,427	2,717	47.18	52.82



AADT= 11,799      K 30 FACTOR= 10.19      K 100 FACTOR= 9.77      K 200 FACTOR= 9.46      D 30 FACTOR= 55.41



MO	DY	YR	DAY OF WK	HR	HR VOL	PERCENT OF AADT	HOUR NUMBER	AADT	NORTH VOLUME	SOUTH VOLUME	PERCENT NORTH IS OF TOTAL VOLUME	PERCENT SOUTH IS OF TOTAL VOLUME
4	16	2016	7	14	1,570	13.31	1	11,799	817	753	52.04	47.96
4	16	2016	7	13	1,368	11.59	2	11,799	695	673	50.80	49.20
4	16	2016	7	15	1,312	11.12	3	11,799	635	677	48.40	51.60
5	13	2016	6	17	1,284	10.88	4	11,799	776	508	60.44	39.56
5	13	2016	6	18	1,278	10.83	5	11,799	757	521	59.23	40.77
6	4	2016	7	13	1,273	10.79	6	11,799	788	485	61.90	38.10
5	6	2016	6	17	1,253	10.62	7	11,799	732	521	58.42	41.58
5	6	2016	6	16	1,248	10.58	8	11,799	717	531	57.45	42.55
5	12	2016	5	17	1,245	10.55	9	11,799	727	518	58.39	41.61
9	22	2016	5	17	1,240	10.51	10	11,799	747	493	60.24	39.76
5	20	2016	6	17	1,237	10.48	11	11,799	734	503	59.34	40.66
4	15	2016	6	17	1,234	10.46	12	11,799	703	531	56.97	43.03
8	12	2016	6	17	1,229	10.42	13	11,799	769	460	62.57	37.43
6	17	2016	6	17	1,228	10.41	14	11,799	724	504	58.96	41.04
6	30	2016	5	17	1,225	10.38	15	11,799	701	524	57.22	42.78
9	16	2016	6	17	1,225	10.38	16	11,799	717	508	58.53	41.47

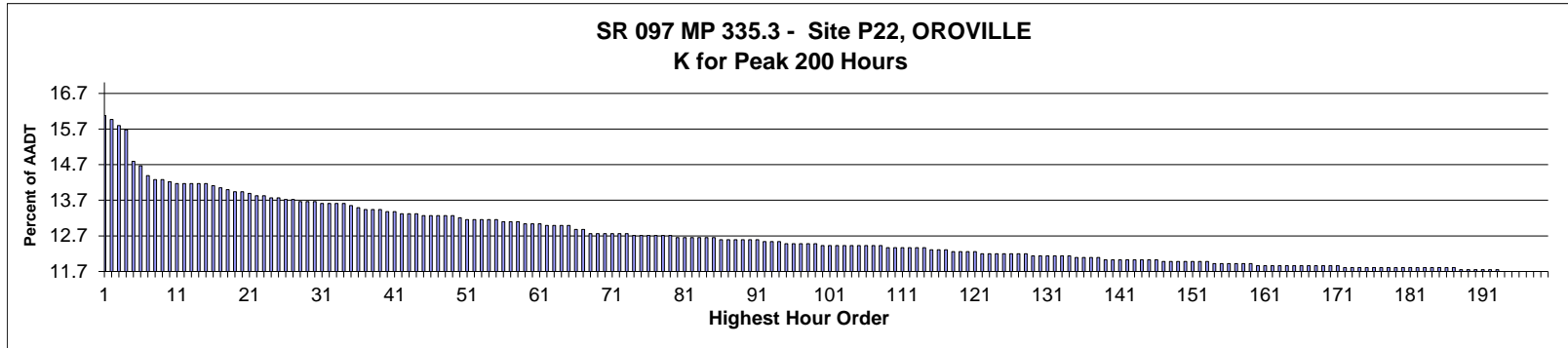


MO	DY	YR	DAY OF WK	HR	HR VOL	PERCENT OF AADT	HOUR NUMBER	AADT	NORTH VOLUME	SOUTH VOLUME	PERCENT NORTH IS OF TOTAL VOLUME	PERCENT SOUTH IS OF TOTAL VOLUME
7	1	2016	6	17	1,224	10.37	17	11,799	743	481	60.70	39.30
10	28	2016	6	17	1,224	10.37	18	11,799	745	479	60.87	39.13
3	18	2016	6	17	1,219	10.33	19	11,799	704	515	57.75	42.25
6	17	2016	6	16	1,218	10.32	20	11,799	671	547	55.09	44.91
6	1	2016	4	17	1,216	10.31	21	11,799	679	537	55.84	44.16
10	12	2016	4	17	1,216	10.31	22	11,799	704	512	57.89	42.11
5	7	2016	7	12	1,215	10.30	23	11,799	751	464	61.81	38.19
4	18	2016	2	17	1,213	10.28	24	11,799	701	512	57.79	42.21
5	11	2016	4	17	1,213	10.28	25	11,799	691	522	56.97	43.03
10	11	2016	3	17	1,212	10.27	26	11,799	708	504	58.42	41.58
6	10	2016	6	17	1,204	10.20	27	11,799	725	479	60.22	39.78
9	28	2016	4	17	1,204	10.20	28	11,799	690	514	57.31	42.69
5	31	2016	3	17	1,203	10.20	29	11,799	704	499	58.52	41.48
3	10	2016	5	17	1,202	10.19	30	11,799	666	536	55.41	44.59
5	2	2016	2	17	1,201	10.18	31	11,799	725	476	60.37	39.63
5	7	2016	7	17	1,199	10.16	32	11,799	739	460	61.63	38.37
9	30	2016	6	17	1,199	10.16	33	11,799	694	505	57.88	42.12
3	17	2016	5	17	1,198	10.15	34	11,799	667	531	55.68	44.32
6	3	2016	6	16	1,197	10.14	35	11,799	696	501	58.15	41.85
5	6	2016	6	18	1,196	10.14	36	11,799	740	456	61.87	38.13
6	2	2016	5	17	1,195	10.13	37	11,799	742	453	62.09	37.91
2	12	2016	6	17	1,193	10.11	38	11,799	719	474	60.27	39.73
5	27	2016	6	17	1,193	10.11	39	11,799	740	453	62.03	37.97
6	10	2016	6	16	1,192	10.10	40	11,799	681	511	57.13	42.87
6	3	2016	6	18	1,191	10.09	41	11,799	682	509	57.26	42.74
5	3	2016	3	17	1,189	10.08	42	11,799	696	493	58.54	41.46
9	9	2016	6	17	1,187	10.06	43	11,799	714	473	60.15	39.85
5	25	2016	4	17	1,185	10.04	44	11,799	698	487	58.90	41.10
3	18	2016	6	18	1,184	10.03	45	11,799	722	462	60.98	39.02
4	27	2016	4	17	1,184	10.03	46	11,799	705	479	59.54	40.46
6	4	2016	7	12	1,184	10.03	47	11,799	755	429	63.77	36.23
6	12	2016	1	13	1,183	10.03	48	11,799	709	474	59.93	40.07
5	7	2016	7	13	1,181	10.01	49	11,799	752	429	63.67	36.33
5	5	2016	5	18	1,180	10.00	50	11,799	751	429	63.64	36.36
6	1	2016	4	18	1,180	10.00	51	11,799	640	540	54.24	45.76
6	4	2016	7	14	1,180	10.00	52	11,799	717	463	60.76	39.24
6	3	2016	6	17	1,179	9.99	53	11,799	695	484	58.95	41.05
2	16	2016	3	17	1,178	9.98	54	11,799	692	486	58.74	41.26
5	10	2016	3	17	1,178	9.98	55	11,799	687	491	58.32	41.68
4	20	2016	4	16	1,175	9.96	56	11,799	611	564	52.00	48.00
4	19	2016	3	18	1,174	9.95	57	11,799	669	505	56.98	43.02
5	5	2016	5	17	1,174	9.95	58	11,799	720	454	61.33	38.67
8	25	2016	5	17	1,174	9.95	59	11,799	677	497	57.67	42.33
8	12	2016	6	16	1,173	9.94	60	11,799	732	441	62.40	37.60
4	19	2016	3	17	1,172	9.93	61	11,799	687	485	58.62	41.38
11	4	2016	6	17	1,172	9.93	62	11,799	693	479	59.13	40.87
3	2	2016	4	17	1,171	9.92	63	11,799	668	503	57.05	42.95
8	4	2016	5	16	1,171	9.92	64	11,799	772	399	65.93	34.07
8	19	2016	6	17	1,171	9.92	65	11,799	742	429	63.36	36.64
8	26	2016	6	17	1,171	9.92	66	11,799	716	455	61.14	38.86
8	4	2016	5	17	1,170	9.92	67	11,799	698	472	59.66	40.34

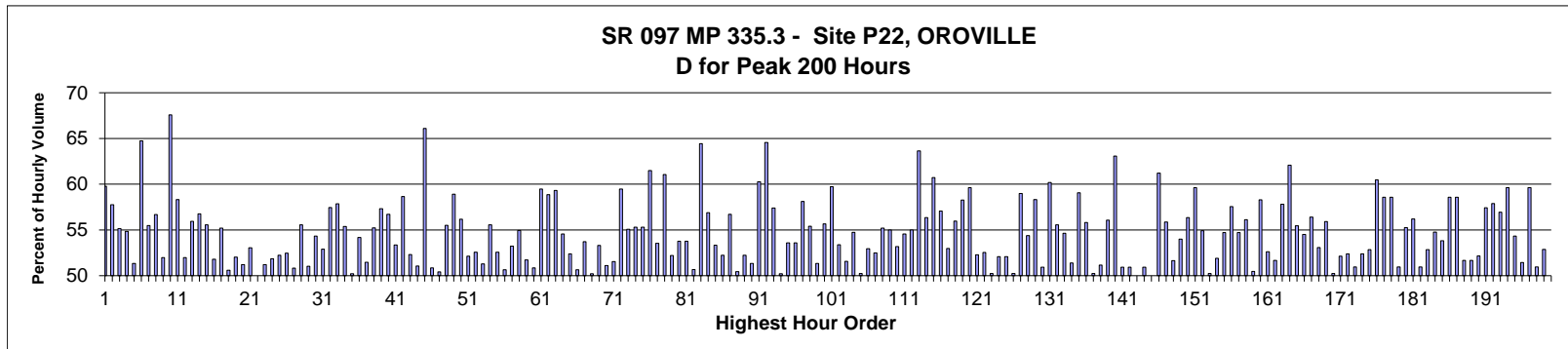
MO	DY	YR	DAY OF WK	HR	HR VOL	PERCENT OF AADT	HOUR NUMBER	AADT	NORTH VOLUME	SOUTH VOLUME	PERCENT NORTH IS OF TOTAL VOLUME	PERCENT SOUTH IS OF TOTAL VOLUME
8	17	2016	4	17	1,169	9.91	68	11,799	689	480	58.94	41.06
2	12	2016	6	16	1,168	9.90	69	11,799	706	462	60.45	39.55
7	1	2016	6	18	1,168	9.90	70	11,799	714	454	61.13	38.87
6	4	2016	7	16	1,167	9.89	71	11,799	713	454	61.10	38.90
6	7	2016	3	17	1,167	9.89	72	11,799	679	488	58.18	41.82
11	10	2016	5	17	1,167	9.89	73	11,799	645	522	55.27	44.73
5	26	2016	5	16	1,166	9.88	74	11,799	632	534	54.20	45.80
4	20	2016	4	17	1,165	9.87	75	11,799	707	458	60.69	39.31
9	29	2016	5	17	1,165	9.87	76	11,799	706	459	60.60	39.40
5	19	2016	5	17	1,164	9.87	77	11,799	691	473	59.36	40.64
6	8	2016	4	17	1,164	9.87	78	11,799	675	489	57.99	42.01
6	10	2016	6	18	1,164	9.87	79	11,799	686	478	58.93	41.07
6	11	2016	7	13	1,164	9.87	80	11,799	738	426	63.40	36.60
5	20	2016	6	18	1,163	9.86	81	11,799	691	472	59.42	40.58
9	2	2016	6	17	1,163	9.86	82	11,799	689	474	59.24	40.76
4	15	2016	6	18	1,161	9.84	83	11,799	695	466	59.86	40.14
5	7	2016	7	14	1,161	9.84	84	11,799	691	470	59.52	40.48
2	24	2016	4	17	1,160	9.83	85	11,799	674	486	58.10	41.90
4	9	2016	7	14	1,160	9.83	86	11,799	724	436	62.41	37.59
10	31	2016	2	17	1,160	9.83	87	11,799	642	518	55.34	44.66
4	29	2016	6	18	1,159	9.82	88	11,799	713	446	61.52	38.48
9	21	2016	4	17	1,159	9.82	89	11,799	702	457	60.57	39.43
12	15	2016	5	17	1,159	9.82	90	11,799	708	451	61.09	38.91
4	20	2016	4	18	1,158	9.81	91	11,799	694	464	59.93	40.07
8	11	2016	5	18	1,157	9.81	92	11,799	687	470	59.38	40.62
4	15	2016	6	16	1,156	9.80	93	11,799	646	510	55.88	44.12
6	9	2016	5	17	1,156	9.80	94	11,799	685	471	59.26	40.74
10	6	2016	5	17	1,155	9.79	95	11,799	693	462	60.00	40.00
11	21	2016	2	17	1,155	9.79	96	11,799	687	468	59.48	40.52
2	23	2016	3	17	1,153	9.77	97	11,799	669	484	58.02	41.98
3	24	2016	5	17	1,153	9.77	98	11,799	669	484	58.02	41.98
5	12	2016	5	18	1,153	9.77	99	11,799	709	444	61.49	38.51
8	19	2016	6	18	1,153	9.77	100	11,799	736	417	63.83	36.17
3	18	2016	6	16	1,152	9.76	101	11,799	652	500	56.60	43.40
4	16	2016	7	16	1,152	9.76	102	11,799	632	520	54.86	45.14
6	6	2016	2	17	1,152	9.76	103	11,799	711	441	61.72	38.28
5	7	2016	7	11	1,151	9.76	104	11,799	684	467	59.43	40.57
2	26	2016	6	17	1,150	9.75	105	11,799	665	485	57.83	42.17
4	17	2016	1	13	1,150	9.75	106	11,799	641	509	55.74	44.26
5	24	2016	3	17	1,150	9.75	107	11,799	640	510	55.65	44.35
5	13	2016	6	16	1,149	9.74	108	11,799	662	487	57.62	42.38
11	3	2016	5	17	1,149	9.74	109	11,799	647	502	56.31	43.69
5	3	2016	3	18	1,148	9.73	110	11,799	726	422	63.24	36.76
3	25	2016	6	17	1,146	9.71	111	11,799	639	507	55.76	44.24
5	20	2016	6	16	1,146	9.71	112	11,799	677	469	59.08	40.92
6	11	2016	7	14	1,146	9.71	113	11,799	685	461	59.77	40.23
4	13	2016	4	17	1,145	9.70	114	11,799	634	511	55.37	44.63
8	18	2016	5	18	1,145	9.70	115	11,799	673	472	58.78	41.22
11	8	2016	3	17	1,145	9.70	116	11,799	647	498	56.51	43.49
5	7	2016	7	18	1,144	9.70	117	11,799	661	483	57.78	42.22
6	15	2016	4	17	1,144	9.70	118	11,799	662	482	57.87	42.13

MO	DY	YR	DAY OF WK	HR	HR VOL	PERCENT OF AADT	HOUR NUMBER	AADT	NORTH VOLUME	SOUTH VOLUME	PERCENT NORTH IS OF TOTAL VOLUME	PERCENT SOUTH IS OF TOTAL VOLUME
8	11	2016	5	17	1,144	9.70	119	11,799	711	433	62.15	37.85
2	19	2016	6	17	1,143	9.69	120	11,799	661	482	57.83	42.17
5	26	2016	5	17	1,143	9.69	121	11,799	659	484	57.66	42.34
8	30	2016	3	18	1,143	9.69	122	11,799	653	490	57.13	42.87
5	9	2016	2	17	1,142	9.68	123	11,799	648	494	56.74	43.26
5	23	2016	2	17	1,142	9.68	124	11,799	671	471	58.76	41.24
9	26	2016	2	17	1,142	9.68	125	11,799	640	502	56.04	43.96
3	8	2016	3	17	1,141	9.67	126	11,799	692	449	60.65	39.35
2	26	2016	6	16	1,140	9.66	127	11,799	621	519	54.47	45.53
8	24	2016	4	18	1,140	9.66	128	11,799	666	474	58.42	41.58
1	8	2016	6	17	1,139	9.65	129	11,799	681	458	59.79	40.21
2	4	2016	5	17	1,139	9.65	130	11,799	658	481	57.77	42.23
3	3	2016	5	17	1,139	9.65	131	11,799	654	485	57.42	42.58
4	22	2016	6	16	1,139	9.65	132	11,799	639	500	56.10	43.90
5	31	2016	3	18	1,139	9.65	133	11,799	701	438	61.55	38.45
8	26	2016	6	16	1,139	9.65	134	11,799	680	459	59.70	40.30
1	14	2016	5	17	1,138	9.64	135	11,799	652	486	57.29	42.71
3	11	2016	6	17	1,138	9.64	136	11,799	671	467	58.96	41.04
6	11	2016	7	12	1,138	9.64	137	11,799	696	442	61.16	38.84
5	10	2016	3	18	1,137	9.64	138	11,799	699	438	61.48	38.52
8	19	2016	6	16	1,137	9.64	139	11,799	660	477	58.05	41.95
9	20	2016	3	17	1,137	9.64	140	11,799	657	480	57.78	42.22
8	18	2016	5	17	1,136	9.63	141	11,799	670	466	58.98	41.02
4	26	2016	3	18	1,135	9.62	142	11,799	676	459	59.56	40.44
4	26	2016	3	17	1,134	9.61	143	11,799	698	436	61.55	38.45
6	2	2016	5	16	1,134	9.61	144	11,799	683	451	60.23	39.77
9	7	2016	4	17	1,133	9.60	145	11,799	668	465	58.96	41.04
4	14	2016	5	17	1,132	9.59	146	11,799	626	506	55.30	44.70
5	7	2016	7	15	1,132	9.59	147	11,799	656	476	57.95	42.05
4	11	2016	2	17	1,131	9.59	148	11,799	625	506	55.26	44.74
5	2	2016	2	18	1,131	9.59	149	11,799	666	465	58.89	41.11
6	4	2016	7	15	1,131	9.59	150	11,799	679	452	60.04	39.96
7	29	2016	6	18	1,131	9.59	151	11,799	684	447	60.48	39.52
10	3	2016	2	17	1,131	9.59	152	11,799	635	496	56.15	43.85
3	25	2016	6	18	1,130	9.58	153	11,799	664	466	58.76	41.24
4	28	2016	5	17	1,130	9.58	154	11,799	658	472	58.23	41.77
5	11	2016	4	16	1,130	9.58	155	11,799	612	518	54.16	45.84
8	23	2016	3	18	1,130	9.58	156	11,799	677	453	59.91	40.09
2	25	2016	5	17	1,129	9.57	157	11,799	606	523	53.68	46.32
4	22	2016	6	18	1,129	9.57	158	11,799	674	455	59.70	40.30
11	14	2016	2	17	1,129	9.57	159	11,799	645	484	57.13	42.87
6	28	2016	3	17	1,128	9.56	160	11,799	663	465	58.78	41.22
7	15	2016	6	18	1,128	9.56	161	11,799	680	448	60.28	39.72
4	29	2016	6	17	1,127	9.55	162	11,799	688	439	61.05	38.95
5	18	2016	4	17	1,127	9.55	163	11,799	669	458	59.36	40.64
5	26	2016	5	18	1,127	9.55	164	11,799	633	494	56.17	43.83
5	27	2016	6	18	1,127	9.55	165	11,799	704	423	62.47	37.53
7	8	2016	6	17	1,127	9.55	166	11,799	648	479	57.50	42.50
8	21	2016	1	17	1,127	9.55	167	11,799	380	747	33.72	66.28
9	8	2016	5	17	1,127	9.55	168	11,799	661	466	58.65	41.35
9	14	2016	4	17	1,127	9.55	169	11,799	691	436	61.31	38.69

MO	DY	YR	DAY OF WK	HR	HR VOL	PERCENT OF AADT	HOUR NUMBER	AADT	NORTH VOLUME	SOUTH VOLUME	PERCENT NORTH IS OF TOTAL VOLUME	PERCENT SOUTH IS OF TOTAL VOLUME
3	23	2016	4	17	1,126	9.54	170	11,799	646	480	57.37	42.63
10	12	2016	4	18	1,126	9.54	171	11,799	626	500	55.60	44.40
12	7	2016	4	17	1,126	9.54	172	11,799	658	468	58.44	41.56
1	15	2016	6	17	1,125	9.53	173	11,799	663	462	58.93	41.07
4	9	2016	7	17	1,125	9.53	174	11,799	575	550	51.11	48.89
5	4	2016	4	16	1,125	9.53	175	11,799	652	473	57.96	42.04
2	18	2016	5	17	1,124	9.53	176	11,799	627	497	55.78	44.22
5	4	2016	4	17	1,124	9.53	177	11,799	727	397	64.68	35.32
4	30	2016	7	14	1,123	9.52	178	11,799	658	465	58.59	41.41
10	19	2016	4	17	1,123	9.52	179	11,799	663	460	59.04	40.96
11	18	2016	6	17	1,123	9.52	180	11,799	655	468	58.33	41.67
1	6	2016	4	17	1,122	9.51	181	11,799	646	476	57.58	42.42
6	5	2016	1	13	1,122	9.51	182	11,799	657	465	58.56	41.44
8	26	2016	6	18	1,122	9.51	183	11,799	711	411	63.37	36.63
9	9	2016	6	16	1,122	9.51	184	11,799	684	438	60.96	39.04
10	5	2016	4	17	1,122	9.51	185	11,799	651	471	58.02	41.98
6	17	2016	6	18	1,121	9.50	186	11,799	650	471	57.98	42.02
7	2	2016	7	14	1,121	9.50	187	11,799	712	409	63.51	36.49
2	5	2016	6	17	1,120	9.49	188	11,799	674	446	60.18	39.82
2	9	2016	3	17	1,120	9.49	189	11,799	636	484	56.79	43.21
6	22	2016	4	17	1,120	9.49	190	11,799	643	477	57.41	42.59
9	2	2016	6	18	1,119	9.48	191	11,799	698	421	62.38	37.62
10	5	2016	4	18	1,119	9.48	192	11,799	615	504	54.96	45.04
12	14	2016	4	17	1,119	9.48	193	11,799	641	478	57.28	42.72
4	9	2016	7	16	1,118	9.48	194	11,799	644	474	57.60	42.40
6	21	2016	3	17	1,118	9.48	195	11,799	626	492	55.99	44.01
3	4	2016	6	17	1,117	9.47	196	11,799	651	466	58.28	41.72
5	18	2016	4	16	1,117	9.47	197	11,799	636	481	56.94	43.06
6	11	2016	7	16	1,117	9.47	198	11,799	629	488	56.31	43.69
4	8	2016	6	17	1,116	9.46	199	11,799	651	465	58.33	41.67
8	22	2016	2	17	1,116	9.46	200	11,799	657	459	58.87	41.13



AADT= 1,780      K 30 FACTOR= 13.65      K 100 FACTOR= 12.42      K 200 FACTOR= 11.69      D 30 FACTOR= 54.32



MO	DY	YR	DAY OF WK	HR	HR VOL	PERCENT OF AADT	HOUR NUMBER	AADT	NORTH VOLUME	SOUTH VOLUME	PERCENT NORTH IS OF TOTAL VOLUME	PERCENT SOUTH IS OF TOTAL VOLUME
7	22	2016	6	13	286	16.07	1	1,780	115	171	40.21	59.79
8	11	2016	5	15	284	15.96	2	1,780	164	120	57.75	42.25
7	5	2016	3	12	281	15.79	3	1,780	126	155	44.84	55.16
1	12	2016	3	13	279	15.67	4	1,780	126	153	45.16	54.84
8	15	2016	2	14	263	14.78	5	1,780	128	135	48.67	51.33
9	2	2016	6	11	261	14.66	6	1,780	92	169	35.25	64.75
9	1	2016	5	12	256	14.38	7	1,780	114	142	44.53	55.47
8	2	2016	3	15	254	14.27	8	1,780	144	110	56.69	43.31
8	6	2016	7	14	254	14.27	9	1,780	122	132	48.03	51.97
5	23	2016	2	14	253	14.21	10	1,780	171	82	67.59	32.41
5	23	2016	2	12	252	14.16	11	1,780	147	105	58.33	41.67
6	24	2016	6	15	252	14.16	12	1,780	131	121	51.98	48.02
7	16	2016	7	13	252	14.16	13	1,780	111	141	44.05	55.95
7	27	2016	4	14	252	14.16	14	1,780	109	143	43.25	56.75
9	2	2016	6	13	252	14.16	15	1,780	112	140	44.44	55.56
7	5	2016	3	13	251	14.10	16	1,780	121	130	48.21	51.79

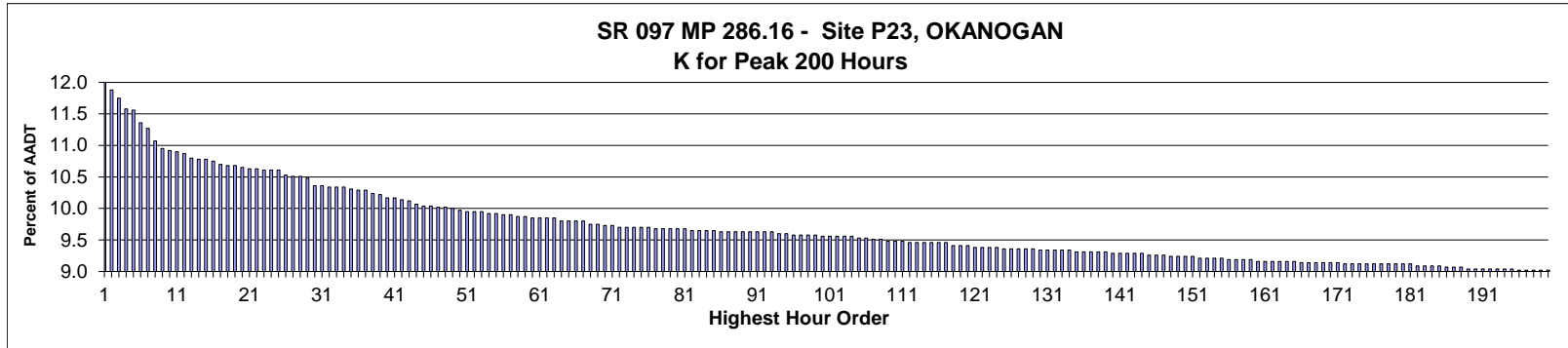
MO	DY	YR	DAY OF WK	HR	HR VOL	PERCENT OF AADT	HOUR NUMBER	AADT	NORTH VOLUME	SOUTH VOLUME	PERCENT NORTH IS OF TOTAL VOLUME	PERCENT SOUTH IS OF TOTAL VOLUME
7	30	2016	7	12	250	14.04	17	1,780	112	138	44.80	55.20
7	5	2016	3	11	249	13.99	18	1,780	126	123	50.60	49.40
7	8	2016	6	12	248	13.93	19	1,780	129	119	52.02	47.98
8	5	2016	6	12	248	13.93	20	1,780	121	127	48.79	51.21
8	5	2016	6	13	247	13.88	21	1,780	116	131	46.96	53.04
7	29	2016	6	13	246	13.82	22	1,780	123	123	50.00	50.00
8	1	2016	2	13	246	13.82	23	1,780	126	120	51.22	48.78
8	4	2016	5	13	245	13.76	24	1,780	127	118	51.84	48.16
8	6	2016	7	12	245	13.76	25	1,780	117	128	47.76	52.24
7	15	2016	6	13	244	13.71	26	1,780	116	128	47.54	52.46
8	19	2016	6	15	244	13.71	27	1,780	124	120	50.82	49.18
7	8	2016	6	13	243	13.65	28	1,780	108	135	44.44	55.56
7	9	2016	7	13	243	13.65	29	1,780	119	124	48.97	51.03
9	5	2016	2	14	243	13.65	30	1,780	132	111	54.32	45.68
7	5	2016	3	15	242	13.60	31	1,780	128	114	52.89	47.11
7	15	2016	6	16	242	13.60	32	1,780	103	139	42.56	57.44
7	22	2016	6	12	242	13.60	33	1,780	102	140	42.15	57.85
8	7	2016	1	12	242	13.60	34	1,780	108	134	44.63	55.37
8	11	2016	5	14	241	13.54	35	1,780	120	121	49.79	50.21
9	2	2016	6	15	240	13.48	36	1,780	110	130	45.83	54.17
7	7	2016	5	12	239	13.43	37	1,780	116	123	48.54	51.46
8	10	2016	4	12	239	13.43	38	1,780	107	132	44.77	55.23
8	10	2016	4	14	239	13.43	39	1,780	102	137	42.68	57.32
6	24	2016	6	12	238	13.37	40	1,780	103	135	43.28	56.72
7	7	2016	5	16	238	13.37	41	1,780	127	111	53.36	46.64
8	2	2016	3	12	237	13.31	42	1,780	98	139	41.35	58.65
8	8	2016	2	12	237	13.31	43	1,780	113	124	47.68	52.32
9	16	2016	6	13	237	13.31	44	1,780	116	121	48.95	51.05
1	12	2016	3	12	236	13.26	45	1,780	80	156	33.90	66.10
8	4	2016	5	14	236	13.26	46	1,780	120	116	50.85	49.15
8	9	2016	3	14	236	13.26	47	1,780	119	117	50.42	49.58
8	11	2016	5	16	236	13.26	48	1,780	105	131	44.49	55.51
9	1	2016	5	11	236	13.26	49	1,780	97	139	41.10	58.90
8	1	2016	2	14	235	13.20	50	1,780	132	103	56.17	43.83
7	1	2016	6	15	234	13.15	51	1,780	112	122	47.86	52.14
7	22	2016	6	15	234	13.15	52	1,780	123	111	52.56	47.44
7	30	2016	7	14	234	13.15	53	1,780	120	114	51.28	48.72
8	2	2016	3	11	234	13.15	54	1,780	104	130	44.44	55.56
8	11	2016	5	13	234	13.15	55	1,780	111	123	47.44	52.56
7	15	2016	6	14	233	13.09	56	1,780	115	118	49.36	50.64
7	29	2016	6	14	233	13.09	57	1,780	109	124	46.78	53.22
8	15	2016	2	12	233	13.09	58	1,780	128	105	54.94	45.06
1	12	2016	3	14	232	13.03	59	1,780	120	112	51.72	48.28
7	25	2016	2	14	232	13.03	60	1,780	118	114	50.86	49.14
9	5	2016	2	12	232	13.03	61	1,780	138	94	59.48	40.52
7	15	2016	6	12	231	12.98	62	1,780	95	136	41.13	58.87
7	29	2016	6	17	231	12.98	63	1,780	94	137	40.69	59.31
8	5	2016	6	11	231	12.98	64	1,780	105	126	45.45	54.55
8	20	2016	7	12	231	12.98	65	1,780	110	121	47.62	52.38
6	24	2016	6	13	229	12.87	66	1,780	113	116	49.34	50.66
8	2	2016	3	13	229	12.87	67	1,780	106	123	46.29	53.71

MO	DY	YR	DAY OF WK	HR	HR VOL	PERCENT OF AADT	HOUR NUMBER	AADT	NORTH VOLUME	SOUTH VOLUME	PERCENT NORTH IS OF TOTAL VOLUME	PERCENT SOUTH IS OF TOTAL VOLUME
7	7	2016	5	15	227	12.75	68	1,780	114	113	50.22	49.78
7	15	2016	6	15	227	12.75	69	1,780	106	121	46.70	53.30
8	3	2016	4	15	227	12.75	70	1,780	116	111	51.10	48.90
8	8	2016	2	13	227	12.75	71	1,780	117	110	51.54	48.46
8	27	2016	7	11	227	12.75	72	1,780	92	135	40.53	59.47
9	2	2016	6	16	227	12.75	73	1,780	125	102	55.07	44.93
1	13	2016	4	14	226	12.70	74	1,780	125	101	55.31	44.69
7	29	2016	6	11	226	12.70	75	1,780	101	125	44.69	55.31
7	29	2016	6	12	226	12.70	76	1,780	87	139	38.50	61.50
8	8	2016	2	17	226	12.70	77	1,780	105	121	46.46	53.54
8	10	2016	4	16	226	12.70	78	1,780	138	88	61.06	38.94
8	25	2016	5	13	226	12.70	79	1,780	108	118	47.79	52.21
7	5	2016	3	14	225	12.64	80	1,780	121	104	53.78	46.22
7	8	2016	6	15	225	12.64	81	1,780	104	121	46.22	53.78
7	14	2016	5	15	225	12.64	82	1,780	114	111	50.67	49.33
8	1	2016	2	12	225	12.64	83	1,780	145	80	64.44	35.56
8	19	2016	6	12	225	12.64	84	1,780	97	128	43.11	56.89
9	1	2016	5	17	225	12.64	85	1,780	105	120	46.67	53.33
7	1	2016	6	14	224	12.58	86	1,780	117	107	52.23	47.77
7	12	2016	3	11	224	12.58	87	1,780	97	127	43.30	56.70
7	19	2016	3	13	224	12.58	88	1,780	111	113	49.55	50.45
8	6	2016	7	11	224	12.58	89	1,780	107	117	47.77	52.23
8	26	2016	6	15	224	12.58	90	1,780	109	115	48.66	51.34
9	16	2016	6	12	224	12.58	91	1,780	89	135	39.73	60.27
5	23	2016	2	13	223	12.53	92	1,780	144	79	64.57	35.43
8	1	2016	2	15	223	12.53	93	1,780	128	95	57.40	42.60
8	10	2016	4	15	223	12.53	94	1,780	111	112	49.78	50.22
6	30	2016	5	17	222	12.47	95	1,780	103	119	46.40	53.60
8	2	2016	3	16	222	12.47	96	1,780	119	103	53.60	46.40
8	6	2016	7	13	222	12.47	97	1,780	93	129	41.89	58.11
8	18	2016	5	16	222	12.47	98	1,780	123	99	55.41	44.59
9	1	2016	5	13	222	12.47	99	1,780	114	108	51.35	48.65
6	30	2016	5	16	221	12.42	100	1,780	98	123	44.34	55.66
7	1	2016	6	13	221	12.42	101	1,780	89	132	40.27	59.73
7	6	2016	4	13	221	12.42	102	1,780	103	118	46.61	53.39
7	16	2016	7	12	221	12.42	103	1,780	107	114	48.42	51.58
7	20	2016	4	12	221	12.42	104	1,780	100	121	45.25	54.75
8	7	2016	1	14	221	12.42	105	1,780	111	110	50.23	49.77
8	8	2016	2	15	221	12.42	106	1,780	117	104	52.94	47.06
8	19	2016	6	14	221	12.42	107	1,780	105	116	47.51	52.49
8	26	2016	6	13	221	12.42	108	1,780	99	122	44.80	55.20
7	1	2016	6	12	220	12.36	109	1,780	99	121	45.00	55.00
7	2	2016	7	12	220	12.36	110	1,780	103	117	46.82	53.18
7	17	2016	1	14	220	12.36	111	1,780	120	100	54.55	45.45
8	2	2016	3	14	220	12.36	112	1,780	121	99	55.00	45.00
8	8	2016	2	11	220	12.36	113	1,780	80	140	36.36	63.64
9	6	2016	3	12	220	12.36	114	1,780	96	124	43.64	56.36
7	5	2016	3	16	219	12.30	115	1,780	133	86	60.73	39.27
7	18	2016	2	13	219	12.30	116	1,780	94	125	42.92	57.08
8	5	2016	6	15	219	12.30	117	1,780	103	116	47.03	52.97
8	3	2016	4	13	218	12.25	118	1,780	96	122	44.04	55.96

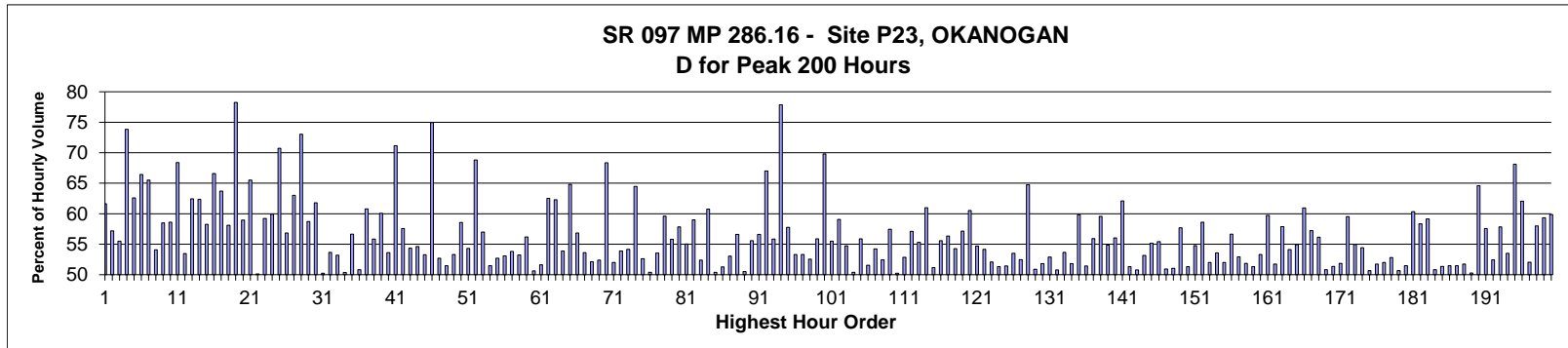
MO	DY	YR	DAY OF WK	HR	HR VOL	PERCENT OF AADT	HOUR NUMBER	AADT	NORTH VOLUME	SOUTH VOLUME	PERCENT NORTH IS OF TOTAL VOLUME	PERCENT SOUTH IS OF TOTAL VOLUME
8	19	2016	6	16	218	12.25	119	1,780	127	91	58.26	41.74
8	22	2016	2	12	218	12.25	120	1,780	88	130	40.37	59.63
8	27	2016	7	13	218	12.25	121	1,780	104	114	47.71	52.29
5	27	2016	6	14	217	12.19	122	1,780	114	103	52.53	47.47
6	17	2016	6	14	217	12.19	123	1,780	108	109	49.77	50.23
7	11	2016	2	15	217	12.19	124	1,780	113	104	52.07	47.93
7	22	2016	6	14	217	12.19	125	1,780	113	104	52.07	47.93
7	23	2016	7	14	217	12.19	126	1,780	109	108	50.23	49.77
7	28	2016	5	12	217	12.19	127	1,780	89	128	41.01	58.99
8	4	2016	5	15	217	12.19	128	1,780	118	99	54.38	45.62
7	6	2016	4	16	216	12.13	129	1,780	126	90	58.33	41.67
7	12	2016	3	15	216	12.13	130	1,780	110	106	50.93	49.07
7	25	2016	2	13	216	12.13	131	1,780	130	86	60.19	39.81
8	5	2016	6	16	216	12.13	132	1,780	120	96	55.56	44.44
8	17	2016	4	12	216	12.13	133	1,780	98	118	45.37	54.63
8	25	2016	5	12	216	12.13	134	1,780	105	111	48.61	51.39
6	30	2016	5	11	215	12.08	135	1,780	88	127	40.93	59.07
7	23	2016	7	13	215	12.08	136	1,780	95	120	44.19	55.81
8	5	2016	6	14	215	12.08	137	1,780	107	108	49.77	50.23
9	2	2016	6	14	215	12.08	138	1,780	110	105	51.16	48.84
3	24	2016	5	15	214	12.02	139	1,780	120	94	56.07	43.93
6	21	2016	3	12	214	12.02	140	1,780	79	135	36.92	63.08
6	24	2016	6	16	214	12.02	141	1,780	109	105	50.93	49.07
6	27	2016	2	15	214	12.02	142	1,780	109	105	50.93	49.07
8	9	2016	3	13	214	12.02	143	1,780	107	107	50.00	50.00
9	2	2016	6	17	214	12.02	144	1,780	105	109	49.07	50.93
9	6	2016	3	14	214	12.02	145	1,780	107	107	50.00	50.00
10	1	2016	7	12	214	12.02	146	1,780	83	131	38.79	61.21
5	20	2016	6	13	213	11.97	147	1,780	94	119	44.13	55.87
7	7	2016	5	13	213	11.97	148	1,780	103	110	48.36	51.64
7	25	2016	2	15	213	11.97	149	1,780	115	98	53.99	46.01
7	29	2016	6	15	213	11.97	150	1,780	93	120	43.66	56.34
8	11	2016	5	12	213	11.97	151	1,780	86	127	40.38	59.62
8	18	2016	5	12	213	11.97	152	1,780	96	117	45.07	54.93
8	22	2016	2	14	213	11.97	153	1,780	107	106	50.23	49.77
7	8	2016	6	14	212	11.91	154	1,780	102	110	48.11	51.89
7	11	2016	2	13	212	11.91	155	1,780	96	116	45.28	54.72
7	14	2016	5	12	212	11.91	156	1,780	90	122	42.45	57.55
7	27	2016	4	11	212	11.91	157	1,780	96	116	45.28	54.72
8	1	2016	2	11	212	11.91	158	1,780	93	119	43.87	56.13
8	17	2016	4	16	212	11.91	159	1,780	105	107	49.53	50.47
6	26	2016	1	14	211	11.85	160	1,780	123	88	58.29	41.71
7	3	2016	1	14	211	11.85	161	1,780	111	100	52.61	47.39
7	8	2016	6	16	211	11.85	162	1,780	109	102	51.66	48.34
7	12	2016	3	12	211	11.85	163	1,780	89	122	42.18	57.82
7	23	2016	7	11	211	11.85	164	1,780	80	131	37.91	62.09
7	29	2016	6	16	211	11.85	165	1,780	94	117	44.55	55.45
8	8	2016	2	16	211	11.85	166	1,780	115	96	54.50	45.50
8	9	2016	3	12	211	11.85	167	1,780	92	119	43.60	56.40
8	22	2016	2	17	211	11.85	168	1,780	99	112	46.92	53.08
8	31	2016	4	12	211	11.85	169	1,780	93	118	44.08	55.92



MO	DY	YR	DAY OF WK	HR	HR VOL	PERCENT OF AADT	HOUR NUMBER	AADT	NORTH VOLUME	SOUTH VOLUME	PERCENT NORTH IS OF TOTAL VOLUME	PERCENT SOUTH IS OF TOTAL VOLUME
9	1	2016	5	16	211	11.85	170	1,780	106	105	50.24	49.76
9	15	2016	5	14	211	11.85	171	1,780	101	110	47.87	52.13
5	20	2016	6	16	210	11.80	172	1,780	100	110	47.62	52.38
6	18	2016	7	14	210	11.80	173	1,780	103	107	49.05	50.95
6	29	2016	4	15	210	11.80	174	1,780	110	100	52.38	47.62
6	30	2016	5	12	210	11.80	175	1,780	99	111	47.14	52.86
6	30	2016	5	13	210	11.80	176	1,780	83	127	39.52	60.48
7	1	2016	6	11	210	11.80	177	1,780	87	123	41.43	58.57
7	9	2016	7	14	210	11.80	178	1,780	123	87	58.57	41.43
7	12	2016	3	13	210	11.80	179	1,780	103	107	49.05	50.95
7	21	2016	5	12	210	11.80	180	1,780	94	116	44.76	55.24
8	1	2016	2	17	210	11.80	181	1,780	118	92	56.19	43.81
8	25	2016	5	14	210	11.80	182	1,780	103	107	49.05	50.95
8	26	2016	6	12	210	11.80	183	1,780	99	111	47.14	52.86
9	4	2016	1	15	210	11.80	184	1,780	115	95	54.76	45.24
9	12	2016	2	13	210	11.80	185	1,780	97	113	46.19	53.81
9	15	2016	5	11	210	11.80	186	1,780	87	123	41.43	58.57
9	19	2016	2	13	210	11.80	187	1,780	87	123	41.43	58.57
1	9	2016	7	12	209	11.74	188	1,780	101	108	48.33	51.67
5	27	2016	6	13	209	11.74	189	1,780	108	101	51.67	48.33
6	23	2016	5	13	209	11.74	190	1,780	100	109	47.85	52.15
7	5	2016	3	17	209	11.74	191	1,780	120	89	57.42	42.58
8	9	2016	3	16	209	11.74	192	1,780	121	88	57.89	42.11
8	16	2016	3	14	209	11.74	193	1,780	119	90	56.94	43.06
1	12	2016	3	15	208	11.69	194	1,780	124	84	59.62	40.38
5	21	2016	7	12	208	11.69	195	1,780	95	113	45.67	54.33
6	3	2016	6	16	208	11.69	196	1,780	107	101	51.44	48.56
7	7	2016	5	14	208	11.69	197	1,780	124	84	59.62	40.38
7	10	2016	1	13	208	11.69	198	1,780	106	102	50.96	49.04
7	15	2016	6	17	208	11.69	199	1,780	110	98	52.88	47.12
7	30	2016	7	15	208	11.69	200	1,780	104	104	50.00	50.00



AADT= 4,092      K 30 FACTOR= 10.36      K 100 FACTOR= 9.56      K 200 FACTOR= 9.02      D 30 FACTOR= 61.79



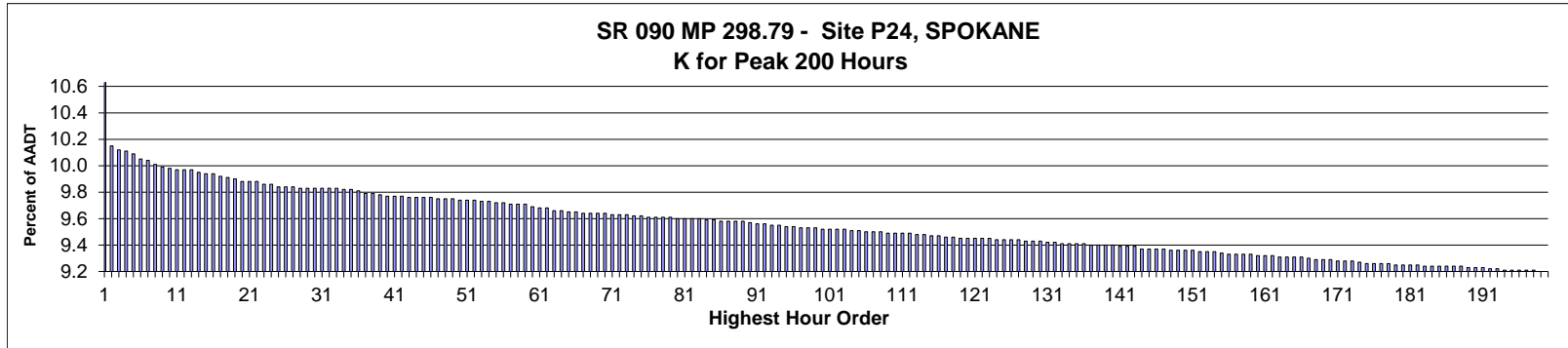
MO	DY	YR	DAY OF WK	HR	HR VOL	PERCENT OF AADT	HOUR NUMBER	AADT	NORTH VOLUME	SOUTH VOLUME	PERCENT NORTH IS OF TOTAL VOLUME	PERCENT SOUTH IS OF TOTAL VOLUME
8	14	2016	1	13	495	12.10	1	4,092	190	305	38.38	61.62
8	14	2016	1	14	486	11.88	2	4,092	208	278	42.80	57.20
5	27	2016	6	17	481	11.75	3	4,092	267	214	55.51	44.49
10	23	2016	1	14	474	11.58	4	4,092	124	350	26.16	73.84
8	12	2016	6	18	473	11.56	5	4,092	296	177	62.58	37.42
10	23	2016	1	15	465	11.36	6	4,092	156	309	33.55	66.45
8	14	2016	1	12	461	11.27	7	4,092	159	302	34.49	65.51
9	2	2016	6	17	453	11.07	8	4,092	245	208	54.08	45.92
7	1	2016	6	15	448	10.95	9	4,092	262	186	58.48	41.52
8	12	2016	6	17	447	10.92	10	4,092	262	185	58.61	41.39
8	14	2016	1	18	446	10.90	11	4,092	141	305	31.61	68.39
10	13	2016	5	16	445	10.87	12	4,092	238	207	53.48	46.52
10	14	2016	6	16	442	10.80	13	4,092	276	166	62.44	37.56
7	22	2016	6	18	441	10.78	14	4,092	275	166	62.36	37.64
9	2	2016	6	18	441	10.78	15	4,092	257	184	58.28	41.72
10	14	2016	6	15	440	10.75	16	4,092	293	147	66.59	33.41

MO	DY	YR	DAY OF WK	HR	HR VOL	PERCENT OF AADT	HOUR NUMBER	AADT	NORTH VOLUME	SOUTH VOLUME	PERCENT NORTH IS OF TOTAL VOLUME	PERCENT SOUTH IS OF TOTAL VOLUME
10	14	2016	6	14	438	10.70	17	4,092	279	159	63.70	36.30
8	11	2016	5	17	437	10.68	18	4,092	254	183	58.12	41.88
8	13	2016	7	19	437	10.68	19	4,092	342	95	78.26	21.74
10	21	2016	6	17	436	10.65	20	4,092	257	179	58.94	41.06
10	14	2016	6	17	435	10.63	21	4,092	285	150	65.52	34.48
10	20	2016	5	16	435	10.63	22	4,092	217	218	49.89	50.11
8	14	2016	1	15	434	10.61	23	4,092	177	257	40.78	59.22
10	14	2016	6	18	434	10.61	24	4,092	260	174	59.91	40.09
10	23	2016	1	16	434	10.61	25	4,092	127	307	29.26	70.74
9	23	2016	6	17	431	10.53	26	4,092	245	186	56.84	43.16
5	27	2016	6	16	430	10.51	27	4,092	271	159	63.02	36.98
8	13	2016	7	18	430	10.51	28	4,092	314	116	73.02	26.98
10	13	2016	5	15	429	10.48	29	4,092	252	177	58.74	41.26
8	11	2016	5	18	424	10.36	30	4,092	262	162	61.79	38.21
10	13	2016	5	17	424	10.36	31	4,092	213	211	50.24	49.76
4	1	2016	6	17	423	10.34	32	4,092	227	196	53.66	46.34
9	9	2016	6	16	423	10.34	33	4,092	225	198	53.19	46.81
10	7	2016	6	17	423	10.34	34	4,092	210	213	49.65	50.35
10	21	2016	6	18	422	10.31	35	4,092	239	183	56.64	43.36
7	8	2016	6	17	421	10.29	36	4,092	207	214	49.17	50.83
8	12	2016	6	15	421	10.29	37	4,092	256	165	60.81	39.19
9	30	2016	6	18	419	10.24	38	4,092	234	185	55.85	44.15
8	12	2016	6	16	418	10.22	39	4,092	251	167	60.05	39.95
7	10	2016	1	15	416	10.17	40	4,092	193	223	46.39	53.61
10	23	2016	1	13	416	10.17	41	4,092	120	296	28.85	71.15
7	1	2016	6	18	415	10.14	42	4,092	239	176	57.59	42.41
9	17	2016	7	13	414	10.12	43	4,092	225	189	54.35	45.65
10	20	2016	5	17	412	10.07	44	4,092	225	187	54.61	45.39
7	15	2016	6	16	411	10.04	45	4,092	219	192	53.28	46.72
10	23	2016	1	12	411	10.04	46	4,092	103	308	25.06	74.94
5	26	2016	5	16	410	10.02	47	4,092	216	194	52.68	47.32
7	24	2016	1	15	410	10.02	48	4,092	211	199	51.46	48.54
11	23	2016	4	14	409	10.00	49	4,092	191	218	46.70	53.30
10	20	2016	5	18	408	9.97	50	4,092	239	169	58.58	41.42
5	20	2016	6	18	407	9.95	51	4,092	221	186	54.30	45.70
5	30	2016	2	12	407	9.95	52	4,092	127	280	31.20	68.80
8	11	2016	5	16	407	9.95	53	4,092	232	175	57.00	43.00
9	9	2016	6	18	406	9.92	54	4,092	209	197	51.48	48.52
11	23	2016	4	15	406	9.92	55	4,092	192	214	47.29	52.71
5	13	2016	6	16	405	9.90	56	4,092	215	190	53.09	46.91
10	21	2016	6	16	405	9.90	57	4,092	218	187	53.83	46.17
7	1	2016	6	14	404	9.87	58	4,092	215	189	53.22	46.78
9	5	2016	2	16	404	9.87	59	4,092	177	227	43.81	56.19
8	5	2016	6	16	403	9.85	60	4,092	199	204	49.38	50.62
8	26	2016	6	17	403	9.85	61	4,092	208	195	51.61	48.39
9	5	2016	2	15	403	9.85	62	4,092	151	252	37.47	62.53
10	14	2016	6	11	403	9.85	63	4,092	251	152	62.28	37.72
5	6	2016	6	18	401	9.80	64	4,092	216	185	53.87	46.13
5	30	2016	2	14	401	9.80	65	4,092	141	260	35.16	64.84
7	29	2016	6	17	401	9.80	66	4,092	228	173	56.86	43.14
8	21	2016	1	15	401	9.80	67	4,092	186	215	46.38	53.62

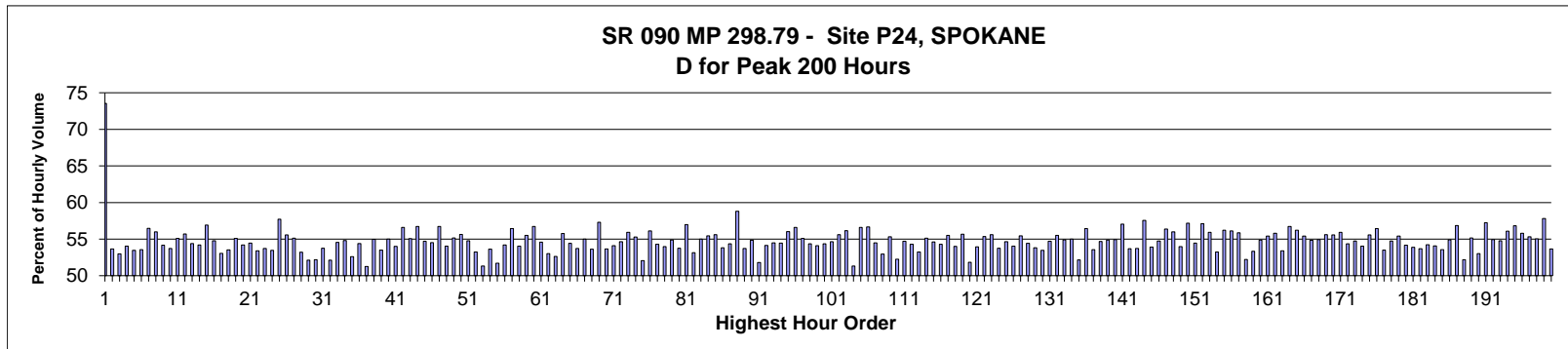
MO	DY	YR	DAY OF WK	HR	HR VOL	PERCENT OF AADT	HOUR NUMBER	AADT	NORTH VOLUME	SOUTH VOLUME	PERCENT NORTH IS OF TOTAL VOLUME	PERCENT SOUTH IS OF TOTAL VOLUME
7	17	2016	1	15	399	9.75	68	4,092	191	208	47.87	52.13
9	9	2016	6	17	399	9.75	69	4,092	209	190	52.38	47.62
5	30	2016	2	13	398	9.73	70	4,092	126	272	31.66	68.34
8	12	2016	6	13	398	9.73	71	4,092	191	207	47.99	52.01
7	10	2016	1	13	397	9.70	72	4,092	183	214	46.10	53.90
7	20	2016	4	17	397	9.70	73	4,092	215	182	54.16	45.84
8	13	2016	7	17	397	9.70	74	4,092	256	141	64.48	35.52
8	24	2016	4	17	397	9.70	75	4,092	209	188	52.64	47.36
9	17	2016	7	12	397	9.70	76	4,092	197	200	49.62	50.38
5	20	2016	6	17	396	9.68	77	4,092	212	184	53.54	46.46
7	1	2016	6	16	396	9.68	78	4,092	236	160	59.60	40.40
7	5	2016	3	14	396	9.68	79	4,092	175	221	44.19	55.81
7	24	2016	1	14	396	9.68	80	4,092	167	229	42.17	57.83
8	7	2016	1	13	396	9.68	81	4,092	178	218	44.95	55.05
8	3	2016	4	18	395	9.65	82	4,092	233	162	58.99	41.01
8	13	2016	7	13	395	9.65	83	4,092	207	188	52.41	47.59
10	14	2016	6	12	395	9.65	84	4,092	240	155	60.76	39.24
10	28	2016	6	17	395	9.65	85	4,092	199	196	50.38	49.62
4	15	2016	6	17	394	9.63	86	4,092	192	202	48.73	51.27
7	13	2016	4	18	394	9.63	87	4,092	209	185	53.05	46.95
8	7	2016	1	14	394	9.63	88	4,092	171	223	43.40	56.60
8	11	2016	5	15	394	9.63	89	4,092	195	199	49.49	50.51
8	19	2016	6	17	394	9.63	90	4,092	219	175	55.58	44.42
9	2	2016	6	15	394	9.63	91	4,092	223	171	56.60	43.40
10	14	2016	6	13	394	9.63	92	4,092	264	130	67.01	32.99
11	23	2016	4	16	394	9.63	93	4,092	220	174	55.84	44.16
8	13	2016	7	23	393	9.60	94	4,092	87	306	22.14	77.86
8	21	2016	1	13	393	9.60	95	4,092	166	227	42.24	57.76
7	10	2016	1	14	392	9.58	96	4,092	183	209	46.68	53.32
7	22	2016	6	17	392	9.58	97	4,092	209	183	53.32	46.68
7	28	2016	5	16	392	9.58	98	4,092	206	186	52.55	47.45
9	5	2016	2	13	392	9.58	99	4,092	173	219	44.13	55.87
8	12	2016	6	19	391	9.56	100	4,092	273	118	69.82	30.18
8	13	2016	7	14	391	9.56	101	4,092	217	174	55.50	44.50
9	5	2016	2	14	391	9.56	102	4,092	160	231	40.92	59.08
9	7	2016	4	17	391	9.56	103	4,092	214	177	54.73	45.27
9	16	2016	6	15	391	9.56	104	4,092	197	194	50.38	49.62
8	5	2016	6	18	390	9.53	105	4,092	218	172	55.90	44.10
10	21	2016	6	15	390	9.53	106	4,092	201	189	51.54	48.46
8	10	2016	4	15	389	9.51	107	4,092	211	178	54.24	45.76
9	15	2016	5	17	389	9.51	108	4,092	204	185	52.44	47.56
8	11	2016	5	14	388	9.48	109	4,092	223	165	57.47	42.53
9	2	2016	6	16	388	9.48	110	4,092	195	193	50.26	49.74
9	22	2016	5	17	388	9.48	111	4,092	205	183	52.84	47.16
5	6	2016	6	17	387	9.46	112	4,092	221	166	57.11	42.89
5	19	2016	5	17	387	9.46	113	4,092	214	173	55.30	44.70
7	1	2016	6	17	387	9.46	114	4,092	236	151	60.98	39.02
7	17	2016	1	14	387	9.46	115	4,092	189	198	48.84	51.16
8	12	2016	6	14	387	9.46	116	4,092	215	172	55.56	44.44
9	1	2016	5	18	387	9.46	117	4,092	218	169	56.33	43.67
5	21	2016	7	13	385	9.41	118	4,092	209	176	54.29	45.71

MO	DY	YR	DAY OF WK	HR	HR VOL	PERCENT OF AADT	HOUR NUMBER	AADT	NORTH VOLUME	SOUTH VOLUME	PERCENT NORTH IS OF TOTAL VOLUME	PERCENT SOUTH IS OF TOTAL VOLUME
5	26	2016	5	18	385	9.41	119	4,092	220	165	57.14	42.86
10	2	2016	1	16	385	9.41	120	4,092	152	233	39.48	60.52
5	13	2016	6	17	384	9.38	121	4,092	210	174	54.69	45.31
8	10	2016	4	17	384	9.38	122	4,092	208	176	54.17	45.83
9	8	2016	5	16	384	9.38	123	4,092	200	184	52.08	47.92
9	22	2016	5	16	384	9.38	124	4,092	187	197	48.70	51.30
4	29	2016	6	18	383	9.36	125	4,092	197	186	51.44	48.56
8	8	2016	2	17	383	9.36	126	4,092	205	178	53.52	46.48
8	12	2016	6	12	383	9.36	127	4,092	201	182	52.48	47.52
8	14	2016	1	11	383	9.36	128	4,092	135	248	35.25	64.75
8	31	2016	4	17	383	9.36	129	4,092	195	188	50.91	49.09
5	31	2016	3	16	382	9.34	130	4,092	198	184	51.83	48.17
7	7	2016	5	17	382	9.34	131	4,092	180	202	47.12	52.88
7	29	2016	6	15	382	9.34	132	4,092	194	188	50.79	49.21
8	2	2016	3	18	382	9.34	133	4,092	205	177	53.66	46.34
8	7	2016	1	16	382	9.34	134	4,092	184	198	48.17	51.83
8	7	2016	1	12	381	9.31	135	4,092	153	228	40.16	59.84
8	10	2016	4	18	381	9.31	136	4,092	196	185	51.44	48.56
8	19	2016	6	16	381	9.31	137	4,092	213	168	55.91	44.09
8	28	2016	1	15	381	9.31	138	4,092	154	227	40.42	59.58
9	18	2016	1	12	381	9.31	139	4,092	172	209	45.14	54.86
4	22	2016	6	16	380	9.29	140	4,092	213	167	56.05	43.95
5	27	2016	6	19	380	9.29	141	4,092	236	144	62.11	37.89
10	2	2016	1	15	380	9.29	142	4,092	185	195	48.68	51.32
10	17	2016	2	17	380	9.29	143	4,092	187	193	49.21	50.79
11	23	2016	4	17	380	9.29	144	4,092	202	178	53.16	46.84
9	15	2016	5	18	379	9.26	145	4,092	209	170	55.15	44.85
9	29	2016	5	17	379	9.26	146	4,092	169	210	44.59	55.41
10	20	2016	5	15	379	9.26	147	4,092	186	193	49.08	50.92
4	3	2016	1	14	378	9.24	148	4,092	185	193	48.94	51.06
4	29	2016	6	17	378	9.24	149	4,092	218	160	57.67	42.33
8	7	2016	1	15	378	9.24	150	4,092	184	194	48.68	51.32
8	19	2016	6	14	378	9.24	151	4,092	207	171	54.76	45.24
5	12	2016	5	18	377	9.21	152	4,092	221	156	58.62	41.38
5	15	2016	1	15	377	9.21	153	4,092	181	196	48.01	51.99
8	18	2016	5	18	377	9.21	154	4,092	202	175	53.58	46.42
9	16	2016	6	17	377	9.21	155	4,092	196	181	51.99	48.01
5	8	2016	1	15	376	9.19	156	4,092	163	213	43.35	56.65
5	20	2016	6	16	376	9.19	157	4,092	199	177	52.93	47.07
7	15	2016	6	15	376	9.19	158	4,092	181	195	48.14	51.86
9	5	2016	2	17	376	9.19	159	4,092	183	193	48.67	51.33
4	21	2016	5	17	375	9.16	160	4,092	200	175	53.33	46.67
7	5	2016	3	13	375	9.16	161	4,092	151	224	40.27	59.73
7	29	2016	6	14	375	9.16	162	4,092	194	181	51.73	48.27
8	14	2016	1	17	375	9.16	163	4,092	158	217	42.13	57.87
9	1	2016	5	16	375	9.16	164	4,092	203	172	54.13	45.87
9	1	2016	5	17	375	9.16	165	4,092	206	169	54.93	45.07
5	27	2016	6	13	374	9.14	166	4,092	228	146	60.96	39.04
7	5	2016	3	15	374	9.14	167	4,092	160	214	42.78	57.22
7	10	2016	1	12	374	9.14	168	4,092	164	210	43.85	56.15
7	15	2016	6	17	374	9.14	169	4,092	190	184	50.80	49.20

MO	DY	YR	DAY OF WK	HR	HR VOL	PERCENT OF AADT	HOUR NUMBER	AADT	NORTH VOLUME	SOUTH VOLUME	PERCENT NORTH IS OF TOTAL VOLUME	PERCENT SOUTH IS OF TOTAL VOLUME
8	18	2016	5	15	374	9.14	170	4,092	192	182	51.34	48.66
10	20	2016	5	13	374	9.14	171	4,092	180	194	48.13	51.87
5	13	2016	6	15	373	9.12	172	4,092	222	151	59.52	40.48
5	26	2016	5	17	373	9.12	173	4,092	205	168	54.96	45.04
7	22	2016	6	16	373	9.12	174	4,092	203	170	54.42	45.58
7	24	2016	1	16	373	9.12	175	4,092	189	184	50.67	49.33
8	8	2016	2	15	373	9.12	176	4,092	193	180	51.74	48.26
9	6	2016	3	16	373	9.12	177	4,092	194	179	52.01	47.99
9	8	2016	5	18	373	9.12	178	4,092	197	176	52.82	47.18
9	15	2016	5	16	373	9.12	179	4,092	189	184	50.67	49.33
9	20	2016	3	17	373	9.12	180	4,092	181	192	48.53	51.47
10	16	2016	1	14	373	9.12	181	4,092	148	225	39.68	60.32
7	22	2016	6	15	372	9.09	182	4,092	217	155	58.33	41.67
7	24	2016	1	13	372	9.09	183	4,092	152	220	40.86	59.14
8	18	2016	5	17	372	9.09	184	4,092	189	183	50.81	49.19
10	5	2016	4	17	372	9.09	185	4,092	181	191	48.66	51.34
4	1	2016	6	16	371	9.07	186	4,092	180	191	48.52	51.48
7	29	2016	6	16	371	9.07	187	4,092	191	180	51.48	48.52
8	4	2016	5	18	371	9.07	188	4,092	192	179	51.75	48.25
7	1	2016	6	12	370	9.04	189	4,092	186	184	50.27	49.73
7	5	2016	3	11	370	9.04	190	4,092	131	239	35.41	64.59
8	2	2016	3	17	370	9.04	191	4,092	213	157	57.57	42.43
8	5	2016	6	13	370	9.04	192	4,092	176	194	47.57	52.43
8	13	2016	7	15	370	9.04	193	4,092	214	156	57.84	42.16
9	17	2016	7	11	370	9.04	194	4,092	198	172	53.51	46.49
10	23	2016	1	17	370	9.04	195	4,092	118	252	31.89	68.11
5	27	2016	6	18	369	9.02	196	4,092	229	140	62.06	37.94
7	10	2016	1	16	369	9.02	197	4,092	177	192	47.97	52.03
7	31	2016	1	14	369	9.02	198	4,092	155	214	42.01	57.99
8	13	2016	7	16	369	9.02	199	4,092	219	150	59.35	40.65
8	21	2016	1	14	369	9.02	200	4,092	148	221	40.11	59.89



AADT= 57,104      K 30 FACTOR= 9.80      K 100 FACTOR= 9.49      K 200 FACTOR= 9.17      D 30 FACTOR= 52.17



MO	DY	YR	DAY OF WK	HR	HR VOL	PERCENT OF AADT	HOUR NUMBER	AADT	EAST VOLUME	WEST VOLUME	PERCENT EAST IS OF TOTAL VOLUME	PERCENT WEST IS OF TOTAL VOLUME
12	31	2016	7	14	6,989	12.24	1	57,104	5,140	1,849	73.54	26.46
7	15	2016	6	17	5,779	10.12	2	57,104	3,100	2,679	53.64	46.36
9	16	2016	6	17	5,761	10.09	3	57,104	3,053	2,708	52.99	47.01
7	8	2016	6	17	5,757	10.08	4	57,104	3,111	2,646	54.04	45.96
7	29	2016	6	16	5,743	10.06	5	57,104	3,070	2,673	53.46	46.54
7	7	2016	5	17	5,721	10.02	6	57,104	3,065	2,656	53.57	46.43
9	2	2016	6	17	5,715	10.01	7	57,104	3,228	2,487	56.48	43.52
8	26	2016	6	18	5,701	9.98	8	57,104	3,192	2,509	55.99	44.01
6	30	2016	5	18	5,688	9.96	9	57,104	3,082	2,606	54.18	45.82
7	29	2016	6	17	5,679	9.95	10	57,104	3,051	2,628	53.72	46.28
6	16	2016	5	17	5,678	9.94	11	57,104	3,128	2,550	55.09	44.91
8	19	2016	6	16	5,676	9.94	12	57,104	3,162	2,514	55.71	44.29
9	2	2016	6	16	5,674	9.94	13	57,104	3,086	2,588	54.39	45.61
9	30	2016	6	17	5,665	9.92	14	57,104	3,071	2,594	54.21	45.79
6	17	2016	6	18	5,660	9.91	15	57,104	3,221	2,439	56.91	43.09
7	15	2016	6	18	5,660	9.91	16	57,104	3,101	2,559	54.79	45.21

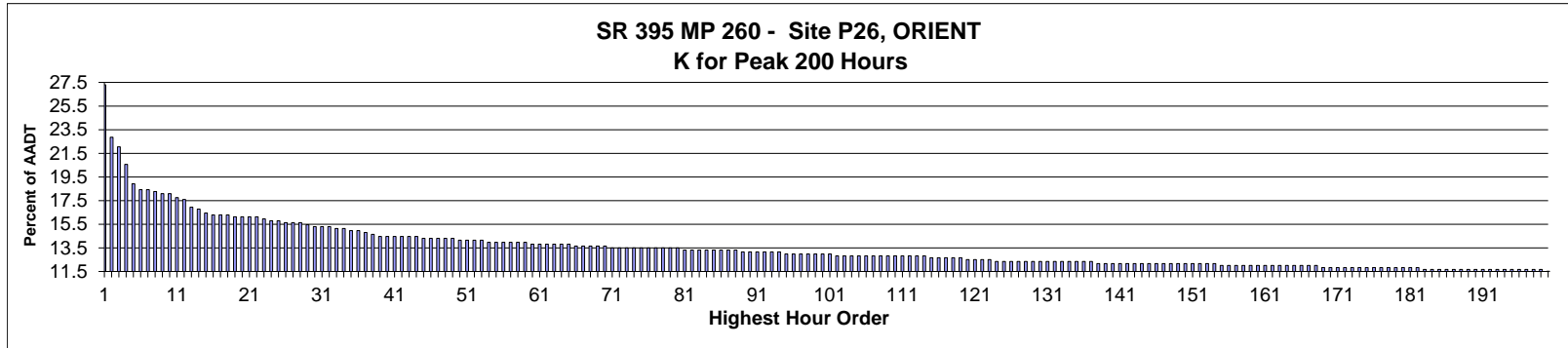
MO	DY	YR	DAY OF WK	HR	HR VOL	PERCENT OF AADT	HOUR NUMBER	AADT	EAST VOLUME	WEST VOLUME	PERCENT	PERCENT
											EAST IS OF TOTAL VOLUME	WEST IS OF TOTAL VOLUME
7	21	2016	5	17	5,646	9.89	17	57,104	2,996	2,650	53.06	46.94
6	10	2016	6	17	5,640	9.88	18	57,104	3,019	2,621	53.53	46.47
8	17	2016	4	17	5,638	9.87	19	57,104	3,106	2,532	55.09	44.91
6	30	2016	5	17	5,627	9.85	20	57,104	3,049	2,578	54.19	45.81
7	8	2016	6	16	5,627	9.85	21	57,104	3,065	2,562	54.47	45.53
7	15	2016	6	16	5,627	9.85	22	57,104	3,005	2,622	53.40	46.60
7	28	2016	5	17	5,615	9.83	23	57,104	3,017	2,598	53.73	46.27
8	5	2016	6	16	5,613	9.83	24	57,104	3,001	2,612	53.47	46.53
3	18	2016	6	17	5,604	9.81	25	57,104	3,235	2,369	57.73	42.27
8	11	2016	5	18	5,604	9.81	26	57,104	3,114	2,490	55.57	44.43
6	23	2016	5	17	5,602	9.81	27	57,104	3,089	2,513	55.14	44.86
8	12	2016	6	17	5,599	9.80	28	57,104	2,979	2,620	53.21	46.79
8	5	2016	6	17	5,598	9.80	29	57,104	2,917	2,681	52.11	47.89
9	16	2016	6	18	5,597	9.80	30	57,104	2,920	2,677	52.17	47.83
7	6	2016	4	17	5,595	9.80	31	57,104	3,007	2,588	53.74	46.26
6	3	2016	6	17	5,594	9.80	32	57,104	2,916	2,678	52.13	47.87
7	1	2016	6	15	5,594	9.80	33	57,104	3,051	2,543	54.54	45.46
4	29	2016	6	17	5,593	9.79	34	57,104	3,066	2,527	54.82	45.18
9	15	2016	5	17	5,589	9.79	35	57,104	2,939	2,650	52.59	47.41
8	26	2016	6	17	5,583	9.78	36	57,104	3,037	2,546	54.40	45.60
7	5	2016	3	17	5,575	9.76	37	57,104	2,857	2,718	51.25	48.75
7	13	2016	4	17	5,571	9.76	38	57,104	3,063	2,508	54.98	45.02
7	13	2016	4	18	5,567	9.75	39	57,104	2,979	2,588	53.51	46.49
6	17	2016	6	17	5,564	9.74	40	57,104	3,061	2,503	55.01	44.99
8	17	2016	4	18	5,562	9.74	41	57,104	3,004	2,558	54.01	45.99
10	28	2016	6	18	5,561	9.74	42	57,104	3,147	2,414	56.59	43.41
8	11	2016	5	17	5,559	9.73	43	57,104	3,060	2,499	55.05	44.95
10	7	2016	6	17	5,559	9.73	44	57,104	3,154	2,405	56.74	43.26
4	29	2016	6	18	5,557	9.73	45	57,104	3,040	2,517	54.71	45.29
6	22	2016	4	17	5,557	9.73	46	57,104	3,029	2,528	54.51	45.49
7	22	2016	6	18	5,553	9.72	47	57,104	3,151	2,402	56.74	43.26
7	27	2016	4	17	5,553	9.72	48	57,104	3,001	2,552	54.04	45.96
8	10	2016	4	17	5,548	9.72	49	57,104	3,060	2,488	55.16	44.84
7	1	2016	6	16	5,544	9.71	50	57,104	3,085	2,459	55.65	44.35
8	25	2016	5	18	5,544	9.71	51	57,104	3,036	2,508	54.76	45.24
7	29	2016	6	18	5,542	9.71	52	57,104	2,951	2,591	53.25	46.75
7	20	2016	4	18	5,541	9.70	53	57,104	2,843	2,698	51.31	48.69
7	26	2016	3	18	5,537	9.70	54	57,104	2,969	2,568	53.62	46.38
7	14	2016	5	17	5,535	9.69	55	57,104	2,861	2,674	51.69	48.31
7	20	2016	4	17	5,531	9.69	56	57,104	2,997	2,534	54.19	45.81
7	7	2016	5	18	5,529	9.68	57	57,104	3,121	2,408	56.45	43.55
7	14	2016	5	18	5,526	9.68	58	57,104	2,987	2,539	54.05	45.95
5	20	2016	6	17	5,525	9.68	59	57,104	3,067	2,458	55.51	44.49
2	12	2016	6	17	5,518	9.66	60	57,104	3,131	2,387	56.74	43.26
8	4	2016	5	17	5,509	9.65	61	57,104	3,006	2,503	54.57	45.43
8	19	2016	6	17	5,508	9.65	62	57,104	2,921	2,587	53.03	46.97
8	12	2016	6	16	5,498	9.63	63	57,104	2,894	2,604	52.64	47.36
11	18	2016	6	17	5,498	9.63	64	57,104	3,067	2,431	55.78	44.22
7	22	2016	6	16	5,493	9.62	65	57,104	2,990	2,503	54.43	45.57
6	15	2016	4	17	5,492	9.62	66	57,104	2,951	2,541	53.73	46.27
6	16	2016	5	18	5,490	9.61	67	57,104	3,020	2,470	55.01	44.99



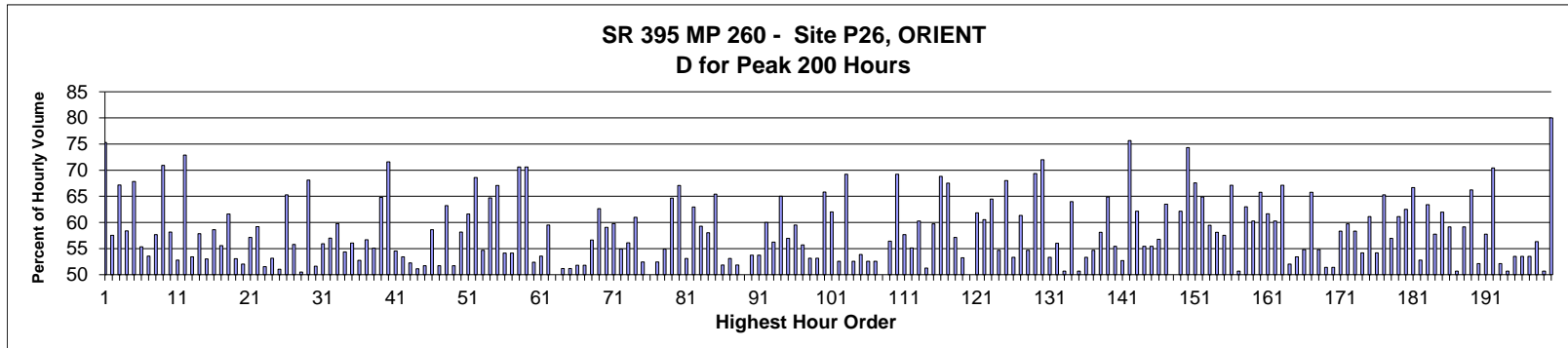
MO	DY	YR	DAY OF WK	HR	HR VOL	PERCENT OF AADT	HOUR NUMBER	AADT	EAST VOLUME	WEST VOLUME	PERCENT IS OF TOTAL VOLUME	PERCENT WEST IS OF TOTAL VOLUME
7	5	2016	3	18	5,489	9.61	68	57,104	2,943	2,546	53.62	46.38
6	10	2016	6	18	5,486	9.61	69	57,104	3,143	2,343	57.29	42.71
7	19	2016	3	17	5,485	9.61	70	57,104	2,942	2,543	53.64	46.36
8	2	2016	3	17	5,484	9.60	71	57,104	2,967	2,517	54.10	45.90
7	29	2016	6	15	5,483	9.60	72	57,104	2,996	2,487	54.64	45.36
11	4	2016	6	17	5,483	9.60	73	57,104	3,066	2,417	55.92	44.08
7	8	2016	6	18	5,479	9.59	74	57,104	3,029	2,450	55.28	44.72
8	26	2016	6	16	5,474	9.59	75	57,104	2,849	2,625	52.05	47.95
6	15	2016	4	18	5,473	9.58	76	57,104	3,071	2,402	56.11	43.89
8	3	2016	4	17	5,473	9.58	77	57,104	2,971	2,502	54.28	45.72
8	12	2016	6	18	5,472	9.58	78	57,104	2,953	2,519	53.97	46.03
6	9	2016	5	17	5,468	9.58	79	57,104	3,000	2,468	54.86	45.14
5	13	2016	6	17	5,467	9.57	80	57,104	2,939	2,528	53.76	46.24
8	25	2016	5	17	5,466	9.57	81	57,104	3,114	2,352	56.97	43.03
9	30	2016	6	16	5,465	9.57	82	57,104	2,905	2,560	53.16	46.84
8	3	2016	4	18	5,463	9.57	83	57,104	3,004	2,459	54.99	45.01
6	22	2016	4	18	5,460	9.56	84	57,104	3,028	2,432	55.46	44.54
4	22	2016	6	17	5,459	9.56	85	57,104	3,035	2,424	55.60	44.40
7	28	2016	5	18	5,454	9.55	86	57,104	2,935	2,519	53.81	46.19
8	16	2016	3	17	5,454	9.55	87	57,104	2,965	2,489	54.36	45.64
5	27	2016	6	17	5,453	9.55	88	57,104	3,207	2,246	58.81	41.19
7	6	2016	4	18	5,452	9.55	89	57,104	2,929	2,523	53.72	46.28
8	18	2016	5	17	5,449	9.54	90	57,104	2,988	2,461	54.84	45.16
6	10	2016	6	16	5,441	9.53	91	57,104	2,818	2,623	51.79	48.21
9	16	2016	6	16	5,441	9.53	92	57,104	2,946	2,495	54.14	45.86
8	19	2016	6	18	5,437	9.52	93	57,104	2,962	2,475	54.48	45.52
6	2	2016	5	17	5,435	9.52	94	57,104	2,960	2,475	54.46	45.54
8	10	2016	4	18	5,429	9.51	95	57,104	3,042	2,387	56.03	43.97
7	1	2016	6	14	5,428	9.51	96	57,104	3,072	2,356	56.60	43.40
8	18	2016	5	18	5,427	9.50	97	57,104	2,990	2,437	55.09	44.91
7	18	2016	2	17	5,426	9.50	98	57,104	2,949	2,477	54.35	45.65
8	24	2016	4	17	5,424	9.50	99	57,104	2,935	2,489	54.11	45.89
8	4	2016	5	18	5,422	9.49	100	57,104	2,947	2,475	54.35	45.65
5	20	2016	6	18	5,419	9.49	101	57,104	2,962	2,457	54.66	45.34
8	22	2016	2	17	5,419	9.49	102	57,104	3,014	2,405	55.62	44.38
4	1	2016	6	17	5,417	9.49	103	57,104	3,041	2,376	56.14	43.86
7	5	2016	3	16	5,415	9.48	104	57,104	2,779	2,636	51.32	48.68
10	6	2016	5	17	5,415	9.48	105	57,104	3,065	2,350	56.60	43.40
10	21	2016	6	17	5,409	9.47	106	57,104	3,065	2,344	56.66	43.34
6	3	2016	6	16	5,408	9.47	107	57,104	2,947	2,461	54.49	45.51
7	27	2016	4	18	5,406	9.47	108	57,104	2,863	2,543	52.96	47.04
6	1	2016	4	17	5,404	9.46	109	57,104	2,990	2,414	55.33	44.67
11	11	2016	6	17	5,404	9.46	110	57,104	2,824	2,580	52.26	47.74
6	17	2016	6	16	5,401	9.46	111	57,104	2,955	2,446	54.71	45.29
8	5	2016	6	15	5,401	9.46	112	57,104	2,932	2,469	54.29	45.71
5	13	2016	6	16	5,394	9.45	113	57,104	2,871	2,523	53.23	46.77
8	31	2016	4	17	5,394	9.45	114	57,104	2,973	2,421	55.12	44.88
8	15	2016	2	17	5,391	9.44	115	57,104	2,945	2,446	54.63	45.37
6	8	2016	4	17	5,389	9.44	116	57,104	2,925	2,464	54.28	45.72
2	26	2016	6	17	5,385	9.43	117	57,104	2,989	2,396	55.51	44.49
7	25	2016	2	17	5,384	9.43	118	57,104	2,908	2,476	54.01	45.99

MO	DY	YR	DAY OF WK	HR	HR VOL	PERCENT OF AADT	HOUR NUMBER	AADT	EAST VOLUME	WEST VOLUME	PERCENT EAST IS OF TOTAL VOLUME	PERCENT WEST IS OF TOTAL VOLUME
8	24	2016	4	18	5,382	9.42	119	57,104	2,996	2,386	55.67	44.33
6	24	2016	6	16	5,380	9.42	120	57,104	2,788	2,592	51.82	48.18
8	12	2016	6	15	5,379	9.42	121	57,104	2,901	2,478	53.93	46.07
10	14	2016	6	17	5,379	9.42	122	57,104	2,977	2,402	55.34	44.66
4	15	2016	6	17	5,378	9.42	123	57,104	2,991	2,387	55.62	44.38
8	11	2016	5	16	5,376	9.41	124	57,104	2,889	2,487	53.74	46.26
8	29	2016	2	17	5,375	9.41	125	57,104	2,937	2,438	54.64	45.36
7	12	2016	3	18	5,373	9.41	126	57,104	2,904	2,469	54.05	45.95
8	5	2016	6	18	5,371	9.41	127	57,104	2,978	2,393	55.45	44.55
5	31	2016	3	17	5,368	9.40	128	57,104	2,922	2,446	54.43	45.57
9	22	2016	5	17	5,366	9.40	129	57,104	2,888	2,478	53.82	46.18
9	23	2016	6	16	5,366	9.40	130	57,104	2,868	2,498	53.45	46.55
4	7	2016	5	17	5,362	9.39	131	57,104	2,933	2,429	54.70	45.30
8	8	2016	2	17	5,362	9.39	132	57,104	2,977	2,385	55.52	44.48
9	29	2016	5	17	5,358	9.38	133	57,104	2,942	2,416	54.91	45.09
6	23	2016	5	18	5,357	9.38	134	57,104	2,946	2,411	54.99	45.01
6	28	2016	3	17	5,357	9.38	135	57,104	2,793	2,564	52.14	47.86
5	25	2016	4	17	5,355	9.38	136	57,104	3,022	2,333	56.43	43.57
2	19	2016	6	17	5,352	9.37	137	57,104	2,866	2,486	53.55	46.45
4	28	2016	5	17	5,351	9.37	138	57,104	2,926	2,425	54.68	45.32
7	19	2016	3	18	5,349	9.37	139	57,104	2,935	2,414	54.87	45.13
8	1	2016	2	17	5,348	9.37	140	57,104	2,938	2,410	54.94	45.06
6	13	2016	2	18	5,346	9.36	141	57,104	3,050	2,296	57.05	42.95
6	24	2016	6	17	5,344	9.36	142	57,104	2,869	2,475	53.69	46.31
12	21	2016	4	17	5,343	9.36	143	57,104	2,871	2,472	53.73	46.27
8	6	2016	7	12	5,333	9.34	144	57,104	3,070	2,263	57.57	42.43
7	12	2016	3	17	5,332	9.34	145	57,104	2,875	2,457	53.92	46.08
9	14	2016	4	17	5,332	9.34	146	57,104	2,919	2,413	54.74	45.26
9	9	2016	6	18	5,331	9.34	147	57,104	3,005	2,326	56.37	43.63
3	11	2016	6	17	5,330	9.33	148	57,104	2,984	2,346	55.98	44.02
6	28	2016	3	18	5,327	9.33	149	57,104	2,875	2,452	53.97	46.03
6	2	2016	5	18	5,325	9.33	150	57,104	3,045	2,280	57.18	42.82
8	19	2016	6	15	5,325	9.33	151	57,104	2,899	2,426	54.44	45.56
6	1	2016	4	18	5,324	9.32	152	57,104	3,041	2,283	57.12	42.88
5	26	2016	5	18	5,323	9.32	153	57,104	2,976	2,347	55.91	44.09
7	22	2016	6	15	5,322	9.32	154	57,104	2,834	2,488	53.25	46.75
10	21	2016	6	18	5,314	9.31	155	57,104	2,987	2,327	56.21	43.79
6	9	2016	5	18	5,313	9.30	156	57,104	2,981	2,332	56.11	43.89
6	20	2016	2	17	5,313	9.30	157	57,104	2,968	2,345	55.86	44.14
4	8	2016	6	17	5,310	9.30	158	57,104	2,773	2,537	52.22	47.78
8	2	2016	3	18	5,310	9.30	159	57,104	2,833	2,477	53.35	46.65
6	30	2016	5	16	5,306	9.29	160	57,104	2,912	2,394	54.88	45.12
7	25	2016	2	18	5,305	9.29	161	57,104	2,939	2,366	55.40	44.60
9	8	2016	5	17	5,303	9.29	162	57,104	2,959	2,344	55.80	44.20
6	29	2016	4	17	5,302	9.28	163	57,104	2,832	2,470	53.41	46.59
3	18	2016	6	18	5,301	9.28	164	57,104	3,007	2,294	56.73	43.27
6	27	2016	2	18	5,300	9.28	165	57,104	2,979	2,321	56.21	43.79
6	20	2016	2	18	5,297	9.28	166	57,104	2,936	2,361	55.43	44.57
5	20	2016	6	16	5,296	9.27	167	57,104	2,904	2,392	54.83	45.17
9	30	2016	6	18	5,290	9.26	168	57,104	2,906	2,384	54.93	45.07
3	25	2016	6	17	5,286	9.26	169	57,104	2,940	2,346	55.62	44.38

MO	DY	YR	DAY OF WK	HR	HR VOL	PERCENT OF AADT	HOUR NUMBER	AADT	EAST VOLUME	WEST VOLUME	PERCENT EAST IS OF TOTAL VOLUME	PERCENT WEST IS OF TOTAL VOLUME
6	21	2016	3	17	5,286	9.26	170	57,104	2,938	2,348	55.58	44.42
5	13	2016	6	18	5,282	9.25	171	57,104	2,954	2,328	55.93	44.07
7	21	2016	5	16	5,282	9.25	172	57,104	2,872	2,410	54.37	45.63
5	12	2016	5	17	5,280	9.25	173	57,104	2,890	2,390	54.73	45.27
9	2	2016	6	15	5,276	9.24	174	57,104	2,851	2,425	54.04	45.96
3	4	2016	6	17	5,272	9.23	175	57,104	2,930	2,342	55.58	44.42
9	7	2016	4	17	5,272	9.23	176	57,104	2,976	2,296	56.45	43.55
11	11	2016	6	16	5,270	9.23	177	57,104	2,820	2,450	53.51	46.49
8	1	2016	2	18	5,269	9.23	178	57,104	2,884	2,385	54.74	45.26
8	31	2016	4	18	5,266	9.22	179	57,104	2,918	2,348	55.41	44.59
9	15	2016	5	18	5,265	9.22	180	57,104	2,852	2,413	54.17	45.83
8	30	2016	3	17	5,264	9.22	181	57,104	2,837	2,427	53.89	46.11
11	4	2016	6	18	5,263	9.22	182	57,104	2,825	2,438	53.68	46.32
7	26	2016	3	17	5,262	9.21	183	57,104	2,854	2,408	54.24	45.76
8	4	2016	5	16	5,261	9.21	184	57,104	2,844	2,417	54.06	45.94
5	6	2016	6	17	5,260	9.21	185	57,104	2,818	2,442	53.57	46.43
7	18	2016	2	18	5,260	9.21	186	57,104	2,888	2,372	54.90	45.10
11	23	2016	4	17	5,260	9.21	187	57,104	2,991	2,269	56.86	43.14
7	1	2016	6	17	5,258	9.21	188	57,104	2,743	2,515	52.17	47.83
3	18	2016	6	16	5,256	9.20	189	57,104	2,899	2,357	55.16	44.84
7	11	2016	2	17	5,256	9.20	190	57,104	2,787	2,469	53.03	46.97
6	21	2016	3	18	5,251	9.20	191	57,104	3,005	2,246	57.23	42.77
7	11	2016	2	18	5,247	9.19	192	57,104	2,883	2,364	54.95	45.05
7	28	2016	5	16	5,246	9.19	193	57,104	2,874	2,372	54.78	45.22
8	22	2016	2	18	5,245	9.18	194	57,104	2,942	2,303	56.09	43.91
5	25	2016	4	18	5,244	9.18	195	57,104	2,979	2,265	56.81	43.19
8	24	2016	4	16	5,244	9.18	196	57,104	2,926	2,318	55.80	44.20
8	6	2016	7	14	5,241	9.18	197	57,104	2,899	2,342	55.31	44.69
6	3	2016	6	18	5,240	9.18	198	57,104	2,884	2,356	55.04	44.96
6	14	2016	3	18	5,238	9.17	199	57,104	3,028	2,210	57.81	42.19
8	9	2016	3	18	5,238	9.17	200	57,104	2,811	2,427	53.67	46.33



AADT= 608      K 30 FACTOR= 15.30      K 100 FACTOR= 12.99      K 200 FACTOR= 11.51      D 30 FACTOR= 51.61



MO	DY	YR	DAY OF WK	HR	HR VOL	PERCENT OF AADT	HOUR NUMBER	AADT	NORTH VOLUME	SOUTH VOLUME	PERCENT NORTH IS OF TOTAL VOLUME	PERCENT SOUTH IS OF TOTAL VOLUME
8	6	2016	7	16	166	27.30	1	608	125	41	75.30	24.70
7	30	2016	7	16	139	22.86	2	608	59	80	42.45	57.55
7	30	2016	7	13	134	22.04	3	608	90	44	67.16	32.84
7	23	2016	7	17	125	20.56	4	608	52	73	41.60	58.40
7	23	2016	7	14	115	18.91	5	608	78	37	67.83	32.17
7	23	2016	7	12	112	18.42	6	608	62	50	55.36	44.64
7	30	2016	7	14	112	18.42	7	608	60	52	53.57	46.43
7	30	2016	7	17	111	18.26	8	608	47	64	42.34	57.66
7	23	2016	7	13	110	18.09	9	608	78	32	70.91	29.09
7	24	2016	1	14	110	18.09	10	608	46	64	41.82	58.18
7	23	2016	7	15	108	17.76	11	608	51	57	47.22	52.78
7	24	2016	1	12	107	17.60	12	608	29	78	27.10	72.90
7	31	2016	1	16	103	16.94	13	608	48	55	46.60	53.40
8	6	2016	7	19	102	16.78	14	608	43	59	42.16	57.84
8	13	2016	7	18	100	16.45	15	608	47	53	47.00	53.00
7	24	2016	1	13	99	16.28	16	608	41	58	41.41	58.59

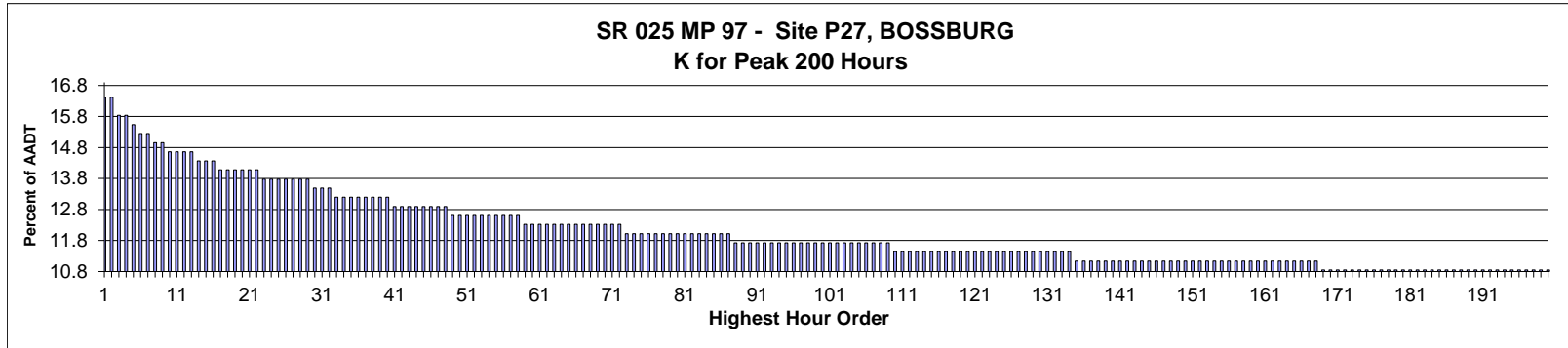
MO	DY	YR	DAY OF WK	HR	HR VOL	PERCENT OF AADT	HOUR NUMBER	AADT	NORTH VOLUME	SOUTH VOLUME	PERCENT NORTH IS OF TOTAL VOLUME	PERCENT SOUTH IS OF TOTAL VOLUME
7	31	2016	1	15	99	16.28	17	608	55	44	55.56	44.44
8	5	2016	6	16	99	16.28	18	608	61	38	61.62	38.38
7	3	2016	1	14	98	16.12	19	608	52	46	53.06	46.94
7	29	2016	6	16	98	16.12	20	608	47	51	47.96	52.04
8	6	2016	7	18	98	16.12	21	608	42	56	42.86	57.14
8	13	2016	7	15	98	16.12	22	608	58	40	59.18	40.82
7	24	2016	1	16	97	15.95	23	608	50	47	51.55	48.45
7	24	2016	1	18	96	15.79	24	608	45	51	46.88	53.13
7	30	2016	7	12	96	15.79	25	608	47	49	48.96	51.04
7	22	2016	6	15	95	15.63	26	608	62	33	65.26	34.74
7	31	2016	1	13	95	15.63	27	608	53	42	55.79	44.21
8	11	2016	5	15	95	15.63	28	608	48	47	50.53	49.47
8	6	2016	7	15	94	15.46	29	608	64	30	68.09	31.91
7	23	2016	7	18	93	15.30	30	608	48	45	51.61	48.39
7	24	2016	1	15	93	15.30	31	608	41	52	44.09	55.91
8	7	2016	1	13	93	15.30	32	608	40	53	43.01	56.99
7	2	2016	7	18	92	15.13	33	608	37	55	40.22	59.78
7	23	2016	7	16	92	15.13	34	608	50	42	54.35	45.65
7	31	2016	1	18	91	14.97	35	608	40	51	43.96	56.04
8	13	2016	7	16	91	14.97	36	608	48	43	52.75	47.25
7	3	2016	1	17	90	14.80	37	608	39	51	43.33	56.67
7	3	2016	1	16	89	14.64	38	608	40	49	44.94	55.06
7	2	2016	7	15	88	14.47	39	608	57	31	64.77	35.23
7	22	2016	6	16	88	14.47	40	608	63	25	71.59	28.41
8	13	2016	7	14	88	14.47	41	608	48	40	54.55	45.45
8	19	2016	6	14	88	14.47	42	608	47	41	53.41	46.59
8	21	2016	1	17	88	14.47	43	608	46	42	52.27	47.73
8	21	2016	1	18	88	14.47	44	608	45	43	51.14	48.86
7	13	2016	4	17	87	14.31	45	608	45	42	51.72	48.28
7	21	2016	5	14	87	14.31	46	608	51	36	58.62	41.38
7	29	2016	6	14	87	14.31	47	608	45	42	51.72	48.28
7	30	2016	7	15	87	14.31	48	608	55	32	63.22	36.78
8	14	2016	1	16	87	14.31	49	608	45	42	51.72	48.28
7	1	2016	6	14	86	14.14	50	608	50	36	58.14	41.86
7	1	2016	6	17	86	14.14	51	608	53	33	61.63	38.37
7	24	2016	1	11	86	14.14	52	608	27	59	31.40	68.60
8	20	2016	7	12	86	14.14	53	608	39	47	45.35	54.65
7	3	2016	1	15	85	13.98	54	608	55	30	64.71	35.29
7	21	2016	5	18	85	13.98	55	608	57	28	67.06	32.94
7	22	2016	6	14	85	13.98	56	608	46	39	54.12	45.88
7	27	2016	4	15	85	13.98	57	608	39	46	45.88	54.12
8	12	2016	6	11	85	13.98	58	608	25	60	29.41	70.59
9	3	2016	7	11	85	13.98	59	608	25	60	29.41	70.59
7	4	2016	2	14	84	13.82	60	608	44	40	52.38	47.62
7	8	2016	6	15	84	13.82	61	608	45	39	53.57	46.43
7	28	2016	5	17	84	13.82	62	608	50	34	59.52	40.48
7	30	2016	7	11	84	13.82	63	608	42	42	50.00	50.00
8	5	2016	6	13	84	13.82	64	608	41	43	48.81	51.19
8	15	2016	2	14	84	13.82	65	608	43	41	51.19	48.81
7	25	2016	2	14	83	13.65	66	608	43	40	51.81	48.19
7	31	2016	1	17	83	13.65	67	608	43	40	51.81	48.19

MO	DY	YR	DAY OF WK	HR	HR VOL	PERCENT OF AADT	HOUR NUMBER	AADT	NORTH VOLUME	SOUTH VOLUME	PERCENT NORTH IS OF TOTAL VOLUME	PERCENT SOUTH IS OF TOTAL VOLUME
8	1	2016	2	15	83	13.65	68	608	47	36	56.63	43.37
8	6	2016	7	14	83	13.65	69	608	52	31	62.65	37.35
8	14	2016	1	14	83	13.65	70	608	49	34	59.04	40.96
7	1	2016	6	15	82	13.49	71	608	49	33	59.76	40.24
7	3	2016	1	18	82	13.49	72	608	37	45	45.12	54.88
7	21	2016	5	12	82	13.49	73	608	46	36	56.10	43.90
7	21	2016	5	15	82	13.49	74	608	50	32	60.98	39.02
7	25	2016	2	15	82	13.49	75	608	43	39	52.44	47.56
7	29	2016	6	15	82	13.49	76	608	41	41	50.00	50.00
8	4	2016	5	16	82	13.49	77	608	43	39	52.44	47.56
8	18	2016	5	16	82	13.49	78	608	45	37	54.88	45.12
8	20	2016	7	16	82	13.49	79	608	53	29	64.63	35.37
9	2	2016	6	11	82	13.49	80	608	27	55	32.93	67.07
7	5	2016	3	12	81	13.32	81	608	38	43	46.91	53.09
7	5	2016	3	14	81	13.32	82	608	51	30	62.96	37.04
7	9	2016	7	14	81	13.32	83	608	48	33	59.26	40.74
7	21	2016	5	17	81	13.32	84	608	47	34	58.02	41.98
8	1	2016	2	16	81	13.32	85	608	53	28	65.43	34.57
8	14	2016	1	18	81	13.32	86	608	42	39	51.85	48.15
8	20	2016	7	13	81	13.32	87	608	38	43	46.91	53.09
9	3	2016	7	13	81	13.32	88	608	39	42	48.15	51.85
7	4	2016	2	16	80	13.16	89	608	40	40	50.00	50.00
7	17	2016	1	14	80	13.16	90	608	43	37	53.75	46.25
7	17	2016	1	16	80	13.16	91	608	37	43	46.25	53.75
7	22	2016	6	12	80	13.16	92	608	32	48	40.00	60.00
8	1	2016	2	12	80	13.16	93	608	35	45	43.75	56.25
8	12	2016	6	16	80	13.16	94	608	52	28	65.00	35.00
5	20	2016	6	17	79	12.99	95	608	45	34	56.96	43.04
7	15	2016	6	12	79	12.99	96	608	47	32	59.49	40.51
7	23	2016	7	11	79	12.99	97	608	44	35	55.70	44.30
8	18	2016	5	13	79	12.99	98	608	42	37	53.16	46.84
8	21	2016	1	13	79	12.99	99	608	37	42	46.84	53.16
8	21	2016	1	14	79	12.99	100	608	52	27	65.82	34.18
9	12	2016	2	16	79	12.99	101	608	49	30	62.03	37.97
7	8	2016	6	13	78	12.83	102	608	41	37	52.56	47.44
7	22	2016	6	17	78	12.83	103	608	54	24	69.23	30.77
7	26	2016	3	12	78	12.83	104	608	37	41	47.44	52.56
7	26	2016	3	15	78	12.83	105	608	42	36	53.85	46.15
7	30	2016	7	18	78	12.83	106	608	41	37	52.56	47.44
8	1	2016	2	13	78	12.83	107	608	41	37	52.56	47.44
8	4	2016	5	14	78	12.83	108	608	39	39	50.00	50.00
8	6	2016	7	17	78	12.83	109	608	44	34	56.41	43.59
8	11	2016	5	11	78	12.83	110	608	24	54	30.77	69.23
8	13	2016	7	13	78	12.83	111	608	45	33	57.69	42.31
8	17	2016	4	13	78	12.83	112	608	35	43	44.87	55.13
9	7	2016	4	16	78	12.83	113	608	47	31	60.26	39.74
9	15	2016	5	16	78	12.83	114	608	40	38	51.28	48.72
7	4	2016	2	17	77	12.66	115	608	31	46	40.26	59.74
7	14	2016	5	15	77	12.66	116	608	53	24	68.83	31.17
8	7	2016	1	16	77	12.66	117	608	52	25	67.53	32.47
8	10	2016	4	16	77	12.66	118	608	44	33	57.14	42.86

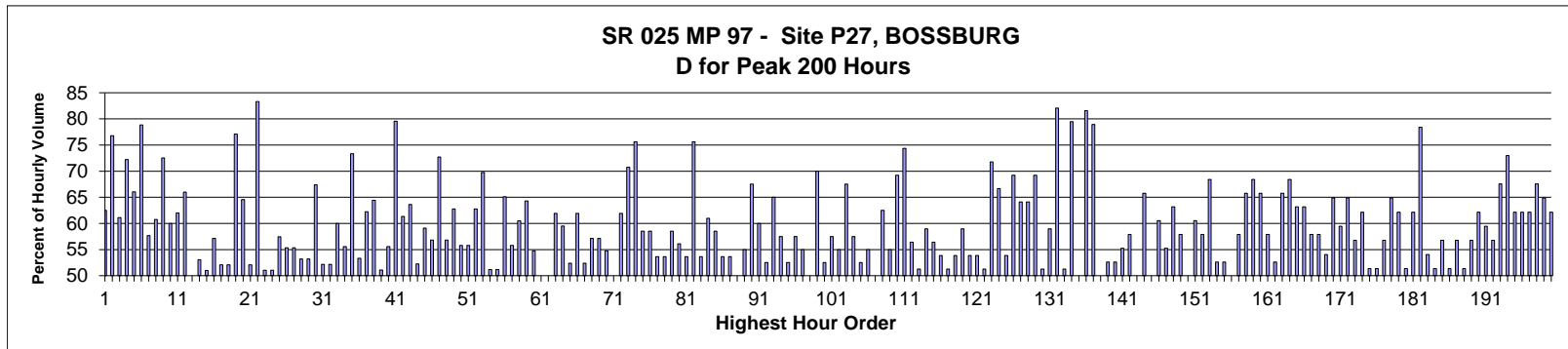
MO	DY	YR	DAY OF WK	HR	HR VOL	PERCENT OF AADT	HOUR NUMBER	AADT	NORTH VOLUME	SOUTH VOLUME	PERCENT NORTH IS OF TOTAL VOLUME	PERCENT SOUTH IS OF TOTAL VOLUME
8	13	2016	7	12	77	12.66	119	608	36	41	46.75	53.25
7	3	2016	1	13	76	12.50	120	608	38	38	50.00	50.00
7	20	2016	4	16	76	12.50	121	608	47	29	61.84	38.16
8	6	2016	7	13	76	12.50	122	608	46	30	60.53	39.47
9	20	2016	3	15	76	12.50	123	608	27	49	35.53	64.47
4	20	2016	4	15	75	12.34	124	608	41	34	54.67	45.33
7	2	2016	7	14	75	12.34	125	608	51	24	68.00	32.00
7	2	2016	7	17	75	12.34	126	608	40	35	53.33	46.67
7	4	2016	2	12	75	12.34	127	608	29	46	38.67	61.33
7	17	2016	1	15	75	12.34	128	608	41	34	54.67	45.33
7	21	2016	5	16	75	12.34	129	608	52	23	69.33	30.67
7	24	2016	1	10	75	12.34	130	608	21	54	28.00	72.00
7	29	2016	6	13	75	12.34	131	608	40	35	53.33	46.67
7	31	2016	1	14	75	12.34	132	608	42	33	56.00	44.00
8	5	2016	6	12	75	12.34	133	608	38	37	50.67	49.33
8	10	2016	4	12	75	12.34	134	608	27	48	36.00	64.00
8	14	2016	1	17	75	12.34	135	608	38	37	50.67	49.33
8	16	2016	3	15	75	12.34	136	608	35	40	46.67	53.33
8	17	2016	4	16	75	12.34	137	608	41	34	54.67	45.33
4	1	2016	6	13	74	12.17	138	608	31	43	41.89	58.11
7	8	2016	6	14	74	12.17	139	608	48	26	64.86	35.14
7	13	2016	4	16	74	12.17	140	608	41	33	55.41	44.59
7	17	2016	1	13	74	12.17	141	608	35	39	47.30	52.70
7	22	2016	6	11	74	12.17	142	608	18	56	24.32	75.68
7	24	2016	1	17	74	12.17	143	608	28	46	37.84	62.16
7	27	2016	4	12	74	12.17	144	608	33	41	44.59	55.41
7	29	2016	6	12	74	12.17	145	608	33	41	44.59	55.41
8	2	2016	3	18	74	12.17	146	608	42	32	56.76	43.24
8	4	2016	5	13	74	12.17	147	608	27	47	36.49	63.51
8	5	2016	6	17	74	12.17	148	608	37	37	50.00	50.00
8	5	2016	6	19	74	12.17	149	608	46	28	62.16	37.84
8	7	2016	1	10	74	12.17	150	608	19	55	25.68	74.32
8	14	2016	1	15	74	12.17	151	608	50	24	67.57	32.43
9	2	2016	6	15	74	12.17	152	608	48	26	64.86	35.14
9	19	2016	2	15	74	12.17	153	608	30	44	40.54	59.46
9	23	2016	6	11	74	12.17	154	608	43	31	58.11	41.89
6	7	2016	3	18	73	12.01	155	608	42	31	57.53	42.47
6	10	2016	6	17	73	12.01	156	608	49	24	67.12	32.88
7	12	2016	3	12	73	12.01	157	608	37	36	50.68	49.32
7	25	2016	2	16	73	12.01	158	608	46	27	63.01	36.99
7	30	2016	7	19	73	12.01	159	608	29	44	39.73	60.27
8	2	2016	3	17	73	12.01	160	608	48	25	65.75	34.25
8	16	2016	3	16	73	12.01	161	608	45	28	61.64	38.36
8	18	2016	5	17	73	12.01	162	608	44	29	60.27	39.73
8	18	2016	5	18	73	12.01	163	608	49	24	67.12	32.88
8	19	2016	6	16	73	12.01	164	608	38	35	52.05	47.95
8	20	2016	7	10	73	12.01	165	608	34	39	46.58	53.42
8	24	2016	4	12	73	12.01	166	608	33	40	45.21	54.79
8	30	2016	3	16	73	12.01	167	608	48	25	65.75	34.25
9	3	2016	7	16	73	12.01	168	608	40	33	54.79	45.21
4	13	2016	4	16	72	11.84	169	608	37	35	51.39	48.61

MO	DY	YR	DAY OF WK	HR	HR VOL	PERCENT OF AADT	HOUR NUMBER	AADT	NORTH VOLUME	SOUTH VOLUME	PERCENT NORTH IS OF TOTAL VOLUME	PERCENT SOUTH IS OF TOTAL VOLUME
5	27	2016	6	15	72	11.84	170	608	35	37	48.61	51.39
6	26	2016	1	16	72	11.84	171	608	42	30	58.33	41.67
6	29	2016	4	15	72	11.84	172	608	43	29	59.72	40.28
7	9	2016	7	16	72	11.84	173	608	42	30	58.33	41.67
7	22	2016	6	13	72	11.84	174	608	39	33	54.17	45.83
7	28	2016	5	13	72	11.84	175	608	44	28	61.11	38.89
8	1	2016	2	14	72	11.84	176	608	39	33	54.17	45.83
8	5	2016	6	14	72	11.84	177	608	47	25	65.28	34.72
8	8	2016	2	12	72	11.84	178	608	31	41	43.06	56.94
8	19	2016	6	15	72	11.84	179	608	44	28	61.11	38.89
8	24	2016	4	13	72	11.84	180	608	45	27	62.50	37.50
9	2	2016	6	17	72	11.84	181	608	48	24	66.67	33.33
9	15	2016	5	15	72	11.84	182	608	34	38	47.22	52.78
7	1	2016	6	16	71	11.68	183	608	45	26	63.38	36.62
7	4	2016	2	13	71	11.68	184	608	41	30	57.75	42.25
7	11	2016	2	16	71	11.68	185	608	44	27	61.97	38.03
7	17	2016	1	12	71	11.68	186	608	29	42	40.85	59.15
7	19	2016	3	13	71	11.68	187	608	36	35	50.70	49.30
7	20	2016	4	15	71	11.68	188	608	42	29	59.15	40.85
7	27	2016	4	13	71	11.68	189	608	47	24	66.20	33.80
7	28	2016	5	16	71	11.68	190	608	34	37	47.89	52.11
8	3	2016	4	16	71	11.68	191	608	41	30	57.75	42.25
8	10	2016	4	11	71	11.68	192	608	21	50	29.58	70.42
8	13	2016	7	19	71	11.68	193	608	37	34	52.11	47.89
8	14	2016	1	13	71	11.68	194	608	35	36	49.30	50.70
8	31	2016	4	15	71	11.68	195	608	33	38	46.48	53.52
8	31	2016	4	16	71	11.68	196	608	38	33	53.52	46.48
9	3	2016	7	12	71	11.68	197	608	33	38	46.48	53.52
9	30	2016	6	16	71	11.68	198	608	40	31	56.34	43.66
10	22	2016	7	15	71	11.68	199	608	35	36	49.30	50.70
6	4	2016	7	11	70	11.51	200	608	14	56	20.00	80.00





**AADT= 341      K 30 FACTOR= 13.49      K 100 FACTOR= 11.73      K 200 FACTOR= 10.85      D 30 FACTOR= 67.39**



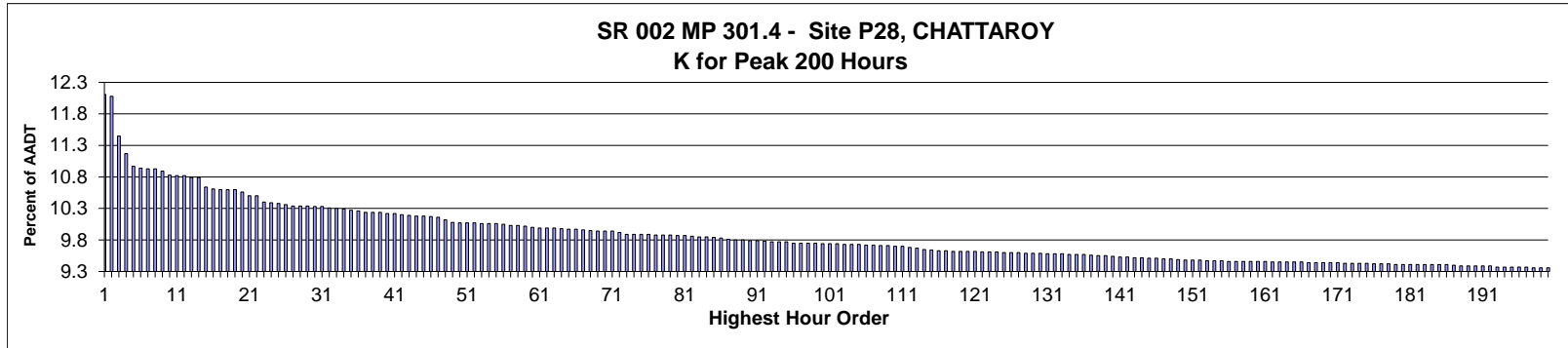
MO	DY	YR	DAY OF WK	HR	HR VOL	PERCENT OF AADT	HOUR NUMBER	AADT	NORTH VOLUME	SOUTH VOLUME	PERCENT NORTH IS OF TOTAL VOLUME	PERCENT SOUTH IS OF TOTAL VOLUME
7	1	2016	6	12	56	16.42	1	341	21	35	37.50	62.50
9	5	2016	2	12	56	16.42	2	341	13	43	23.21	76.79
7	30	2016	7	14	54	15.84	3	341	21	33	38.89	61.11
8	8	2016	2	17	54	15.84	4	341	15	39	27.78	72.22
9	1	2016	5	8	53	15.54	5	341	18	35	33.96	66.04
4	24	2016	1	12	52	15.25	6	341	11	41	21.15	78.85
9	1	2016	5	14	52	15.25	7	341	22	30	42.31	57.69
6	17	2016	6	12	51	14.96	8	341	31	20	60.78	39.22
7	1	2016	6	11	51	14.96	9	341	14	37	27.45	72.55
7	6	2016	4	11	50	14.66	10	341	20	30	40.00	60.00
9	2	2016	6	12	50	14.66	11	341	19	31	38.00	62.00
9	2	2016	6	14	50	14.66	12	341	17	33	34.00	66.00
9	4	2016	1	12	50	14.66	13	341	25	25	50.00	50.00
6	28	2016	3	16	49	14.37	14	341	23	26	46.94	53.06
7	5	2016	3	15	49	14.37	15	341	24	25	48.98	51.02
7	15	2016	6	13	49	14.37	16	341	28	21	57.14	42.86

MO	DY	YR	DAY OF WK	HR	HR VOL	PERCENT OF AADT	HOUR NUMBER	AADT	NORTH VOLUME	SOUTH VOLUME	PERCENT NORTH IS OF TOTAL VOLUME	PERCENT SOUTH IS OF TOTAL VOLUME
7	2	2016	7	13	48	14.08	17	341	25	23	52.08	47.92
7	16	2016	7	16	48	14.08	18	341	25	23	52.08	47.92
9	1	2016	5	9	48	14.08	19	341	11	37	22.92	77.08
9	5	2016	2	10	48	14.08	20	341	31	17	64.58	35.42
9	29	2016	5	15	48	14.08	21	341	25	23	52.08	47.92
10	1	2016	7	11	48	14.08	22	341	8	40	16.67	83.33
2	29	2016	2	16	47	13.78	23	341	24	23	51.06	48.94
6	17	2016	6	17	47	13.78	24	341	23	24	48.94	51.06
6	23	2016	5	16	47	13.78	25	341	27	20	57.45	42.55
7	29	2016	6	16	47	13.78	26	341	26	21	55.32	44.68
8	1	2016	2	15	47	13.78	27	341	26	21	55.32	44.68
8	27	2016	7	13	47	13.78	28	341	22	25	46.81	53.19
9	15	2016	5	12	47	13.78	29	341	22	25	46.81	53.19
7	10	2016	1	14	46	13.49	30	341	15	31	32.61	67.39
8	25	2016	5	17	46	13.49	31	341	24	22	52.17	47.83
10	1	2016	7	15	46	13.49	32	341	22	24	47.83	52.17
7	7	2016	5	15	45	13.20	33	341	18	27	40.00	60.00
7	30	2016	7	12	45	13.20	34	341	20	25	44.44	55.56
8	8	2016	2	14	45	13.20	35	341	12	33	26.67	73.33
9	1	2016	5	15	45	13.20	36	341	21	24	46.67	53.33
9	5	2016	2	17	45	13.20	37	341	17	28	37.78	62.22
9	30	2016	6	16	45	13.20	38	341	16	29	35.56	64.44
10	1	2016	7	13	45	13.20	39	341	22	23	48.89	51.11
10	1	2016	7	14	45	13.20	40	341	25	20	55.56	44.44
4	24	2016	1	11	44	12.90	41	341	9	35	20.45	79.55
7	20	2016	4	15	44	12.90	42	341	27	17	61.36	38.64
8	8	2016	2	15	44	12.90	43	341	16	28	36.36	63.64
8	18	2016	5	15	44	12.90	44	341	21	23	47.73	52.27
8	24	2016	4	12	44	12.90	45	341	18	26	40.91	59.09
8	31	2016	4	16	44	12.90	46	341	19	25	43.18	56.82
9	4	2016	1	18	44	12.90	47	341	12	32	27.27	72.73
10	1	2016	7	12	44	12.90	48	341	19	25	43.18	56.82
1	18	2016	2	14	43	12.61	49	341	16	27	37.21	62.79
3	2	2016	4	16	43	12.61	50	341	19	24	44.19	55.81
6	6	2016	2	16	43	12.61	51	341	24	19	55.81	44.19
6	29	2016	4	16	43	12.61	52	341	16	27	37.21	62.79
7	5	2016	3	12	43	12.61	53	341	13	30	30.23	69.77
7	19	2016	3	17	43	12.61	54	341	22	21	51.16	48.84
7	21	2016	5	12	43	12.61	55	341	21	22	48.84	51.16
8	29	2016	2	10	43	12.61	56	341	15	28	34.88	65.12
9	2	2016	6	16	43	12.61	57	341	24	19	55.81	44.19
10	1	2016	7	17	43	12.61	58	341	26	17	60.47	39.53
2	10	2016	4	16	42	12.32	59	341	27	15	64.29	35.71
2	15	2016	2	16	42	12.32	60	341	19	23	45.24	54.76
2	26	2016	6	16	42	12.32	61	341	21	21	50.00	50.00
4	30	2016	7	16	42	12.32	62	341	21	21	50.00	50.00
5	1	2016	1	13	42	12.32	63	341	16	26	38.10	61.90
6	20	2016	2	13	42	12.32	64	341	17	25	40.48	59.52
7	1	2016	6	14	42	12.32	65	341	20	22	47.62	52.38
7	1	2016	6	17	42	12.32	66	341	26	16	61.90	38.10
7	9	2016	7	14	42	12.32	67	341	20	22	47.62	52.38

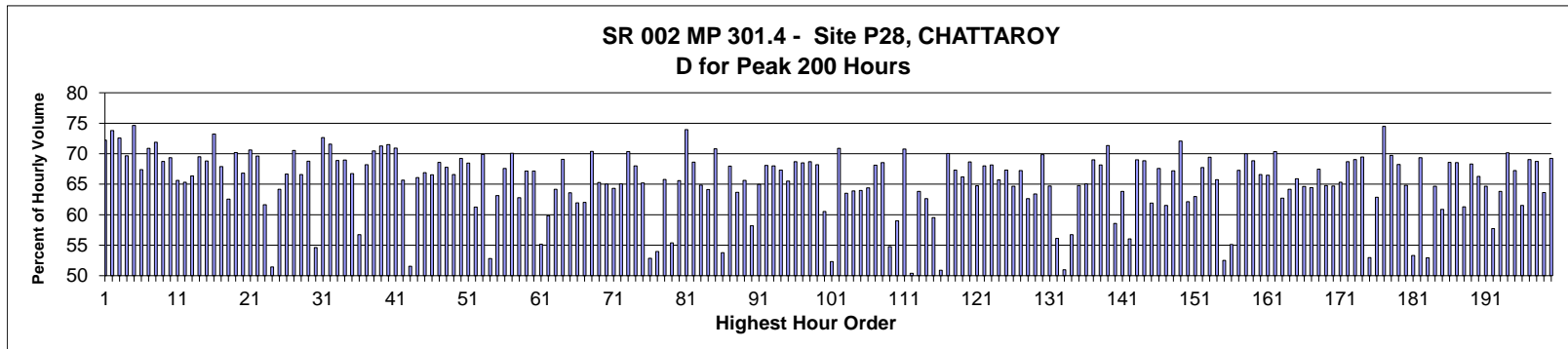
MO	DY	YR	DAY OF WK	HR	HR VOL	PERCENT OF AADT	HOUR NUMBER	AADT	NORTH VOLUME	SOUTH VOLUME	PERCENT NORTH IS OF TOTAL VOLUME	PERCENT SOUTH IS OF TOTAL VOLUME
7	14	2016	5	17	42	12.32	68	341	24	18	57.14	42.86
7	19	2016	3	16	42	12.32	69	341	24	18	57.14	42.86
7	21	2016	5	14	42	12.32	70	341	19	23	45.24	54.76
7	29	2016	6	15	42	12.32	71	341	21	21	50.00	50.00
8	2	2016	3	16	42	12.32	72	341	26	16	61.90	38.10
6	30	2016	5	16	41	12.02	73	341	12	29	29.27	70.73
7	1	2016	6	10	41	12.02	74	341	10	31	24.39	75.61
7	6	2016	4	13	41	12.02	75	341	17	24	41.46	58.54
7	9	2016	7	11	41	12.02	76	341	17	24	41.46	58.54
7	16	2016	7	13	41	12.02	77	341	19	22	46.34	53.66
7	27	2016	4	15	41	12.02	78	341	22	19	53.66	46.34
7	28	2016	5	16	41	12.02	79	341	17	24	41.46	58.54
8	5	2016	6	13	41	12.02	80	341	18	23	43.90	56.10
8	8	2016	2	16	41	12.02	81	341	19	22	46.34	53.66
8	8	2016	2	18	41	12.02	82	341	10	31	24.39	75.61
8	19	2016	6	13	41	12.02	83	341	22	19	53.66	46.34
8	23	2016	3	14	41	12.02	84	341	16	25	39.02	60.98
9	3	2016	7	14	41	12.02	85	341	24	17	58.54	41.46
9	6	2016	3	15	41	12.02	86	341	22	19	53.66	46.34
10	1	2016	7	16	41	12.02	87	341	22	19	53.66	46.34
5	20	2016	6	16	40	11.73	88	341	20	20	50.00	50.00
6	4	2016	7	15	40	11.73	89	341	22	18	55.00	45.00
6	16	2016	5	14	40	11.73	90	341	13	27	32.50	67.50
7	3	2016	1	15	40	11.73	91	341	16	24	40.00	60.00
7	7	2016	5	14	40	11.73	92	341	19	21	47.50	52.50
7	14	2016	5	12	40	11.73	93	341	14	26	35.00	65.00
7	15	2016	6	14	40	11.73	94	341	23	17	57.50	42.50
7	15	2016	6	15	40	11.73	95	341	21	19	52.50	47.50
7	18	2016	2	13	40	11.73	96	341	17	23	42.50	57.50
7	21	2016	5	16	40	11.73	97	341	18	22	45.00	55.00
7	22	2016	6	16	40	11.73	98	341	20	20	50.00	50.00
7	24	2016	1	11	40	11.73	99	341	12	28	30.00	70.00
7	24	2016	1	12	40	11.73	100	341	19	21	47.50	52.50
7	27	2016	4	16	40	11.73	101	341	23	17	57.50	42.50
7	28	2016	5	14	40	11.73	102	341	18	22	45.00	55.00
8	1	2016	2	16	40	11.73	103	341	27	13	67.50	32.50
8	2	2016	3	12	40	11.73	104	341	17	23	42.50	57.50
8	23	2016	3	15	40	11.73	105	341	21	19	52.50	47.50
8	24	2016	4	15	40	11.73	106	341	18	22	45.00	55.00
8	27	2016	7	11	40	11.73	107	341	20	20	50.00	50.00
9	2	2016	6	13	40	11.73	108	341	15	25	37.50	62.50
9	9	2016	6	16	40	11.73	109	341	18	22	45.00	55.00
4	29	2016	6	15	39	11.44	110	341	27	12	69.23	30.77
5	1	2016	1	15	39	11.44	111	341	10	29	25.64	74.36
6	3	2016	6	12	39	11.44	112	341	17	22	43.59	56.41
6	15	2016	4	15	39	11.44	113	341	19	20	48.72	51.28
6	19	2016	1	14	39	11.44	114	341	23	16	58.97	41.03
6	20	2016	2	16	39	11.44	115	341	22	17	56.41	43.59
6	29	2016	4	15	39	11.44	116	341	21	18	53.85	46.15
7	1	2016	6	15	39	11.44	117	341	20	19	51.28	48.72
7	1	2016	6	16	39	11.44	118	341	21	18	53.85	46.15

MO	DY	YR	DAY OF WK	HR	HR VOL	PERCENT OF AADT	HOUR NUMBER	AADT	NORTH VOLUME	SOUTH VOLUME	PERCENT NORTH IS OF TOTAL VOLUME	PERCENT SOUTH IS OF TOTAL VOLUME
7	8	2016	6	14	39	11.44	119	341	16	23	41.03	58.97
7	20	2016	4	16	39	11.44	120	341	21	18	53.85	46.15
7	22	2016	6	17	39	11.44	121	341	21	18	53.85	46.15
7	29	2016	6	12	39	11.44	122	341	19	20	48.72	51.28
7	31	2016	1	14	39	11.44	123	341	11	28	28.21	71.79
8	8	2016	2	13	39	11.44	124	341	13	26	33.33	66.67
8	12	2016	6	14	39	11.44	125	341	18	21	46.15	53.85
8	18	2016	5	13	39	11.44	126	341	12	27	30.77	69.23
8	22	2016	2	11	39	11.44	127	341	14	25	35.90	64.10
8	23	2016	3	11	39	11.44	128	341	14	25	35.90	64.10
8	23	2016	3	12	39	11.44	129	341	12	27	30.77	69.23
8	24	2016	4	13	39	11.44	130	341	19	20	48.72	51.28
8	28	2016	1	16	39	11.44	131	341	23	16	58.97	41.03
9	1	2016	5	13	39	11.44	132	341	7	32	17.95	82.05
9	8	2016	5	13	39	11.44	133	341	20	19	51.28	48.72
10	1	2016	7	10	39	11.44	134	341	8	31	20.51	79.49
4	13	2016	4	15	38	11.14	135	341	19	19	50.00	50.00
4	23	2016	7	18	38	11.14	136	341	7	31	18.42	81.58
5	1	2016	1	11	38	11.14	137	341	8	30	21.05	78.95
5	17	2016	3	14	38	11.14	138	341	19	19	50.00	50.00
5	20	2016	6	17	38	11.14	139	341	18	20	47.37	52.63
6	1	2016	4	15	38	11.14	140	341	18	20	47.37	52.63
6	3	2016	6	15	38	11.14	141	341	21	17	55.26	44.74
6	7	2016	3	17	38	11.14	142	341	22	16	57.89	42.11
6	9	2016	5	16	38	11.14	143	341	19	19	50.00	50.00
6	17	2016	6	11	38	11.14	144	341	13	25	34.21	65.79
6	19	2016	1	12	38	11.14	145	341	19	19	50.00	50.00
7	2	2016	7	11	38	11.14	146	341	15	23	39.47	60.53
7	8	2016	6	12	38	11.14	147	341	17	21	44.74	55.26
7	13	2016	4	16	38	11.14	148	341	14	24	36.84	63.16
7	17	2016	1	15	38	11.14	149	341	16	22	42.11	57.89
7	24	2016	1	16	38	11.14	150	341	19	19	50.00	50.00
7	25	2016	2	16	38	11.14	151	341	15	23	39.47	60.53
7	29	2016	6	14	38	11.14	152	341	16	22	42.11	57.89
8	2	2016	3	15	38	11.14	153	341	12	26	31.58	68.42
8	3	2016	4	16	38	11.14	154	341	20	18	52.63	47.37
8	5	2016	6	16	38	11.14	155	341	20	18	52.63	47.37
8	6	2016	7	14	38	11.14	156	341	19	19	50.00	50.00
8	14	2016	1	12	38	11.14	157	341	16	22	42.11	57.89
8	20	2016	7	11	38	11.14	158	341	13	25	34.21	65.79
8	23	2016	3	13	38	11.14	159	341	12	26	31.58	68.42
8	23	2016	3	18	38	11.14	160	341	25	13	65.79	34.21
8	25	2016	5	15	38	11.14	161	341	16	22	42.11	57.89
8	26	2016	6	14	38	11.14	162	341	18	20	47.37	52.63
8	26	2016	6	17	38	11.14	163	341	25	13	65.79	34.21
8	26	2016	6	19	38	11.14	164	341	26	12	68.42	31.58
9	1	2016	5	12	38	11.14	165	341	14	24	36.84	63.16
9	5	2016	2	14	38	11.14	166	341	14	24	36.84	63.16
9	16	2016	6	12	38	11.14	167	341	16	22	42.11	57.89
10	17	2016	2	16	38	11.14	168	341	22	16	57.89	42.11
1	5	2016	3	13	37	10.85	169	341	17	20	45.95	54.05

MO	DY	YR	DAY OF WK	HR	HR VOL	PERCENT OF AADT	HOUR NUMBER	AADT	NORTH VOLUME	SOUTH VOLUME	PERCENT NORTH IS OF TOTAL VOLUME	PERCENT SOUTH IS OF TOTAL VOLUME
1	18	2016	2	17	37	10.85	170	341	13	24	35.14	64.86
1	19	2016	3	17	37	10.85	171	341	22	15	59.46	40.54
4	29	2016	6	17	37	10.85	172	341	24	13	64.86	35.14
4	29	2016	6	18	37	10.85	173	341	21	16	56.76	43.24
5	20	2016	6	12	37	10.85	174	341	14	23	37.84	62.16
5	23	2016	2	13	37	10.85	175	341	18	19	48.65	51.35
5	23	2016	2	14	37	10.85	176	341	18	19	48.65	51.35
6	2	2016	5	12	37	10.85	177	341	16	21	43.24	56.76
6	13	2016	2	14	37	10.85	178	341	13	24	35.14	64.86
6	16	2016	5	12	37	10.85	179	341	14	23	37.84	62.16
6	22	2016	4	17	37	10.85	180	341	18	19	48.65	51.35
6	30	2016	5	13	37	10.85	181	341	14	23	37.84	62.16
7	6	2016	4	12	37	10.85	182	341	8	29	21.62	78.38
7	6	2016	4	17	37	10.85	183	341	20	17	54.05	45.95
7	9	2016	7	13	37	10.85	184	341	18	19	48.65	51.35
7	14	2016	5	14	37	10.85	185	341	16	21	43.24	56.76
7	18	2016	2	15	37	10.85	186	341	19	18	51.35	48.65
7	18	2016	2	16	37	10.85	187	341	21	16	56.76	43.24
7	25	2016	2	15	37	10.85	188	341	18	19	48.65	51.35
7	28	2016	5	18	37	10.85	189	341	21	16	56.76	43.24
7	29	2016	6	11	37	10.85	190	341	14	23	37.84	62.16
7	29	2016	6	19	37	10.85	191	341	15	22	40.54	59.46
7	31	2016	1	11	37	10.85	192	341	16	21	43.24	56.76
8	1	2016	2	13	37	10.85	193	341	12	25	32.43	67.57
8	3	2016	4	10	37	10.85	194	341	10	27	27.03	72.97
8	11	2016	5	17	37	10.85	195	341	14	23	37.84	62.16
8	21	2016	1	15	37	10.85	196	341	23	14	62.16	37.84
8	24	2016	4	16	37	10.85	197	341	23	14	62.16	37.84
8	26	2016	6	15	37	10.85	198	341	25	12	67.57	32.43
8	27	2016	7	12	37	10.85	199	341	13	24	35.14	64.86
8	31	2016	4	9	37	10.85	200	341	14	23	37.84	62.16



AADT= 17,719      K 30 FACTOR= 10.33      K 100 FACTOR= 9.74      K 200 FACTOR= 9.36      D 30 FACTOR= 54.61



MO	DY	YR	DAY OF WK	HR	HR VOL	PERCENT OF AADT	HOUR NUMBER	AADT	EAST VOLUME	WEST VOLUME	PERCENT EAST IS OF TOTAL VOLUME	PERCENT WEST IS OF TOTAL VOLUME
7	1	2016	6	17	2,146	12.11	1	17,719	1,550	596	72.23	27.77
7	1	2016	6	18	2,140	12.08	2	17,719	1,579	561	73.79	26.21
5	27	2016	6	17	2,028	11.45	3	17,719	1,472	556	72.58	27.42
8	5	2016	6	18	1,980	11.17	4	17,719	1,379	601	69.65	30.35
5	27	2016	6	18	1,943	10.97	5	17,719	1,450	493	74.63	25.37
7	1	2016	6	16	1,938	10.94	6	17,719	1,306	632	67.39	32.61
8	19	2016	6	18	1,936	10.93	7	17,719	1,372	564	70.87	29.13
9	2	2016	6	17	1,936	10.93	8	17,719	1,392	544	71.90	28.10
8	5	2016	6	17	1,929	10.89	9	17,719	1,326	603	68.74	31.26
8	19	2016	6	17	1,919	10.83	10	17,719	1,331	588	69.36	30.64
6	3	2016	6	17	1,918	10.82	11	17,719	1,259	659	65.64	34.36
7	15	2016	6	17	1,918	10.82	12	17,719	1,253	665	65.33	34.67
9	9	2016	6	17	1,912	10.79	13	17,719	1,269	643	66.37	33.63
9	9	2016	6	18	1,912	10.79	14	17,719	1,329	583	69.51	30.49
8	12	2016	6	18	1,886	10.64	15	17,719	1,298	588	68.82	31.18
7	22	2016	6	18	1,880	10.61	16	17,719	1,377	503	73.24	26.76

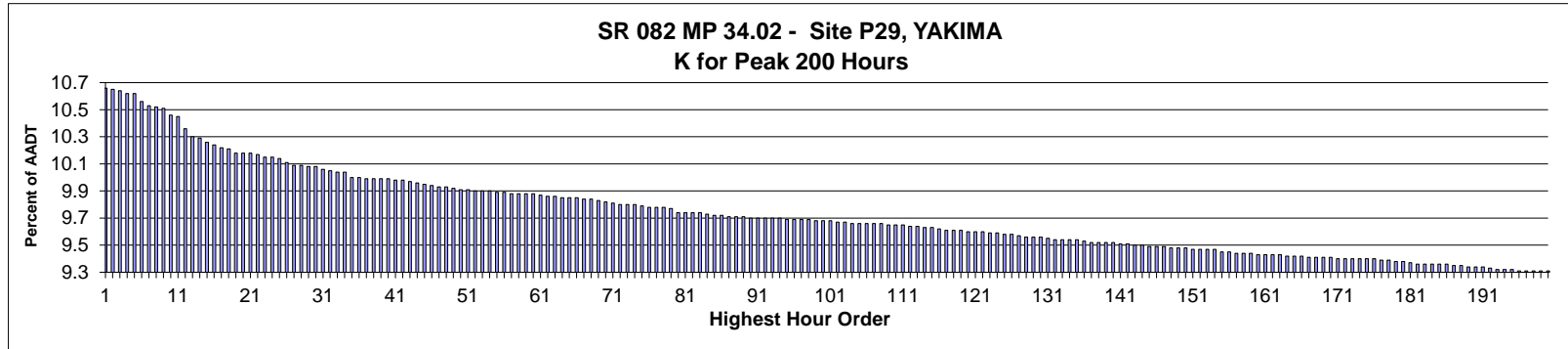
MO	DY	YR	DAY OF WK	HR	HR VOL	PERCENT OF AADT	HOUR NUMBER	AADT	EAST VOLUME	WEST VOLUME	PERCENT	PERCENT
											IS OF TOTAL VOLUME	WEST IS OF TOTAL VOLUME
8	12	2016	6	17	1,879	10.60	17	17,719	1,276	603	67.91	32.09
7	5	2016	3	13	1,878	10.60	18	17,719	703	1,175	37.43	62.57
8	26	2016	6	18	1,878	10.60	19	17,719	1,318	560	70.18	29.82
7	1	2016	6	15	1,871	10.56	20	17,719	1,250	621	66.81	33.19
7	15	2016	6	18	1,861	10.50	21	17,719	1,314	547	70.61	29.39
7	29	2016	6	17	1,860	10.50	22	17,719	1,295	565	69.62	30.38
7	2	2016	7	12	1,842	10.40	23	17,719	1,135	707	61.62	38.38
7	30	2016	7	12	1,841	10.39	24	17,719	894	947	48.56	51.44
9	16	2016	6	17	1,839	10.38	25	17,719	1,180	659	64.17	35.83
9	23	2016	6	17	1,835	10.36	26	17,719	1,223	612	66.65	33.35
6	30	2016	5	18	1,833	10.34	27	17,719	1,293	540	70.54	29.46
7	1	2016	6	14	1,832	10.34	28	17,719	1,220	612	66.59	33.41
8	26	2016	6	17	1,832	10.34	29	17,719	1,260	572	68.78	31.22
8	6	2016	7	12	1,831	10.33	30	17,719	831	1,000	45.39	54.61
9	2	2016	6	18	1,831	10.33	31	17,719	1,330	501	72.64	27.36
7	29	2016	6	18	1,827	10.31	32	17,719	1,308	519	71.59	28.41
9	16	2016	6	18	1,825	10.30	33	17,719	1,257	568	68.88	31.12
6	24	2016	6	18	1,824	10.29	34	17,719	1,258	566	68.97	31.03
5	6	2016	6	17	1,820	10.27	35	17,719	1,215	605	66.76	33.24
7	5	2016	3	17	1,818	10.26	36	17,719	1,031	787	56.71	43.29
9	2	2016	6	16	1,815	10.24	37	17,719	1,238	577	68.21	31.79
7	22	2016	6	17	1,814	10.24	38	17,719	1,278	536	70.45	29.55
8	3	2016	4	18	1,814	10.24	39	17,719	1,293	521	71.28	28.72
6	3	2016	6	18	1,810	10.22	40	17,719	1,294	516	71.49	28.51
9	23	2016	6	18	1,810	10.22	41	17,719	1,284	526	70.94	29.06
8	5	2016	6	16	1,808	10.20	42	17,719	1,187	621	65.65	34.35
7	23	2016	7	12	1,806	10.19	43	17,719	931	875	51.55	48.45
5	20	2016	6	17	1,804	10.18	44	17,719	1,192	612	66.08	33.92
10	7	2016	6	17	1,804	10.18	45	17,719	1,207	597	66.91	33.09
6	17	2016	6	17	1,802	10.17	46	17,719	1,199	603	66.54	33.46
6	24	2016	6	17	1,801	10.16	47	17,719	1,235	566	68.57	31.43
8	10	2016	4	18	1,793	10.12	48	17,719	1,215	578	67.76	32.24
5	13	2016	6	17	1,786	10.08	49	17,719	1,189	597	66.57	33.43
5	6	2016	6	18	1,785	10.07	50	17,719	1,236	549	69.24	30.76
8	4	2016	5	18	1,785	10.07	51	17,719	1,222	563	68.46	31.54
7	2	2016	7	13	1,784	10.07	52	17,719	1,093	691	61.27	38.73
5	26	2016	5	18	1,783	10.06	53	17,719	1,246	537	69.88	30.12
7	31	2016	1	15	1,783	10.06	54	17,719	841	942	47.17	52.83
7	5	2016	3	18	1,782	10.06	55	17,719	1,125	657	63.13	36.87
7	7	2016	5	18	1,780	10.05	56	17,719	1,203	577	67.58	32.42
7	8	2016	6	18	1,778	10.03	57	17,719	1,246	532	70.08	29.92
8	26	2016	6	16	1,777	10.03	58	17,719	1,116	661	62.80	37.20
9	30	2016	6	18	1,775	10.02	59	17,719	1,192	583	67.15	32.85
6	22	2016	4	18	1,772	10.00	60	17,719	1,190	582	67.16	32.84
4	16	2016	7	19	1,770	9.99	61	17,719	794	976	44.86	55.14
7	4	2016	2	14	1,770	9.99	62	17,719	711	1,059	40.17	59.83
8	12	2016	6	16	1,770	9.99	63	17,719	1,136	634	64.18	35.82
8	2	2016	3	18	1,769	9.98	64	17,719	1,222	547	69.08	30.92
7	31	2016	1	17	1,767	9.97	65	17,719	643	1,124	36.39	63.61
9	30	2016	6	17	1,766	9.97	66	17,719	1,094	672	61.95	38.05
7	15	2016	6	16	1,764	9.96	67	17,719	1,094	670	62.02	37.98

MO	DY	YR	DAY OF WK	HR	HR VOL	PERCENT OF AADT	HOUR NUMBER	AADT	EAST VOLUME	WEST VOLUME	PERCENT IS OF TOTAL VOLUME	PERCENT WEST IS OF TOTAL VOLUME
9	1	2016	5	18	1,763	9.95	68	17,719	1,241	522	70.39	29.61
6	30	2016	5	17	1,762	9.94	69	17,719	1,150	612	65.27	34.73
7	8	2016	6	17	1,761	9.94	70	17,719	1,145	616	65.02	34.98
8	17	2016	4	17	1,761	9.94	71	17,719	1,133	628	64.34	35.66
8	2	2016	3	17	1,757	9.92	72	17,719	1,143	614	65.05	34.95
5	13	2016	6	18	1,753	9.89	73	17,719	1,233	520	70.34	29.66
5	27	2016	6	16	1,753	9.89	74	17,719	1,192	561	68.00	32.00
8	4	2016	5	17	1,753	9.89	75	17,719	1,143	610	65.20	34.80
8	14	2016	1	14	1,752	9.89	76	17,719	826	926	47.15	52.85
8	20	2016	7	13	1,751	9.88	77	17,719	945	806	53.97	46.03
4	22	2016	6	17	1,750	9.88	78	17,719	1,151	599	65.77	34.23
7	31	2016	1	16	1,750	9.88	79	17,719	781	969	44.63	55.37
8	19	2016	6	16	1,749	9.87	80	17,719	1,147	602	65.58	34.42
7	1	2016	6	19	1,748	9.87	81	17,719	1,293	455	73.97	26.03
8	11	2016	5	18	1,747	9.86	82	17,719	1,199	548	68.63	31.37
7	21	2016	5	17	1,745	9.85	83	17,719	1,132	613	64.87	35.13
8	25	2016	5	17	1,745	9.85	84	17,719	1,119	626	64.13	35.87
6	17	2016	6	18	1,743	9.84	85	17,719	1,234	509	70.80	29.20
7	23	2016	7	13	1,741	9.83	86	17,719	936	805	53.76	46.24
6	10	2016	6	17	1,738	9.81	87	17,719	1,181	557	67.95	32.05
6	9	2016	5	17	1,737	9.80	88	17,719	1,106	631	63.67	36.33
7	20	2016	4	17	1,737	9.80	89	17,719	1,140	597	65.63	34.37
7	4	2016	2	13	1,734	9.79	90	17,719	725	1,009	41.81	58.19
7	29	2016	6	16	1,734	9.79	91	17,719	1,127	607	64.99	35.01
7	28	2016	5	18	1,733	9.78	92	17,719	1,180	553	68.09	31.91
5	20	2016	6	18	1,731	9.77	93	17,719	1,177	554	68.00	32.00
7	27	2016	4	18	1,731	9.77	94	17,719	1,165	566	67.30	32.70
11	10	2016	5	17	1,731	9.77	95	17,719	1,134	597	65.51	34.49
5	31	2016	3	18	1,728	9.75	96	17,719	1,187	541	68.69	31.31
8	1	2016	2	18	1,728	9.75	97	17,719	1,184	544	68.52	31.48
10	12	2016	4	18	1,728	9.75	98	17,719	1,187	541	68.69	31.31
10	21	2016	6	17	1,727	9.75	99	17,719	1,178	549	68.21	31.79
6	3	2016	6	16	1,726	9.74	100	17,719	1,045	681	60.54	39.46
7	31	2016	1	14	1,726	9.74	101	17,719	823	903	47.68	52.32
6	10	2016	6	18	1,725	9.74	102	17,719	1,223	502	70.90	29.10
7	2	2016	7	11	1,724	9.73	103	17,719	1,095	629	63.52	36.48
7	28	2016	5	17	1,724	9.73	104	17,719	1,102	622	63.92	36.08
8	9	2016	3	17	1,724	9.73	105	17,719	1,103	621	63.98	36.02
9	1	2016	5	17	1,722	9.72	106	17,719	1,109	613	64.40	35.60
9	5	2016	2	13	1,722	9.72	107	17,719	549	1,173	31.88	68.12
10	14	2016	6	18	1,721	9.71	108	17,719	1,180	541	68.56	31.44
8	21	2016	1	14	1,720	9.71	109	17,719	778	942	45.23	54.77
7	1	2016	6	13	1,719	9.70	110	17,719	1,014	705	58.99	41.01
6	16	2016	5	18	1,718	9.70	111	17,719	1,216	502	70.78	29.22
7	5	2016	3	16	1,716	9.68	112	17,719	865	851	50.41	49.59
11	4	2016	6	17	1,713	9.67	113	17,719	1,093	620	63.81	36.19
7	7	2016	5	17	1,710	9.65	114	17,719	1,071	639	62.63	37.37
7	5	2016	3	15	1,708	9.64	115	17,719	691	1,017	40.46	59.54
7	16	2016	7	13	1,707	9.63	116	17,719	869	838	50.91	49.09
6	9	2016	5	18	1,706	9.63	117	17,719	1,195	511	70.05	29.95
7	20	2016	4	18	1,705	9.62	118	17,719	1,148	557	67.33	32.67

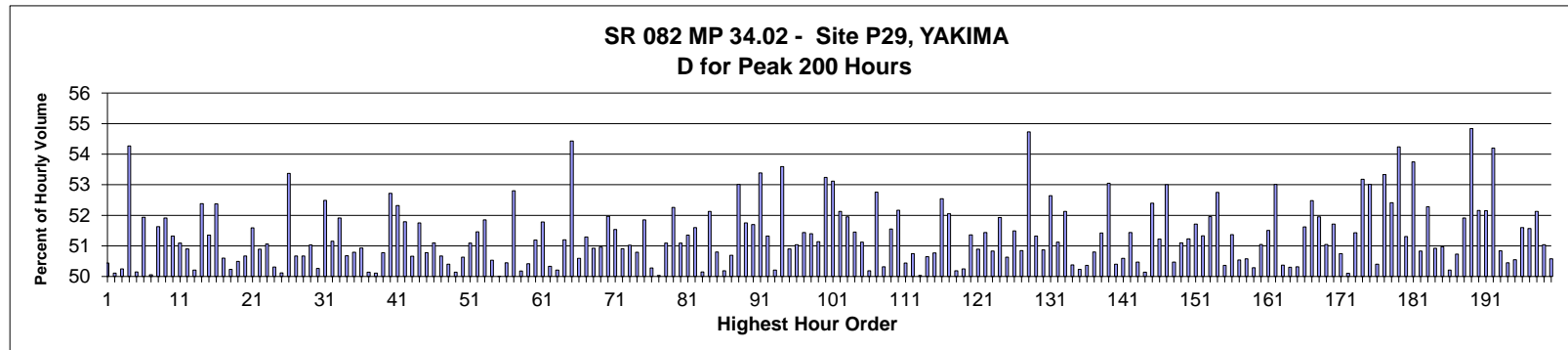


MO	DY	YR	DAY OF WK	HR	HR VOL	PERCENT OF AADT	HOUR NUMBER	AADT	EAST VOLUME	WEST VOLUME	PERCENT EAST IS OF TOTAL VOLUME	PERCENT WEST IS OF TOTAL VOLUME
8	8	2016	2	18	1,705	9.62	119	17,719	1,129	576	66.22	33.78
6	21	2016	3	18	1,704	9.62	120	17,719	1,170	534	68.66	31.34
7	8	2016	6	16	1,704	9.62	121	17,719	1,103	601	64.73	35.27
6	15	2016	4	18	1,703	9.61	122	17,719	1,158	545	68.00	32.00
8	18	2016	5	18	1,702	9.61	123	17,719	1,160	542	68.16	31.84
9	27	2016	3	17	1,702	9.61	124	17,719	1,118	584	65.69	34.31
7	14	2016	5	18	1,701	9.60	125	17,719	1,145	556	67.31	32.69
8	1	2016	2	17	1,701	9.60	126	17,719	1,100	601	64.67	35.33
8	17	2016	4	18	1,701	9.60	127	17,719	1,144	557	67.25	32.75
7	6	2016	4	17	1,700	9.59	128	17,719	1,065	635	62.65	37.35
9	5	2016	2	16	1,700	9.59	129	17,719	622	1,078	36.59	63.41
6	29	2016	4	18	1,699	9.59	130	17,719	1,187	512	69.86	30.14
7	21	2016	5	18	1,698	9.58	131	17,719	1,099	599	64.72	35.28
8	14	2016	1	13	1,698	9.58	132	17,719	745	953	43.88	56.12
8	13	2016	7	12	1,697	9.58	133	17,719	832	865	49.03	50.97
9	16	2016	6	16	1,696	9.57	134	17,719	962	734	56.72	43.28
10	28	2016	6	17	1,696	9.57	135	17,719	1,099	597	64.80	35.20
8	8	2016	2	17	1,695	9.57	136	17,719	1,103	592	65.07	34.93
7	25	2016	2	18	1,694	9.56	137	17,719	1,169	525	69.01	30.99
5	12	2016	5	18	1,693	9.55	138	17,719	1,154	539	68.16	31.84
10	7	2016	6	18	1,693	9.55	139	17,719	1,208	485	71.35	28.65
8	14	2016	1	16	1,691	9.54	140	17,719	701	990	41.45	58.55
8	18	2016	5	17	1,689	9.53	141	17,719	1,078	611	63.82	36.18
7	30	2016	7	13	1,688	9.53	142	17,719	946	742	56.04	43.96
6	23	2016	5	18	1,687	9.52	143	17,719	1,164	523	69.00	31.00
10	6	2016	5	18	1,686	9.52	144	17,719	1,161	525	68.86	31.14
7	5	2016	3	14	1,685	9.51	145	17,719	642	1,043	38.10	61.90
9	28	2016	4	18	1,685	9.51	146	17,719	1,139	546	67.60	32.40
9	9	2016	6	16	1,684	9.50	147	17,719	1,036	648	61.52	38.48
9	15	2016	5	18	1,684	9.50	148	17,719	1,132	552	67.22	32.78
8	9	2016	3	18	1,682	9.49	149	17,719	1,212	470	72.06	27.94
5	6	2016	6	16	1,680	9.48	150	17,719	1,044	636	62.14	37.86
7	2	2016	7	14	1,680	9.48	151	17,719	1,058	622	62.98	37.02
8	11	2016	5	17	1,679	9.48	152	17,719	1,137	542	67.72	32.28
4	22	2016	6	18	1,678	9.47	153	17,719	1,165	513	69.43	30.57
5	30	2016	2	14	1,678	9.47	154	17,719	575	1,103	34.27	65.73
8	20	2016	7	12	1,678	9.47	155	17,719	881	797	52.50	47.50
7	31	2016	1	13	1,677	9.46	156	17,719	753	924	44.90	55.10
9	20	2016	3	18	1,677	9.46	157	17,719	1,128	549	67.26	32.74
11	4	2016	6	18	1,677	9.46	158	17,719	1,174	503	70.01	29.99
8	31	2016	4	18	1,676	9.46	159	17,719	1,154	522	68.85	31.15
9	5	2016	2	15	1,676	9.46	160	17,719	560	1,116	33.41	66.59
11	18	2016	6	18	1,676	9.46	161	17,719	1,114	562	66.47	33.53
10	19	2016	4	18	1,675	9.45	162	17,719	1,178	497	70.33	29.67
5	30	2016	2	15	1,674	9.45	163	17,719	624	1,050	37.28	62.72
6	1	2016	4	17	1,674	9.45	164	17,719	1,074	600	64.16	35.84
8	16	2016	3	17	1,674	9.45	165	17,719	1,103	571	65.89	34.11
9	20	2016	3	17	1,674	9.45	166	17,719	1,082	592	64.64	35.36
5	12	2016	5	17	1,673	9.44	167	17,719	1,078	595	64.44	35.56
6	21	2016	3	17	1,673	9.44	168	17,719	1,129	544	67.48	32.52
9	5	2016	2	14	1,673	9.44	169	17,719	589	1,084	35.21	64.79

MO	DY	YR	DAY OF WK	HR	HR VOL	PERCENT OF AADT	HOUR NUMBER	AADT	EAST VOLUME	WEST VOLUME	PERCENT EAST IS OF TOTAL VOLUME	PERCENT WEST IS OF TOTAL VOLUME
4	15	2016	6	17	1,672	9.44	170	17,719	1,082	590	64.71	35.29
9	8	2016	5	17	1,672	9.44	171	17,719	1,092	580	65.31	34.69
4	20	2016	4	18	1,671	9.43	172	17,719	1,148	523	68.70	31.30
4	29	2016	6	18	1,671	9.43	173	17,719	1,154	517	69.06	30.94
5	18	2016	4	18	1,671	9.43	174	17,719	1,161	510	69.48	30.52
7	24	2016	1	16	1,671	9.43	175	17,719	786	885	47.04	52.96
8	23	2016	3	17	1,670	9.42	176	17,719	1,050	620	62.87	37.13
9	9	2016	6	19	1,670	9.42	177	17,719	1,244	426	74.49	25.51
9	8	2016	5	18	1,669	9.42	178	17,719	1,164	505	69.74	30.26
4	15	2016	6	18	1,668	9.41	179	17,719	1,138	530	68.23	31.77
8	31	2016	4	17	1,668	9.41	180	17,719	1,081	587	64.81	35.19
9	3	2016	7	13	1,668	9.41	181	17,719	889	779	53.30	46.70
6	2	2016	5	18	1,667	9.41	182	17,719	1,156	511	69.35	30.65
7	24	2016	1	13	1,667	9.41	183	17,719	785	882	47.09	52.91
8	3	2016	4	17	1,667	9.41	184	17,719	1,078	589	64.67	35.33
8	14	2016	1	17	1,667	9.41	185	17,719	652	1,015	39.11	60.89
11	17	2016	5	18	1,667	9.41	186	17,719	1,143	524	68.57	31.43
8	25	2016	5	18	1,666	9.40	187	17,719	1,142	524	68.55	31.45
5	20	2016	6	16	1,664	9.39	188	17,719	1,020	644	61.30	38.70
6	16	2016	5	17	1,664	9.39	189	17,719	1,137	527	68.33	31.67
7	6	2016	4	18	1,664	9.39	190	17,719	1,103	561	66.29	33.71
8	15	2016	2	17	1,664	9.39	191	17,719	1,076	588	64.66	35.34
9	30	2016	6	16	1,663	9.39	192	17,719	960	703	57.73	42.27
6	29	2016	4	17	1,661	9.37	193	17,719	1,060	601	63.82	36.18
9	7	2016	4	18	1,661	9.37	194	17,719	1,165	496	70.14	29.86
6	20	2016	2	18	1,660	9.37	195	17,719	1,116	544	67.23	32.77
6	22	2016	4	17	1,660	9.37	196	17,719	1,021	639	61.51	38.49
7	5	2016	3	12	1,660	9.37	197	17,719	514	1,146	30.96	69.04
7	19	2016	3	18	1,659	9.36	198	17,719	1,140	519	68.72	31.28
7	4	2016	2	15	1,658	9.36	199	17,719	603	1,055	36.37	63.63
8	22	2016	2	18	1,658	9.36	200	17,719	1,148	510	69.24	30.76



AADT= 51,756      K 30 FACTOR= 10.08      K 100 FACTOR= 9.68      K 200 FACTOR= 9.31      D 30 FACTOR= 50.26



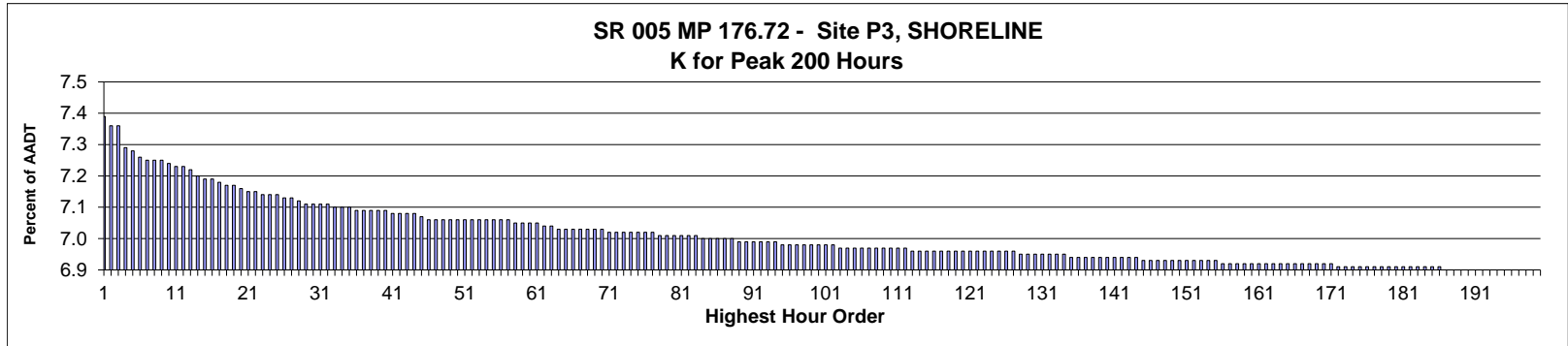
MO	DY	YR	DAY OF WK	HR	HR VOL	PERCENT OF AADT	HOUR NUMBER	AADT	EAST VOLUME	WEST VOLUME	PERCENT IS OF TOTAL VOLUME	PERCENT WEST IS OF TOTAL VOLUME
9	30	2016	6	17	5,515	10.66	1	51,756	2,733	2,782	49.56	50.44
9	16	2016	6	17	5,510	10.65	2	51,756	2,761	2,749	50.11	49.89
9	23	2016	6	17	5,507	10.64	3	51,756	2,740	2,767	49.75	50.25
5	27	2016	6	17	5,495	10.62	4	51,756	2,513	2,982	45.73	54.27
7	22	2016	6	17	5,494	10.62	5	51,756	2,739	2,755	49.85	50.15
9	30	2016	6	18	5,468	10.56	6	51,756	2,840	2,628	51.94	48.06
10	21	2016	6	17	5,450	10.53	7	51,756	2,728	2,722	50.06	49.94
10	7	2016	6	17	5,443	10.52	8	51,756	2,633	2,810	48.37	51.63
5	27	2016	6	16	5,442	10.51	9	51,756	2,617	2,825	48.09	51.91
9	2	2016	6	17	5,415	10.46	10	51,756	2,636	2,779	48.68	51.32
5	6	2016	6	17	5,408	10.45	11	51,756	2,645	2,763	48.91	51.09
4	29	2016	6	17	5,361	10.36	12	51,756	2,632	2,729	49.10	50.90
9	9	2016	6	17	5,330	10.30	13	51,756	2,654	2,676	49.79	50.21
10	7	2016	6	18	5,325	10.29	14	51,756	2,789	2,536	52.38	47.62
9	23	2016	6	18	5,309	10.26	15	51,756	2,726	2,583	51.35	48.65
10	19	2016	4	17	5,301	10.24	16	51,756	2,776	2,525	52.37	47.63

MO	DY	YR	DAY OF WK	HR	HR VOL	PERCENT OF AADT	HOUR NUMBER	AADT	EAST VOLUME	WEST VOLUME	PERCENT IS OF TOTAL VOLUME	PERCENT WEST IS OF TOTAL VOLUME
11	4	2016	6	17	5,287	10.22	17	51,756	2,612	2,675	49.40	50.60
5	20	2016	6	17	5,282	10.21	18	51,756	2,629	2,653	49.77	50.23
9	9	2016	6	18	5,270	10.18	19	51,756	2,661	2,609	50.49	49.51
8	19	2016	6	18	5,269	10.18	20	51,756	2,670	2,599	50.67	49.33
6	17	2016	6	17	5,268	10.18	21	51,756	2,718	2,550	51.59	48.41
6	10	2016	6	17	5,266	10.17	22	51,756	2,586	2,680	49.11	50.89
9	23	2016	6	16	5,253	10.15	23	51,756	2,571	2,682	48.94	51.06
11	23	2016	4	16	5,251	10.15	24	51,756	2,642	2,609	50.31	49.69
9	22	2016	5	17	5,247	10.14	25	51,756	2,630	2,617	50.12	49.88
9	2	2016	6	16	5,230	10.11	26	51,756	2,439	2,791	46.63	53.37
6	3	2016	6	17	5,224	10.09	27	51,756	2,647	2,577	50.67	49.33
10	7	2016	6	16	5,220	10.09	28	51,756	2,575	2,645	49.33	50.67
6	17	2016	6	16	5,218	10.08	29	51,756	2,555	2,663	48.97	51.03
3	18	2016	6	17	5,217	10.08	30	51,756	2,622	2,595	50.26	49.74
11	18	2016	6	17	5,207	10.06	31	51,756	2,474	2,733	47.51	52.49
10	21	2016	6	18	5,204	10.05	32	51,756	2,662	2,542	51.15	48.85
9	1	2016	5	17	5,196	10.04	33	51,756	2,499	2,697	48.09	51.91
10	14	2016	6	17	5,195	10.04	34	51,756	2,562	2,633	49.32	50.68
9	2	2016	6	18	5,178	10.00	35	51,756	2,548	2,630	49.21	50.79
5	27	2016	6	15	5,176	10.00	36	51,756	2,540	2,636	49.07	50.93
7	14	2016	5	18	5,172	9.99	37	51,756	2,579	2,593	49.86	50.14
7	1	2016	6	15	5,171	9.99	38	51,756	2,591	2,580	50.11	49.89
7	22	2016	6	16	5,171	9.99	39	51,756	2,545	2,626	49.22	50.78
7	15	2016	6	16	5,169	9.99	40	51,756	2,444	2,725	47.28	52.72
5	26	2016	5	17	5,166	9.98	41	51,756	2,463	2,703	47.68	52.32
12	2	2016	6	17	5,165	9.98	42	51,756	2,490	2,675	48.21	51.79
6	24	2016	6	17	5,160	9.97	43	51,756	2,546	2,614	49.34	50.66
7	1	2016	6	16	5,154	9.96	44	51,756	2,487	2,667	48.25	51.75
8	12	2016	6	17	5,148	9.95	45	51,756	2,614	2,534	50.78	49.22
6	24	2016	6	18	5,147	9.94	46	51,756	2,630	2,517	51.10	48.90
4	29	2016	6	16	5,139	9.93	47	51,756	2,535	2,604	49.33	50.67
8	26	2016	6	17	5,139	9.93	48	51,756	2,590	2,549	50.40	49.60
10	28	2016	6	18	5,132	9.92	49	51,756	2,559	2,573	49.86	50.14
6	23	2016	5	18	5,129	9.91	50	51,756	2,597	2,532	50.63	49.37
7	15	2016	6	17	5,128	9.91	51	51,756	2,620	2,508	51.09	48.91
5	13	2016	6	17	5,126	9.90	52	51,756	2,488	2,638	48.54	51.46
8	19	2016	6	16	5,126	9.90	53	51,756	2,468	2,658	48.15	51.85
6	17	2016	6	18	5,122	9.90	54	51,756	2,588	2,534	50.53	49.47
10	28	2016	6	17	5,119	9.89	55	51,756	2,559	2,560	49.99	50.01
4	22	2016	6	17	5,118	9.89	56	51,756	2,536	2,582	49.55	50.45
7	1	2016	6	18	5,116	9.88	57	51,756	2,701	2,415	52.80	47.20
9	7	2016	6	18	5,116	9.88	58	51,756	2,549	2,567	49.82	50.18
7	30	2016	6	16	5,115	9.88	59	51,756	2,579	2,536	50.42	49.58
5	6	2016	6	16	5,112	9.88	60	51,756	2,495	2,617	48.81	51.19
6	3	2016	6	18	5,110	9.87	61	51,756	2,646	2,464	51.78	48.22
4	1	2016	6	17	5,102	9.86	62	51,756	2,534	2,568	49.67	50.33
8	5	2016	6	16	5,101	9.86	63	51,756	2,540	2,561	49.79	50.21
8	19	2016	6	17	5,100	9.85	64	51,756	2,489	2,611	48.80	51.20
6	10	2016	6	16	5,098	9.85	65	51,756	2,323	2,775	45.57	54.43
7	1	2016	6	17	5,096	9.85	66	51,756	2,578	2,518	50.59	49.41
5	26	2016	5	18	5,093	9.84	67	51,756	2,481	2,612	48.71	51.29

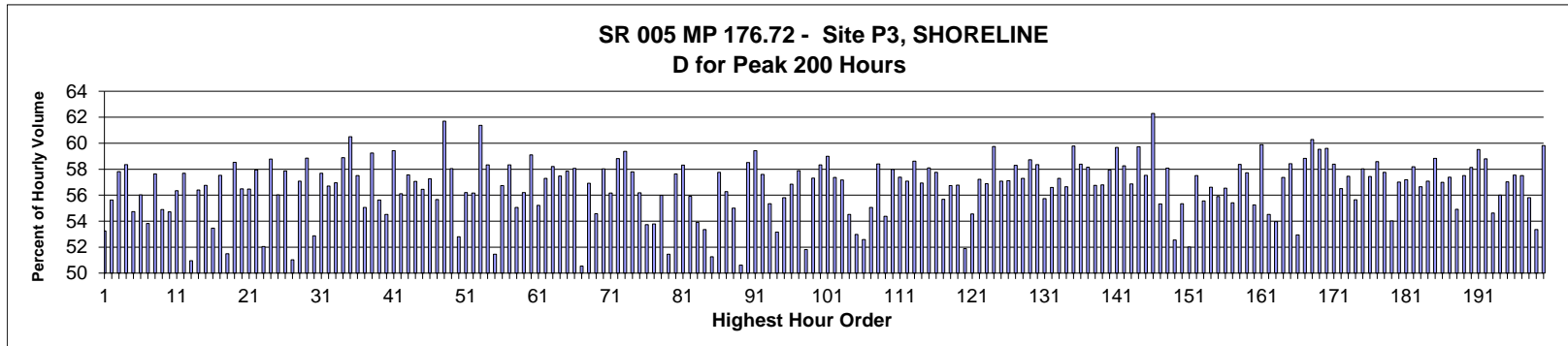
MO	DY	YR	DAY OF WK	HR	HR VOL	PERCENT OF AADT	HOUR NUMBER	AADT	EAST VOLUME	WEST VOLUME	PERCENT EAST IS OF TOTAL VOLUME	PERCENT WEST IS OF TOTAL VOLUME
9	15	2016	5	17	5,092	9.84	68	51,756	2,499	2,593	49.08	50.92
9	29	2016	5	17	5,088	9.83	69	51,756	2,495	2,593	49.04	50.96
10	20	2016	5	17	5,084	9.82	70	51,756	2,442	2,642	48.03	51.97
11	23	2016	4	17	5,076	9.81	71	51,756	2,616	2,460	51.54	48.46
7	14	2016	5	17	5,074	9.80	72	51,756	2,491	2,583	49.09	50.91
6	30	2016	5	18	5,073	9.80	73	51,756	2,485	2,588	48.98	51.02
10	28	2016	6	16	5,072	9.80	74	51,756	2,496	2,576	49.21	50.79
7	8	2016	6	16	5,065	9.79	75	51,756	2,439	2,626	48.15	51.85
11	4	2016	6	18	5,064	9.78	76	51,756	2,518	2,546	49.72	50.28
9	16	2016	6	16	5,063	9.78	77	51,756	2,530	2,533	49.97	50.03
6	30	2016	5	17	5,060	9.78	78	51,756	2,585	2,475	51.09	48.91
9	9	2016	6	16	5,059	9.77	79	51,756	2,415	2,644	47.74	52.26
8	26	2016	6	16	5,042	9.74	80	51,756	2,466	2,576	48.91	51.09
8	26	2016	6	18	5,042	9.74	81	51,756	2,589	2,453	51.35	48.65
9	1	2016	5	18	5,041	9.74	82	51,756	2,440	2,601	48.40	51.60
5	20	2016	6	18	5,039	9.74	83	51,756	2,527	2,512	50.15	49.85
11	23	2016	4	15	5,034	9.73	84	51,756	2,624	2,410	52.13	47.87
5	6	2016	6	18	5,033	9.72	85	51,756	2,557	2,476	50.80	49.20
11	22	2016	3	17	5,033	9.72	86	51,756	2,507	2,526	49.81	50.19
7	15	2016	6	18	5,025	9.71	87	51,756	2,547	2,478	50.69	49.31
11	3	2016	5	17	5,025	9.71	88	51,756	2,361	2,664	46.99	53.01
8	5	2016	6	18	5,024	9.71	89	51,756	2,600	2,424	51.75	48.25
7	8	2016	6	17	5,021	9.70	90	51,756	2,596	2,425	51.70	48.30
6	16	2016	5	17	5,020	9.70	91	51,756	2,340	2,680	46.61	53.39
9	29	2016	5	18	5,019	9.70	92	51,756	2,576	2,443	51.32	48.68
10	21	2016	6	16	5,019	9.70	93	51,756	2,499	2,520	49.79	50.21
8	12	2016	6	16	5,018	9.70	94	51,756	2,329	2,689	46.41	53.59
5	27	2016	6	18	5,016	9.69	95	51,756	2,463	2,553	49.10	50.90
6	10	2016	6	18	5,016	9.69	96	51,756	2,560	2,456	51.04	48.96
9	14	2016	4	18	5,016	9.69	97	51,756	2,580	2,436	51.44	48.56
9	15	2016	5	18	5,014	9.69	98	51,756	2,577	2,437	51.40	48.60
4	15	2016	6	17	5,012	9.68	99	51,756	2,449	2,563	48.86	51.14
8	12	2016	6	18	5,011	9.68	100	51,756	2,668	2,343	53.24	46.76
9	22	2016	5	18	5,009	9.68	101	51,756	2,661	2,348	53.12	46.88
5	13	2016	6	16	5,005	9.67	102	51,756	2,396	2,609	47.87	52.13
6	3	2016	6	16	5,005	9.67	103	51,756	2,405	2,600	48.05	51.95
7	15	2016	6	15	5,001	9.66	104	51,756	2,428	2,573	48.55	51.45
9	14	2016	4	17	5,000	9.66	105	51,756	2,444	2,556	48.88	51.12
10	12	2016	4	17	4,999	9.66	106	51,756	2,490	2,509	49.81	50.19
5	25	2016	4	17	4,998	9.66	107	51,756	2,361	2,637	47.24	52.76
9	8	2016	5	18	4,998	9.66	108	51,756	2,515	2,483	50.32	49.68
7	22	2016	6	15	4,995	9.65	109	51,756	2,420	2,575	48.45	51.55
7	6	2016	4	17	4,993	9.65	110	51,756	2,388	2,605	47.83	52.17
10	4	2016	3	17	4,992	9.65	111	51,756	2,474	2,518	49.56	50.44
7	8	2016	6	18	4,989	9.64	112	51,756	2,532	2,457	50.75	49.25
9	8	2016	5	17	4,987	9.64	113	51,756	2,495	2,492	50.03	49.97
10	6	2016	5	17	4,983	9.63	114	51,756	2,459	2,524	49.35	50.65
11	10	2016	5	17	4,983	9.63	115	51,756	2,453	2,530	49.23	50.77
6	2	2016	5	17	4,977	9.62	116	51,756	2,362	2,615	47.46	52.54
6	9	2016	5	17	4,974	9.61	117	51,756	2,385	2,589	47.95	52.05
4	29	2016	6	18	4,973	9.61	118	51,756	2,496	2,477	50.19	49.81

MO	DY	YR	DAY OF WK	HR	HR VOL	PERCENT OF AADT	HOUR NUMBER	AADT	EAST VOLUME	WEST VOLUME	PERCENT EAST IS OF TOTAL VOLUME	PERCENT WEST IS OF TOTAL VOLUME
10	13	2016	5	17	4,973	9.61	119	51,756	2,474	2,499	49.75	50.25
8	5	2016	6	17	4,969	9.60	120	51,756	2,417	2,552	48.64	51.36
3	25	2016	6	17	4,968	9.60	121	51,756	2,440	2,528	49.11	50.89
9	21	2016	4	17	4,967	9.60	122	51,756	2,412	2,555	48.56	51.44
5	5	2016	5	17	4,962	9.59	123	51,756	2,440	2,522	49.17	50.83
8	25	2016	5	17	4,962	9.59	124	51,756	2,385	2,577	48.07	51.93
9	27	2016	3	17	4,960	9.58	125	51,756	2,511	2,449	50.63	49.38
9	7	2016	4	18	4,956	9.58	126	51,756	2,552	2,404	51.49	48.51
10	11	2016	3	17	4,952	9.57	127	51,756	2,434	2,518	49.15	50.85
5	31	2016	3	17	4,950	9.56	128	51,756	2,241	2,709	45.27	54.73
9	26	2016	2	17	4,949	9.56	129	51,756	2,540	2,409	51.32	48.68
8	19	2016	6	15	4,948	9.56	130	51,756	2,431	2,517	49.13	50.87
5	20	2016	6	16	4,943	9.55	131	51,756	2,341	2,602	47.36	52.64
11	4	2016	6	16	4,939	9.54	132	51,756	2,525	2,414	51.12	48.88
4	22	2016	6	16	4,938	9.54	133	51,756	2,364	2,574	47.87	52.13
9	20	2016	3	17	4,938	9.54	134	51,756	2,450	2,488	49.62	50.38
10	3	2016	2	17	4,937	9.54	135	51,756	2,457	2,480	49.77	50.23
6	2	2016	5	18	4,934	9.53	136	51,756	2,449	2,485	49.64	50.36
8	25	2016	5	18	4,929	9.52	137	51,756	2,504	2,425	50.80	49.20
10	6	2016	5	18	4,928	9.52	138	51,756	2,394	2,534	48.58	51.42
4	15	2016	6	16	4,927	9.52	139	51,756	2,313	2,614	46.95	53.05
5	13	2016	6	18	4,925	9.52	140	51,756	2,482	2,443	50.40	49.60
4	1	2016	6	18	4,922	9.51	141	51,756	2,490	2,432	50.59	49.41
9	20	2016	3	18	4,922	9.51	142	51,756	2,390	2,532	48.56	51.44
7	1	2016	6	14	4,918	9.50	143	51,756	2,436	2,482	49.53	50.47
8	31	2016	4	18	4,918	9.50	144	51,756	2,452	2,466	49.86	50.14
7	5	2016	3	17	4,914	9.49	145	51,756	2,339	2,575	47.60	52.40
9	19	2016	2	17	4,914	9.49	146	51,756	2,397	2,517	48.78	51.22
6	13	2016	2	17	4,911	9.49	147	51,756	2,308	2,603	47.00	53.00
6	20	2016	2	18	4,908	9.48	148	51,756	2,431	2,477	49.53	50.47
7	12	2016	3	17	4,906	9.48	149	51,756	2,399	2,507	48.90	51.10
12	1	2016	5	17	4,905	9.48	150	51,756	2,392	2,513	48.77	51.23
4	1	2016	6	16	4,900	9.47	151	51,756	2,366	2,534	48.29	51.71
5	19	2016	5	17	4,900	9.47	152	51,756	2,385	2,515	48.67	51.33
6	23	2016	5	17	4,900	9.47	153	51,756	2,354	2,546	48.04	51.96
5	23	2016	2	17	4,899	9.47	154	51,756	2,315	2,584	47.25	52.75
6	16	2016	5	18	4,891	9.45	155	51,756	2,463	2,428	50.36	49.64
8	11	2016	5	18	4,890	9.45	156	51,756	2,378	2,512	48.63	51.37
10	12	2016	4	18	4,887	9.44	157	51,756	2,417	2,470	49.46	50.54
11	10	2016	5	18	4,887	9.44	158	51,756	2,472	2,415	50.58	49.42
9	28	2016	4	17	4,884	9.44	159	51,756	2,428	2,456	49.71	50.29
6	1	2016	4	18	4,883	9.43	160	51,756	2,390	2,493	48.95	51.05
7	18	2016	2	17	4,883	9.43	161	51,756	2,368	2,515	48.49	51.51
6	15	2016	4	17	4,882	9.43	162	51,756	2,294	2,588	46.99	53.01
8	24	2016	4	17	4,880	9.43	163	51,756	2,422	2,458	49.63	50.37
4	15	2016	6	18	4,877	9.42	164	51,756	2,453	2,424	50.30	49.70
6	17	2016	6	15	4,877	9.42	165	51,756	2,423	2,454	49.68	50.32
8	11	2016	5	17	4,876	9.42	166	51,756	2,359	2,517	48.38	51.62
2	12	2016	6	17	4,870	9.41	167	51,756	2,314	2,556	47.52	52.48
6	10	2016	6	15	4,870	9.41	168	51,756	2,340	2,530	48.05	51.95
8	10	2016	4	17	4,870	9.41	169	51,756	2,384	2,486	48.95	51.05

MO	DY	YR	DAY OF WK	HR	HR VOL	PERCENT OF AADT	HOUR NUMBER	AADT	EAST VOLUME	WEST VOLUME	PERCENT EAST IS OF TOTAL VOLUME	PERCENT WEST IS OF TOTAL VOLUME
8	22	2016	2	17	4,868	9.41	170	51,756	2,351	2,517	48.29	51.71
4	8	2016	6	17	4,867	9.40	171	51,756	2,470	2,397	50.75	49.25
7	29	2016	6	17	4,866	9.40	172	51,756	2,428	2,438	49.90	50.10
4	22	2016	6	18	4,865	9.40	173	51,756	2,502	2,363	51.43	48.57
2	26	2016	6	17	4,863	9.40	174	51,756	2,277	2,586	46.82	53.18
5	18	2016	4	17	4,863	9.40	175	51,756	2,285	2,578	46.99	53.01
9	6	2016	3	17	4,863	9.40	176	51,756	2,412	2,451	49.60	50.40
9	2	2016	6	15	4,862	9.39	177	51,756	2,269	2,593	46.67	53.33
5	31	2016	3	18	4,858	9.39	178	51,756	2,312	2,546	47.59	52.41
5	12	2016	5	17	4,856	9.38	179	51,756	2,222	2,634	45.76	54.24
10	14	2016	6	18	4,853	9.38	180	51,756	2,490	2,363	51.31	48.69
6	1	2016	4	17	4,848	9.37	181	51,756	2,242	2,606	46.25	53.75
8	31	2016	4	17	4,846	9.36	182	51,756	2,383	2,463	49.17	50.83
8	18	2016	5	17	4,845	9.36	183	51,756	2,312	2,533	47.72	52.28
10	5	2016	4	18	4,845	9.36	184	51,756	2,467	2,378	50.92	49.08
6	22	2016	4	18	4,844	9.36	185	51,756	2,375	2,469	49.03	50.97
10	5	2016	4	17	4,842	9.36	186	51,756	2,411	2,431	49.79	50.21
3	11	2016	6	17	4,841	9.35	187	51,756	2,385	2,456	49.27	50.73
3	4	2016	6	17	4,837	9.35	188	51,756	2,326	2,511	48.09	51.91
6	24	2016	6	16	4,836	9.34	189	51,756	2,184	2,652	45.16	54.84
8	5	2016	6	15	4,835	9.34	190	51,756	2,313	2,522	47.84	52.16
10	17	2016	2	17	4,832	9.34	191	51,756	2,312	2,520	47.85	52.15
6	14	2016	3	17	4,828	9.33	192	51,756	2,211	2,617	45.80	54.20
5	5	2016	5	18	4,825	9.32	193	51,756	2,372	2,453	49.16	50.84
6	20	2016	2	17	4,825	9.32	194	51,756	2,391	2,434	49.55	50.45
8	12	2016	6	15	4,823	9.32	195	51,756	2,385	2,438	49.45	50.55
9	7	2016	4	17	4,820	9.31	196	51,756	2,333	2,487	48.40	51.60
1	15	2016	6	17	4,819	9.31	197	51,756	2,334	2,485	48.43	51.57
7	20	2016	4	17	4,819	9.31	198	51,756	2,307	2,512	47.87	52.13
6	21	2016	3	18	4,816	9.31	199	51,756	2,358	2,458	48.96	51.04
10	11	2016	3	18	4,816	9.31	200	51,756	2,436	2,380	50.58	49.42



**AADT= 189,524      K 30 FACTOR= 7.11      K 100 FACTOR= 6.98      K 200 FACTOR= 6.90      D 30 FACTOR= 52.87**



MO	DY	YR	DAY OF WK	HR	HR VOL	PERCENT OF AADT	HOUR NUMBER	AADT	NORTH VOLUME	SOUTH VOLUME	PERCENT NORTH IS OF TOTAL VOLUME	PERCENT SOUTH IS OF TOTAL VOLUME
12	15	2016	5	15	14,010	7.39	1	189,524	7,460	6,550	53.25	46.75
1	18	2016	2	17	13,951	7.36	2	189,524	7,761	6,190	55.63	44.37
1	18	2016	2	16	13,944	7.36	3	189,524	8,061	5,883	57.81	42.19
3	25	2016	6	16	13,807	7.29	4	189,524	8,057	5,750	58.35	41.65
6	18	2016	7	15	13,795	7.28	5	189,524	7,550	6,245	54.73	45.27
4	8	2016	6	15	13,758	7.26	6	189,524	7,708	6,050	56.03	43.97
4	2	2016	7	15	13,749	7.25	7	189,524	7,400	6,349	53.82	46.18
5	27	2016	6	15	13,743	7.25	8	189,524	7,920	5,823	57.63	42.37
2	23	2016	3	18	13,739	7.25	9	189,524	7,542	6,197	54.89	45.11
5	18	2016	4	18	13,730	7.24	10	189,524	7,513	6,217	54.72	45.28
11	11	2016	6	15	13,706	7.23	11	189,524	7,724	5,982	56.35	43.65
4	11	2016	2	18	13,698	7.23	12	189,524	7,903	5,795	57.69	42.31
12	3	2016	7	16	13,683	7.22	13	189,524	6,971	6,712	50.95	49.05
3	12	2016	7	15	13,648	7.20	14	189,524	7,698	5,950	56.40	43.60
3	25	2016	6	15	13,633	7.19	15	189,524	7,738	5,895	56.76	43.24
4	23	2016	7	15	13,623	7.19	16	189,524	7,283	6,340	53.46	46.54

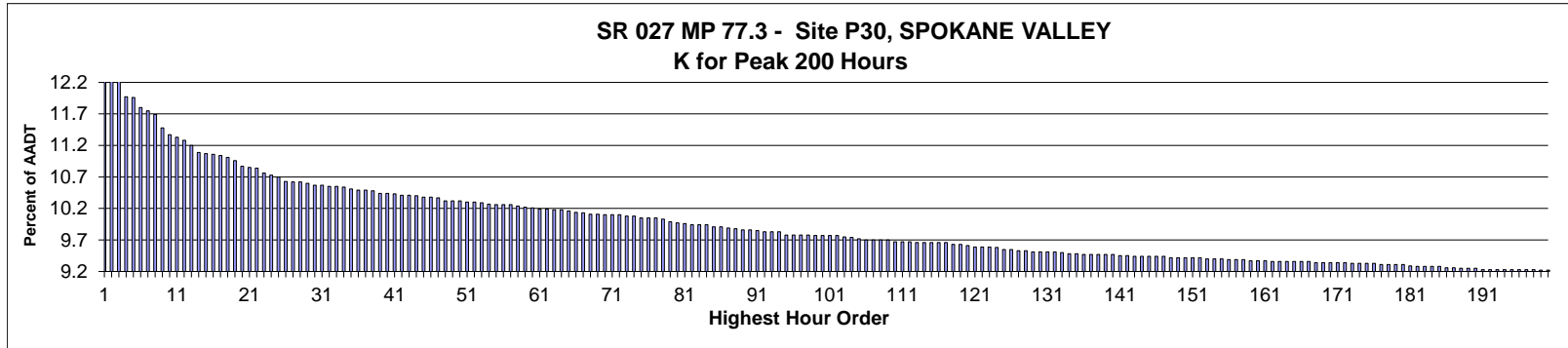


MO	DY	YR	DAY OF WK	HR	HR VOL	PERCENT OF AADT	HOUR NUMBER	AADT	NORTH VOLUME	SOUTH VOLUME	PERCENT NORTH IS OF TOTAL VOLUME	PERCENT SOUTH IS OF TOTAL VOLUME
4	15	2016	6	15	13,606	7.18	17	189,524	7,827	5,779	57.53	42.47
7	23	2016	7	15	13,588	7.17	18	189,524	6,997	6,591	51.49	48.51
2	16	2016	3	16	13,583	7.17	19	189,524	7,949	5,634	58.52	41.48
5	23	2016	2	18	13,565	7.16	20	189,524	7,662	5,903	56.48	43.52
5	24	2016	3	18	13,559	7.15	21	189,524	7,657	5,902	56.47	43.53
12	22	2016	5	15	13,550	7.15	22	189,524	7,849	5,701	57.93	42.07
11	12	2016	7	15	13,534	7.14	23	189,524	7,044	6,490	52.05	47.95
3	10	2016	5	17	13,525	7.14	24	189,524	7,950	5,575	58.78	41.22
12	30	2016	6	14	13,525	7.14	25	189,524	7,578	5,947	56.03	43.97
2	16	2016	3	18	13,519	7.13	26	189,524	7,822	5,697	57.86	42.14
10	22	2016	7	15	13,505	7.13	27	189,524	6,890	6,615	51.02	48.98
11	11	2016	6	16	13,491	7.12	28	189,524	7,699	5,792	57.07	42.93
2	5	2016	6	15	13,477	7.11	29	189,524	7,931	5,546	58.85	41.15
4	27	2016	4	18	13,471	7.11	30	189,524	7,122	6,349	52.87	47.13
3	22	2016	3	18	13,470	7.11	31	189,524	7,770	5,700	57.68	42.32
4	1	2016	6	15	13,466	7.11	32	189,524	7,635	5,831	56.70	43.30
5	18	2016	4	16	13,462	7.10	33	189,524	7,668	5,794	56.96	43.04
1	7	2016	5	16	13,452	7.10	34	189,524	7,922	5,530	58.89	41.11
2	24	2016	4	16	13,452	7.10	35	189,524	8,138	5,314	60.50	39.50
4	15	2016	6	17	13,442	7.09	36	189,524	7,729	5,713	57.50	42.50
5	20	2016	6	17	13,438	7.09	37	189,524	7,398	6,040	55.05	44.95
5	23	2016	2	15	13,435	7.09	38	189,524	7,959	5,476	59.24	40.76
6	14	2016	3	16	13,430	7.09	39	189,524	7,471	5,959	55.63	44.37
12	15	2016	5	16	13,430	7.09	40	189,524	7,321	6,109	54.51	45.49
2	16	2016	3	17	13,427	7.08	41	189,524	7,978	5,449	59.42	40.58
5	17	2016	3	18	13,423	7.08	42	189,524	7,531	5,892	56.11	43.89
1	14	2016	5	17	13,416	7.08	43	189,524	7,723	5,693	57.57	42.43
11	4	2016	6	15	13,414	7.08	44	189,524	7,654	5,760	57.06	42.94
4	28	2016	5	17	13,390	7.07	45	189,524	7,558	5,832	56.45	43.55
5	27	2016	6	17	13,388	7.06	46	189,524	7,666	5,722	57.26	42.74
5	18	2016	4	17	13,387	7.06	47	189,524	7,453	5,934	55.67	44.33
1	25	2016	2	17	13,386	7.06	48	189,524	8,259	5,127	61.70	38.30
3	22	2016	3	17	13,386	7.06	49	189,524	7,769	5,617	58.04	41.96
2	20	2016	7	18	13,384	7.06	50	189,524	7,067	6,317	52.80	47.20
4	28	2016	5	18	13,383	7.06	51	189,524	7,523	5,860	56.21	43.79
4	1	2016	6	16	13,378	7.06	52	189,524	7,515	5,863	56.17	43.83
1	20	2016	4	16	13,377	7.06	53	189,524	8,210	5,167	61.37	38.63
3	2	2016	4	17	13,377	7.06	54	189,524	7,804	5,573	58.34	41.66
4	9	2016	7	15	13,377	7.06	55	189,524	6,882	6,495	51.45	48.55
2	23	2016	3	17	13,376	7.06	56	189,524	7,589	5,787	56.74	43.26
4	15	2016	6	18	13,372	7.06	57	189,524	7,801	5,571	58.34	41.66
3	24	2016	5	18	13,370	7.05	58	189,524	7,361	6,009	55.06	44.94
6	16	2016	5	16	13,361	7.05	59	189,524	7,510	5,851	56.21	43.79
12	28	2016	4	15	13,358	7.05	60	189,524	7,896	5,462	59.11	40.89
3	26	2016	7	15	13,352	7.05	61	189,524	7,371	5,981	55.21	44.79
5	27	2016	6	16	13,349	7.04	62	189,524	7,648	5,701	57.29	42.71
4	28	2016	5	16	13,348	7.04	63	189,524	7,769	5,579	58.20	41.80
2	5	2016	6	16	13,327	7.03	64	189,524	7,659	5,668	57.47	42.53
5	24	2016	3	15	13,327	7.03	65	189,524	7,709	5,618	57.84	42.16
2	12	2016	6	15	13,325	7.03	66	189,524	7,738	5,587	58.07	41.93
4	2	2016	7	17	13,325	7.03	67	189,524	6,734	6,591	50.54	49.46

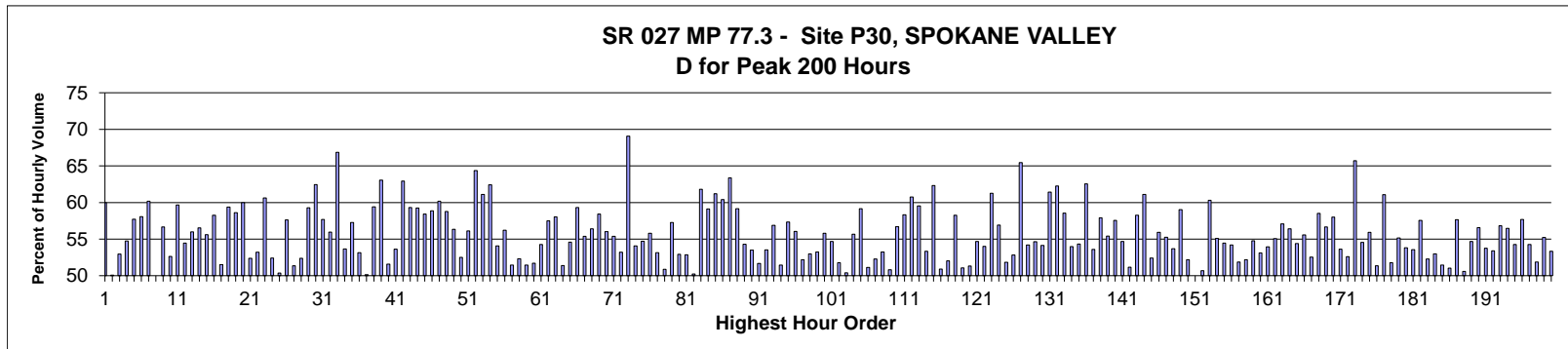
MO	DY	YR	DAY OF WK	HR	HR VOL	PERCENT OF AADT	HOUR NUMBER	AADT	NORTH VOLUME	SOUTH VOLUME	PERCENT NORTH IS OF TOTAL VOLUME	PERCENT SOUTH IS OF TOTAL VOLUME
11	18	2016	6	15	13,321	7.03	68	189,524	7,581	5,740	56.91	43.09
3	12	2016	7	16	13,318	7.03	69	189,524	7,268	6,050	54.57	45.43
12	21	2016	4	15	13,316	7.03	70	189,524	7,727	5,589	58.03	41.97
4	15	2016	6	16	13,314	7.02	71	189,524	7,477	5,837	56.16	43.84
4	13	2016	4	16	13,313	7.02	72	189,524	7,829	5,484	58.81	41.19
3	7	2016	2	18	13,307	7.02	73	189,524	7,901	5,406	59.37	40.63
10	7	2016	6	18	13,304	7.02	74	189,524	7,689	5,615	57.79	42.21
4	6	2016	4	18	13,303	7.02	75	189,524	7,473	5,830	56.18	43.82
11	7	2016	2	15	13,301	7.02	76	189,524	7,147	6,154	53.73	46.27
4	16	2016	7	15	13,299	7.02	77	189,524	7,154	6,145	53.79	46.21
4	8	2016	6	16	13,291	7.01	78	189,524	7,442	5,849	55.99	44.01
11	19	2016	7	15	13,286	7.01	79	189,524	6,836	6,450	51.45	48.55
11	23	2016	4	14	13,286	7.01	80	189,524	7,658	5,628	57.64	42.36
2	8	2016	2	16	13,281	7.01	81	189,524	7,744	5,537	58.31	41.69
4	26	2016	3	18	13,279	7.01	82	189,524	7,426	5,853	55.92	44.08
2	6	2016	7	17	13,277	7.01	83	189,524	7,158	6,119	53.91	46.09
4	5	2016	3	18	13,273	7.00	84	189,524	7,082	6,191	53.36	46.64
4	2	2016	7	18	13,267	7.00	85	189,524	6,466	6,801	48.74	51.26
3	25	2016	6	18	13,264	7.00	86	189,524	7,660	5,604	57.75	42.25
8	1	2016	2	15	13,263	7.00	87	189,524	7,464	5,799	56.28	43.72
4	1	2016	6	17	13,262	7.00	88	189,524	7,296	5,966	55.01	44.99
4	9	2016	7	17	13,252	6.99	89	189,524	6,707	6,545	50.61	49.39
1	29	2016	6	16	13,247	6.99	90	189,524	7,751	5,496	58.51	41.49
5	24	2016	3	16	13,247	6.99	91	189,524	7,873	5,374	59.43	40.57
3	10	2016	5	18	13,244	6.99	92	189,524	7,628	5,616	57.60	42.40
5	20	2016	6	18	13,244	6.99	93	189,524	7,331	5,913	55.35	44.65
4	27	2016	4	17	13,240	6.99	94	189,524	7,039	6,201	53.16	46.84
4	1	2016	6	18	13,238	6.98	95	189,524	7,388	5,850	55.81	44.19
7	18	2016	2	15	13,236	6.98	96	189,524	7,525	5,711	56.85	43.15
5	18	2016	4	15	13,235	6.98	97	189,524	7,662	5,573	57.89	42.11
6	4	2016	7	15	13,234	6.98	98	189,524	6,856	6,378	51.81	48.19
3	8	2016	3	18	13,232	6.98	99	189,524	7,585	5,647	57.32	42.68
5	25	2016	4	15	13,227	6.98	100	189,524	7,715	5,512	58.33	41.67
11	23	2016	4	15	13,223	6.98	101	189,524	7,802	5,421	59.00	41.00
5	26	2016	5	15	13,221	6.98	102	189,524	7,584	5,637	57.36	42.64
6	9	2016	5	15	13,216	6.97	103	189,524	7,556	5,660	57.17	42.83
2	20	2016	7	16	13,213	6.97	104	189,524	7,204	6,009	54.52	45.48
3	12	2016	7	17	13,211	6.97	105	189,524	6,998	6,213	52.97	47.03
10	23	2016	1	17	13,211	6.97	106	189,524	6,948	6,263	52.59	47.41
9	30	2016	6	15	13,209	6.97	107	189,524	7,271	5,938	55.05	44.95
12	28	2016	4	16	13,208	6.97	108	189,524	7,715	5,493	58.41	41.59
7	16	2016	7	17	13,207	6.97	109	189,524	7,180	6,027	54.37	45.63
11	10	2016	5	16	13,207	6.97	110	189,524	7,657	5,550	57.98	42.02
1	29	2016	6	18	13,205	6.97	111	189,524	7,577	5,628	57.38	42.62
3	24	2016	5	15	13,204	6.97	112	189,524	7,535	5,669	57.07	42.93
5	23	2016	2	17	13,196	6.96	113	189,524	7,736	5,460	58.62	41.38
6	30	2016	5	15	13,196	6.96	114	189,524	7,512	5,684	56.93	43.07
5	16	2016	2	17	13,194	6.96	115	189,524	7,666	5,528	58.10	41.90
10	3	2016	2	18	13,194	6.96	116	189,524	7,620	5,574	57.75	42.25
11	7	2016	2	16	13,194	6.96	117	189,524	7,346	5,848	55.68	44.32
6	16	2016	5	15	13,193	6.96	118	189,524	7,485	5,708	56.73	43.27

MO	DY	YR	DAY OF WK	HR	HR VOL	PERCENT OF AADT	HOUR NUMBER	AADT	NORTH VOLUME	SOUTH VOLUME	PERCENT NORTH IS OF TOTAL VOLUME	PERCENT SOUTH IS OF TOTAL VOLUME
3	18	2016	6	15	13,190	6.96	119	189,524	7,488	5,702	56.77	43.23
3	19	2016	7	17	13,189	6.96	120	189,524	6,843	6,346	51.88	48.12
4	7	2016	5	18	13,187	6.96	121	189,524	7,195	5,992	54.56	45.44
8	8	2016	2	15	13,187	6.96	122	189,524	7,545	5,642	57.22	42.78
10	6	2016	5	15	13,187	6.96	123	189,524	7,501	5,686	56.88	43.12
8	30	2016	3	16	13,186	6.96	124	189,524	7,877	5,309	59.74	40.26
5	16	2016	2	18	13,183	6.96	125	189,524	7,524	5,659	57.07	42.93
7	7	2016	5	15	13,183	6.96	126	189,524	7,530	5,653	57.12	42.88
2	16	2016	3	15	13,182	6.96	127	189,524	7,684	5,498	58.29	41.71
4	11	2016	2	15	13,181	6.95	128	189,524	7,553	5,628	57.30	42.70
5	4	2016	4	17	13,180	6.95	129	189,524	7,741	5,439	58.73	41.27
6	1	2016	4	15	13,175	6.95	130	189,524	7,687	5,488	58.35	41.65
10	25	2016	3	18	13,175	6.95	131	189,524	7,344	5,831	55.74	44.26
7	8	2016	6	15	13,168	6.95	132	189,524	7,453	5,715	56.60	43.40
4	26	2016	3	17	13,167	6.95	133	189,524	7,543	5,624	57.29	42.71
5	13	2016	6	16	13,164	6.95	134	189,524	7,456	5,708	56.64	43.36
3	3	2016	5	16	13,161	6.94	135	189,524	7,867	5,294	59.78	40.22
4	13	2016	4	15	13,161	6.94	136	189,524	7,685	5,476	58.39	41.61
3	22	2016	3	15	13,158	6.94	137	189,524	7,653	5,505	58.16	41.84
4	25	2016	2	17	13,158	6.94	138	189,524	7,467	5,691	56.75	43.25
5	20	2016	6	15	13,155	6.94	139	189,524	7,471	5,684	56.79	43.21
1	29	2016	6	17	13,152	6.94	140	189,524	7,620	5,532	57.94	42.06
3	23	2016	4	16	13,151	6.94	141	189,524	7,847	5,304	59.67	40.33
1	15	2016	6	15	13,147	6.94	142	189,524	7,660	5,487	58.26	41.74
10	21	2016	6	16	13,146	6.94	143	189,524	7,475	5,671	56.86	43.14
3	2	2016	4	16	13,145	6.94	144	189,524	7,851	5,294	59.73	40.27
3	28	2016	2	15	13,143	6.93	145	189,524	7,560	5,583	57.52	42.48
1	25	2016	2	16	13,141	6.93	146	189,524	8,186	4,955	62.29	37.71
5	11	2016	4	18	13,141	6.93	147	189,524	7,269	5,872	55.32	44.68
5	17	2016	3	15	13,141	6.93	148	189,524	7,632	5,509	58.08	41.92
5	21	2016	7	16	13,140	6.93	149	189,524	6,905	6,235	52.55	47.45
5	9	2016	2	18	13,137	6.93	150	189,524	7,270	5,867	55.34	44.66
8	21	2016	1	17	13,135	6.93	151	189,524	6,303	6,832	47.99	52.01
4	6	2016	4	15	13,130	6.93	152	189,524	7,551	5,579	57.51	42.49
5	10	2016	3	18	13,129	6.93	153	189,524	7,295	5,834	55.56	44.44
5	17	2016	3	17	13,129	6.93	154	189,524	7,433	5,696	56.62	43.38
3	25	2016	6	17	13,128	6.93	155	189,524	7,339	5,789	55.90	44.10
6	10	2016	6	18	13,124	6.92	156	189,524	7,422	5,702	56.55	43.45
1	18	2016	2	15	13,123	6.92	157	189,524	7,271	5,852	55.41	44.59
5	19	2016	5	15	13,122	6.92	158	189,524	7,659	5,463	58.37	41.63
6	15	2016	4	15	13,122	6.92	159	189,524	7,574	5,548	57.72	42.28
7	9	2016	7	15	13,122	6.92	160	189,524	7,250	5,872	55.25	44.75
5	16	2016	2	16	13,120	6.92	161	189,524	7,857	5,263	59.89	40.11
6	16	2016	5	17	13,120	6.92	162	189,524	7,153	5,967	54.52	45.48
9	30	2016	6	14	13,118	6.92	163	189,524	7,080	6,038	53.97	46.03
6	20	2016	2	15	13,117	6.92	164	189,524	7,525	5,592	57.37	42.63
5	23	2016	2	16	13,115	6.92	165	189,524	7,663	5,452	58.43	41.57
10	23	2016	1	15	13,112	6.92	166	189,524	6,943	6,169	52.95	47.05
3	22	2016	3	16	13,111	6.92	167	189,524	7,713	5,398	58.83	41.17
2	9	2016	3	16	13,110	6.92	168	189,524	7,904	5,206	60.29	39.71
12	29	2016	5	15	13,110	6.92	169	189,524	7,804	5,306	59.53	40.47

MO	DY	YR	DAY OF WK	HR	HR VOL	PERCENT OF AADT	HOUR NUMBER	AADT	NORTH VOLUME	SOUTH VOLUME	PERCENT NORTH IS OF TOTAL VOLUME	PERCENT SOUTH IS OF TOTAL VOLUME
2	22	2016	2	16	13,108	6.92	170	189,524	7,814	5,294	59.61	40.39
7	9	2016	7	16	13,107	6.92	171	189,524	7,653	5,454	58.39	41.61
1	15	2016	6	17	13,105	6.91	172	189,524	7,405	5,700	56.51	43.49
3	31	2016	5	15	13,104	6.91	173	189,524	7,529	5,575	57.46	42.54
4	7	2016	5	17	13,104	6.91	174	189,524	7,292	5,812	55.65	44.35
10	19	2016	4	15	13,103	6.91	175	189,524	7,604	5,499	58.03	41.97
4	28	2016	5	15	13,101	6.91	176	189,524	7,524	5,577	57.43	42.57
5	16	2016	2	15	13,101	6.91	177	189,524	7,674	5,427	58.58	41.42
1	7	2016	5	15	13,100	6.91	178	189,524	7,565	5,535	57.75	42.25
11	12	2016	7	16	13,096	6.91	179	189,524	7,074	6,022	54.02	45.98
5	24	2016	3	17	13,095	6.91	180	189,524	7,465	5,630	57.01	42.99
2	9	2016	3	17	13,094	6.91	181	189,524	7,489	5,605	57.19	42.81
4	13	2016	4	17	13,094	6.91	182	189,524	7,618	5,476	58.18	41.82
4	13	2016	4	18	13,093	6.91	183	189,524	7,417	5,676	56.65	43.35
3	30	2016	4	17	13,092	6.91	184	189,524	7,473	5,619	57.08	42.92
10	7	2016	6	16	13,091	6.91	185	189,524	7,702	5,389	58.83	41.17
8	23	2016	3	15	13,089	6.91	186	189,524	7,459	5,630	56.99	43.01
4	7	2016	5	15	13,084	6.90	187	189,524	7,508	5,576	57.38	42.62
4	21	2016	5	18	13,084	6.90	188	189,524	7,185	5,899	54.91	45.09
4	27	2016	4	15	13,083	6.90	189	189,524	7,523	5,560	57.50	42.50
5	26	2016	5	16	13,082	6.90	190	189,524	7,606	5,476	58.14	41.86
3	7	2016	2	16	13,081	6.90	191	189,524	7,784	5,297	59.51	40.49
4	29	2016	6	15	13,079	6.90	192	189,524	7,691	5,388	58.80	41.20
7	30	2016	7	15	13,079	6.90	193	189,524	7,145	5,934	54.63	45.37
6	17	2016	6	15	13,078	6.90	194	189,524	7,325	5,753	56.01	43.99
11	10	2016	5	15	13,078	6.90	195	189,524	7,458	5,620	57.03	42.97
6	1	2016	4	16	13,077	6.90	196	189,524	7,525	5,552	57.54	42.46
6	24	2016	6	15	13,077	6.90	197	189,524	7,520	5,557	57.51	42.49
1	30	2016	7	15	13,072	6.90	198	189,524	7,295	5,777	55.81	44.19
10	22	2016	7	12	13,072	6.90	199	189,524	6,097	6,975	46.64	53.36
10	24	2016	2	16	13,071	6.90	200	189,524	7,818	5,253	59.81	40.19



AADT= 6,348      K 30 FACTOR= 10.57      K 100 FACTOR= 9.77      K 200 FACTOR= 9.22      D 30 FACTOR= 62.44



MO	DY	YR	DAY OF WK	HR	HR VOL	PERCENT OF AADT	HOUR NUMBER	AADT	NORTH VOLUME	SOUTH VOLUME	PERCENT NORTH IS OF TOTAL VOLUME	PERCENT SOUTH IS OF TOTAL VOLUME
8	21	2016	1	18	887	13.97	1	6,348	532	355	59.98	40.02
8	21	2016	1	17	853	13.44	2	6,348	426	427	49.94	50.06
5	13	2016	6	17	778	12.26	3	6,348	366	412	47.04	52.96
9	2	2016	6	16	760	11.97	4	6,348	344	416	45.26	54.74
6	3	2016	6	18	759	11.96	5	6,348	321	438	42.29	57.71
9	2	2016	6	17	749	11.80	6	6,348	314	435	41.92	58.08
9	2	2016	6	18	746	11.75	7	6,348	297	449	39.81	60.19
5	13	2016	6	16	742	11.69	8	6,348	371	371	50.00	50.00
5	13	2016	6	18	729	11.48	9	6,348	316	413	43.35	56.65
9	30	2016	6	16	722	11.37	10	6,348	342	380	47.37	52.63
8	26	2016	6	17	719	11.33	11	6,348	290	429	40.33	59.67
9	2	2016	6	15	716	11.28	12	6,348	326	390	45.53	54.47
9	9	2016	6	17	711	11.20	13	6,348	313	398	44.02	55.98
9	23	2016	6	17	704	11.09	14	6,348	306	398	43.47	56.53
8	26	2016	6	15	703	11.07	15	6,348	391	312	55.62	44.38
8	21	2016	1	19	702	11.06	16	6,348	409	293	58.26	41.74

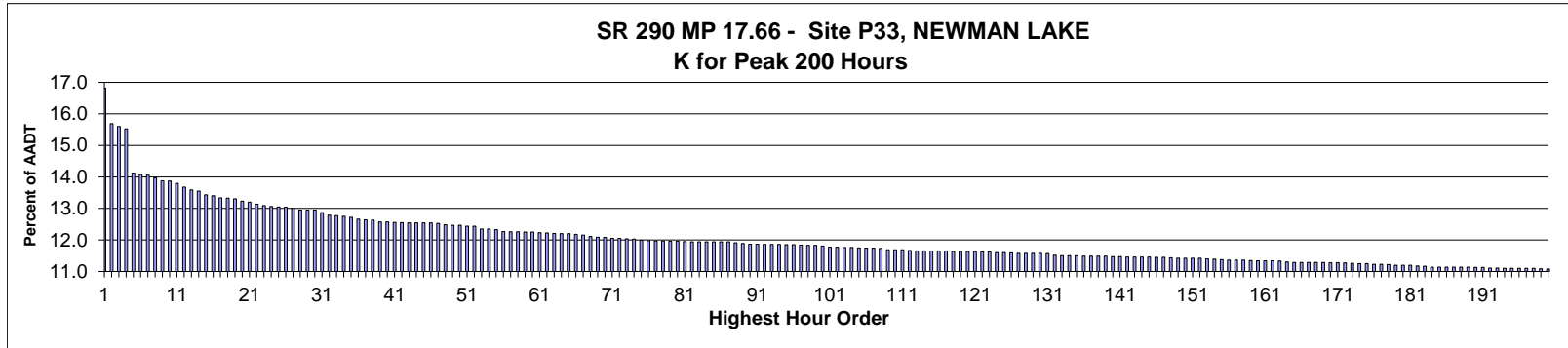
MO	DY	YR	DAY OF WK	HR	HR VOL	PERCENT OF AADT	HOUR NUMBER	AADT	NORTH VOLUME	SOUTH VOLUME	PERCENT NORTH IS OF TOTAL VOLUME	PERCENT SOUTH IS OF TOTAL VOLUME
9	24	2016	7	12	701	11.04	17	6,348	340	361	48.50	51.50
8	26	2016	6	18	699	11.01	18	6,348	284	415	40.63	59.37
9	9	2016	6	18	696	10.96	19	6,348	288	408	41.38	58.62
9	30	2016	6	18	690	10.87	20	6,348	276	414	40.00	60.00
9	22	2016	5	18	689	10.85	21	6,348	328	361	47.61	52.39
9	24	2016	7	15	688	10.84	22	6,348	322	366	46.80	53.20
8	12	2016	6	18	683	10.76	23	6,348	269	414	39.39	60.61
9	24	2016	7	14	681	10.73	24	6,348	324	357	47.58	52.42
6	3	2016	6	16	679	10.70	25	6,348	337	342	49.63	50.37
6	11	2016	7	13	675	10.63	26	6,348	286	389	42.37	57.63
6	11	2016	7	16	674	10.62	27	6,348	346	328	51.34	48.66
9	16	2016	6	18	674	10.62	28	6,348	321	353	47.63	52.37
8	5	2016	6	17	673	10.60	29	6,348	274	399	40.71	59.29
6	10	2016	6	18	671	10.57	30	6,348	252	419	37.56	62.44
7	8	2016	6	17	671	10.57	31	6,348	284	387	42.32	57.68
8	19	2016	6	18	670	10.55	32	6,348	295	375	44.03	55.97
9	30	2016	6	19	670	10.55	33	6,348	222	448	33.13	66.87
9	16	2016	6	17	669	10.54	34	6,348	310	359	46.34	53.66
7	8	2016	6	18	667	10.51	35	6,348	285	382	42.73	57.27
9	24	2016	7	13	666	10.49	36	6,348	354	312	53.15	46.85
9	24	2016	7	17	666	10.49	37	6,348	334	332	50.15	49.85
5	27	2016	6	17	665	10.48	38	6,348	270	395	40.60	59.40
7	15	2016	6	18	663	10.44	39	6,348	245	418	36.95	63.05
9	24	2016	7	16	663	10.44	40	6,348	321	342	48.42	51.58
6	3	2016	6	15	662	10.43	41	6,348	307	355	46.37	53.63
6	17	2016	6	18	661	10.41	42	6,348	245	416	37.07	62.93
8	19	2016	6	17	661	10.41	43	6,348	269	392	40.70	59.30
7	15	2016	6	17	660	10.40	44	6,348	269	391	40.76	59.24
4	22	2016	6	17	659	10.38	45	6,348	274	385	41.58	58.42
6	24	2016	6	17	659	10.38	46	6,348	271	388	41.12	58.88
6	17	2016	6	17	658	10.37	47	6,348	262	396	39.82	60.18
6	24	2016	6	18	655	10.32	48	6,348	270	385	41.22	58.78
9	1	2016	5	18	655	10.32	49	6,348	286	369	43.66	56.34
9	16	2016	6	16	655	10.32	50	6,348	311	344	47.48	52.52
3	25	2016	6	17	654	10.30	51	6,348	287	367	43.88	56.12
5	20	2016	6	18	654	10.30	52	6,348	233	421	35.63	64.37
2	26	2016	6	18	653	10.29	53	6,348	254	399	38.90	61.10
7	29	2016	6	17	652	10.27	54	6,348	245	407	37.58	62.42
5	6	2016	6	17	651	10.26	55	6,348	299	352	45.93	54.07
9	1	2016	5	17	651	10.26	56	6,348	285	366	43.78	56.22
9	23	2016	6	16	651	10.26	57	6,348	316	335	48.54	51.46
9	21	2016	4	18	650	10.24	58	6,348	310	340	47.69	52.31
5	5	2016	5	18	649	10.22	59	6,348	315	334	48.54	51.46
2	26	2016	6	16	648	10.21	60	6,348	335	313	51.70	48.30
5	19	2016	5	18	647	10.19	61	6,348	296	351	45.75	54.25
9	30	2016	6	17	647	10.19	62	6,348	275	372	42.50	57.50
5	20	2016	6	17	646	10.18	63	6,348	271	375	41.95	58.05
9	23	2016	6	15	646	10.18	64	6,348	332	314	51.39	48.61
8	26	2016	6	16	645	10.16	65	6,348	293	352	45.43	54.57
5	6	2016	6	18	644	10.14	66	6,348	262	382	40.68	59.32
8	24	2016	4	18	643	10.13	67	6,348	287	356	44.63	55.37

MO	DY	YR	DAY OF WK	HR	HR VOL	PERCENT OF AADT	HOUR NUMBER	AADT	NORTH VOLUME	SOUTH VOLUME	PERCENT NORTH IS OF TOTAL VOLUME	PERCENT SOUTH IS OF TOTAL VOLUME
5	12	2016	5	18	642	10.11	68	6,348	280	362	43.61	56.39
8	5	2016	6	18	642	10.11	69	6,348	267	375	41.59	58.41
2	5	2016	6	17	641	10.10	70	6,348	282	359	43.99	56.01
6	9	2016	5	18	641	10.10	71	6,348	286	355	44.62	55.38
6	17	2016	6	16	641	10.10	72	6,348	300	341	46.80	53.20
5	27	2016	6	18	640	10.08	73	6,348	198	442	30.94	69.06
11	4	2016	6	18	640	10.08	74	6,348	294	346	45.94	54.06
4	15	2016	6	16	638	10.05	75	6,348	289	349	45.30	54.70
6	11	2016	7	15	638	10.05	76	6,348	356	282	55.80	44.20
9	7	2016	4	18	638	10.05	77	6,348	299	339	46.87	53.13
9	9	2016	6	16	637	10.03	78	6,348	324	313	50.86	49.14
11	4	2016	6	17	634	9.99	79	6,348	271	363	42.74	57.26
10	5	2016	4	16	633	9.97	80	6,348	298	335	47.08	52.92
9	28	2016	4	18	632	9.96	81	6,348	298	334	47.15	52.85
5	13	2016	6	15	631	9.94	82	6,348	317	314	50.24	49.76
7	29	2016	6	18	631	9.94	83	6,348	241	390	38.19	61.81
8	5	2016	6	16	631	9.94	84	6,348	258	373	40.89	59.11
2	26	2016	6	17	629	9.91	85	6,348	244	385	38.79	61.21
4	29	2016	6	18	629	9.91	86	6,348	249	380	39.59	60.41
7	22	2016	6	18	628	9.89	87	6,348	230	398	36.62	63.38
10	7	2016	6	18	627	9.88	88	6,348	256	371	40.83	59.17
5	14	2016	7	14	626	9.86	89	6,348	286	340	45.69	54.31
9	15	2016	5	17	626	9.86	90	6,348	291	335	46.49	53.51
5	20	2016	6	16	625	9.85	91	6,348	302	323	48.32	51.68
4	22	2016	6	18	624	9.83	92	6,348	290	334	46.47	53.53
9	3	2016	7	13	624	9.83	93	6,348	269	355	43.11	56.89
12	2	2016	6	16	624	9.83	94	6,348	303	321	48.56	51.44
4	15	2016	6	18	621	9.78	95	6,348	265	356	42.67	57.33
4	29	2016	6	17	621	9.78	96	6,348	273	348	43.96	56.04
6	10	2016	6	16	621	9.78	97	6,348	324	297	52.17	47.83
10	28	2016	6	16	621	9.78	98	6,348	292	329	47.02	52.98
2	5	2016	6	16	620	9.77	99	6,348	290	330	46.77	53.23
9	9	2016	6	15	620	9.77	100	6,348	274	346	44.19	55.81
9	10	2016	7	15	620	9.77	101	6,348	281	339	45.32	54.68
11	18	2016	6	17	620	9.77	102	6,348	299	321	48.23	51.77
6	23	2016	5	18	619	9.75	103	6,348	307	312	49.60	50.40
5	30	2016	2	15	618	9.74	104	6,348	344	274	55.66	44.34
9	2	2016	6	19	617	9.72	105	6,348	252	365	40.84	59.16
3	25	2016	6	16	616	9.70	106	6,348	315	301	51.14	48.86
9	16	2016	6	15	616	9.70	107	6,348	294	322	47.73	52.27
9	22	2016	5	16	616	9.70	108	6,348	328	288	53.25	46.75
12	2	2016	6	15	616	9.70	109	6,348	313	303	50.81	49.19
3	11	2016	6	17	614	9.67	110	6,348	266	348	43.32	56.68
8	17	2016	4	18	614	9.67	111	6,348	256	358	41.69	58.31
10	7	2016	6	17	614	9.67	112	6,348	241	373	39.25	60.75
3	18	2016	6	18	613	9.66	113	6,348	248	365	40.46	59.54
6	16	2016	5	18	613	9.66	114	6,348	286	327	46.66	53.34
7	15	2016	6	19	613	9.66	115	6,348	231	382	37.68	62.32
9	29	2016	5	18	613	9.66	116	6,348	301	312	49.10	50.90
11	4	2016	6	16	613	9.66	117	6,348	294	319	47.96	52.04
9	5	2016	2	16	611	9.63	118	6,348	356	255	58.27	41.73

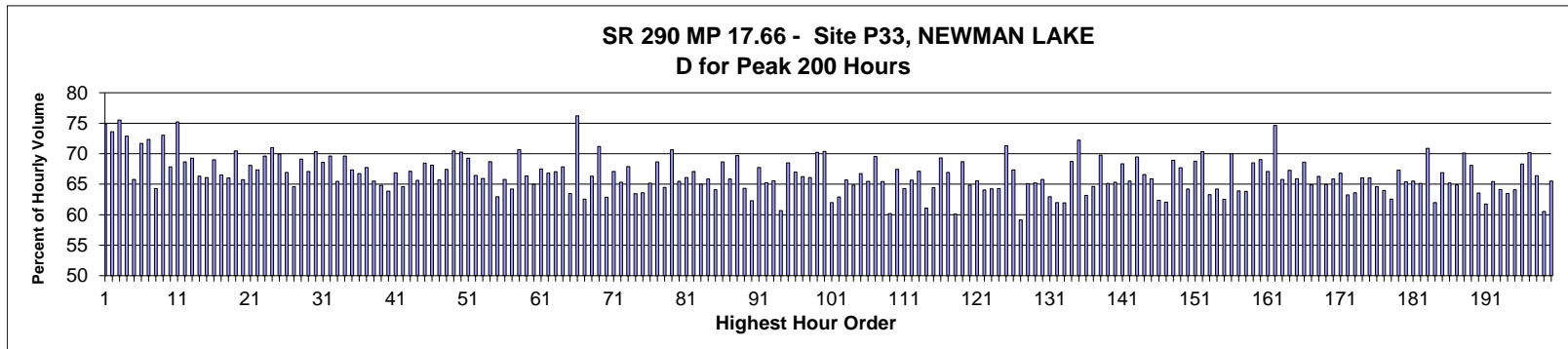
MO	DY	YR	DAY OF WK	HR	HR VOL	PERCENT OF AADT	HOUR NUMBER	AADT	NORTH VOLUME	SOUTH VOLUME	PERCENT NORTH IS OF TOTAL VOLUME	PERCENT SOUTH IS OF TOTAL VOLUME
10	5	2016	4	18	611	9.63	119	6,348	312	299	51.06	48.94
9	14	2016	4	18	610	9.61	120	6,348	297	313	48.69	51.31
4	29	2016	6	16	609	9.59	121	6,348	333	276	54.68	45.32
9	3	2016	7	14	609	9.59	122	6,348	280	329	45.98	54.02
9	23	2016	6	18	609	9.59	123	6,348	236	373	38.75	61.25
8	22	2016	2	18	608	9.58	124	6,348	262	346	43.09	56.91
7	14	2016	5	18	606	9.55	125	6,348	292	314	48.18	51.82
9	2	2016	6	14	606	9.55	126	6,348	286	320	47.19	52.81
9	9	2016	6	19	605	9.53	127	6,348	209	396	34.55	65.45
11	10	2016	5	17	605	9.53	128	6,348	277	328	45.79	54.21
7	30	2016	7	12	604	9.51	129	6,348	274	330	45.36	54.64
8	4	2016	5	18	604	9.51	130	6,348	277	327	45.86	54.14
10	21	2016	6	18	604	9.51	131	6,348	233	371	38.58	61.42
10	28	2016	6	18	604	9.51	132	6,348	228	376	37.75	62.25
6	8	2016	4	18	603	9.50	133	6,348	250	353	41.46	58.54
6	2	2016	5	18	602	9.48	134	6,348	277	325	46.01	53.99
10	19	2016	4	18	602	9.48	135	6,348	275	327	45.68	54.32
2	5	2016	6	18	601	9.47	136	6,348	225	376	37.44	62.56
2	27	2016	7	16	601	9.47	137	6,348	279	322	46.42	53.58
4	15	2016	6	17	601	9.47	138	6,348	253	348	42.10	57.90
5	3	2016	3	18	601	9.47	139	6,348	268	333	44.59	55.41
10	5	2016	4	17	601	9.47	140	6,348	255	346	42.43	57.57
4	8	2016	6	17	600	9.45	141	6,348	272	328	45.33	54.67
11	18	2016	6	16	600	9.45	142	6,348	307	293	51.17	48.83
5	27	2016	6	16	599	9.44	143	6,348	250	349	41.74	58.26
8	19	2016	6	16	599	9.44	144	6,348	233	366	38.90	61.10
8	27	2016	7	15	599	9.44	145	6,348	314	285	52.42	47.58
9	3	2016	7	12	599	9.44	146	6,348	264	335	44.07	55.93
11	5	2016	7	16	599	9.44	147	6,348	331	268	55.26	44.74
5	18	2016	4	18	598	9.42	148	6,348	277	321	46.32	53.68
6	1	2016	4	18	598	9.42	149	6,348	245	353	40.97	59.03
10	7	2016	6	16	598	9.42	150	6,348	312	286	52.17	47.83
10	21	2016	6	16	598	9.42	151	6,348	299	299	50.00	50.00
11	18	2016	6	15	598	9.42	152	6,348	295	303	49.33	50.67
3	25	2016	6	18	597	9.40	153	6,348	237	360	39.70	60.30
5	6	2016	6	16	597	9.40	154	6,348	268	329	44.89	55.11
6	3	2016	6	17	597	9.40	155	6,348	272	325	45.56	54.44
5	6	2016	6	15	596	9.39	156	6,348	273	323	45.81	54.19
5	25	2016	4	18	596	9.39	157	6,348	287	309	48.15	51.85
11	5	2016	7	13	596	9.39	158	6,348	285	311	47.82	52.18
2	12	2016	6	17	595	9.37	159	6,348	269	326	45.21	54.79
5	7	2016	7	15	595	9.37	160	6,348	279	316	46.89	53.11
8	31	2016	4	18	595	9.37	161	6,348	274	321	46.05	53.95
6	4	2016	7	11	594	9.36	162	6,348	327	267	55.05	44.95
7	8	2016	6	16	594	9.36	163	6,348	255	339	42.93	57.07
9	26	2016	2	18	594	9.36	164	6,348	259	335	43.60	56.40
9	29	2016	5	16	594	9.36	165	6,348	271	323	45.62	54.38
10	4	2016	3	18	594	9.36	166	6,348	264	330	44.44	55.56
10	22	2016	7	15	594	9.36	167	6,348	312	282	52.53	47.47
2	19	2016	6	18	593	9.34	168	6,348	246	347	41.48	58.52
3	18	2016	6	17	593	9.34	169	6,348	257	336	43.34	56.66



MO	DY	YR	DAY OF WK	HR	HR VOL	PERCENT OF AADT	HOUR NUMBER	AADT	NORTH VOLUME	SOUTH VOLUME	PERCENT NORTH IS OF TOTAL VOLUME	PERCENT SOUTH IS OF TOTAL VOLUME
4	14	2016	5	18	593	9.34	170	6,348	249	344	41.99	58.01
5	10	2016	3	18	593	9.34	171	6,348	275	318	46.37	53.63
9	24	2016	7	18	593	9.34	172	6,348	281	312	47.39	52.61
1	29	2016	6	18	592	9.33	173	6,348	203	389	34.29	65.71
3	17	2016	5	18	592	9.33	174	6,348	269	323	45.44	54.56
5	31	2016	3	18	592	9.33	175	6,348	261	331	44.09	55.91
11	5	2016	7	15	592	9.33	176	6,348	288	304	48.65	51.35
3	11	2016	6	18	591	9.31	177	6,348	230	361	38.92	61.08
3	15	2016	3	18	591	9.31	178	6,348	285	306	48.22	51.78
8	12	2016	6	17	591	9.31	179	6,348	265	326	44.84	55.16
9	8	2016	5	18	591	9.31	180	6,348	273	318	46.19	53.81
7	15	2016	6	15	590	9.29	181	6,348	274	316	46.44	53.56
7	9	2016	7	16	589	9.28	182	6,348	250	339	42.44	57.56
8	6	2016	7	12	589	9.28	183	6,348	281	308	47.71	52.29
9	15	2016	5	16	589	9.28	184	6,348	312	277	52.97	47.03
11	4	2016	6	13	589	9.28	185	6,348	286	303	48.56	51.44
4	29	2016	6	15	588	9.26	186	6,348	288	300	48.98	51.02
9	29	2016	5	17	588	9.26	187	6,348	249	339	42.35	57.65
5	4	2016	4	17	587	9.25	188	6,348	297	290	50.60	49.40
8	25	2016	5	18	587	9.25	189	6,348	266	321	45.32	54.68
9	22	2016	5	17	587	9.25	190	6,348	255	332	43.44	56.56
3	24	2016	5	18	586	9.23	191	6,348	271	315	46.25	53.75
4	19	2016	3	18	586	9.23	192	6,348	273	313	46.59	53.41
5	13	2016	6	19	586	9.23	193	6,348	253	333	43.17	56.83
7	22	2016	6	16	586	9.23	194	6,348	255	331	43.52	56.48
8	3	2016	4	17	586	9.23	195	6,348	268	318	45.73	54.27
8	18	2016	5	18	586	9.23	196	6,348	248	338	42.32	57.68
8	22	2016	2	17	586	9.23	197	6,348	268	318	45.73	54.27
9	1	2016	5	16	586	9.23	198	6,348	282	304	48.12	51.88
1	29	2016	6	17	585	9.22	199	6,348	262	323	44.79	55.21
4	27	2016	4	16	585	9.22	200	6,348	312	273	53.33	46.67



**AADT= 8,979      K 30 FACTOR= 12.95      K 100 FACTOR= 11.81      K 200 FACTOR= 11.08      D 30 FACTOR= 70.34**



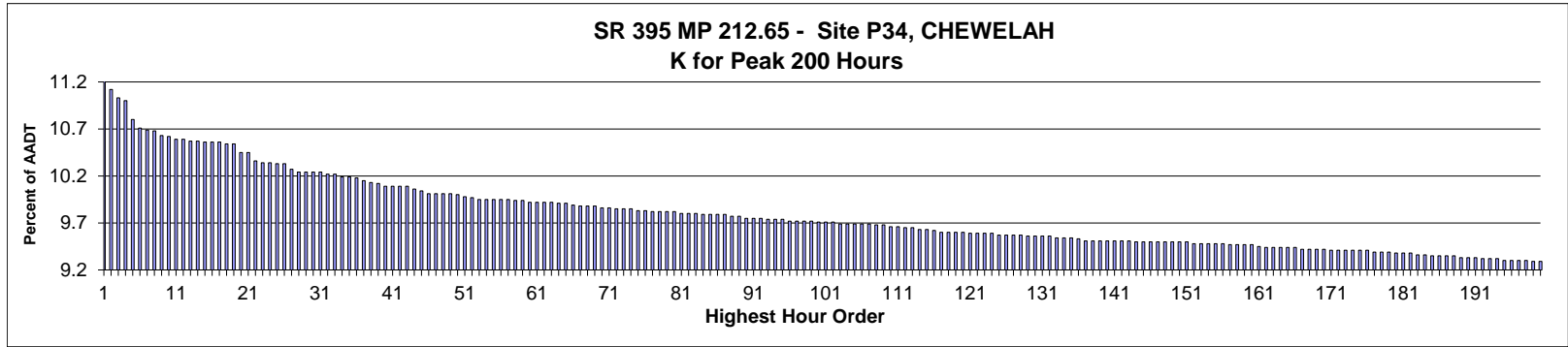
MO	DY	YR	DAY OF WK	HR	HR VOL	PERCENT OF AADT	HOUR NUMBER	AADT	EAST VOLUME	WEST VOLUME	PERCENT EAST IS OF TOTAL VOLUME	PERCENT WEST IS OF TOTAL VOLUME
9	9	2016	6	18	1,510	16.82	1	8,979	1,131	379	74.90	25.10
9	23	2016	6	18	1,409	15.69	2	8,979	1,037	372	73.60	26.40
7	1	2016	6	18	1,401	15.60	3	8,979	1,058	343	75.52	24.48
10	28	2016	6	17	1,394	15.53	4	8,979	1,016	378	72.88	27.12
9	9	2016	6	17	1,268	14.12	5	8,979	834	434	65.77	34.23
7	1	2016	6	17	1,264	14.08	6	8,979	906	358	71.68	28.32
8	5	2016	6	18	1,262	14.06	7	8,979	913	349	72.35	27.65
8	25	2016	5	17	1,254	13.97	8	8,979	806	448	64.27	35.73
11	3	2016	5	18	1,246	13.88	9	8,979	910	336	73.03	26.97
8	12	2016	6	18	1,245	13.87	10	8,979	845	400	67.87	32.13
11	10	2016	5	18	1,239	13.80	11	8,979	932	307	75.22	24.78
7	21	2016	5	18	1,228	13.68	12	8,979	843	385	68.65	31.35
7	22	2016	6	18	1,220	13.59	13	8,979	845	375	69.26	30.74
6	17	2016	6	17	1,217	13.55	14	8,979	807	410	66.31	33.69
8	5	2016	6	17	1,206	13.43	15	8,979	797	409	66.09	33.91
8	18	2016	5	18	1,203	13.40	16	8,979	830	373	68.99	31.01

MO	DY	YR	DAY OF WK	HR	HR VOL	PERCENT OF AADT	HOUR NUMBER	AADT	EAST VOLUME	WEST VOLUME	PERCENT IS OF TOTAL VOLUME	PERCENT WEST IS OF TOTAL VOLUME
7	15	2016	6	17	1,198	13.34	17	8,979	797	401	66.53	33.47
8	12	2016	6	17	1,197	13.33	18	8,979	790	407	66.00	34.00
7	14	2016	5	18	1,195	13.31	19	8,979	842	353	70.46	29.54
11	10	2016	5	17	1,188	13.23	20	8,979	781	407	65.74	34.26
8	19	2016	6	18	1,185	13.20	21	8,979	807	378	68.10	31.90
8	26	2016	6	17	1,180	13.14	22	8,979	795	385	67.37	32.63
8	19	2016	6	17	1,175	13.09	23	8,979	818	357	69.62	30.38
6	30	2016	5	18	1,173	13.06	24	8,979	833	340	71.01	28.99
8	4	2016	5	18	1,172	13.05	25	8,979	820	352	69.97	30.03
8	26	2016	6	18	1,171	13.04	26	8,979	784	387	66.95	33.05
9	30	2016	6	17	1,167	13.00	27	8,979	754	413	64.61	35.39
7	22	2016	6	17	1,163	12.95	28	8,979	804	359	69.13	30.87
7	29	2016	6	18	1,163	12.95	29	8,979	780	383	67.07	32.93
8	11	2016	5	18	1,163	12.95	30	8,979	818	345	70.34	29.66
8	25	2016	5	18	1,156	12.87	31	8,979	793	363	68.60	31.40
9	2	2016	6	18	1,148	12.79	32	8,979	799	349	69.60	30.40
9	16	2016	6	17	1,147	12.77	33	8,979	751	396	65.48	34.52
7	27	2016	4	18	1,145	12.75	34	8,979	797	348	69.61	30.39
9	23	2016	6	17	1,142	12.72	35	8,979	769	373	67.34	32.66
7	28	2016	5	18	1,137	12.66	36	8,979	759	378	66.75	33.25
7	7	2016	5	18	1,135	12.64	37	8,979	769	366	67.75	32.25
7	29	2016	6	17	1,134	12.63	38	8,979	743	391	65.52	34.48
6	3	2016	6	17	1,129	12.57	39	8,979	732	397	64.84	35.16
6	29	2016	4	18	1,129	12.57	40	8,979	721	408	63.86	36.14
10	28	2016	6	18	1,128	12.56	41	8,979	754	374	66.84	33.16
10	6	2016	5	17	1,127	12.55	42	8,979	728	399	64.60	35.40
5	13	2016	6	17	1,126	12.54	43	8,979	756	370	67.14	32.86
6	30	2016	5	17	1,126	12.54	44	8,979	739	387	65.63	34.37
7	15	2016	6	18	1,126	12.54	45	8,979	771	355	68.47	31.53
9	2	2016	6	17	1,126	12.54	46	8,979	767	359	68.12	31.88
8	18	2016	5	17	1,125	12.53	47	8,979	739	386	65.69	34.31
11	4	2016	6	17	1,121	12.48	48	8,979	756	365	67.44	32.56
6	17	2016	6	18	1,120	12.47	49	8,979	789	331	70.45	29.55
9	1	2016	5	18	1,120	12.47	50	8,979	787	333	70.27	29.73
8	16	2016	3	18	1,117	12.44	51	8,979	774	343	69.29	30.71
9	16	2016	6	18	1,117	12.44	52	8,979	742	375	66.43	33.57
7	7	2016	5	17	1,109	12.35	53	8,979	731	378	65.92	34.08
8	10	2016	4	18	1,109	12.35	54	8,979	762	347	68.71	31.29
8	26	2016	6	16	1,107	12.33	55	8,979	697	410	62.96	37.04
8	17	2016	4	18	1,102	12.27	56	8,979	725	377	65.79	34.21
8	8	2016	2	17	1,101	12.26	57	8,979	707	394	64.21	35.79
8	24	2016	4	18	1,101	12.26	58	8,979	778	323	70.66	29.34
6	3	2016	6	18	1,100	12.25	59	8,979	730	370	66.36	33.64
7	20	2016	4	18	1,100	12.25	60	8,979	715	385	65.00	35.00
6	24	2016	6	17	1,098	12.23	61	8,979	741	357	67.49	32.51
9	13	2016	3	18	1,097	12.22	62	8,979	733	364	66.82	33.18
8	4	2016	5	17	1,096	12.21	63	8,979	735	361	67.06	32.94
7	13	2016	4	18	1,095	12.20	64	8,979	743	352	67.85	32.15
8	11	2016	5	17	1,095	12.20	65	8,979	695	400	63.47	36.53
7	1	2016	6	19	1,094	12.18	66	8,979	834	260	76.23	23.77
7	21	2016	5	17	1,092	12.16	67	8,979	683	409	62.55	37.45

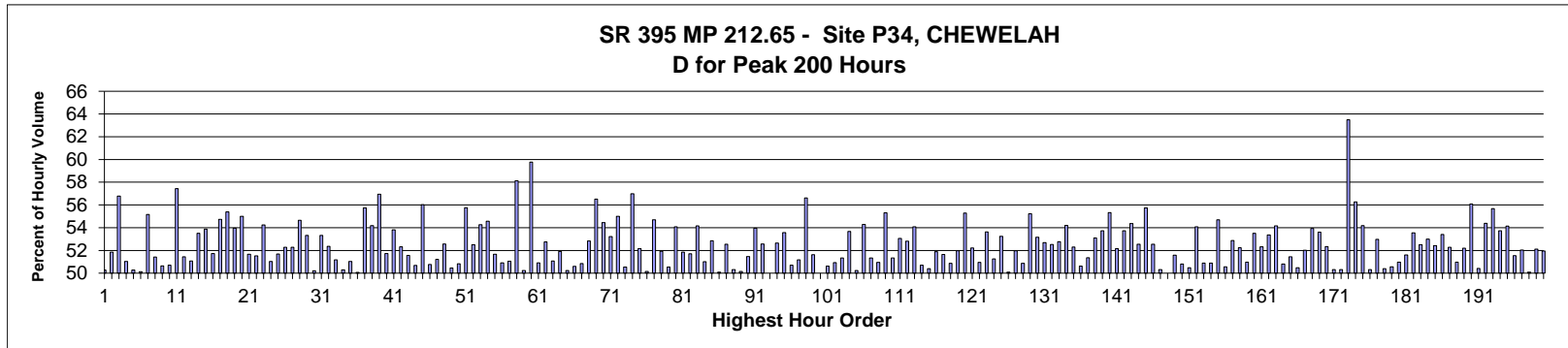
MO	DY	YR	DAY OF WK	HR	HR VOL	PERCENT OF AADT	HOUR NUMBER	AADT	EAST VOLUME	WEST VOLUME	PERCENT EAST IS OF TOTAL VOLUME	PERCENT WEST IS OF TOTAL VOLUME
9	1	2016	5	17	1,087	12.11	68	8,979	721	366	66.33	33.67
8	9	2016	3	18	1,086	12.09	69	8,979	773	313	71.18	28.82
7	13	2016	4	17	1,085	12.08	70	8,979	682	403	62.86	37.14
7	12	2016	3	18	1,082	12.05	71	8,979	726	356	67.10	32.90
7	26	2016	3	17	1,082	12.05	72	8,979	707	375	65.34	34.66
8	15	2016	2	18	1,081	12.04	73	8,979	734	347	67.90	32.10
9	15	2016	5	17	1,080	12.03	74	8,979	685	395	63.43	36.57
7	14	2016	5	17	1,077	11.99	75	8,979	685	392	63.60	36.40
8	30	2016	3	17	1,076	11.98	76	8,979	701	375	65.15	34.85
7	1	2016	6	16	1,075	11.97	77	8,979	738	337	68.65	31.35
7	12	2016	3	17	1,075	11.97	78	8,979	693	382	64.47	35.53
6	24	2016	6	18	1,074	11.96	79	8,979	759	315	70.67	29.33
7	26	2016	3	18	1,074	11.96	80	8,979	703	371	65.46	34.54
8	3	2016	4	17	1,073	11.95	81	8,979	709	364	66.08	33.92
5	13	2016	6	18	1,072	11.94	82	8,979	719	353	67.07	32.93
7	25	2016	2	17	1,072	11.94	83	8,979	697	375	65.02	34.98
8	1	2016	2	17	1,072	11.94	84	8,979	706	366	65.86	34.14
8	17	2016	4	17	1,072	11.94	85	8,979	687	385	64.09	35.91
8	24	2016	4	17	1,072	11.94	86	8,979	736	336	68.66	31.34
11	3	2016	5	17	1,072	11.94	87	8,979	706	366	65.86	34.14
8	31	2016	4	18	1,069	11.91	88	8,979	745	324	69.69	30.31
7	19	2016	3	17	1,068	11.89	89	8,979	687	381	64.33	35.67
6	9	2016	5	17	1,066	11.87	90	8,979	664	402	62.29	37.71
8	29	2016	2	18	1,066	11.87	91	8,979	722	344	67.73	32.27
8	15	2016	2	17	1,065	11.86	92	8,979	695	370	65.26	34.74
8	29	2016	2	17	1,065	11.86	93	8,979	698	367	65.54	34.46
10	11	2016	3	17	1,065	11.86	94	8,979	646	419	60.66	39.34
6	27	2016	2	18	1,064	11.85	95	8,979	729	335	68.52	31.48
10	21	2016	6	18	1,064	11.85	96	8,979	713	351	67.01	32.99
7	8	2016	6	18	1,063	11.84	97	8,979	704	359	66.23	33.77
5	26	2016	5	17	1,062	11.83	98	8,979	702	360	66.10	33.90
10	31	2016	2	17	1,062	11.83	99	8,979	746	316	70.24	29.76
5	6	2016	6	18	1,060	11.81	100	8,979	746	314	70.38	29.62
9	28	2016	4	17	1,057	11.77	101	8,979	655	402	61.97	38.03
11	11	2016	6	17	1,057	11.77	102	8,979	665	392	62.91	37.09
8	1	2016	2	18	1,056	11.76	103	8,979	694	362	65.72	34.28
8	10	2016	4	17	1,056	11.76	104	8,979	685	371	64.87	35.13
9	26	2016	2	17	1,055	11.75	105	8,979	704	351	66.73	33.27
5	13	2016	6	16	1,054	11.74	106	8,979	690	364	65.46	34.54
8	3	2016	4	18	1,054	11.74	107	8,979	733	321	69.54	30.46
6	29	2016	4	17	1,053	11.73	108	8,979	689	364	65.43	34.57
6	1	2016	4	17	1,050	11.69	109	8,979	632	418	60.19	39.81
7	6	2016	4	18	1,050	11.69	110	8,979	708	342	67.43	32.57
7	20	2016	4	17	1,050	11.69	111	8,979	675	375	64.29	35.71
9	29	2016	5	17	1,048	11.67	112	8,979	688	360	65.65	34.35
5	26	2016	5	18	1,046	11.65	113	8,979	702	344	67.11	32.89
6	15	2016	4	17	1,046	11.65	114	8,979	639	407	61.09	38.91
6	23	2016	5	17	1,046	11.65	115	8,979	674	372	64.44	35.56
6	28	2016	3	18	1,046	11.65	116	8,979	725	321	69.31	30.69
7	6	2016	4	17	1,046	11.65	117	8,979	700	346	66.92	33.08
5	27	2016	6	17	1,045	11.64	118	8,979	628	417	60.10	39.90

MO	DY	YR	DAY OF WK	HR	HR VOL	PERCENT OF AADT	HOUR NUMBER	AADT	EAST VOLUME	WEST VOLUME	PERCENT EAST IS OF TOTAL VOLUME	PERCENT WEST IS OF TOTAL VOLUME
8	23	2016	3	18	1,045	11.64	119	8,979	718	327	68.71	31.29
9	22	2016	5	17	1,045	11.64	120	8,979	678	367	64.88	35.12
10	21	2016	6	17	1,045	11.64	121	8,979	685	360	65.55	34.45
8	31	2016	4	17	1,043	11.62	122	8,979	668	375	64.05	35.95
10	12	2016	4	17	1,043	11.62	123	8,979	670	373	64.24	35.76
4	29	2016	6	17	1,042	11.60	124	8,979	670	372	64.30	35.70
10	6	2016	5	18	1,042	11.60	125	8,979	743	299	71.31	28.69
9	30	2016	6	18	1,041	11.59	126	8,979	701	340	67.34	32.66
7	5	2016	3	17	1,040	11.58	127	8,979	615	425	59.13	40.87
7	27	2016	4	17	1,040	11.58	128	8,979	677	363	65.10	34.90
7	28	2016	5	17	1,040	11.58	129	8,979	678	362	65.19	34.81
9	28	2016	4	18	1,040	11.58	130	8,979	684	356	65.77	34.23
11	4	2016	6	18	1,039	11.57	131	8,979	654	385	62.95	37.05
6	20	2016	2	17	1,034	11.52	132	8,979	641	393	61.99	38.01
8	2	2016	3	17	1,033	11.50	133	8,979	640	393	61.96	38.04
8	22	2016	2	18	1,033	11.50	134	8,979	710	323	68.73	31.27
10	20	2016	5	18	1,033	11.50	135	8,979	746	287	72.22	27.78
6	8	2016	4	17	1,032	11.49	136	8,979	652	380	63.18	36.82
9	8	2016	5	17	1,032	11.49	137	8,979	667	365	64.63	35.37
9	29	2016	5	18	1,032	11.49	138	8,979	720	312	69.77	30.23
10	5	2016	4	17	1,032	11.49	139	8,979	672	360	65.12	34.88
6	22	2016	4	18	1,030	11.47	140	8,979	673	357	65.34	34.66
9	8	2016	5	18	1,030	11.47	141	8,979	704	326	68.35	31.65
7	1	2016	6	15	1,029	11.46	142	8,979	674	355	65.50	34.50
8	8	2016	2	18	1,029	11.46	143	8,979	715	314	69.48	30.52
8	19	2016	6	16	1,029	11.46	144	8,979	685	344	66.57	33.43
11	18	2016	6	17	1,029	11.46	145	8,979	678	351	65.89	34.11
5	18	2016	4	17	1,028	11.45	146	8,979	641	387	62.35	37.65
7	18	2016	2	17	1,028	11.45	147	8,979	638	390	62.06	37.94
7	18	2016	2	18	1,027	11.44	148	8,979	708	319	68.94	31.06
7	25	2016	2	18	1,025	11.42	149	8,979	694	331	67.71	32.29
8	22	2016	2	17	1,025	11.42	150	8,979	658	367	64.20	35.80
9	22	2016	5	18	1,025	11.42	151	8,979	705	320	68.78	31.22
10	11	2016	3	18	1,025	11.42	152	8,979	721	304	70.34	29.66
10	3	2016	2	17	1,024	11.40	153	8,979	648	376	63.28	36.72
5	11	2016	4	17	1,023	11.39	154	8,979	657	366	64.22	35.78
8	2	2016	3	18	1,022	11.38	155	8,979	639	383	62.52	37.48
9	12	2016	2	18	1,020	11.36	156	8,979	714	306	70.00	30.00
9	27	2016	3	17	1,020	11.36	157	8,979	652	368	63.92	36.08
10	14	2016	6	17	1,020	11.36	158	8,979	651	369	63.82	36.18
8	30	2016	3	18	1,019	11.35	159	8,979	698	321	68.50	31.50
7	11	2016	2	18	1,018	11.34	160	8,979	703	315	69.06	30.94
10	12	2016	4	18	1,018	11.34	161	8,979	683	335	67.09	32.91
12	22	2016	5	18	1,018	11.34	162	8,979	760	258	74.66	25.34
6	23	2016	5	18	1,017	11.33	163	8,979	669	348	65.78	34.22
6	16	2016	5	18	1,015	11.30	164	8,979	683	332	67.29	32.71
9	2	2016	6	16	1,014	11.29	165	8,979	668	346	65.88	34.12
10	13	2016	5	17	1,014	11.29	166	8,979	696	318	68.64	31.36
11	2	2016	4	17	1,014	11.29	167	8,979	658	356	64.89	35.11
11	7	2016	2	17	1,014	11.29	168	8,979	672	342	66.27	33.73
12	2	2016	6	17	1,014	11.29	169	8,979	659	355	64.99	35.01

MO	DY	YR	DAY OF WK	HR	HR VOL	PERCENT OF AADT	HOUR NUMBER	AADT	EAST VOLUME	WEST VOLUME	PERCENT EAST IS OF TOTAL VOLUME	PERCENT WEST IS OF TOTAL VOLUME
9	14	2016	4	17	1,013	11.28	170	8,979	667	346	65.84	34.16
11	16	2016	4	17	1,013	11.28	171	8,979	677	336	66.83	33.17
6	28	2016	3	17	1,012	11.27	172	8,979	640	372	63.24	36.76
5	25	2016	4	17	1,011	11.26	173	8,979	643	368	63.60	36.40
6	22	2016	4	17	1,010	11.25	174	8,979	667	343	66.04	33.96
9	26	2016	2	18	1,010	11.25	175	8,979	667	343	66.04	33.96
6	2	2016	5	17	1,008	11.23	176	8,979	651	357	64.58	35.42
6	6	2016	2	17	1,008	11.23	177	8,979	645	363	63.99	36.01
5	12	2016	5	17	1,007	11.22	178	8,979	630	377	62.56	37.44
7	19	2016	3	18	1,006	11.20	179	8,979	677	329	67.30	32.70
9	6	2016	3	17	1,006	11.20	180	8,979	658	348	65.41	34.59
9	12	2016	2	17	1,006	11.20	181	8,979	659	347	65.51	34.49
5	20	2016	6	17	1,004	11.18	182	8,979	654	350	65.14	34.86
9	19	2016	2	18	1,003	11.17	183	8,979	711	292	70.89	29.11
5	4	2016	4	17	1,000	11.14	184	8,979	620	380	62.00	38.00
6	7	2016	3	17	1,000	11.14	185	8,979	669	331	66.90	33.10
6	9	2016	5	18	1,000	11.14	186	8,979	652	348	65.20	34.80
8	5	2016	6	16	1,000	11.14	187	8,979	649	351	64.90	35.10
10	20	2016	5	17	1,000	11.14	188	8,979	701	299	70.10	29.90
11	1	2016	3	17	1,000	11.14	189	8,979	681	319	68.10	31.90
5	18	2016	4	18	999	11.13	190	8,979	635	364	63.56	36.44
6	27	2016	2	17	999	11.13	191	8,979	617	382	61.76	38.24
8	9	2016	3	17	998	11.11	192	8,979	653	345	65.43	34.57
10	19	2016	4	17	998	11.11	193	8,979	640	358	64.13	35.87
6	14	2016	3	17	997	11.10	194	8,979	633	364	63.49	36.51
8	16	2016	3	17	997	11.10	195	8,979	639	358	64.09	35.91
9	7	2016	4	18	997	11.10	196	8,979	681	316	68.30	31.70
9	15	2016	5	18	997	11.10	197	8,979	700	297	70.21	29.79
11	9	2016	4	17	997	11.10	198	8,979	662	335	66.40	33.60
6	3	2016	6	16	996	11.09	199	8,979	603	393	60.54	39.46
8	23	2016	3	17	995	11.08	200	8,979	652	343	65.53	34.47



AADT= 6,612      K 30 FACTOR= 10.24      K 100 FACTOR= 9.71      K 200 FACTOR= 9.29      D 30 FACTOR= 50.22



MO	DY	YR	DAY OF WK	HR	HR VOL	PERCENT OF AADT	HOUR NUMBER	AADT	NORTH VOLUME	SOUTH VOLUME	PERCENT NORTH IS OF TOTAL VOLUME	PERCENT SOUTH IS OF TOTAL VOLUME
9	2	2016	6	16	744	11.25	1	6,612	374	370	50.27	49.73
9	2	2016	6	17	735	11.12	2	6,612	381	354	51.84	48.16
6	3	2016	6	17	729	11.03	3	6,612	414	315	56.79	43.21
10	21	2016	6	17	727	11.00	4	6,612	371	356	51.03	48.97
5	13	2016	6	17	714	10.80	5	6,612	359	355	50.28	49.72
10	14	2016	6	17	708	10.71	6	6,612	355	353	50.14	49.86
9	23	2016	6	17	707	10.69	7	6,612	317	390	44.84	55.16
5	27	2016	6	15	706	10.68	8	6,612	343	363	48.58	51.42
9	30	2016	6	17	703	10.63	9	6,612	347	356	49.36	50.64
7	1	2016	6	15	702	10.62	10	6,612	356	346	50.71	49.29
9	2	2016	6	18	700	10.59	11	6,612	402	298	57.43	42.57
10	21	2016	6	16	700	10.59	12	6,612	360	340	51.43	48.57
8	26	2016	6	17	699	10.57	13	6,612	342	357	48.93	51.07
9	23	2016	6	16	699	10.57	14	6,612	325	374	46.49	53.51
6	3	2016	6	16	698	10.56	15	6,612	322	376	46.13	53.87
6	17	2016	6	15	698	10.56	16	6,612	337	361	48.28	51.72

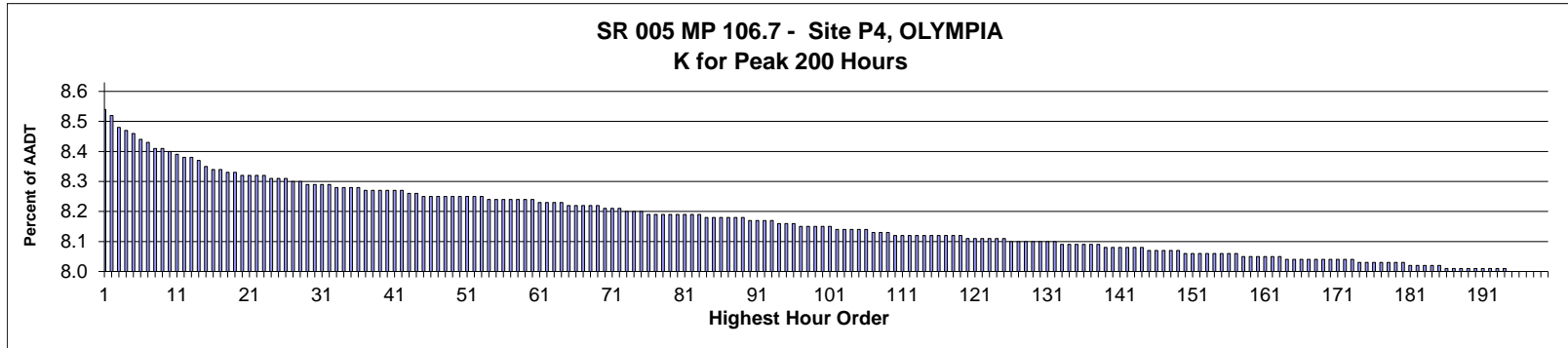
MO	DY	YR	DAY OF WK	HR	HR VOL	PERCENT OF AADT	HOUR NUMBER	AADT	NORTH VOLUME	SOUTH VOLUME	PERCENT NORTH IS OF TOTAL VOLUME	PERCENT SOUTH IS OF TOTAL VOLUME
9	15	2016	5	17	698	10.56	17	6,612	316	382	45.27	54.73
8	5	2016	6	16	697	10.54	18	6,612	386	311	55.38	44.62
10	6	2016	5	17	697	10.54	19	6,612	321	376	46.05	53.95
10	14	2016	6	16	691	10.45	20	6,612	380	311	54.99	45.01
11	4	2016	6	16	691	10.45	21	6,612	334	357	48.34	51.66
10	7	2016	6	17	685	10.36	22	6,612	332	353	48.47	51.53
7	15	2016	6	15	684	10.34	23	6,612	371	313	54.24	45.76
7	15	2016	6	16	684	10.34	24	6,612	349	335	51.02	48.98
5	20	2016	6	16	683	10.33	25	6,612	330	353	48.32	51.68
6	17	2016	6	16	683	10.33	26	6,612	357	326	52.27	47.73
7	1	2016	6	14	679	10.27	27	6,612	355	324	52.28	47.72
5	27	2016	6	16	677	10.24	28	6,612	370	307	54.65	45.35
8	11	2016	5	17	677	10.24	29	6,612	316	361	46.68	53.32
9	23	2016	6	18	677	10.24	30	6,612	337	340	49.78	50.22
10	28	2016	6	17	677	10.24	31	6,612	316	361	46.68	53.32
7	28	2016	5	17	676	10.22	32	6,612	322	354	47.63	52.37
8	30	2016	3	17	676	10.22	33	6,612	330	346	48.82	51.18
5	19	2016	5	17	674	10.19	34	6,612	339	335	50.30	49.70
8	5	2016	6	18	674	10.19	35	6,612	330	344	48.96	51.04
9	16	2016	6	17	673	10.18	36	6,612	336	337	49.93	50.07
9	16	2016	6	16	671	10.15	37	6,612	297	374	44.26	55.74
7	14	2016	5	16	670	10.13	38	6,612	307	363	45.82	54.18
9	9	2016	6	17	669	10.12	39	6,612	288	381	43.05	56.95
5	12	2016	5	17	667	10.09	40	6,612	322	345	48.28	51.72
5	20	2016	6	17	667	10.09	41	6,612	308	359	46.18	53.82
6	3	2016	6	15	667	10.09	42	6,612	318	349	47.68	52.32
9	30	2016	6	16	667	10.09	43	6,612	344	323	51.57	48.43
7	29	2016	6	16	665	10.06	44	6,612	337	328	50.68	49.32
9	29	2016	5	17	664	10.04	45	6,612	292	372	43.98	56.02
5	26	2016	5	16	662	10.01	46	6,612	336	326	50.76	49.24
7	29	2016	6	17	662	10.01	47	6,612	339	323	51.21	48.79
8	5	2016	6	15	662	10.01	48	6,612	348	314	52.57	47.43
9	9	2016	6	18	662	10.01	49	6,612	334	328	50.45	49.55
2	26	2016	6	17	661	10.00	50	6,612	336	325	50.83	49.17
7	15	2016	6	17	660	9.98	51	6,612	368	292	55.76	44.24
6	16	2016	5	16	659	9.97	52	6,612	346	313	52.50	47.50
6	17	2016	6	17	658	9.95	53	6,612	357	301	54.26	45.74
7	14	2016	5	17	658	9.95	54	6,612	299	359	45.44	54.56
8	12	2016	6	16	658	9.95	55	6,612	318	340	48.33	51.67
8	12	2016	6	17	658	9.95	56	6,612	323	335	49.09	50.91
8	25	2016	5	17	658	9.95	57	6,612	336	322	51.06	48.94
8	5	2016	6	17	657	9.94	58	6,612	382	275	58.14	41.86
9	16	2016	6	18	657	9.94	59	6,612	330	327	50.23	49.77
5	27	2016	6	17	656	9.92	60	6,612	392	264	59.76	40.24
6	24	2016	6	15	656	9.92	61	6,612	334	322	50.91	49.09
8	19	2016	6	15	656	9.92	62	6,612	346	310	52.74	47.26
9	21	2016	4	16	656	9.92	63	6,612	321	335	48.93	51.07
6	22	2016	4	16	655	9.91	64	6,612	340	315	51.91	48.09
10	4	2016	3	17	655	9.91	65	6,612	329	326	50.23	49.77
5	20	2016	6	15	654	9.89	66	6,612	323	331	49.39	50.61
8	12	2016	6	14	653	9.88	67	6,612	332	321	50.84	49.16



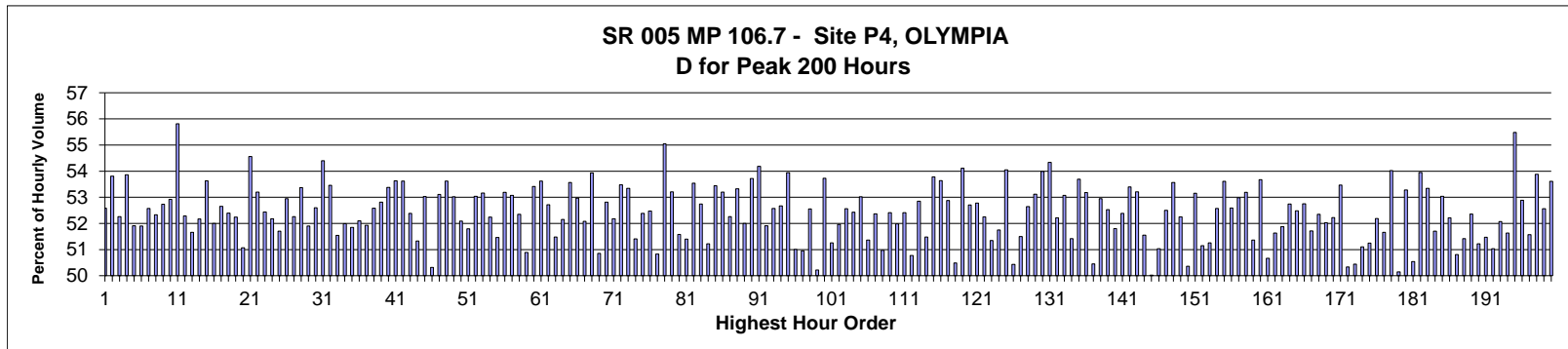
MO	DY	YR	DAY OF WK	HR	HR VOL	PERCENT OF AADT	HOUR NUMBER	AADT	NORTH VOLUME	SOUTH VOLUME	PERCENT NORTH IS OF TOTAL VOLUME	PERCENT SOUTH IS OF TOTAL VOLUME
9	8	2016	5	17	653	9.88	68	6,612	308	345	47.17	52.83
11	10	2016	5	16	653	9.88	69	6,612	284	369	43.49	56.51
5	27	2016	6	14	652	9.86	70	6,612	355	297	54.45	45.55
9	19	2016	2	17	652	9.86	71	6,612	305	347	46.78	53.22
5	13	2016	6	18	651	9.85	72	6,612	358	293	54.99	45.01
6	10	2016	6	15	651	9.85	73	6,612	329	322	50.54	49.46
7	1	2016	6	16	651	9.85	74	6,612	371	280	56.99	43.01
5	4	2016	4	17	650	9.83	75	6,612	311	339	47.85	52.15
6	8	2016	4	15	650	9.83	76	6,612	326	324	50.15	49.85
5	13	2016	6	16	649	9.82	77	6,612	294	355	45.30	54.70
6	24	2016	6	16	649	9.82	78	6,612	337	312	51.93	48.07
9	20	2016	3	17	649	9.82	79	6,612	321	328	49.46	50.54
11	10	2016	5	17	649	9.82	80	6,612	298	351	45.92	54.08
4	20	2016	4	17	648	9.80	81	6,612	336	312	51.85	48.15
8	26	2016	6	16	648	9.80	82	6,612	313	335	48.30	51.70
10	21	2016	6	18	648	9.80	83	6,612	351	297	54.17	45.83
7	28	2016	5	16	647	9.79	84	6,612	317	330	49.00	51.00
8	31	2016	4	17	647	9.79	85	6,612	305	342	47.14	52.86
9	1	2016	5	17	647	9.79	86	6,612	324	323	50.08	49.92
9	2	2016	6	11	647	9.79	87	6,612	307	340	47.45	52.55
9	8	2016	5	16	646	9.77	88	6,612	321	325	49.69	50.31
9	22	2016	5	16	646	9.77	89	6,612	322	324	49.85	50.15
8	3	2016	4	16	645	9.75	90	6,612	313	332	48.53	51.47
8	16	2016	3	16	645	9.75	91	6,612	297	348	46.05	53.95
9	27	2016	3	16	645	9.75	92	6,612	306	339	47.44	52.56
7	18	2016	2	17	644	9.74	93	6,612	322	322	50.00	50.00
8	9	2016	3	16	644	9.74	94	6,612	305	339	47.36	52.64
9	1	2016	5	16	644	9.74	95	6,612	345	299	53.57	46.43
4	29	2016	6	16	643	9.72	96	6,612	317	326	49.30	50.70
8	4	2016	5	17	643	9.72	97	6,612	314	329	48.83	51.17
11	16	2016	4	17	643	9.72	98	6,612	279	364	43.39	56.61
11	18	2016	6	16	643	9.72	99	6,612	311	332	48.37	51.63
4	15	2016	6	17	642	9.71	100	6,612	321	321	50.00	50.00
8	3	2016	4	17	642	9.71	101	6,612	317	325	49.38	50.62
11	11	2016	6	16	642	9.71	102	6,612	327	315	50.93	49.07
5	6	2016	6	17	641	9.69	103	6,612	312	329	48.67	51.33
7	1	2016	6	13	641	9.69	104	6,612	344	297	53.67	46.33
9	15	2016	5	16	641	9.69	105	6,612	322	319	50.23	49.77
9	22	2016	5	17	641	9.69	106	6,612	293	348	45.71	54.29
9	28	2016	4	17	641	9.69	107	6,612	312	329	48.67	51.33
7	1	2016	6	11	640	9.68	108	6,612	314	326	49.06	50.94
11	4	2016	6	17	640	9.68	109	6,612	286	354	44.69	55.31
5	4	2016	4	16	639	9.66	110	6,612	311	328	48.67	51.33
6	17	2016	6	14	639	9.66	111	6,612	339	300	53.05	46.95
8	18	2016	5	17	638	9.65	112	6,612	301	337	47.18	52.82
11	17	2016	5	17	638	9.65	113	6,612	293	345	45.92	54.08
5	10	2016	3	17	637	9.63	114	6,612	314	323	49.29	50.71
9	29	2016	5	16	637	9.63	115	6,612	316	321	49.61	50.39
6	7	2016	3	16	636	9.62	116	6,612	306	330	48.11	51.89
7	26	2016	3	16	635	9.60	117	6,612	307	328	48.35	51.65
8	19	2016	6	17	635	9.60	118	6,612	323	312	50.87	49.13

MO	DY	YR	DAY OF WK	HR	HR VOL	PERCENT OF AADT	HOUR NUMBER	AADT	NORTH VOLUME	SOUTH VOLUME	PERCENT NORTH IS OF TOTAL VOLUME	PERCENT SOUTH IS OF TOTAL VOLUME
10	13	2016	5	17	635	9.60	119	6,612	305	330	48.03	51.97
11	18	2016	6	17	635	9.60	120	6,612	284	351	44.72	55.28
6	10	2016	6	17	634	9.59	121	6,612	331	303	52.21	47.79
8	8	2016	2	16	634	9.59	122	6,612	323	311	50.95	49.05
9	30	2016	6	18	634	9.59	123	6,612	340	294	53.63	46.37
10	12	2016	4	16	634	9.59	124	6,612	309	325	48.74	51.26
5	11	2016	4	16	633	9.57	125	6,612	296	337	46.76	53.24
5	18	2016	4	17	633	9.57	126	6,612	316	317	49.92	50.08
8	23	2016	3	17	633	9.57	127	6,612	329	304	51.97	48.03
8	26	2016	6	15	633	9.57	128	6,612	311	322	49.13	50.87
4	28	2016	5	16	632	9.56	129	6,612	283	349	44.78	55.22
5	31	2016	3	16	632	9.56	130	6,612	296	336	46.84	53.16
7	15	2016	6	18	632	9.56	131	6,612	333	299	52.69	47.31
11	3	2016	5	17	632	9.56	132	6,612	300	332	47.47	52.53
7	27	2016	4	17	631	9.54	133	6,612	333	298	52.77	47.23
9	21	2016	4	17	631	9.54	134	6,612	289	342	45.80	54.20
12	2	2016	6	16	631	9.54	135	6,612	301	330	47.70	52.30
3	11	2016	6	17	630	9.53	136	6,612	311	319	49.37	50.63
3	18	2016	6	17	629	9.51	137	6,612	306	323	48.65	51.35
6	10	2016	6	16	629	9.51	138	6,612	334	295	53.10	46.90
6	23	2016	5	16	629	9.51	139	6,612	338	291	53.74	46.26
7	17	2016	1	13	629	9.51	140	6,612	281	348	44.67	55.33
8	31	2016	4	16	629	9.51	141	6,612	328	301	52.15	47.85
9	13	2016	3	17	629	9.51	142	6,612	291	338	46.26	53.74
10	28	2016	6	16	629	9.51	143	6,612	287	342	45.63	54.37
4	22	2016	6	16	628	9.50	144	6,612	298	330	47.45	52.55
5	20	2016	6	18	628	9.50	145	6,612	350	278	55.73	44.27
6	6	2016	2	15	628	9.50	146	6,612	330	298	52.55	47.45
6	9	2016	5	16	628	9.50	147	6,612	312	316	49.68	50.32
8	11	2016	5	16	628	9.50	148	6,612	314	314	50.00	50.00
8	26	2016	6	14	628	9.50	149	6,612	304	324	48.41	51.59
10	17	2016	2	16	628	9.50	150	6,612	309	319	49.20	50.80
10	21	2016	6	15	628	9.50	151	6,612	317	311	50.48	49.52
6	1	2016	4	16	627	9.48	152	6,612	288	339	45.93	54.07
8	19	2016	6	16	627	9.48	153	6,612	319	308	50.88	49.12
9	2	2016	6	15	627	9.48	154	6,612	319	308	50.88	49.12
9	20	2016	3	16	627	9.48	155	6,612	284	343	45.30	54.70
9	27	2016	3	15	627	9.48	156	6,612	310	317	49.44	50.56
5	18	2016	4	16	626	9.47	157	6,612	295	331	47.12	52.88
6	2	2016	5	16	626	9.47	158	6,612	299	327	47.76	52.24
10	6	2016	5	16	626	9.47	159	6,612	307	319	49.04	50.96
10	12	2016	4	17	626	9.47	160	6,612	291	335	46.49	53.51
9	9	2016	6	16	625	9.45	161	6,612	298	327	47.68	52.32
5	25	2016	4	15	624	9.44	162	6,612	291	333	46.63	53.37
5	27	2016	6	13	624	9.44	163	6,612	338	286	54.17	45.83
6	16	2016	5	15	624	9.44	164	6,612	317	307	50.80	49.20
7	22	2016	6	17	624	9.44	165	6,612	321	303	51.44	48.56
7	29	2016	6	14	624	9.44	166	6,612	315	309	50.48	49.52
6	29	2016	4	15	623	9.42	167	6,612	299	324	47.99	52.01
7	15	2016	6	14	623	9.42	168	6,612	287	336	46.07	53.93
9	2	2016	6	12	623	9.42	169	6,612	289	334	46.39	53.61

MO	DY	YR	DAY OF WK	HR	HR VOL	PERCENT OF AADT	HOUR NUMBER	AADT	NORTH VOLUME	SOUTH VOLUME	PERCENT NORTH IS OF TOTAL VOLUME	PERCENT SOUTH IS OF TOTAL VOLUME
12	1	2016	5	16	623	9.42	170	6,612	297	326	47.67	52.33
5	10	2016	3	16	622	9.41	171	6,612	309	313	49.68	50.32
6	2	2016	5	15	622	9.41	172	6,612	313	309	50.32	49.68
7	1	2016	6	17	622	9.41	173	6,612	395	227	63.50	36.50
7	15	2016	6	11	622	9.41	174	6,612	272	350	43.73	56.27
8	8	2016	2	17	622	9.41	175	6,612	285	337	45.82	54.18
11	10	2016	5	15	622	9.41	176	6,612	313	309	50.32	49.68
2	26	2016	6	16	621	9.39	177	6,612	292	329	47.02	52.98
4	21	2016	5	16	621	9.39	178	6,612	308	313	49.60	50.40
10	18	2016	3	16	621	9.39	179	6,612	307	314	49.44	50.56
8	1	2016	2	17	620	9.38	180	6,612	316	304	50.97	49.03
8	16	2016	3	17	620	9.38	181	6,612	300	320	48.39	51.61
11	9	2016	4	16	620	9.38	182	6,612	288	332	46.45	53.55
5	17	2016	3	17	619	9.36	183	6,612	294	325	47.50	52.50
5	25	2016	4	16	619	9.36	184	6,612	291	328	47.01	52.99
4	20	2016	4	16	618	9.35	185	6,612	324	294	52.43	47.57
7	22	2016	6	14	618	9.35	186	6,612	288	330	46.60	53.40
8	4	2016	5	14	618	9.35	187	6,612	323	295	52.27	47.73
9	30	2016	6	15	618	9.35	188	6,612	303	315	49.03	50.97
4	8	2016	6	17	617	9.33	189	6,612	322	295	52.19	47.81
9	2	2016	6	13	617	9.33	190	6,612	271	346	43.92	56.08
9	12	2016	2	17	617	9.33	191	6,612	306	311	49.59	50.41
6	21	2016	3	16	616	9.32	192	6,612	335	281	54.38	45.62
7	20	2016	4	17	616	9.32	193	6,612	273	343	44.32	55.68
8	5	2016	6	14	616	9.32	194	6,612	331	285	53.73	46.27
6	16	2016	5	17	615	9.30	195	6,612	333	282	54.15	45.85
7	26	2016	3	17	615	9.30	196	6,612	298	317	48.46	51.54
9	6	2016	3	17	615	9.30	197	6,612	295	320	47.97	52.03
11	22	2016	3	16	615	9.30	198	6,612	308	307	50.08	49.92
4	8	2016	6	16	614	9.29	199	6,612	294	320	47.88	52.12
4	21	2016	5	17	614	9.29	200	6,612	295	319	48.05	51.95



AADT= 146,119      K 30 FACTOR= 8.26      K 100 FACTOR= 8.12      K 200 FACTOR= 7.97      D 30 FACTOR= 52.60



MO	DY	YR	DAY OF WK	HR	HR VOL	PERCENT OF AADT	HOUR NUMBER	AADT	NORTH VOLUME	SOUTH VOLUME	PERCENT NORTH IS OF TOTAL VOLUME	PERCENT SOUTH IS OF TOTAL VOLUME
4	28	2016	5	17	12,435	8.51	1	146,119	6,538	5,897	52.58	47.42
8	10	2016	4	17	12,405	8.49	2	146,119	6,675	5,730	53.81	46.19
8	9	2016	3	17	12,350	8.45	3	146,119	6,454	5,896	52.26	47.74
7	13	2016	4	17	12,331	8.44	4	146,119	6,642	5,689	53.86	46.14
6	9	2016	5	17	12,315	8.43	5	146,119	6,393	5,922	51.91	48.09
5	5	2016	5	17	12,288	8.41	6	146,119	6,378	5,910	51.90	48.10
10	12	2016	4	17	12,276	8.40	7	146,119	6,454	5,822	52.57	47.43
4	14	2016	5	17	12,246	8.38	8	146,119	6,408	5,838	52.33	47.67
5	18	2016	4	17	12,246	8.38	9	146,119	6,457	5,789	52.73	47.27
4	21	2016	5	18	12,223	8.37	10	146,119	6,469	5,754	52.92	47.08
6	9	2016	5	18	12,222	8.36	11	146,119	6,821	5,401	55.81	44.19
4	27	2016	4	17	12,202	8.35	12	146,119	6,380	5,822	52.29	47.71
5	17	2016	3	17	12,197	8.35	13	146,119	6,301	5,896	51.66	48.34
5	26	2016	5	18	12,183	8.34	14	146,119	6,356	5,827	52.17	47.83
7	12	2016	3	17	12,164	8.32	15	146,119	6,523	5,641	53.63	46.37
6	8	2016	4	17	12,145	8.31	16	146,119	6,316	5,829	52.00	48.00

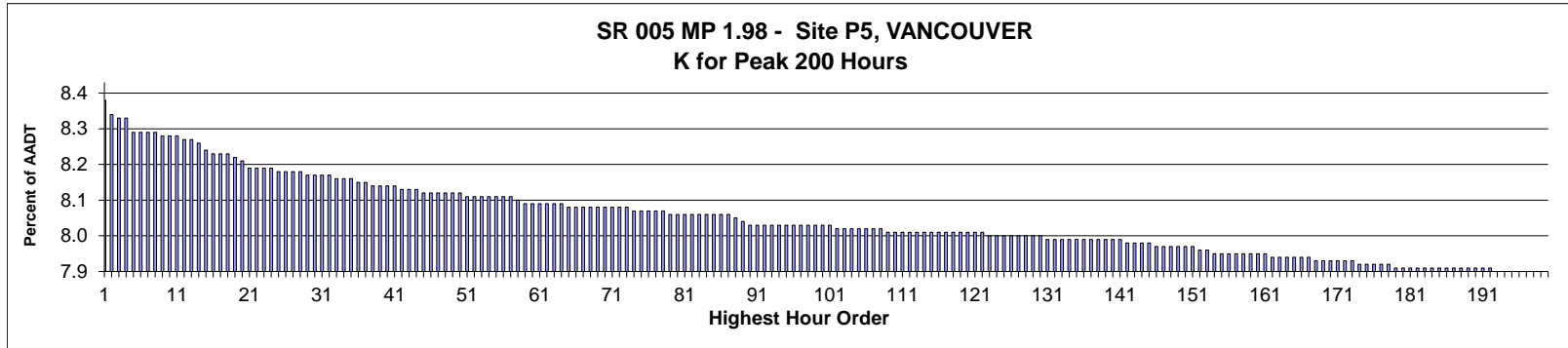
MO	DY	YR	DAY OF WK	HR	HR VOL	PERCENT OF AADT	HOUR NUMBER	AADT	NORTH VOLUME	SOUTH VOLUME	PERCENT NORTH IS OF TOTAL VOLUME	PERCENT SOUTH IS OF TOTAL VOLUME
6	7	2016	3	17	12,136	8.31	17	146,119	6,389	5,747	52.65	47.35
9	8	2016	5	17	12,129	8.30	18	146,119	6,354	5,775	52.39	47.61
9	22	2016	5	17	12,128	8.30	19	146,119	6,336	5,792	52.24	47.76
5	4	2016	4	17	12,120	8.29	20	146,119	6,190	5,930	51.07	48.93
7	14	2016	5	18	12,116	8.29	21	146,119	6,610	5,506	54.56	45.44
7	26	2016	3	17	12,114	8.29	22	146,119	6,445	5,669	53.20	46.80
6	2	2016	5	17	12,111	8.29	23	146,119	6,351	5,760	52.44	47.56
4	15	2016	6	17	12,105	8.28	24	146,119	6,316	5,789	52.18	47.82
5	12	2016	5	17	12,098	8.28	25	146,119	6,255	5,843	51.70	48.30
8	3	2016	4	17	12,092	8.28	26	146,119	6,403	5,689	52.95	47.05
3	24	2016	5	17	12,079	8.27	27	146,119	6,313	5,766	52.26	47.74
6	20	2016	2	17	12,077	8.27	28	146,119	6,445	5,632	53.37	46.63
10	25	2016	3	17	12,076	8.26	29	146,119	6,267	5,809	51.90	48.10
7	5	2016	3	13	12,075	8.26	30	146,119	6,352	5,723	52.60	47.40
7	13	2016	4	18	12,074	8.26	31	146,119	6,568	5,506	54.40	45.60
6	8	2016	4	18	12,069	8.26	32	146,119	6,452	5,617	53.46	46.54
4	26	2016	3	17	12,061	8.25	33	146,119	6,216	5,845	51.54	48.46
5	26	2016	5	17	12,059	8.25	34	146,119	6,270	5,789	51.99	48.01
6	22	2016	4	17	12,054	8.25	35	146,119	6,250	5,804	51.85	48.15
5	24	2016	3	17	12,053	8.25	36	146,119	6,280	5,773	52.10	47.90
5	25	2016	4	18	12,044	8.24	37	146,119	6,254	5,790	51.93	48.07
5	31	2016	3	17	12,044	8.24	38	146,119	6,333	5,711	52.58	47.42
7	20	2016	4	17	12,044	8.24	39	146,119	6,360	5,684	52.81	47.19
7	18	2016	2	17	12,042	8.24	40	146,119	6,428	5,614	53.38	46.62
7	12	2016	3	18	12,034	8.24	41	146,119	6,454	5,580	53.63	46.37
7	6	2016	4	18	12,033	8.24	42	146,119	6,452	5,581	53.62	46.38
8	30	2016	3	17	12,032	8.23	43	146,119	6,302	5,730	52.38	47.62
5	3	2016	3	17	12,021	8.23	44	146,119	6,170	5,851	51.33	48.67
6	2	2016	5	18	12,018	8.22	45	146,119	6,373	5,645	53.03	46.97
3	25	2016	6	17	12,014	8.22	46	146,119	6,046	5,968	50.32	49.68
9	29	2016	5	17	12,012	8.22	47	146,119	6,380	5,632	53.11	46.89
6	15	2016	4	18	12,010	8.22	48	146,119	6,440	5,570	53.62	46.38
7	21	2016	5	17	12,009	8.22	49	146,119	6,367	5,642	53.02	46.98
5	25	2016	4	17	12,006	8.22	50	146,119	6,254	5,752	52.09	47.91
5	11	2016	4	17	12,004	8.22	51	146,119	6,217	5,787	51.79	48.21
9	6	2016	3	17	12,004	8.22	52	146,119	6,367	5,637	53.04	46.96
10	11	2016	3	17	12,004	8.22	53	146,119	6,381	5,623	53.16	46.84
4	19	2016	3	17	11,997	8.21	54	146,119	6,267	5,730	52.24	47.76
4	20	2016	4	17	11,997	8.21	55	146,119	6,174	5,823	51.46	48.54
6	16	2016	5	18	11,995	8.21	56	146,119	6,380	5,615	53.19	46.81
2	2	2016	3	17	11,994	8.21	57	146,119	6,365	5,629	53.07	46.93
6	28	2016	3	17	11,994	8.21	58	146,119	6,279	5,715	52.35	47.65
2	12	2016	6	17	11,992	8.21	59	146,119	6,103	5,889	50.89	49.11
8	4	2016	5	17	11,992	8.21	60	146,119	6,405	5,587	53.41	46.59
4	7	2016	5	17	11,989	8.20	61	146,119	6,429	5,560	53.62	46.38
6	7	2016	3	18	11,989	8.20	62	146,119	6,321	5,668	52.72	47.28
4	15	2016	6	18	11,988	8.20	63	146,119	6,172	5,816	51.48	48.52
3	17	2016	5	17	11,982	8.20	64	146,119	6,249	5,733	52.15	47.85
8	23	2016	3	17	11,971	8.19	65	146,119	6,413	5,558	53.57	46.43
8	9	2016	3	18	11,968	8.19	66	146,119	6,340	5,628	52.97	47.03
5	23	2016	2	17	11,964	8.19	67	146,119	6,231	5,733	52.08	47.92

MO	DY	YR	DAY OF WK	HR	HR VOL	PERCENT OF AADT	HOUR NUMBER	AADT	NORTH VOLUME	SOUTH VOLUME	PERCENT NORTH IS OF TOTAL VOLUME	PERCENT SOUTH IS OF TOTAL VOLUME
7	19	2016	3	17	11,962	8.19	68	146,119	6,451	5,511	53.93	46.07
10	7	2016	6	17	11,962	8.19	69	146,119	6,083	5,879	50.85	49.15
6	1	2016	4	18	11,959	8.18	70	146,119	6,315	5,644	52.81	47.19
5	10	2016	3	17	11,954	8.18	71	146,119	6,238	5,716	52.18	47.82
8	3	2016	4	18	11,946	8.18	72	146,119	6,389	5,557	53.48	46.52
7	11	2016	2	17	11,939	8.17	73	146,119	6,368	5,571	53.34	46.66
5	19	2016	5	17	11,937	8.17	74	146,119	6,137	5,800	51.41	48.59
7	5	2016	3	12	11,937	8.17	75	146,119	6,253	5,684	52.38	47.62
9	27	2016	3	17	11,927	8.16	76	146,119	6,258	5,669	52.47	47.53
1	14	2016	5	17	11,925	8.16	77	146,119	6,062	5,863	50.83	49.17
6	16	2016	5	17	11,924	8.16	78	146,119	6,563	5,361	55.04	44.96
6	21	2016	3	17	11,922	8.16	79	146,119	6,344	5,578	53.21	46.79
5	19	2016	5	18	11,921	8.16	80	146,119	6,149	5,772	51.58	48.42
2	23	2016	3	17	11,919	8.16	81	146,119	6,126	5,793	51.40	48.60
6	30	2016	5	17	11,918	8.16	82	146,119	6,381	5,537	53.54	46.46
5	4	2016	4	18	11,917	8.16	83	146,119	6,285	5,632	52.74	47.26
2	24	2016	4	17	11,914	8.15	84	146,119	6,102	5,812	51.22	48.78
7	14	2016	5	17	11,912	8.15	85	146,119	6,366	5,546	53.44	46.56
7	6	2016	4	17	11,909	8.15	86	146,119	6,336	5,573	53.20	46.80
6	15	2016	4	17	11,908	8.15	87	146,119	6,223	5,685	52.26	47.74
8	2	2016	3	17	11,905	8.15	88	146,119	6,348	5,557	53.32	46.68
9	21	2016	4	17	11,905	8.15	89	146,119	6,191	5,714	52.00	48.00
10	12	2016	4	18	11,896	8.14	90	146,119	6,391	5,505	53.72	46.28
12	21	2016	4	17	11,896	8.14	91	146,119	6,445	5,451	54.18	45.82
9	7	2016	4	17	11,890	8.14	92	146,119	6,172	5,718	51.91	48.09
10	21	2016	6	15	11,890	8.14	93	146,119	6,251	5,639	52.57	47.43
2	18	2016	5	18	11,886	8.13	94	146,119	6,260	5,626	52.67	47.33
12	15	2016	5	17	11,882	8.13	95	146,119	6,409	5,473	53.94	46.06
2	4	2016	5	17	11,877	8.13	96	146,119	6,058	5,819	51.01	48.99
10	3	2016	2	17	11,872	8.12	97	146,119	6,049	5,823	50.95	49.05
4	27	2016	4	18	11,871	8.12	98	146,119	6,238	5,633	52.55	47.45
3	25	2016	6	16	11,862	8.12	99	146,119	5,905	5,957	49.78	50.22
7	27	2016	4	17	11,862	8.12	100	146,119	6,374	5,488	53.73	46.27
8	10	2016	4	16	11,861	8.12	101	146,119	6,080	5,781	51.26	48.74
11	10	2016	5	17	11,857	8.11	102	146,119	6,161	5,696	51.96	48.04
4	14	2016	5	18	11,852	8.11	103	146,119	6,230	5,622	52.56	47.44
8	8	2016	2	17	11,852	8.11	104	146,119	6,214	5,638	52.43	47.57
7	15	2016	6	14	11,849	8.11	105	146,119	6,282	5,567	53.02	46.98
4	29	2016	6	17	11,846	8.11	106	146,119	6,084	5,762	51.36	48.64
9	20	2016	3	17	11,837	8.10	107	146,119	6,199	5,638	52.37	47.63
4	28	2016	5	18	11,836	8.10	108	146,119	6,033	5,803	50.97	49.03
9	29	2016	5	18	11,830	8.10	109	146,119	6,200	5,630	52.41	47.59
4	26	2016	3	18	11,827	8.09	110	146,119	6,148	5,679	51.98	48.02
4	13	2016	4	17	11,826	8.09	111	146,119	6,198	5,628	52.41	47.59
5	16	2016	2	17	11,825	8.09	112	146,119	6,004	5,821	50.77	49.23
8	15	2016	2	17	11,824	8.09	113	146,119	6,249	5,575	52.85	47.15
4	13	2016	4	18	11,823	8.09	114	146,119	6,086	5,737	51.48	48.52
7	5	2016	3	17	11,823	8.09	115	146,119	6,359	5,464	53.78	46.22
6	30	2016	5	18	11,817	8.09	116	146,119	6,339	5,478	53.64	46.36
8	16	2016	3	17	11,815	8.09	117	146,119	6,248	5,567	52.88	47.12
3	16	2016	4	17	11,814	8.09	118	146,119	5,965	5,849	50.49	49.51

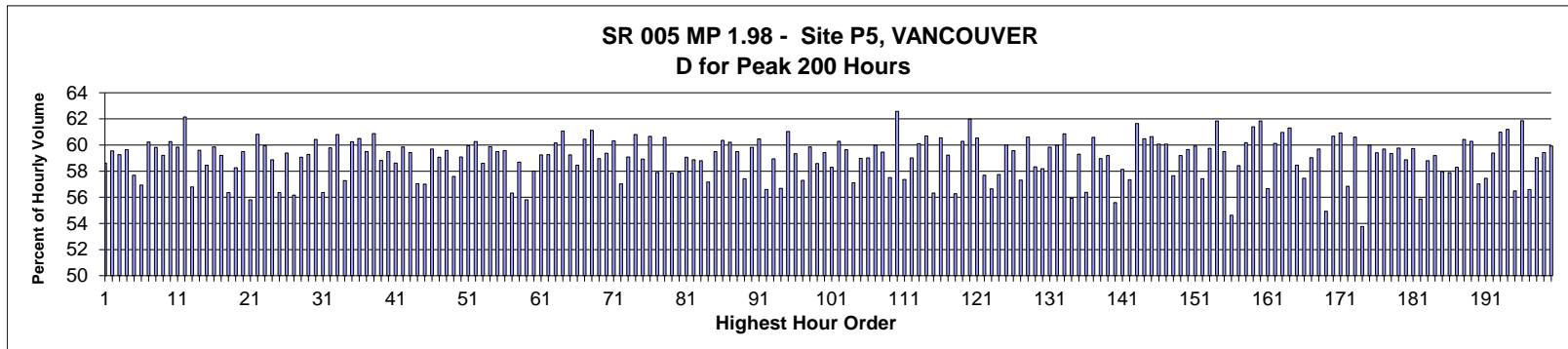
MO	DY	YR	DAY OF WK	HR	HR VOL	PERCENT OF AADT	HOUR NUMBER	AADT	NORTH VOLUME	SOUTH VOLUME	PERCENT NORTH IS OF TOTAL VOLUME	PERCENT SOUTH IS OF TOTAL VOLUME
8	10	2016	4	18	11,814	8.09	119	146,119	6,393	5,421	54.11	45.89
4	11	2016	2	17	11,810	8.08	120	146,119	6,225	5,585	52.71	47.29
8	22	2016	2	18	11,810	8.08	121	146,119	6,233	5,577	52.78	47.22
6	13	2016	2	17	11,803	8.08	122	146,119	6,167	5,636	52.25	47.75
2	18	2016	5	17	11,801	8.08	123	146,119	6,060	5,741	51.35	48.65
4	20	2016	4	18	11,800	8.08	124	146,119	6,106	5,694	51.75	48.25
8	11	2016	5	17	11,800	8.08	125	146,119	6,378	5,422	54.05	45.95
5	6	2016	6	17	11,797	8.07	126	146,119	5,949	5,848	50.43	49.57
4	6	2016	4	17	11,796	8.07	127	146,119	6,075	5,721	51.50	48.50
5	18	2016	4	18	11,794	8.07	128	146,119	6,208	5,586	52.64	47.36
3	24	2016	5	18	11,793	8.07	129	146,119	6,265	5,528	53.12	46.88
7	28	2016	5	18	11,792	8.07	130	146,119	6,367	5,425	53.99	46.01
8	4	2016	5	18	11,791	8.07	131	146,119	6,407	5,384	54.34	45.66
9	28	2016	4	17	11,785	8.07	132	146,119	6,153	5,632	52.21	47.79
10	20	2016	5	17	11,784	8.06	133	146,119	6,254	5,530	53.07	46.93
9	13	2016	3	17	11,782	8.06	134	146,119	6,058	5,724	51.42	48.58
8	17	2016	4	17	11,779	8.06	135	146,119	6,324	5,455	53.69	46.31
9	16	2016	6	16	11,778	8.06	136	146,119	6,263	5,515	53.18	46.82
3	25	2016	6	14	11,771	8.06	137	146,119	5,833	5,938	49.55	50.45
5	3	2016	3	18	11,770	8.06	138	146,119	6,232	5,538	52.95	47.05
8	17	2016	4	18	11,769	8.05	139	146,119	6,182	5,587	52.53	47.47
5	12	2016	5	18	11,763	8.05	140	146,119	6,093	5,670	51.80	48.20
10	5	2016	4	18	11,763	8.05	141	146,119	6,161	5,602	52.38	47.62
12	13	2016	3	17	11,762	8.05	142	146,119	6,281	5,481	53.40	46.60
12	20	2016	3	17	11,761	8.05	143	146,119	6,258	5,503	53.21	46.79
3	30	2016	4	17	11,756	8.05	144	146,119	6,060	5,696	51.55	48.45
4	22	2016	6	18	11,746	8.04	145	146,119	5,875	5,871	50.02	49.98
3	15	2016	3	17	11,745	8.04	146	146,119	5,993	5,752	51.03	48.97
6	22	2016	4	18	11,742	8.04	147	146,119	6,165	5,577	52.50	47.50
10	6	2016	5	17	11,742	8.04	148	146,119	6,290	5,452	53.57	46.43
6	27	2016	2	17	11,741	8.04	149	146,119	6,135	5,606	52.25	47.75
5	13	2016	6	15	11,738	8.03	150	146,119	5,827	5,911	49.64	50.36
3	17	2016	5	18	11,737	8.03	151	146,119	6,238	5,499	53.15	46.85
9	30	2016	6	13	11,735	8.03	152	146,119	6,002	5,733	51.15	48.85
11	4	2016	6	17	11,735	8.03	153	146,119	6,015	5,720	51.26	48.74
12	14	2016	4	17	11,730	8.03	154	146,119	6,166	5,564	52.57	47.43
8	18	2016	5	17	11,729	8.03	155	146,119	6,288	5,441	53.61	46.39
7	25	2016	2	17	11,728	8.03	156	146,119	6,168	5,560	52.59	47.41
8	1	2016	2	17	11,727	8.03	157	146,119	6,213	5,514	52.98	47.02
7	26	2016	3	18	11,725	8.02	158	146,119	6,237	5,488	53.19	46.81
4	1	2016	6	17	11,723	8.02	159	146,119	6,021	5,702	51.36	48.64
10	27	2016	5	17	11,722	8.02	160	146,119	6,291	5,431	53.67	46.33
4	21	2016	5	17	11,714	8.02	161	146,119	5,936	5,778	50.67	49.33
2	25	2016	5	17	11,713	8.02	162	146,119	6,047	5,666	51.63	48.37
12	30	2016	6	13	11,712	8.02	163	146,119	6,075	5,637	51.87	48.13
3	22	2016	3	17	11,711	8.01	164	146,119	6,176	5,535	52.74	47.26
6	14	2016	3	17	11,710	8.01	165	146,119	6,145	5,565	52.48	47.52
8	22	2016	2	17	11,707	8.01	166	146,119	6,176	5,531	52.75	47.25
11	7	2016	2	17	11,707	8.01	167	146,119	6,054	5,653	51.71	48.29
2	25	2016	5	18	11,706	8.01	168	146,119	6,128	5,578	52.35	47.65
3	28	2016	2	17	11,705	8.01	169	146,119	6,090	5,615	52.03	47.97

MO	DY	YR	DAY OF WK	HR	HR VOL	PERCENT OF AADT	HOUR NUMBER	AADT	NORTH VOLUME	SOUTH VOLUME	PERCENT NORTH IS OF TOTAL VOLUME	PERCENT SOUTH IS OF TOTAL VOLUME
2	17	2016	4	17	11,704	8.01	170	146,119	6,112	5,592	52.22	47.78
10	10	2016	2	17	11,700	8.01	171	146,119	6,256	5,444	53.47	46.53
5	20	2016	6	13	11,699	8.01	172	146,119	5,811	5,888	49.67	50.33
9	30	2016	6	15	11,699	8.01	173	146,119	5,901	5,798	50.44	49.56
5	13	2016	6	17	11,695	8.00	174	146,119	5,976	5,719	51.10	48.90
4	29	2016	6	14	11,690	8.00	175	146,119	5,699	5,991	48.75	51.25
4	5	2016	3	17	11,687	8.00	176	146,119	6,099	5,588	52.19	47.81
5	2	2016	2	17	11,687	8.00	177	146,119	6,037	5,650	51.66	48.34
8	8	2016	2	18	11,687	8.00	178	146,119	6,313	5,374	54.02	45.98
3	25	2016	6	13	11,686	8.00	179	146,119	5,861	5,825	50.15	49.85
5	5	2016	5	18	11,683	8.00	180	146,119	6,225	5,458	53.28	46.72
10	7	2016	6	16	11,682	7.99	181	146,119	5,904	5,778	50.54	49.46
10	11	2016	3	18	11,682	7.99	182	146,119	6,303	5,379	53.95	46.05
3	16	2016	4	18	11,678	7.99	183	146,119	6,229	5,449	53.34	46.66
8	25	2016	5	17	11,676	7.99	184	146,119	6,037	5,639	51.70	48.30
3	22	2016	3	18	11,673	7.99	185	146,119	6,191	5,482	53.04	46.96
9	2	2016	6	13	11,667	7.98	186	146,119	6,091	5,576	52.21	47.79
4	8	2016	6	14	11,658	7.98	187	146,119	5,923	5,735	50.81	49.19
5	20	2016	6	14	11,658	7.98	188	146,119	5,994	5,664	51.42	48.58
10	28	2016	6	17	11,657	7.98	189	146,119	6,104	5,553	52.36	47.64
9	16	2016	6	17	11,656	7.98	190	146,119	5,970	5,686	51.22	48.78
11	18	2016	6	17	11,656	7.98	191	146,119	5,999	5,657	51.47	48.53
9	16	2016	6	13	11,655	7.98	192	146,119	5,947	5,708	51.03	48.97
2	12	2016	6	18	11,654	7.98	193	146,119	6,068	5,586	52.07	47.93
9	19	2016	2	17	11,653	7.98	194	146,119	6,016	5,637	51.63	48.37
1	28	2016	5	18	11,652	7.97	195	146,119	6,464	5,188	55.48	44.52
3	31	2016	5	17	11,651	7.97	196	146,119	6,162	5,489	52.89	47.11
1	20	2016	4	17	11,649	7.97	197	146,119	6,007	5,642	51.57	48.43
6	21	2016	3	18	11,649	7.97	198	146,119	6,277	5,372	53.88	46.12
7	11	2016	2	18	11,649	7.97	199	146,119	6,123	5,526	52.56	47.44
7	18	2016	2	18	11,649	7.97	200	146,119	6,245	5,404	53.61	46.39





AADT= 136,308      K 30 FACTOR= 8.14      K 100 FACTOR= 8.00      K 200 FACTOR= 7.87      D 30 FACTOR= 60.42



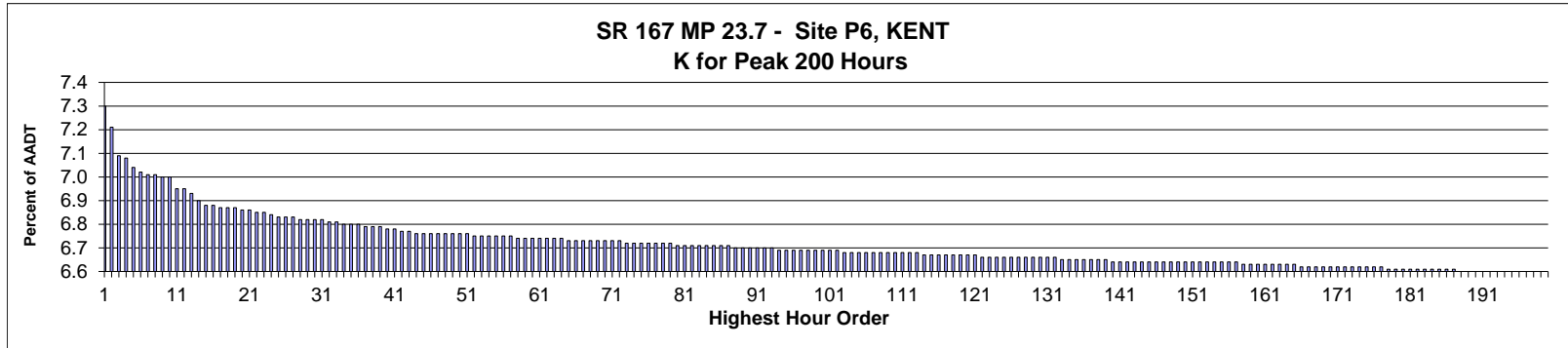
MO	DY	YR	DAY OF WK	HR	HR VOL	PERCENT OF AADT	HOUR NUMBER	AADT	NORTH VOLUME	SOUTH VOLUME	PERCENT NORTH IS OF TOTAL VOLUME	PERCENT SOUTH IS OF TOTAL VOLUME
5	26	2016	5	18	11,386	8.35	1	136,308	6,675	4,711	58.62	41.38
6	2	2016	5	18	11,326	8.31	2	136,308	6,745	4,581	59.55	40.45
4	13	2016	4	18	11,317	8.30	3	136,308	6,708	4,609	59.27	40.73
5	25	2016	4	18	11,307	8.30	4	136,308	6,743	4,564	59.64	40.36
5	26	2016	5	17	11,263	8.26	5	136,308	6,498	4,765	57.69	42.31
4	15	2016	6	17	11,262	8.26	6	136,308	6,413	4,849	56.94	43.06
5	4	2016	4	18	11,255	8.26	7	136,308	6,779	4,476	60.23	39.77
5	24	2016	3	18	11,255	8.26	8	136,308	6,732	4,523	59.81	40.19
9	29	2016	5	17	11,247	8.25	9	136,308	6,659	4,588	59.21	40.79
4	20	2016	4	18	11,242	8.25	10	136,308	6,775	4,467	60.27	39.73
10	12	2016	4	17	11,241	8.25	11	136,308	6,726	4,515	59.83	40.17
9	20	2016	3	18	11,237	8.24	12	136,308	6,984	4,253	62.15	37.85
11	4	2016	6	18	11,225	8.24	13	136,308	6,375	4,850	56.79	43.21
6	1	2016	4	18	11,215	8.23	14	136,308	6,685	4,530	59.61	40.39
9	23	2016	6	17	11,186	8.21	15	136,308	6,538	4,648	58.45	41.55
4	28	2016	5	17	11,180	8.20	16	136,308	6,691	4,489	59.85	40.15

MO	DY	YR	DAY OF WK	HR	HR VOL	PERCENT OF AADT	HOUR NUMBER	AADT	NORTH VOLUME	SOUTH VOLUME	PERCENT NORTH IS OF TOTAL VOLUME	PERCENT SOUTH IS OF TOTAL VOLUME
2	25	2016	5	18	11,178	8.20	17	136,308	6,618	4,560	59.21	40.79
11	4	2016	6	17	11,172	8.20	18	136,308	6,296	4,876	56.36	43.64
10	25	2016	3	18	11,166	8.19	19	136,308	6,505	4,661	58.26	41.74
11	8	2016	3	18	11,147	8.18	20	136,308	6,631	4,516	59.49	40.51
10	7	2016	6	18	11,126	8.16	21	136,308	6,208	4,918	55.80	44.20
4	26	2016	3	18	11,121	8.16	22	136,308	6,764	4,357	60.82	39.18
4	27	2016	4	18	11,118	8.16	23	136,308	6,664	4,454	59.94	40.06
3	23	2016	4	17	11,117	8.16	24	136,308	6,543	4,574	58.86	41.14
7	14	2016	5	18	11,111	8.15	25	136,308	6,262	4,849	56.36	43.64
11	2	2016	4	18	11,109	8.15	26	136,308	6,596	4,513	59.38	40.62
3	31	2016	5	17	11,107	8.15	27	136,308	6,239	4,868	56.17	43.83
9	21	2016	4	18	11,106	8.15	28	136,308	6,560	4,546	59.07	40.93
11	1	2016	3	18	11,101	8.14	29	136,308	6,581	4,520	59.28	40.72
11	16	2016	4	17	11,097	8.14	30	136,308	6,705	4,392	60.42	39.58
2	19	2016	6	17	11,094	8.14	31	136,308	6,254	4,840	56.37	43.63
11	2	2016	4	17	11,093	8.14	32	136,308	6,633	4,460	59.79	40.21
6	16	2016	5	18	11,088	8.13	33	136,308	6,743	4,345	60.81	39.19
4	15	2016	6	16	11,085	8.13	34	136,308	6,348	4,737	57.27	42.73
11	3	2016	5	17	11,085	8.13	35	136,308	6,679	4,406	60.25	39.75
5	31	2016	3	18	11,070	8.12	36	136,308	6,696	4,374	60.49	39.51
6	15	2016	4	17	11,070	8.12	37	136,308	6,585	4,485	59.49	40.51
9	29	2016	5	18	11,061	8.11	38	136,308	6,733	4,328	60.87	39.13
9	15	2016	5	17	11,052	8.11	39	136,308	6,501	4,551	58.82	41.18
11	3	2016	5	18	11,050	8.11	40	136,308	6,574	4,476	59.49	40.51
6	1	2016	4	17	11,049	8.11	41	136,308	6,476	4,573	58.61	41.39
6	15	2016	4	18	11,044	8.10	42	136,308	6,610	4,434	59.85	40.15
11	9	2016	4	18	11,043	8.10	43	136,308	6,563	4,480	59.43	40.57
9	30	2016	6	17	11,042	8.10	44	136,308	6,299	4,743	57.05	42.95
3	31	2016	5	18	11,034	8.09	45	136,308	6,291	4,743	57.01	42.99
7	6	2016	4	18	11,034	8.09	46	136,308	6,586	4,448	59.69	40.31
10	12	2016	4	18	11,034	8.09	47	136,308	6,518	4,516	59.07	40.93
4	14	2016	5	17	11,029	8.09	48	136,308	6,572	4,457	59.59	40.41
1	8	2016	6	18	11,026	8.09	49	136,308	6,351	4,675	57.60	42.40
4	20	2016	4	17	11,023	8.09	50	136,308	6,512	4,511	59.08	40.92
10	25	2016	3	17	11,015	8.08	51	136,308	6,602	4,413	59.94	40.06
4	14	2016	5	18	11,013	8.08	52	136,308	6,637	4,376	60.27	39.73
11	10	2016	5	18	11,013	8.08	53	136,308	6,454	4,559	58.60	41.40
5	4	2016	4	17	11,011	8.08	54	136,308	6,593	4,418	59.88	40.12
6	2	2016	5	17	11,010	8.08	55	136,308	6,550	4,460	59.49	40.51
6	8	2016	4	18	11,008	8.08	56	136,308	6,556	4,452	59.56	40.44
2	12	2016	6	17	11,007	8.08	57	136,308	6,200	4,807	56.33	43.67
11	10	2016	5	17	10,998	8.07	58	136,308	6,455	4,543	58.69	41.31
10	7	2016	6	16	10,993	8.06	59	136,308	6,134	4,859	55.80	44.20
9	30	2016	6	18	10,992	8.06	60	136,308	6,377	4,615	58.01	41.99
4	28	2016	5	18	10,981	8.06	61	136,308	6,506	4,475	59.25	40.75
5	5	2016	5	18	10,980	8.06	62	136,308	6,507	4,473	59.26	40.74
6	29	2016	4	17	10,980	8.06	63	136,308	6,606	4,374	60.16	39.84
8	2	2016	3	18	10,980	8.06	64	136,308	6,705	4,275	61.07	38.93
7	19	2016	3	17	10,979	8.05	65	136,308	6,504	4,475	59.24	40.76
1	22	2016	6	17	10,977	8.05	66	136,308	6,416	4,561	58.45	41.55
1	26	2016	3	18	10,972	8.05	67	136,308	6,632	4,340	60.44	39.56

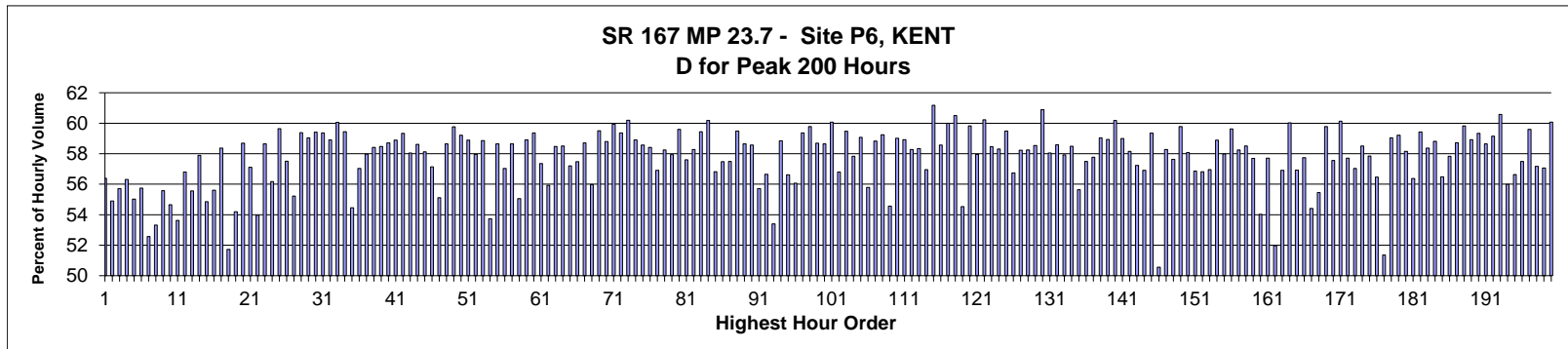
MO	DY	YR	DAY OF WK	HR	HR VOL	PERCENT OF AADT	HOUR NUMBER	AADT	NORTH VOLUME	SOUTH VOLUME	PERCENT NORTH IS OF TOTAL VOLUME	PERCENT SOUTH IS OF TOTAL VOLUME
9	15	2016	5	18	10,972	8.05	68	136,308	6,706	4,266	61.12	38.88
3	24	2016	5	17	10,971	8.05	69	136,308	6,469	4,502	58.96	41.04
9	22	2016	5	18	10,971	8.05	70	136,308	6,514	4,457	59.37	40.63
5	3	2016	3	18	10,970	8.05	71	136,308	6,617	4,353	60.32	39.68
11	18	2016	6	17	10,970	8.05	72	136,308	6,255	4,715	57.02	42.98
5	25	2016	4	17	10,967	8.05	73	136,308	6,480	4,487	59.09	40.91
9	20	2016	3	17	10,962	8.04	74	136,308	6,666	4,296	60.81	39.19
5	5	2016	5	17	10,960	8.04	75	136,308	6,458	4,502	58.92	41.08
11	8	2016	3	17	10,957	8.04	76	136,308	6,647	4,310	60.66	39.34
8	4	2016	5	18	10,956	8.04	77	136,308	6,344	4,612	57.90	42.10
5	18	2016	4	18	10,953	8.04	78	136,308	6,635	4,318	60.58	39.42
4	22	2016	6	17	10,950	8.03	79	136,308	6,335	4,615	57.85	42.15
12	13	2016	3	17	10,949	8.03	80	136,308	6,343	4,606	57.93	42.07
6	16	2016	5	17	10,948	8.03	81	136,308	6,467	4,481	59.07	40.93
11	17	2016	5	17	10,948	8.03	82	136,308	6,444	4,504	58.86	41.14
3	30	2016	4	18	10,944	8.03	83	136,308	6,434	4,510	58.79	41.21
9	9	2016	6	17	10,944	8.03	84	136,308	6,256	4,688	57.16	42.84
8	25	2016	5	18	10,943	8.03	85	136,308	6,511	4,432	59.50	40.50
9	14	2016	4	18	10,940	8.03	86	136,308	6,602	4,338	60.35	39.65
5	17	2016	3	18	10,939	8.03	87	136,308	6,588	4,351	60.22	39.78
3	16	2016	4	18	10,937	8.02	88	136,308	6,508	4,429	59.50	40.50
5	20	2016	6	17	10,917	8.01	89	136,308	6,267	4,650	57.41	42.59
3	8	2016	3	18	10,911	8.00	90	136,308	6,526	4,385	59.81	40.19
4	26	2016	3	17	10,910	8.00	91	136,308	6,596	4,314	60.46	39.54
11	18	2016	6	16	10,909	8.00	92	136,308	6,175	4,734	56.60	43.40
6	7	2016	3	17	10,908	8.00	93	136,308	6,429	4,479	58.94	41.06
6	17	2016	6	17	10,908	8.00	94	136,308	6,183	4,725	56.68	43.32
3	24	2016	5	18	10,907	8.00	95	136,308	6,656	4,251	61.03	38.97
4	19	2016	3	18	10,905	8.00	96	136,308	6,471	4,434	59.34	40.66
8	4	2016	5	17	10,905	8.00	97	136,308	6,248	4,657	57.29	42.71
3	3	2016	5	17	10,904	8.00	98	136,308	6,527	4,377	59.86	40.14
7	13	2016	4	18	10,903	8.00	99	136,308	6,387	4,516	58.58	41.42
5	18	2016	4	17	10,900	8.00	100	136,308	6,478	4,422	59.43	40.57
9	28	2016	4	17	10,900	8.00	101	136,308	6,354	4,546	58.29	41.71
10	20	2016	5	17	10,897	7.99	102	136,308	6,569	4,328	60.28	39.72
9	28	2016	4	18	10,893	7.99	103	136,308	6,497	4,396	59.64	40.36
2	12	2016	6	18	10,891	7.99	104	136,308	6,221	4,670	57.12	42.88
3	23	2016	4	18	10,891	7.99	105	136,308	6,422	4,469	58.97	41.03
2	25	2016	5	17	10,887	7.99	106	136,308	6,424	4,463	59.01	40.99
10	20	2016	5	18	10,887	7.99	107	136,308	6,529	4,358	59.97	40.03
2	10	2016	4	18	10,886	7.99	108	136,308	6,473	4,413	59.46	40.54
6	10	2016	6	17	10,883	7.98	109	136,308	6,259	4,624	57.51	42.49
10	31	2016	2	17	10,883	7.98	110	136,308	6,809	4,074	62.57	37.43
1	15	2016	6	18	10,878	7.98	111	136,308	6,240	4,638	57.36	42.64
4	21	2016	5	17	10,878	7.98	112	136,308	6,420	4,458	59.02	40.98
10	19	2016	4	18	10,876	7.98	113	136,308	6,536	4,340	60.10	39.90
9	6	2016	3	18	10,875	7.98	114	136,308	6,600	4,275	60.69	39.31
10	21	2016	6	18	10,875	7.98	115	136,308	6,125	4,750	56.32	43.68
9	1	2016	5	17	10,874	7.98	116	136,308	6,584	4,290	60.55	39.45
10	6	2016	5	17	10,874	7.98	117	136,308	6,441	4,433	59.23	40.77
9	6	2016	3	16	10,873	7.98	118	136,308	6,119	4,754	56.28	43.72

MO	DY	YR	DAY OF WK	HR	HR VOL	PERCENT OF AADT	HOUR NUMBER	AADT	NORTH VOLUME	SOUTH VOLUME	PERCENT NORTH IS OF TOTAL VOLUME	PERCENT SOUTH IS OF TOTAL VOLUME
9	7	2016	4	18	10,873	7.98	119	136,308	6,555	4,318	60.29	39.71
9	19	2016	2	18	10,873	7.98	120	136,308	6,739	4,134	61.98	38.02
5	10	2016	3	18	10,872	7.98	121	136,308	6,581	4,291	60.53	39.47
9	16	2016	6	17	10,871	7.98	122	136,308	6,272	4,599	57.69	42.31
2	12	2016	6	16	10,865	7.97	123	136,308	6,155	4,710	56.65	43.35
6	10	2016	6	18	10,865	7.97	124	136,308	6,273	4,592	57.74	42.26
1	21	2016	5	17	10,863	7.97	125	136,308	6,517	4,346	59.99	40.01
1	28	2016	5	18	10,863	7.97	126	136,308	6,470	4,393	59.56	40.44
3	4	2016	6	17	10,863	7.97	127	136,308	6,226	4,637	57.31	42.69
9	8	2016	5	18	10,862	7.97	128	136,308	6,582	4,280	60.60	39.40
9	9	2016	6	18	10,860	7.97	129	136,308	6,336	4,524	58.34	41.66
3	22	2016	3	17	10,857	7.97	130	136,308	6,318	4,539	58.19	41.81
1	26	2016	3	17	10,856	7.96	131	136,308	6,495	4,361	59.83	40.17
2	24	2016	4	18	10,854	7.96	132	136,308	6,509	4,345	59.97	40.03
4	12	2016	3	18	10,854	7.96	133	136,308	6,606	4,248	60.86	39.14
4	29	2016	6	16	10,854	7.96	134	136,308	6,068	4,786	55.91	44.09
5	19	2016	5	18	10,854	7.96	135	136,308	6,436	4,418	59.30	40.70
7	14	2016	5	17	10,854	7.96	136	136,308	6,120	4,734	56.38	43.62
10	19	2016	4	17	10,854	7.96	137	136,308	6,576	4,278	60.59	39.41
2	10	2016	4	17	10,853	7.96	138	136,308	6,398	4,455	58.95	41.05
8	17	2016	4	18	10,851	7.96	139	136,308	6,424	4,427	59.20	40.80
4	29	2016	6	18	10,850	7.96	140	136,308	6,032	4,818	55.59	44.41
8	3	2016	4	18	10,844	7.96	141	136,308	6,305	4,539	58.14	41.86
5	27	2016	6	16	10,841	7.95	142	136,308	6,216	4,625	57.34	42.66
7	12	2016	3	18	10,837	7.95	143	136,308	6,681	4,156	61.65	38.35
8	9	2016	3	18	10,836	7.95	144	136,308	6,554	4,282	60.48	39.52
8	30	2016	3	18	10,832	7.95	145	136,308	6,568	4,264	60.64	39.36
3	10	2016	5	18	10,828	7.94	146	136,308	6,504	4,324	60.07	39.93
4	25	2016	2	18	10,828	7.94	147	136,308	6,504	4,324	60.07	39.93
3	11	2016	6	17	10,827	7.94	148	136,308	6,243	4,584	57.66	42.34
3	29	2016	3	18	10,823	7.94	149	136,308	6,406	4,417	59.19	40.81
2	4	2016	5	18	10,821	7.94	150	136,308	6,455	4,366	59.65	40.35
4	27	2016	4	17	10,819	7.94	151	136,308	6,483	4,336	59.92	40.08
12	13	2016	3	18	10,809	7.93	152	136,308	6,207	4,602	57.42	42.58
8	10	2016	4	18	10,804	7.93	153	136,308	6,455	4,349	59.75	40.25
9	26	2016	2	18	10,800	7.92	154	136,308	6,679	4,121	61.84	38.16
11	17	2016	5	18	10,800	7.92	155	136,308	6,425	4,375	59.49	40.51
11	4	2016	6	16	10,798	7.92	156	136,308	5,898	4,900	54.62	45.38
6	22	2016	4	18	10,795	7.92	157	136,308	6,306	4,489	58.42	41.58
5	24	2016	3	17	10,794	7.92	158	136,308	6,495	4,299	60.17	39.83
2	2	2016	3	17	10,791	7.92	159	136,308	6,626	4,165	61.40	38.60
2	16	2016	3	18	10,790	7.92	160	136,308	6,672	4,118	61.84	38.16
4	15	2016	6	18	10,789	7.92	161	136,308	6,114	4,675	56.67	43.33
3	3	2016	5	18	10,788	7.91	162	136,308	6,486	4,302	60.12	39.88
4	25	2016	2	17	10,787	7.91	163	136,308	6,577	4,210	60.97	39.03
11	7	2016	2	18	10,786	7.91	164	136,308	6,613	4,173	61.31	38.69
8	10	2016	4	17	10,783	7.91	165	136,308	6,304	4,479	58.46	41.54
10	21	2016	6	17	10,781	7.91	166	136,308	6,194	4,587	57.45	42.55
6	9	2016	5	18	10,780	7.91	167	136,308	6,363	4,417	59.03	40.97
6	14	2016	3	18	10,772	7.90	168	136,308	6,431	4,341	59.70	40.30
4	1	2016	6	17	10,771	7.90	169	136,308	5,917	4,854	54.93	45.07

MO	DY	YR	DAY OF WK	HR	HR VOL	PERCENT OF AADT	HOUR NUMBER	AADT	NORTH VOLUME	SOUTH VOLUME	PERCENT NORTH IS OF TOTAL VOLUME	PERCENT SOUTH IS OF TOTAL VOLUME
10	18	2016	3	18	10,767	7.90	170	136,308	6,532	4,235	60.67	39.33
4	12	2016	3	17	10,765	7.90	171	136,308	6,559	4,206	60.93	39.07
5	6	2016	6	17	10,764	7.90	172	136,308	6,119	4,645	56.85	43.15
10	11	2016	3	18	10,763	7.90	173	136,308	6,523	4,240	60.61	39.39
4	29	2016	6	17	10,759	7.89	174	136,308	5,785	4,974	53.77	46.23
6	8	2016	4	17	10,758	7.89	175	136,308	6,455	4,303	60.00	40.00
7	19	2016	3	18	10,755	7.89	176	136,308	6,388	4,367	59.40	40.60
11	16	2016	4	18	10,754	7.89	177	136,308	6,419	4,335	59.69	40.31
4	21	2016	5	18	10,752	7.89	178	136,308	6,381	4,371	59.35	40.65
3	29	2016	3	17	10,747	7.88	179	136,308	6,422	4,325	59.76	40.24
11	9	2016	4	17	10,747	7.88	180	136,308	6,327	4,420	58.87	41.13
1	6	2016	4	18	10,746	7.88	181	136,308	6,417	4,329	59.72	40.28
2	19	2016	6	16	10,745	7.88	182	136,308	6,002	4,743	55.86	44.14
2	23	2016	3	18	10,744	7.88	183	136,308	6,317	4,427	58.80	41.20
10	5	2016	4	18	10,744	7.88	184	136,308	6,359	4,385	59.19	40.81
10	21	2016	6	16	10,744	7.88	185	136,308	6,227	4,517	57.96	42.04
5	26	2016	5	16	10,743	7.88	186	136,308	6,218	4,525	57.88	42.12
8	24	2016	4	17	10,743	7.88	187	136,308	6,263	4,480	58.30	41.70
6	7	2016	3	18	10,741	7.88	188	136,308	6,490	4,251	60.42	39.58
8	9	2016	3	17	10,740	7.88	189	136,308	6,475	4,265	60.29	39.71
5	6	2016	6	18	10,739	7.88	190	136,308	6,124	4,615	57.03	42.97
7	28	2016	5	18	10,737	7.88	191	136,308	6,168	4,569	57.45	42.55
4	27	2016	4	16	10,736	7.88	192	136,308	6,375	4,361	59.38	40.62
3	1	2016	3	18	10,734	7.87	193	136,308	6,547	4,187	60.99	39.01
2	9	2016	3	18	10,732	7.87	194	136,308	6,567	4,165	61.19	38.81
2	26	2016	6	17	10,732	7.87	195	136,308	6,061	4,671	56.48	43.52
9	13	2016	3	18	10,732	7.87	196	136,308	6,639	4,093	61.86	38.14
6	17	2016	6	18	10,731	7.87	197	136,308	6,074	4,657	56.60	43.40
5	12	2016	5	17	10,730	7.87	198	136,308	6,334	4,396	59.03	40.97
5	17	2016	3	17	10,729	7.87	199	136,308	6,376	4,353	59.43	40.57
5	11	2016	4	18	10,727	7.87	200	136,308	6,429	4,298	59.93	40.07



AADT= 125,707      K 30 FACTOR= 6.82      K 100 FACTOR= 6.69      K 200 FACTOR= 6.60      D 30 FACTOR= 59.41



MO	DY	YR	DAY OF WK	HR	HR VOL	PERCENT OF AADT	HOUR NUMBER	AADT	NORTH VOLUME	SOUTH VOLUME	PERCENT NORTH IS OF TOTAL VOLUME	PERCENT SOUTH IS OF TOTAL VOLUME
7	16	2016	7	18	9,173	7.30	1	125,707	4,000	5,173	43.61	56.39
7	16	2016	7	13	9,068	7.21	2	125,707	4,090	4,978	45.10	54.90
7	16	2016	7	17	8,913	7.09	3	125,707	3,947	4,966	44.28	55.72
7	16	2016	7	14	8,900	7.08	4	125,707	3,888	5,012	43.69	56.31
7	16	2016	7	16	8,846	7.04	5	125,707	3,979	4,867	44.98	55.02
7	16	2016	7	15	8,827	7.02	6	125,707	3,906	4,921	44.25	55.75
7	16	2016	7	12	8,808	7.01	7	125,707	4,178	4,630	47.43	52.57
7	23	2016	7	14	8,808	7.01	8	125,707	4,112	4,696	46.68	53.32
7	23	2016	7	16	8,796	7.00	9	125,707	3,908	4,888	44.43	55.57
7	23	2016	7	15	8,794	7.00	10	125,707	3,987	4,807	45.34	54.66
7	24	2016	1	14	8,742	6.95	11	125,707	4,054	4,688	46.37	53.63
12	15	2016	5	16	8,742	6.95	12	125,707	3,776	4,966	43.19	56.81
7	17	2016	1	15	8,706	6.93	13	125,707	3,869	4,837	44.44	55.56
7	7	2016	5	17	8,670	6.90	14	125,707	3,651	5,019	42.11	57.89
7	23	2016	7	17	8,651	6.88	15	125,707	3,906	4,745	45.15	54.85
12	15	2016	5	15	8,648	6.88	16	125,707	3,839	4,809	44.39	55.61

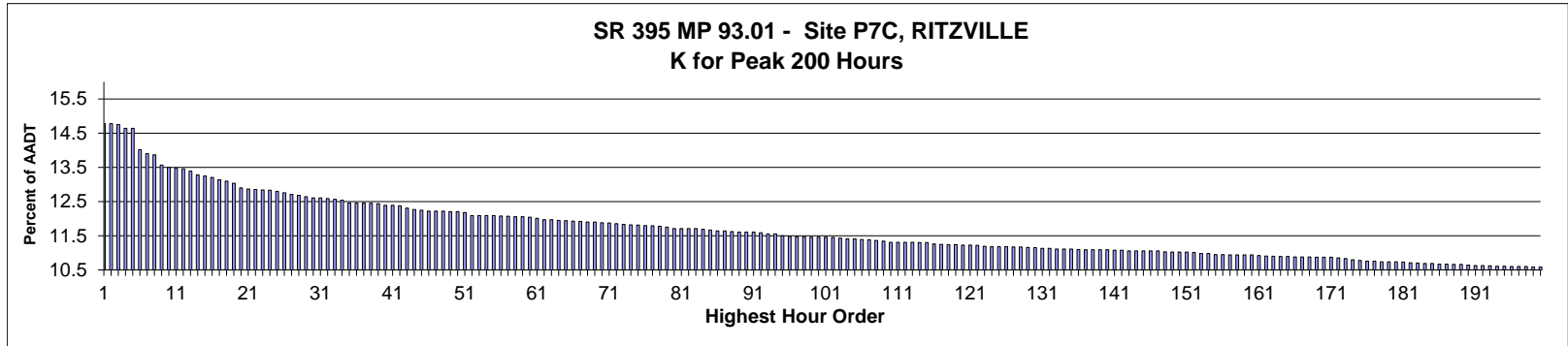
MO	DY	YR	DAY OF WK	HR	HR VOL	PERCENT OF AADT	HOUR NUMBER	AADT	NORTH VOLUME	SOUTH VOLUME	PERCENT NORTH IS OF TOTAL VOLUME	PERCENT SOUTH IS OF TOTAL VOLUME
11	11	2016	6	16	8,633	6.87	17	125,707	3,594	5,039	41.63	58.37
3	27	2016	1	14	8,631	6.87	18	125,707	4,465	4,166	51.73	48.27
7	17	2016	1	18	8,631	6.87	19	125,707	3,954	4,677	45.81	54.19
5	24	2016	3	17	8,623	6.86	20	125,707	3,562	5,061	41.31	58.69
10	21	2016	6	16	8,619	6.86	21	125,707	3,697	4,922	42.89	57.11
7	24	2016	1	15	8,612	6.85	22	125,707	3,965	4,647	46.04	53.96
4	27	2016	4	17	8,607	6.85	23	125,707	3,559	5,048	41.35	58.65
7	23	2016	7	18	8,596	6.84	24	125,707	3,768	4,828	43.83	56.17
3	30	2016	4	17	8,586	6.83	25	125,707	3,465	5,121	40.36	59.64
6	24	2016	6	16	8,586	6.83	26	125,707	3,648	4,938	42.49	57.51
7	17	2016	1	14	8,584	6.83	27	125,707	3,844	4,740	44.78	55.22
4	6	2016	4	17	8,579	6.82	28	125,707	3,485	5,094	40.62	59.38
11	10	2016	5	16	8,577	6.82	29	125,707	3,512	5,065	40.95	59.05
7	8	2016	6	17	8,576	6.82	30	125,707	3,481	5,095	40.59	59.41
4	26	2016	3	17	8,567	6.82	31	125,707	3,482	5,085	40.64	59.36
2	16	2016	3	17	8,566	6.81	32	125,707	3,520	5,046	41.09	58.91
4	5	2016	3	17	8,557	6.81	33	125,707	3,418	5,139	39.94	60.06
3	8	2016	3	17	8,545	6.80	34	125,707	3,466	5,079	40.56	59.44
7	24	2016	1	13	8,545	6.80	35	125,707	3,891	4,654	45.54	54.46
10	21	2016	6	17	8,545	6.80	36	125,707	3,672	4,873	42.97	57.03
7	18	2016	2	17	8,535	6.79	37	125,707	3,587	4,948	42.03	57.97
5	18	2016	4	16	8,533	6.79	38	125,707	3,549	4,984	41.59	58.41
7	6	2016	4	17	8,531	6.79	39	125,707	3,542	4,989	41.52	58.48
5	20	2016	6	17	8,527	6.78	40	125,707	3,521	5,006	41.29	58.71
6	29	2016	4	17	8,526	6.78	41	125,707	3,505	5,021	41.11	58.89
7	11	2016	2	17	8,516	6.77	42	125,707	3,463	5,053	40.66	59.34
7	16	2016	7	19	8,512	6.77	43	125,707	3,572	4,940	41.96	58.04
5	11	2016	4	17	8,503	6.76	44	125,707	3,519	4,984	41.39	58.61
6	22	2016	4	17	8,501	6.76	45	125,707	3,559	4,942	41.87	58.13
11	11	2016	6	17	8,499	6.76	46	125,707	3,643	4,856	42.86	57.14
7	7	2016	5	15	8,498	6.76	47	125,707	3,815	4,683	44.89	55.11
6	1	2016	4	16	8,496	6.76	48	125,707	3,514	4,982	41.36	58.64
3	15	2016	3	17	8,494	6.76	49	125,707	3,418	5,076	40.24	59.76
4	20	2016	4	17	8,493	6.76	50	125,707	3,464	5,029	40.79	59.21
4	11	2016	2	17	8,492	6.76	51	125,707	3,491	5,001	41.11	58.89
6	24	2016	6	15	8,489	6.75	52	125,707	3,569	4,920	42.04	57.96
7	20	2016	4	17	8,486	6.75	53	125,707	3,491	4,995	41.14	58.86
7	17	2016	1	17	8,484	6.75	54	125,707	3,925	4,559	46.26	53.74
7	20	2016	4	16	8,484	6.75	55	125,707	3,509	4,975	41.36	58.64
11	7	2016	2	17	8,480	6.75	56	125,707	3,644	4,836	42.97	57.03
3	24	2016	5	17	8,479	6.75	57	125,707	3,506	4,973	41.35	58.65
6	1	2016	4	15	8,478	6.74	58	125,707	3,811	4,667	44.95	55.05
6	10	2016	6	17	8,477	6.74	59	125,707	3,484	4,993	41.10	58.90
4	13	2016	4	17	8,472	6.74	60	125,707	3,442	5,030	40.63	59.37
11	18	2016	6	17	8,470	6.74	61	125,707	3,612	4,858	42.64	57.36
1	29	2016	6	16	8,469	6.74	62	125,707	3,732	4,737	44.07	55.93
7	8	2016	6	18	8,469	6.74	63	125,707	3,516	4,953	41.52	58.48
11	30	2016	4	16	8,468	6.74	64	125,707	3,513	4,955	41.49	58.51
6	15	2016	4	17	8,466	6.73	65	125,707	3,623	4,843	42.79	57.21
10	25	2016	3	17	8,466	6.73	66	125,707	3,600	4,866	42.52	57.48
7	6	2016	4	16	8,465	6.73	67	125,707	3,496	4,969	41.30	58.70

MO	DY	YR	DAY OF WK	HR	HR VOL	PERCENT OF AADT	HOUR NUMBER	AADT	NORTH VOLUME	SOUTH VOLUME	PERCENT NORTH IS OF TOTAL VOLUME	PERCENT SOUTH IS OF TOTAL VOLUME
7	22	2016	6	15	8,462	6.73	68	125,707	3,725	4,737	44.02	55.98
6	22	2016	4	16	8,460	6.73	69	125,707	3,426	5,034	40.50	59.50
2	4	2016	5	17	8,458	6.73	70	125,707	3,485	4,973	41.20	58.80
4	25	2016	2	17	8,457	6.73	71	125,707	3,389	5,068	40.07	59.93
5	10	2016	3	17	8,457	6.73	72	125,707	3,437	5,020	40.64	59.36
6	30	2016	5	17	8,452	6.72	73	125,707	3,365	5,087	39.81	60.19
7	18	2016	2	16	8,452	6.72	74	125,707	3,473	4,979	41.09	58.91
7	13	2016	4	16	8,451	6.72	75	125,707	3,501	4,950	41.43	58.57
5	10	2016	3	16	8,446	6.72	76	125,707	3,513	4,933	41.59	58.41
11	10	2016	5	17	8,446	6.72	77	125,707	3,639	4,807	43.09	56.91
11	16	2016	4	16	8,444	6.72	78	125,707	3,526	4,918	41.76	58.24
6	21	2016	3	17	8,443	6.72	79	125,707	3,551	4,892	42.06	57.94
2	22	2016	2	17	8,439	6.71	80	125,707	3,410	5,029	40.41	59.59
6	7	2016	3	17	8,438	6.71	81	125,707	3,578	4,860	42.40	57.60
7	22	2016	6	16	8,438	6.71	82	125,707	3,521	4,917	41.73	58.27
4	27	2016	4	16	8,436	6.71	83	125,707	3,422	5,014	40.56	59.44
2	24	2016	4	17	8,433	6.71	84	125,707	3,358	5,075	39.82	60.18
4	8	2016	6	17	8,430	6.71	85	125,707	3,640	4,790	43.18	56.82
4	28	2016	5	17	8,429	6.71	86	125,707	3,584	4,845	42.52	57.48
7	7	2016	5	16	8,429	6.71	87	125,707	3,583	4,846	42.51	57.49
11	14	2016	2	16	8,425	6.70	88	125,707	3,413	5,012	40.51	59.49
12	19	2016	2	16	8,425	6.70	89	125,707	3,484	4,941	41.35	58.65
7	21	2016	5	16	8,421	6.70	90	125,707	3,489	4,932	41.43	58.57
1	18	2016	2	15	8,419	6.70	91	125,707	3,728	4,691	44.28	55.72
2	5	2016	6	15	8,419	6.70	92	125,707	3,650	4,769	43.35	56.65
7	23	2016	7	12	8,418	6.70	93	125,707	3,924	4,494	46.61	53.39
4	26	2016	3	18	8,415	6.69	94	125,707	3,464	4,951	41.16	58.84
7	23	2016	7	13	8,414	6.69	95	125,707	3,650	4,764	43.38	56.62
2	18	2016	5	15	8,412	6.69	96	125,707	3,696	4,716	43.94	56.06
6	7	2016	3	16	8,412	6.69	97	125,707	3,419	4,993	40.64	59.36
11	1	2016	3	17	8,412	6.69	98	125,707	3,383	5,029	40.22	59.78
3	16	2016	4	17	8,407	6.69	99	125,707	3,473	4,934	41.31	58.69
1	14	2016	5	17	8,405	6.69	100	125,707	3,476	4,929	41.36	58.64
5	16	2016	2	16	8,404	6.69	101	125,707	3,355	5,049	39.92	60.08
11	7	2016	2	16	8,404	6.69	102	125,707	3,630	4,774	43.19	56.81
7	14	2016	5	17	8,402	6.68	103	125,707	3,405	4,997	40.53	59.47
7	15	2016	6	16	8,402	6.68	104	125,707	3,543	4,859	42.17	57.83
6	30	2016	5	16	8,401	6.68	105	125,707	3,438	4,963	40.92	59.08
7	12	2016	3	15	8,401	6.68	106	125,707	3,714	4,687	44.21	55.79
6	21	2016	3	16	8,400	6.68	107	125,707	3,458	4,942	41.17	58.83
2	23	2016	3	17	8,398	6.68	108	125,707	3,423	4,975	40.76	59.24
7	17	2016	1	19	8,398	6.68	109	125,707	3,816	4,582	45.44	54.56
3	25	2016	6	16	8,395	6.68	110	125,707	3,440	4,955	40.98	59.02
5	31	2016	3	17	8,394	6.68	111	125,707	3,448	4,946	41.08	58.92
10	17	2016	2	16	8,392	6.68	112	125,707	3,502	4,890	41.73	58.27
12	8	2016	5	16	8,391	6.68	113	125,707	3,496	4,895	41.66	58.34
3	24	2016	5	15	8,388	6.67	114	125,707	3,610	4,778	43.04	56.96
2	2	2016	3	17	8,387	6.67	115	125,707	3,257	5,130	38.83	61.17
7	11	2016	2	16	8,387	6.67	116	125,707	3,475	4,912	41.43	58.57
10	19	2016	4	16	8,382	6.67	117	125,707	3,354	5,028	40.01	59.99
3	22	2016	3	17	8,380	6.67	118	125,707	3,310	5,070	39.50	60.50

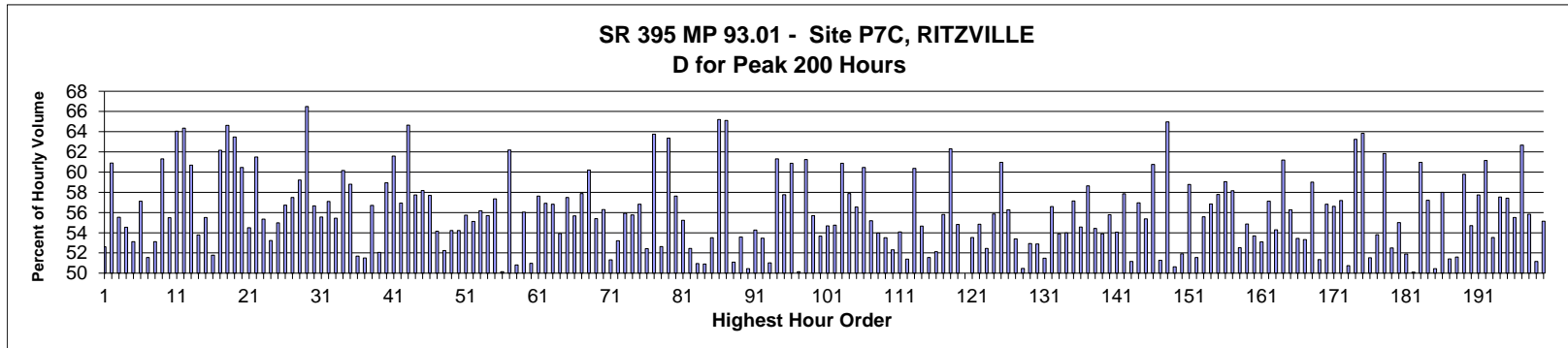


MO	DY	YR	DAY OF WK	HR	HR VOL	PERCENT OF AADT	HOUR NUMBER	AADT	NORTH VOLUME	SOUTH VOLUME	PERCENT NORTH IS OF TOTAL VOLUME	PERCENT SOUTH IS OF TOTAL VOLUME
7	17	2016	1	13	8,380	6.67	119	125,707	3,810	4,570	45.47	54.53
2	9	2016	3	17	8,379	6.67	120	125,707	3,366	5,013	40.17	59.83
7	18	2016	2	18	8,379	6.67	121	125,707	3,523	4,856	42.05	57.95
3	22	2016	3	16	8,378	6.66	122	125,707	3,332	5,046	39.77	60.23
3	25	2016	6	17	8,378	6.66	123	125,707	3,480	4,898	41.54	58.46
10	31	2016	2	17	8,377	6.66	124	125,707	3,492	4,885	41.69	58.31
4	26	2016	3	16	8,376	6.66	125	125,707	3,393	4,983	40.51	59.49
6	16	2016	5	15	8,375	6.66	126	125,707	3,622	4,753	43.25	56.75
10	25	2016	3	18	8,374	6.66	127	125,707	3,498	4,876	41.77	58.23
5	13	2016	6	18	8,372	6.66	128	125,707	3,496	4,876	41.76	58.24
6	1	2016	4	17	8,369	6.66	129	125,707	3,470	4,899	41.46	58.54
3	8	2016	3	18	8,368	6.66	130	125,707	3,273	5,095	39.11	60.89
6	13	2016	2	17	8,368	6.66	131	125,707	3,511	4,857	41.96	58.04
7	22	2016	6	17	8,366	6.66	132	125,707	3,464	4,902	41.41	58.59
6	2	2016	5	17	8,365	6.65	133	125,707	3,519	4,846	42.07	57.93
6	28	2016	3	17	8,364	6.65	134	125,707	3,472	4,892	41.51	58.49
2	26	2016	6	15	8,362	6.65	135	125,707	3,710	4,652	44.37	55.63
2	24	2016	4	15	8,360	6.65	136	125,707	3,554	4,806	42.51	57.49
6	15	2016	4	16	8,359	6.65	137	125,707	3,530	4,829	42.23	57.77
6	29	2016	4	16	8,359	6.65	138	125,707	3,423	4,936	40.95	59.05
3	8	2016	3	16	8,354	6.65	139	125,707	3,430	4,924	41.06	58.94
11	1	2016	3	16	8,353	6.64	140	125,707	3,326	5,027	39.82	60.18
11	2	2016	4	17	8,352	6.64	141	125,707	3,424	4,928	41.00	59.00
3	16	2016	4	16	8,351	6.64	142	125,707	3,495	4,856	41.85	58.15
12	1	2016	5	15	8,351	6.64	143	125,707	3,572	4,779	42.77	57.23
6	22	2016	4	15	8,350	6.64	144	125,707	3,598	4,752	43.09	56.91
4	6	2016	4	18	8,349	6.64	145	125,707	3,394	4,955	40.65	59.35
10	23	2016	1	17	8,349	6.64	146	125,707	4,128	4,221	49.44	50.56
7	6	2016	4	18	8,348	6.64	147	125,707	3,484	4,864	41.73	58.27
5	4	2016	4	17	8,347	6.64	148	125,707	3,536	4,811	42.36	57.64
4	21	2016	5	16	8,346	6.64	149	125,707	3,357	4,989	40.22	59.78
7	8	2016	6	16	8,346	6.64	150	125,707	3,499	4,847	41.92	58.08
3	31	2016	5	15	8,344	6.64	151	125,707	3,600	4,744	43.14	56.86
4	15	2016	6	15	8,344	6.64	152	125,707	3,603	4,741	43.18	56.82
7	21	2016	5	15	8,344	6.64	153	125,707	3,592	4,752	43.05	56.95
5	23	2016	2	17	8,343	6.64	154	125,707	3,430	4,913	41.11	58.89
7	21	2016	5	18	8,342	6.64	155	125,707	3,505	4,837	42.02	57.98
4	14	2016	5	16	8,341	6.64	156	125,707	3,367	4,974	40.37	59.63
7	15	2016	6	17	8,341	6.64	157	125,707	3,482	4,859	41.75	58.25
2	5	2016	6	16	8,339	6.63	158	125,707	3,461	4,878	41.50	58.50
2	10	2016	4	17	8,334	6.63	159	125,707	3,526	4,808	42.31	57.69
5	27	2016	6	17	8,334	6.63	160	125,707	3,832	4,502	45.98	54.02
6	9	2016	5	17	8,332	6.63	161	125,707	3,524	4,808	42.29	57.71
6	11	2016	7	13	8,331	6.63	162	125,707	4,330	4,001	51.97	48.03
11	10	2016	5	15	8,331	6.63	163	125,707	3,590	4,741	43.09	56.91
2	1	2016	2	17	8,330	6.63	164	125,707	3,330	5,000	39.98	60.02
7	11	2016	2	15	8,329	6.63	165	125,707	3,588	4,741	43.08	56.92
4	25	2016	2	15	8,328	6.62	166	125,707	3,519	4,809	42.26	57.74
7	24	2016	1	18	8,328	6.62	167	125,707	3,797	4,531	45.59	54.41
6	14	2016	3	18	8,327	6.62	168	125,707	3,709	4,618	44.54	55.46
11	28	2016	2	16	8,327	6.62	169	125,707	3,349	4,978	40.22	59.78

MO	DY	YR	DAY OF WK	HR	HR VOL	PERCENT OF AADT	HOUR NUMBER	AADT	NORTH VOLUME	SOUTH VOLUME	PERCENT NORTH IS OF TOTAL VOLUME	PERCENT SOUTH IS OF TOTAL VOLUME
1	22	2016	6	15	8,326	6.62	170	125,707	3,534	4,792	42.45	57.55
4	13	2016	4	16	8,325	6.62	171	125,707	3,318	5,007	39.86	60.14
5	20	2016	6	18	8,322	6.62	172	125,707	3,519	4,803	42.29	57.71
7	15	2016	6	15	8,322	6.62	173	125,707	3,576	4,746	42.97	57.03
12	19	2016	2	17	8,322	6.62	174	125,707	3,454	4,868	41.50	58.50
6	30	2016	5	18	8,321	6.62	175	125,707	3,508	4,813	42.16	57.84
1	22	2016	6	17	8,317	6.62	176	125,707	3,620	4,697	43.53	56.47
3	19	2016	7	18	8,317	6.62	177	125,707	4,045	4,272	48.64	51.36
3	24	2016	5	16	8,315	6.61	178	125,707	3,406	4,909	40.96	59.04
2	29	2016	2	16	8,314	6.61	179	125,707	3,391	4,923	40.79	59.21
11	7	2016	2	15	8,312	6.61	180	125,707	3,478	4,834	41.84	58.16
6	8	2016	4	15	8,308	6.61	181	125,707	3,624	4,684	43.62	56.38
6	20	2016	2	17	8,307	6.61	182	125,707	3,370	4,937	40.57	59.43
10	25	2016	3	16	8,307	6.61	183	125,707	3,458	4,849	41.63	58.37
3	30	2016	4	16	8,306	6.61	184	125,707	3,420	4,886	41.18	58.82
3	3	2016	5	15	8,305	6.61	185	125,707	3,614	4,691	43.52	56.48
10	27	2016	5	18	8,305	6.61	186	125,707	3,502	4,803	42.17	57.83
12	8	2016	5	15	8,305	6.61	187	125,707	3,428	4,877	41.28	58.72
2	18	2016	5	17	8,300	6.60	188	125,707	3,334	4,966	40.17	59.83
2	25	2016	5	16	8,299	6.60	189	125,707	3,409	4,890	41.08	58.92
3	2	2016	4	17	8,298	6.60	190	125,707	3,374	4,924	40.66	59.34
4	21	2016	5	17	8,298	6.60	191	125,707	3,431	4,867	41.35	58.65
10	17	2016	2	17	8,297	6.60	192	125,707	3,389	4,908	40.85	59.15
4	20	2016	4	16	8,296	6.60	193	125,707	3,270	5,026	39.42	60.58
3	15	2016	3	15	8,295	6.60	194	125,707	3,651	4,644	44.01	55.99
3	18	2016	6	15	8,294	6.60	195	125,707	3,596	4,698	43.36	56.64
10	28	2016	6	18	8,294	6.60	196	125,707	3,526	4,768	42.51	57.49
1	25	2016	2	17	8,293	6.60	197	125,707	3,350	4,943	40.40	59.60
5	25	2016	4	17	8,293	6.60	198	125,707	3,552	4,741	42.83	57.17
6	21	2016	3	15	8,293	6.60	199	125,707	3,560	4,733	42.93	57.07
4	11	2016	2	16	8,292	6.60	200	125,707	3,311	4,981	39.93	60.07



**AADT= 8,568      K 30 FACTOR= 12.61      K 100 FACTOR= 11.46      K 200 FACTOR= 10.59      D 30 FACTOR= 56.67**



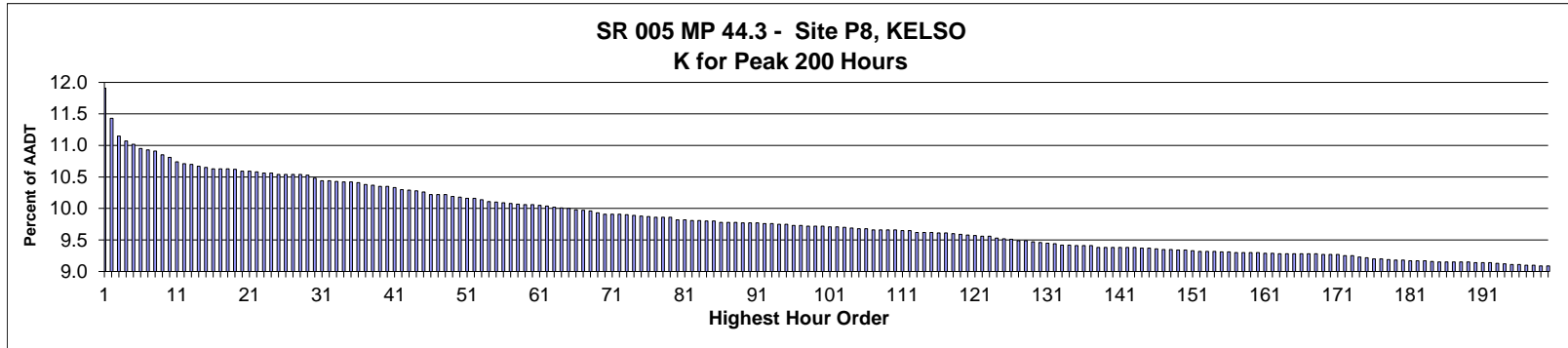
MO	DY	YR	DAY OF WK	HR	HR VOL	PERCENT OF AADT	HOUR NUMBER	AADT	NORTH VOLUME	SOUTH VOLUME	PERCENT NORTH IS OF TOTAL VOLUME	PERCENT SOUTH IS OF TOTAL VOLUME
11	27	2016	1	14	1,266	14.78	1	8,568	600	666	47.39	52.61
11	27	2016	1	16	1,266	14.78	2	8,568	771	495	60.90	39.10
11	27	2016	1	13	1,264	14.75	3	8,568	562	702	44.46	55.54
11	23	2016	4	15	1,254	14.64	4	8,568	684	570	54.55	45.45
11	27	2016	1	15	1,254	14.64	5	8,568	666	588	53.11	46.89
8	14	2016	1	16	1,201	14.02	6	8,568	515	686	42.88	57.12
11	23	2016	4	14	1,191	13.90	7	8,568	614	577	51.55	48.45
11	23	2016	4	16	1,188	13.87	8	8,568	631	557	53.11	46.89
11	27	2016	1	12	1,163	13.57	9	8,568	450	713	38.69	61.31
11	23	2016	4	17	1,157	13.50	10	8,568	642	515	55.49	44.51
7	1	2016	6	16	1,154	13.47	11	8,568	739	415	64.04	35.96
7	1	2016	6	15	1,153	13.46	12	8,568	742	411	64.35	35.65
9	5	2016	2	15	1,147	13.39	13	8,568	451	696	39.32	60.68
7	31	2016	1	15	1,138	13.28	14	8,568	526	612	46.22	53.78
8	14	2016	1	15	1,135	13.25	15	8,568	505	630	44.49	55.51
8	7	2016	1	15	1,132	13.21	16	8,568	546	586	48.23	51.77

MO	DY	YR	DAY OF WK	HR	HR VOL	PERCENT OF AADT	HOUR NUMBER	AADT	NORTH VOLUME	SOUTH VOLUME	PERCENT NORTH IS OF TOTAL VOLUME	PERCENT SOUTH IS OF TOTAL VOLUME
7	5	2016	3	13	1,126	13.14	17	8,568	426	700	37.83	62.17
9	5	2016	2	14	1,122	13.10	18	8,568	397	725	35.38	64.62
11	27	2016	1	17	1,117	13.04	19	8,568	709	408	63.47	36.53
8	12	2016	6	15	1,105	12.90	20	8,568	668	437	60.45	39.55
6	26	2016	1	16	1,103	12.87	21	8,568	502	601	45.51	54.49
8	12	2016	6	16	1,101	12.85	22	8,568	677	424	61.49	38.51
5	30	2016	2	16	1,100	12.84	23	8,568	491	609	44.64	55.36
8	7	2016	1	16	1,099	12.83	24	8,568	514	585	46.77	53.23
7	1	2016	6	12	1,097	12.80	25	8,568	603	494	54.97	45.03
8	14	2016	1	17	1,093	12.76	26	8,568	473	620	43.28	56.72
7	5	2016	3	14	1,089	12.71	27	8,568	463	626	42.52	57.48
7	1	2016	6	13	1,086	12.68	28	8,568	643	443	59.21	40.79
9	5	2016	2	13	1,083	12.64	29	8,568	363	720	33.52	66.48
5	30	2016	2	15	1,080	12.61	30	8,568	468	612	43.33	56.67
6	26	2016	1	17	1,080	12.61	31	8,568	480	600	44.44	55.56
5	30	2016	2	14	1,079	12.59	32	8,568	463	616	42.91	57.09
7	10	2016	1	16	1,077	12.57	33	8,568	480	597	44.57	55.43
6	24	2016	6	15	1,074	12.54	34	8,568	646	428	60.15	39.85
7	5	2016	3	15	1,068	12.46	35	8,568	440	628	41.20	58.80
7	17	2016	1	16	1,068	12.46	36	8,568	516	552	48.31	51.69
8	7	2016	1	17	1,068	12.46	37	8,568	518	550	48.50	51.50
5	27	2016	6	15	1,067	12.45	38	8,568	605	462	56.70	43.30
7	31	2016	1	16	1,066	12.44	39	8,568	511	555	47.94	52.06
5	27	2016	6	18	1,062	12.39	40	8,568	626	436	58.95	41.05
5	30	2016	2	13	1,062	12.39	41	8,568	408	654	38.42	61.58
7	5	2016	3	12	1,061	12.38	42	8,568	457	604	43.07	56.93
6	24	2016	6	16	1,055	12.31	43	8,568	682	373	64.64	35.36
5	27	2016	6	16	1,051	12.27	44	8,568	607	444	57.75	42.25
6	10	2016	6	16	1,050	12.25	45	8,568	611	439	58.19	41.81
5	27	2016	6	17	1,047	12.22	46	8,568	604	443	57.69	42.31
7	31	2016	1	14	1,047	12.22	47	8,568	480	567	45.85	54.15
12	26	2016	2	14	1,047	12.22	48	8,568	547	500	52.24	47.76
7	24	2016	1	15	1,046	12.21	49	8,568	479	567	45.79	54.21
7	29	2016	6	14	1,046	12.21	50	8,568	567	479	54.21	45.79
6	26	2016	1	14	1,044	12.18	51	8,568	462	582	44.25	55.75
7	24	2016	1	14	1,036	12.09	52	8,568	465	571	44.88	55.12
7	29	2016	6	16	1,036	12.09	53	8,568	582	454	56.18	43.82
8	5	2016	6	16	1,036	12.09	54	8,568	577	459	55.69	44.31
11	23	2016	4	12	1,036	12.09	55	8,568	442	594	42.66	57.34
8	21	2016	1	15	1,035	12.08	56	8,568	519	516	50.14	49.86
7	1	2016	6	17	1,034	12.07	57	8,568	643	391	62.19	37.81
8	5	2016	6	14	1,033	12.06	58	8,568	525	508	50.82	49.18
8	12	2016	6	14	1,033	12.06	59	8,568	579	454	56.05	43.95
8	7	2016	1	18	1,032	12.04	60	8,568	506	526	49.03	50.97
9	2	2016	6	15	1,029	12.01	61	8,568	593	436	57.63	42.37
7	1	2016	6	11	1,026	11.97	62	8,568	584	442	56.92	43.08
9	5	2016	2	16	1,026	11.97	63	8,568	443	583	43.18	56.82
9	5	2016	2	17	1,024	11.95	64	8,568	472	552	46.09	53.91
7	22	2016	6	15	1,023	11.94	65	8,568	588	435	57.48	42.52
6	17	2016	6	16	1,022	11.93	66	8,568	569	453	55.68	44.32
6	24	2016	6	14	1,021	11.92	67	8,568	591	430	57.88	42.12

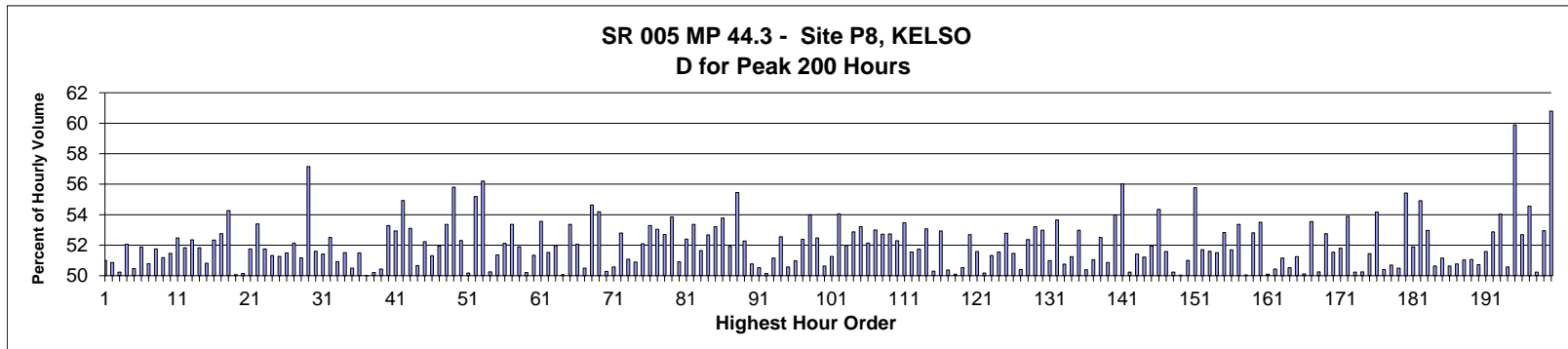
MO	DY	YR	DAY OF WK	HR	HR VOL	PERCENT OF AADT	HOUR NUMBER	AADT	NORTH VOLUME	SOUTH VOLUME	PERCENT NORTH IS OF TOTAL VOLUME	PERCENT SOUTH IS OF TOTAL VOLUME
7	10	2016	1	13	1,020	11.90	68	8,568	406	614	39.80	60.20
8	28	2016	1	16	1,020	11.90	69	8,568	455	565	44.61	55.39
6	26	2016	1	18	1,018	11.88	70	8,568	445	573	43.71	56.29
7	24	2016	1	16	1,017	11.87	71	8,568	522	495	51.33	48.67
7	15	2016	6	15	1,015	11.85	72	8,568	540	475	53.20	46.80
7	29	2016	6	15	1,014	11.83	73	8,568	567	447	55.92	44.08
6	26	2016	1	15	1,013	11.82	74	8,568	448	565	44.23	55.77
8	14	2016	1	19	1,012	11.81	75	8,568	437	575	43.18	56.82
8	21	2016	1	16	1,011	11.80	76	8,568	481	530	47.58	52.42
7	1	2016	6	18	1,010	11.79	77	8,568	644	366	63.76	36.24
11	23	2016	4	18	1,009	11.78	78	8,568	531	478	52.63	47.37
6	24	2016	6	17	1,007	11.75	79	8,568	638	369	63.36	36.64
7	1	2016	6	14	1,003	11.71	80	8,568	578	425	57.63	42.37
7	17	2016	1	14	1,003	11.71	81	8,568	449	554	44.77	55.23
7	17	2016	1	15	1,003	11.71	82	8,568	477	526	47.56	52.44
8	5	2016	6	13	1,003	11.71	83	8,568	492	511	49.05	50.95
5	30	2016	2	17	1,002	11.69	84	8,568	492	510	49.10	50.90
6	17	2016	6	15	1,000	11.67	85	8,568	535	465	53.50	46.50
9	2	2016	6	18	997	11.64	86	8,568	650	347	65.20	34.80
9	5	2016	2	12	997	11.64	87	8,568	348	649	34.90	65.10
7	22	2016	6	12	996	11.62	88	8,568	509	487	51.10	48.90
8	12	2016	6	13	995	11.61	89	8,568	533	462	53.57	46.43
11	23	2016	4	13	995	11.61	90	8,568	502	493	50.45	49.55
12	26	2016	2	15	995	11.61	91	8,568	540	455	54.27	45.73
8	14	2016	1	14	993	11.59	92	8,568	462	531	46.53	53.47
8	7	2016	1	14	990	11.55	93	8,568	485	505	48.99	51.01
11	27	2016	1	18	990	11.55	94	8,568	607	383	61.31	38.69
8	14	2016	1	18	985	11.50	95	8,568	416	569	42.23	57.77
8	12	2016	6	17	984	11.48	96	8,568	599	385	60.87	39.13
7	10	2016	1	15	983	11.47	97	8,568	490	493	49.85	50.15
7	22	2016	6	16	983	11.47	98	8,568	602	381	61.24	38.76
6	10	2016	6	15	982	11.46	99	8,568	547	435	55.70	44.30
6	10	2016	6	17	982	11.46	100	8,568	527	455	53.67	46.33
7	24	2016	1	13	982	11.46	101	8,568	445	537	45.32	54.68
12	26	2016	2	13	981	11.45	102	8,568	444	537	45.26	54.74
9	2	2016	6	17	979	11.43	103	8,568	596	383	60.88	39.12
7	31	2016	1	13	978	11.41	104	8,568	412	566	42.13	57.87
8	5	2016	6	15	978	11.41	105	8,568	553	425	56.54	43.46
7	2	2016	7	12	976	11.39	106	8,568	590	386	60.45	39.55
8	19	2016	6	12	975	11.38	107	8,568	538	437	55.18	44.82
8	7	2016	1	13	973	11.36	108	8,568	448	525	46.04	53.96
6	12	2016	1	17	972	11.34	109	8,568	520	452	53.50	46.50
5	27	2016	6	11	969	11.31	110	8,568	507	462	52.32	47.68
6	12	2016	1	15	969	11.31	111	8,568	445	524	45.92	54.08
7	8	2016	6	13	969	11.31	112	8,568	498	471	51.39	48.61
7	22	2016	6	17	969	11.31	113	8,568	585	384	60.37	39.63
5	27	2016	6	14	968	11.30	114	8,568	529	439	54.65	45.35
7	15	2016	6	13	968	11.30	115	8,568	469	499	48.45	51.55
7	15	2016	6	14	965	11.26	116	8,568	503	462	52.12	47.88
9	2	2016	6	14	964	11.25	117	8,568	538	426	55.81	44.19
5	1	2016	1	16	963	11.24	118	8,568	363	600	37.69	62.31

MO	DY	YR	DAY OF WK	HR	HR VOL	PERCENT OF AADT	HOUR NUMBER	AADT	NORTH VOLUME	SOUTH VOLUME	PERCENT NORTH IS OF TOTAL VOLUME	PERCENT SOUTH IS OF TOTAL VOLUME
8	12	2016	6	12	963	11.24	119	8,568	528	435	54.83	45.17
6	17	2016	6	12	962	11.23	120	8,568	481	481	50.00	50.00
7	8	2016	6	12	962	11.23	121	8,568	447	515	46.47	53.53
8	28	2016	1	15	961	11.22	122	8,568	434	527	45.16	54.84
7	8	2016	6	15	959	11.19	123	8,568	503	456	52.45	47.55
6	24	2016	6	13	958	11.18	124	8,568	535	423	55.85	44.15
9	2	2016	6	16	958	11.18	125	8,568	584	374	60.96	39.04
10	7	2016	6	17	958	11.18	126	8,568	539	419	56.26	43.74
6	17	2016	6	14	957	11.17	127	8,568	511	446	53.40	46.60
7	29	2016	6	13	957	11.17	128	8,568	474	483	49.53	50.47
6	19	2016	1	17	956	11.16	129	8,568	506	450	52.93	47.07
8	21	2016	1	17	955	11.15	130	8,568	450	505	47.12	52.88
6	19	2016	1	15	954	11.13	131	8,568	491	463	51.47	48.53
8	12	2016	6	18	954	11.13	132	8,568	540	414	56.60	43.40
3	20	2016	1	16	952	11.11	133	8,568	513	439	53.89	46.11
7	8	2016	6	17	952	11.11	134	8,568	514	438	53.99	46.01
8	21	2016	1	12	952	11.11	135	8,568	408	544	42.86	57.14
7	22	2016	6	14	951	11.10	136	8,568	519	432	54.57	45.43
6	12	2016	1	14	950	11.09	137	8,568	393	557	41.37	58.63
7	5	2016	3	16	950	11.09	138	8,568	433	517	45.58	54.42
8	21	2016	1	14	950	11.09	139	8,568	438	512	46.11	53.89
8	26	2016	6	16	950	11.09	140	8,568	530	420	55.79	44.21
3	27	2016	1	18	949	11.08	141	8,568	513	436	54.06	45.94
9	16	2016	6	15	949	11.08	142	8,568	549	400	57.85	42.15
7	10	2016	1	17	948	11.06	143	8,568	463	485	48.84	51.16
7	15	2016	6	16	948	11.06	144	8,568	540	408	56.96	43.04
7	17	2016	1	13	948	11.06	145	8,568	423	525	44.62	55.38
7	31	2016	1	12	948	11.06	146	8,568	372	576	39.24	60.76
7	31	2016	1	17	948	11.06	147	8,568	462	486	48.73	51.27
7	1	2016	6	19	945	11.03	148	8,568	614	331	64.97	35.03
3	27	2016	1	17	944	11.02	149	8,568	466	478	49.36	50.64
8	28	2016	1	17	944	11.02	150	8,568	454	490	48.09	51.91
9	23	2016	6	16	944	11.02	151	8,568	555	389	58.79	41.21
7	5	2016	3	17	943	11.01	152	8,568	486	457	51.54	48.46
7	10	2016	1	14	941	10.98	153	8,568	418	523	44.42	55.58
10	9	2016	1	15	941	10.98	154	8,568	406	535	43.15	56.85
7	8	2016	6	16	938	10.95	155	8,568	542	396	57.78	42.22
8	19	2016	6	17	938	10.95	156	8,568	554	384	59.06	40.94
6	10	2016	6	14	937	10.94	157	8,568	545	392	58.16	41.84
8	5	2016	6	12	937	10.94	158	8,568	492	445	52.51	47.49
8	14	2016	1	13	937	10.94	159	8,568	423	514	45.14	54.86
8	19	2016	6	13	937	10.94	160	8,568	503	434	53.68	46.32
8	5	2016	6	11	936	10.92	161	8,568	497	439	53.10	46.90
11	26	2016	7	13	935	10.91	162	8,568	401	534	42.89	57.11
7	31	2016	1	18	934	10.90	163	8,568	507	427	54.28	45.72
6	30	2016	5	15	933	10.89	164	8,568	571	362	61.20	38.80
9	16	2016	6	17	933	10.89	165	8,568	525	408	56.27	43.73
5	27	2016	6	12	932	10.88	166	8,568	498	434	53.43	46.57
7	8	2016	6	14	932	10.88	167	8,568	497	435	53.33	46.67
12	26	2016	2	12	932	10.88	168	8,568	382	550	40.99	59.01
4	1	2016	6	17	931	10.87	169	8,568	453	478	48.66	51.34

MO	DY	YR	DAY OF WK	HR	HR VOL	PERCENT OF AADT	HOUR NUMBER	AADT	NORTH VOLUME	SOUTH VOLUME	PERCENT NORTH IS OF TOTAL VOLUME	PERCENT SOUTH IS OF TOTAL VOLUME
8	28	2016	1	18	931	10.87	170	8,568	402	529	43.18	56.82
9	16	2016	6	16	931	10.87	171	8,568	527	404	56.61	43.39
8	19	2016	6	16	930	10.85	172	8,568	532	398	57.20	42.80
6	12	2016	1	16	928	10.83	173	8,568	457	471	49.25	50.75
4	15	2016	6	16	925	10.80	174	8,568	585	340	63.24	36.76
7	10	2016	1	12	924	10.78	175	8,568	334	590	36.15	63.85
8	6	2016	7	12	922	10.76	176	8,568	475	447	51.52	48.48
9	16	2016	6	18	922	10.76	177	8,568	496	426	53.80	46.20
5	1	2016	1	15	920	10.74	178	8,568	351	569	38.15	61.85
5	30	2016	2	18	920	10.74	179	8,568	483	437	52.50	47.50
7	29	2016	6	18	920	10.74	180	8,568	506	414	55.00	45.00
7	21	2016	5	15	919	10.73	181	8,568	477	442	51.90	48.10
9	18	2016	1	15	918	10.71	182	8,568	458	460	49.89	50.11
9	3	2016	7	11	917	10.70	183	8,568	559	358	60.96	39.04
5	1	2016	1	17	916	10.69	184	8,568	392	524	42.79	57.21
7	10	2016	1	18	916	10.69	185	8,568	454	462	49.56	50.44
7	15	2016	6	17	914	10.67	186	8,568	530	384	57.99	42.01
9	18	2016	1	16	914	10.67	187	8,568	470	444	51.42	48.58
7	22	2016	6	13	913	10.66	188	8,568	442	471	48.41	51.59
9	9	2016	6	17	913	10.66	189	8,568	546	367	59.80	40.20
7	24	2016	1	19	912	10.64	190	8,568	413	499	45.29	54.71
6	24	2016	6	18	911	10.63	191	8,568	526	385	57.74	42.26
7	22	2016	6	18	911	10.63	192	8,568	557	354	61.14	38.86
6	19	2016	1	16	910	10.62	193	8,568	487	423	53.52	46.48
4	8	2016	6	16	909	10.61	194	8,568	523	386	57.54	42.46
6	12	2016	1	12	909	10.61	195	8,568	387	522	42.57	57.43
4	10	2016	1	17	908	10.60	196	8,568	504	404	55.51	44.49
10	9	2016	1	14	908	10.60	197	8,568	339	569	37.33	62.67
11	23	2016	4	19	908	10.60	198	8,568	507	401	55.84	44.16
7	15	2016	6	12	907	10.59	199	8,568	464	443	51.16	48.84
7	24	2016	1	18	907	10.59	200	8,568	407	500	44.87	55.13



AADT= 56,191      K 30 FACTOR= 10.48      K 100 FACTOR= 9.72      K 200 FACTOR= 9.09      D 30 FACTOR= 51.60



MO	DY	YR	DAY OF WK	HR	HR VOL	PERCENT OF AADT	HOUR NUMBER	AADT	NORTH VOLUME	SOUTH VOLUME	PERCENT NORTH IS OF TOTAL VOLUME	PERCENT SOUTH IS OF TOTAL VOLUME
12	26	2016	2	13	6,695	11.91	1	56,191	3,280	3,415	48.99	51.01
12	26	2016	2	12	6,421	11.43	2	56,191	3,155	3,266	49.14	50.86
12	26	2016	2	14	6,267	11.15	3	56,191	3,148	3,119	50.23	49.77
8	21	2016	1	14	6,220	11.07	4	56,191	3,238	2,982	52.06	47.94
8	7	2016	1	13	6,190	11.02	5	56,191	3,066	3,124	49.53	50.47
8	7	2016	1	15	6,154	10.95	6	56,191	3,192	2,962	51.87	48.13
7	24	2016	1	16	6,141	10.93	7	56,191	3,119	3,022	50.79	49.21
7	17	2016	1	15	6,128	10.91	8	56,191	3,171	2,957	51.75	48.25
8	14	2016	1	14	6,098	10.85	9	56,191	3,121	2,977	51.18	48.82
7	24	2016	1	17	6,075	10.81	10	56,191	2,949	3,126	48.54	51.46
7	17	2016	1	17	6,033	10.74	11	56,191	3,166	2,867	52.48	47.52
7	2	2016	7	12	6,020	10.71	12	56,191	3,120	2,900	51.83	48.17
8	21	2016	1	13	6,011	10.70	13	56,191	3,147	2,864	52.35	47.65
8	21	2016	1	16	5,997	10.67	14	56,191	3,108	2,889	51.83	48.17
11	26	2016	7	13	5,984	10.65	15	56,191	3,041	2,943	50.82	49.18
7	17	2016	1	14	5,974	10.63	16	56,191	3,127	2,847	52.34	47.66

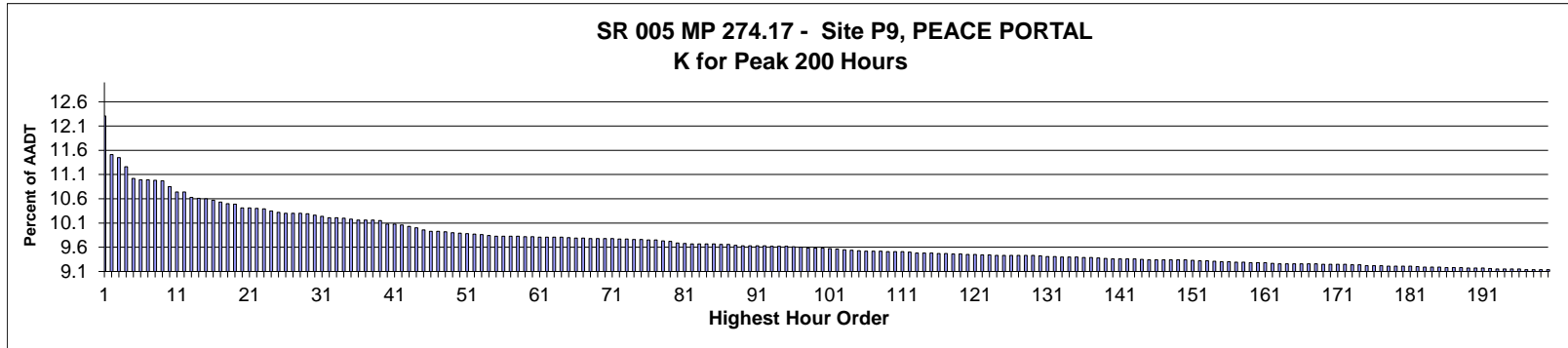


MO	DY	YR	DAY OF WK	HR	HR VOL	PERCENT OF AADT	HOUR NUMBER	AADT	NORTH VOLUME	SOUTH VOLUME	PERCENT NORTH IS OF TOTAL VOLUME	PERCENT SOUTH IS OF TOTAL VOLUME
8	14	2016	1	13	5,974	10.63	17	56,191	3,152	2,822	52.76	47.24
6	26	2016	1	16	5,972	10.63	18	56,191	3,241	2,731	54.27	45.73
8	14	2016	1	16	5,968	10.62	19	56,191	2,988	2,980	50.07	49.93
8	7	2016	1	16	5,950	10.59	20	56,191	2,984	2,966	50.15	49.85
8	7	2016	1	14	5,948	10.59	21	56,191	3,078	2,870	51.75	48.25
6	26	2016	1	17	5,943	10.58	22	56,191	3,173	2,770	53.39	46.61
7	17	2016	1	13	5,933	10.56	23	56,191	3,071	2,862	51.76	48.24
12	26	2016	2	15	5,931	10.56	24	56,191	3,044	2,887	51.32	48.68
7	31	2016	1	14	5,925	10.54	25	56,191	3,037	2,888	51.26	48.74
9	5	2016	2	16	5,925	10.54	26	56,191	3,051	2,874	51.49	48.51
8	28	2016	1	16	5,922	10.54	27	56,191	3,088	2,834	52.14	47.86
7	17	2016	1	16	5,920	10.54	28	56,191	3,029	2,891	51.17	48.83
7	1	2016	6	16	5,917	10.53	29	56,191	3,382	2,535	57.16	42.84
8	14	2016	1	15	5,891	10.48	30	56,191	3,040	2,851	51.60	48.40
8	14	2016	1	17	5,869	10.44	31	56,191	2,851	3,018	48.58	51.42
11	24	2016	5	12	5,866	10.44	32	56,191	3,080	2,786	52.51	47.49
7	2	2016	7	11	5,858	10.43	33	56,191	2,875	2,983	49.08	50.92
8	21	2016	1	15	5,855	10.42	34	56,191	3,016	2,839	51.51	48.49
8	21	2016	1	17	5,855	10.42	35	56,191	2,898	2,957	49.50	50.50
9	3	2016	7	11	5,849	10.41	36	56,191	2,837	3,012	48.50	51.50
8	21	2016	1	18	5,831	10.38	37	56,191	2,916	2,915	50.01	49.99
8	6	2016	7	12	5,829	10.37	38	56,191	2,927	2,902	50.21	49.79
9	5	2016	2	15	5,818	10.35	39	56,191	2,884	2,934	49.57	50.43
11	27	2016	1	13	5,814	10.35	40	56,191	3,098	2,716	53.29	46.71
7	31	2016	1	13	5,804	10.33	41	56,191	3,072	2,732	52.93	47.07
7	24	2016	1	13	5,789	10.30	42	56,191	3,180	2,609	54.93	45.07
11	24	2016	5	11	5,782	10.29	43	56,191	3,070	2,712	53.10	46.90
8	7	2016	1	17	5,778	10.28	44	56,191	2,927	2,851	50.66	49.34
7	17	2016	1	18	5,765	10.26	45	56,191	3,011	2,754	52.23	47.77
7	23	2016	7	12	5,745	10.22	46	56,191	2,948	2,797	51.31	48.69
7	24	2016	1	15	5,744	10.22	47	56,191	2,984	2,760	51.95	48.05
7	24	2016	1	14	5,741	10.22	48	56,191	3,064	2,677	53.37	46.63
11	27	2016	1	14	5,724	10.19	49	56,191	3,194	2,530	55.80	44.20
7	31	2016	1	15	5,721	10.18	50	56,191	2,992	2,729	52.30	47.70
11	26	2016	7	12	5,711	10.16	51	56,191	2,846	2,865	49.83	50.17
6	19	2016	1	18	5,708	10.16	52	56,191	3,151	2,557	55.20	44.80
11	27	2016	1	12	5,696	10.14	53	56,191	3,202	2,494	56.21	43.79
12	26	2016	2	16	5,680	10.11	54	56,191	2,826	2,854	49.75	50.25
8	28	2016	1	13	5,673	10.10	55	56,191	2,913	2,760	51.35	48.65
11	26	2016	7	14	5,671	10.09	56	56,191	2,956	2,715	52.12	47.88
7	1	2016	6	15	5,662	10.08	57	56,191	3,021	2,641	53.36	46.64
9	3	2016	7	12	5,658	10.07	58	56,191	2,722	2,936	48.11	51.89
5	28	2016	7	12	5,654	10.06	59	56,191	2,815	2,839	49.79	50.21
7	24	2016	1	18	5,651	10.06	60	56,191	2,901	2,750	51.34	48.66
11	27	2016	1	15	5,646	10.05	61	56,191	3,024	2,622	53.56	46.44
8	28	2016	1	14	5,642	10.04	62	56,191	2,907	2,735	51.52	48.48
11	23	2016	4	14	5,632	10.02	63	56,191	2,927	2,705	51.97	48.03
8	13	2016	7	12	5,623	10.01	64	56,191	2,815	2,808	50.06	49.94
7	23	2016	7	13	5,620	10.00	65	56,191	2,999	2,621	53.36	46.64
6	19	2016	1	17	5,607	9.98	66	56,191	2,919	2,688	52.06	47.94
8	7	2016	1	18	5,605	9.97	67	56,191	2,830	2,775	50.49	49.51

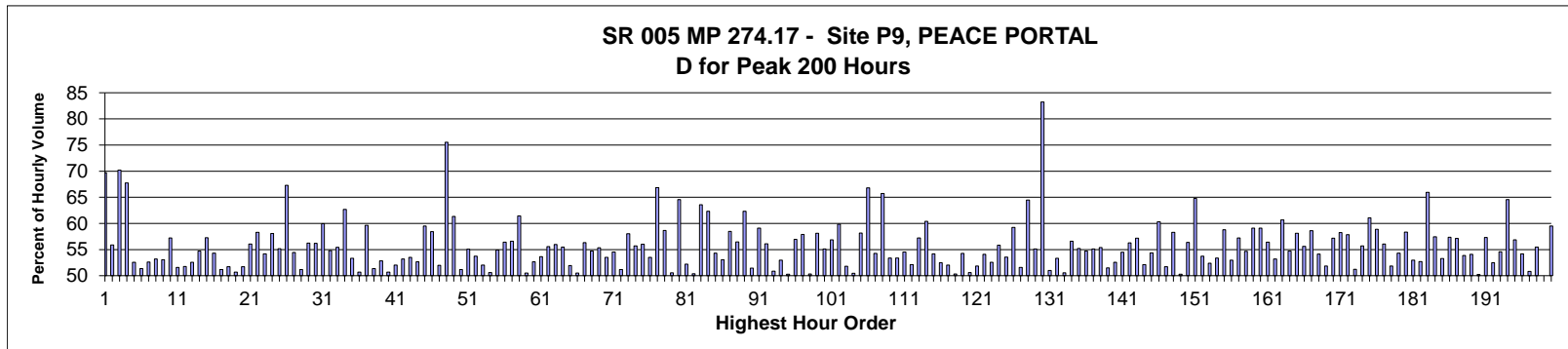
MO	DY	YR	DAY OF WK	HR	HR VOL	PERCENT OF AADT	HOUR NUMBER	AADT	NORTH VOLUME	SOUTH VOLUME	PERCENT NORTH IS OF TOTAL VOLUME	PERCENT SOUTH IS OF TOTAL VOLUME
7	10	2016	1	15	5,598	9.96	68	56,191	3,059	2,539	54.64	45.36
11	26	2016	7	15	5,579	9.93	69	56,191	3,023	2,556	54.19	45.81
8	13	2016	7	11	5,569	9.91	70	56,191	2,769	2,800	49.72	50.28
9	5	2016	2	13	5,569	9.91	71	56,191	2,817	2,752	50.58	49.42
8	20	2016	7	12	5,568	9.91	72	56,191	2,940	2,628	52.80	47.20
7	31	2016	1	17	5,562	9.90	73	56,191	2,841	2,721	51.08	48.92
7	31	2016	1	16	5,559	9.89	74	56,191	2,829	2,730	50.89	49.11
8	14	2016	1	12	5,554	9.88	75	56,191	2,893	2,661	52.09	47.91
6	26	2016	1	15	5,545	9.87	76	56,191	2,955	2,590	53.29	46.71
5	30	2016	2	14	5,541	9.86	77	56,191	2,939	2,602	53.04	46.96
5	30	2016	2	15	5,541	9.86	78	56,191	2,920	2,621	52.70	47.30
9	5	2016	2	14	5,538	9.86	79	56,191	2,555	2,983	46.14	53.86
8	6	2016	7	11	5,520	9.82	80	56,191	2,810	2,710	50.91	49.09
8	20	2016	7	11	5,517	9.82	81	56,191	2,891	2,626	52.40	47.60
8	12	2016	6	13	5,514	9.81	82	56,191	2,942	2,572	53.36	46.64
7	31	2016	1	12	5,512	9.81	83	56,191	2,847	2,665	51.65	48.35
11	25	2016	6	13	5,507	9.80	84	56,191	2,606	2,901	47.32	52.68
6	26	2016	1	18	5,505	9.80	85	56,191	2,930	2,575	53.22	46.78
11	25	2016	6	12	5,496	9.78	86	56,191	2,540	2,956	46.22	53.78
7	5	2016	3	13	5,494	9.78	87	56,191	2,641	2,853	48.07	51.93
5	30	2016	2	13	5,493	9.78	88	56,191	3,046	2,447	55.45	44.55
6	19	2016	1	15	5,491	9.77	89	56,191	2,870	2,621	52.27	47.73
5	28	2016	7	11	5,490	9.77	90	56,191	2,703	2,787	49.23	50.77
11	23	2016	4	13	5,488	9.77	91	56,191	2,773	2,715	50.53	49.47
8	28	2016	1	17	5,487	9.76	92	56,191	2,736	2,751	49.86	50.14
9	3	2016	7	13	5,484	9.76	93	56,191	2,805	2,679	51.15	48.85
8	21	2016	1	12	5,480	9.75	94	56,191	2,880	2,600	52.55	47.45
8	28	2016	1	15	5,480	9.75	95	56,191	2,771	2,709	50.57	49.43
6	12	2016	1	17	5,470	9.73	96	56,191	2,788	2,682	50.97	49.03
7	23	2016	7	11	5,470	9.73	97	56,191	2,865	2,605	52.38	47.62
6	26	2016	1	13	5,463	9.72	98	56,191	2,950	2,513	54.00	46.00
8	12	2016	6	15	5,460	9.72	99	56,191	2,865	2,595	52.47	47.53
8	6	2016	7	13	5,459	9.72	100	56,191	2,695	2,764	49.37	50.63
5	30	2016	2	16	5,456	9.71	101	56,191	2,797	2,659	51.26	48.74
6	26	2016	1	14	5,456	9.71	102	56,191	2,949	2,507	54.05	45.95
11	27	2016	1	16	5,453	9.70	103	56,191	2,835	2,618	51.99	48.01
7	15	2016	6	14	5,445	9.69	104	56,191	2,879	2,566	52.87	47.13
7	10	2016	1	13	5,439	9.68	105	56,191	2,894	2,545	53.21	46.79
11	23	2016	4	15	5,437	9.68	106	56,191	2,835	2,602	52.14	47.86
8	12	2016	6	12	5,430	9.66	107	56,191	2,878	2,552	53.00	47.00
7	15	2016	6	15	5,429	9.66	108	56,191	2,862	2,567	52.72	47.28
8	5	2016	6	12	5,428	9.66	109	56,191	2,862	2,566	52.73	47.27
7	5	2016	3	14	5,427	9.66	110	56,191	2,589	2,838	47.71	52.29
7	2	2016	7	13	5,425	9.65	111	56,191	2,901	2,524	53.47	46.53
8	7	2016	1	19	5,422	9.65	112	56,191	2,795	2,627	51.55	48.45
7	31	2016	1	18	5,408	9.62	113	56,191	2,798	2,610	51.74	48.26
7	10	2016	1	14	5,406	9.62	114	56,191	2,869	2,537	53.07	46.93
8	21	2016	1	19	5,405	9.62	115	56,191	2,687	2,718	49.71	50.29
7	24	2016	1	12	5,402	9.61	116	56,191	2,860	2,542	52.94	47.06
8	14	2016	1	18	5,399	9.61	117	56,191	2,679	2,720	49.62	50.38
7	17	2016	1	12	5,394	9.60	118	56,191	2,692	2,702	49.91	50.09

MO	DY	YR	DAY OF WK	HR	HR VOL	PERCENT OF AADT	HOUR NUMBER	AADT	NORTH VOLUME	SOUTH VOLUME	PERCENT NORTH IS OF TOTAL VOLUME	PERCENT SOUTH IS OF TOTAL VOLUME
7	30	2016	7	12	5,386	9.59	119	56,191	2,665	2,721	49.48	50.52
8	28	2016	1	12	5,382	9.58	120	56,191	2,836	2,546	52.69	47.31
8	19	2016	6	15	5,376	9.57	121	56,191	2,773	2,603	51.58	48.42
5	30	2016	2	17	5,374	9.56	122	56,191	2,678	2,696	49.83	50.17
6	18	2016	7	12	5,371	9.56	123	56,191	2,614	2,757	48.67	51.33
11	26	2016	7	16	5,356	9.53	124	56,191	2,761	2,595	51.55	48.45
7	15	2016	6	12	5,351	9.52	125	56,191	2,825	2,526	52.79	47.21
8	5	2016	6	15	5,342	9.51	126	56,191	2,749	2,593	51.46	48.54
7	1	2016	6	12	5,335	9.49	127	56,191	2,689	2,646	50.40	49.60
5	27	2016	6	17	5,333	9.49	128	56,191	2,793	2,540	52.37	47.63
11	24	2016	5	13	5,322	9.47	129	56,191	2,490	2,832	46.79	53.21
6	12	2016	1	14	5,318	9.46	130	56,191	2,818	2,500	52.99	47.01
7	15	2016	6	16	5,310	9.45	131	56,191	2,707	2,603	50.98	49.02
6	5	2016	1	15	5,304	9.44	132	56,191	2,458	2,846	46.34	53.66
8	5	2016	6	16	5,293	9.42	133	56,191	2,607	2,686	49.25	50.75
7	29	2016	6	15	5,292	9.42	134	56,191	2,712	2,580	51.25	48.75
6	12	2016	1	18	5,289	9.41	135	56,191	2,802	2,487	52.98	47.02
7	10	2016	1	16	5,287	9.41	136	56,191	2,664	2,623	50.39	49.61
7	5	2016	3	12	5,285	9.41	137	56,191	2,587	2,698	48.95	51.05
11	13	2016	1	16	5,273	9.38	138	56,191	2,769	2,504	52.51	47.49
5	27	2016	6	16	5,272	9.38	139	56,191	2,590	2,682	49.13	50.87
7	17	2016	1	19	5,272	9.38	140	56,191	2,846	2,426	53.98	46.02
11	13	2016	1	15	5,270	9.38	141	56,191	2,952	2,318	56.02	43.98
8	13	2016	7	13	5,268	9.38	142	56,191	2,646	2,622	50.23	49.77
8	27	2016	7	12	5,268	9.38	143	56,191	2,559	2,709	48.58	51.42
3	27	2016	1	17	5,267	9.37	144	56,191	2,570	2,697	48.79	51.21
3	27	2016	1	18	5,265	9.37	145	56,191	2,530	2,735	48.05	51.95
8	12	2016	6	14	5,260	9.36	146	56,191	2,859	2,401	54.35	45.65
7	1	2016	6	18	5,252	9.35	147	56,191	2,709	2,543	51.58	48.42
8	12	2016	6	16	5,252	9.35	148	56,191	2,638	2,614	50.23	49.77
8	7	2016	1	12	5,249	9.34	149	56,191	2,623	2,626	49.97	50.03
9	5	2016	2	17	5,248	9.34	150	56,191	2,571	2,677	48.99	51.01
6	19	2016	1	13	5,243	9.33	151	56,191	2,924	2,319	55.77	44.23
7	10	2016	1	17	5,239	9.32	152	56,191	2,530	2,709	48.29	51.71
12	26	2016	2	17	5,238	9.32	153	56,191	2,535	2,703	48.40	51.60
6	18	2016	7	13	5,236	9.32	154	56,191	2,539	2,697	48.49	51.51
8	19	2016	6	12	5,234	9.31	155	56,191	2,765	2,469	52.83	47.17
7	2	2016	7	14	5,233	9.31	156	56,191	2,705	2,528	51.69	48.31
7	15	2016	6	13	5,228	9.30	157	56,191	2,790	2,438	53.37	46.63
8	26	2016	6	15	5,227	9.30	158	56,191	2,616	2,611	50.05	49.95
5	27	2016	6	18	5,226	9.30	159	56,191	2,760	2,466	52.81	47.19
9	5	2016	2	12	5,226	9.30	160	56,191	2,796	2,430	53.50	46.50
6	17	2016	6	16	5,221	9.29	161	56,191	2,606	2,615	49.91	50.09
7	16	2016	7	12	5,221	9.29	162	56,191	2,588	2,633	49.57	50.43
6	12	2016	1	16	5,217	9.28	163	56,191	2,669	2,548	51.16	48.84
7	29	2016	6	12	5,216	9.28	164	56,191	2,635	2,581	50.52	49.48
8	27	2016	7	11	5,216	9.28	165	56,191	2,543	2,673	48.75	51.25
8	28	2016	1	18	5,216	9.28	166	56,191	2,614	2,602	50.12	49.88
8	19	2016	6	16	5,212	9.28	167	56,191	2,791	2,421	53.55	46.45
11	23	2016	4	12	5,212	9.28	168	56,191	2,593	2,619	49.75	50.25
6	12	2016	1	13	5,211	9.27	169	56,191	2,749	2,462	52.75	47.25

MO	DY	YR	DAY OF WK	HR	HR VOL	PERCENT OF AADT	HOUR NUMBER	AADT	NORTH VOLUME	SOUTH VOLUME	PERCENT NORTH IS OF TOTAL VOLUME	PERCENT SOUTH IS OF TOTAL VOLUME
6	19	2016	1	14	5,208	9.27	170	56,191	2,684	2,524	51.54	48.46
7	1	2016	6	17	5,207	9.27	171	56,191	2,697	2,510	51.80	48.20
12	27	2016	3	13	5,196	9.25	172	56,191	2,396	2,800	46.11	53.89
7	30	2016	7	11	5,195	9.25	173	56,191	2,585	2,610	49.76	50.24
8	5	2016	6	13	5,186	9.23	174	56,191	2,580	2,606	49.75	50.25
6	24	2016	6	12	5,180	9.22	175	56,191	2,665	2,515	51.45	48.55
8	19	2016	6	13	5,170	9.20	176	56,191	2,801	2,369	54.18	45.82
8	20	2016	7	13	5,168	9.20	177	56,191	2,605	2,563	50.41	49.59
7	30	2016	7	13	5,165	9.19	178	56,191	2,547	2,618	49.31	50.69
5	8	2016	1	18	5,161	9.18	179	56,191	2,606	2,555	50.49	49.51
3	20	2016	1	15	5,157	9.18	180	56,191	2,858	2,299	55.42	44.58
7	29	2016	6	16	5,154	9.17	181	56,191	2,479	2,675	48.10	51.90
8	19	2016	6	14	5,153	9.17	182	56,191	2,830	2,323	54.92	45.08
9	10	2016	7	12	5,150	9.17	183	56,191	2,422	2,728	47.03	52.97
8	26	2016	6	14	5,148	9.16	184	56,191	2,607	2,541	50.64	49.36
8	5	2016	6	17	5,144	9.15	185	56,191	2,513	2,631	48.85	51.15
9	2	2016	6	15	5,144	9.15	186	56,191	2,605	2,539	50.64	49.36
6	25	2016	7	12	5,143	9.15	187	56,191	2,611	2,532	50.77	49.23
7	8	2016	6	13	5,142	9.15	188	56,191	2,624	2,518	51.03	48.97
5	30	2016	2	18	5,141	9.15	189	56,191	2,625	2,516	51.06	48.94
6	24	2016	6	16	5,137	9.14	190	56,191	2,531	2,606	49.27	50.73
6	18	2016	7	11	5,135	9.14	191	56,191	2,486	2,649	48.41	51.59
9	3	2016	7	14	5,135	9.14	192	56,191	2,420	2,715	47.13	52.87
6	26	2016	1	12	5,133	9.13	193	56,191	2,774	2,359	54.04	45.96
7	8	2016	6	14	5,125	9.12	194	56,191	2,592	2,533	50.58	49.42
10	9	2016	1	17	5,121	9.11	195	56,191	3,067	2,054	59.89	40.11
7	22	2016	6	12	5,117	9.11	196	56,191	2,696	2,421	52.69	47.31
3	20	2016	1	17	5,111	9.10	197	56,191	2,789	2,322	54.57	45.43
8	21	2016	1	20	5,111	9.10	198	56,191	2,567	2,544	50.23	49.77
8	5	2016	6	14	5,109	9.09	199	56,191	2,705	2,404	52.95	47.05
7	16	2016	7	18	5,107	9.09	200	56,191	2,002	3,105	39.20	60.80



AADT= 20,810      K 30 FACTOR= 10.26      K 100 FACTOR= 9.58      K 200 FACTOR= 9.14      D 30 FACTOR= 56.18



MO	DY	YR	DAY OF WK	HR	HR VOL	PERCENT OF AADT	HOUR NUMBER	AADT	NORTH VOLUME	SOUTH VOLUME	PERCENT NORTH IS OF TOTAL VOLUME	PERCENT SOUTH IS OF TOTAL VOLUME
5	23	2016	2	16	2,562	12.31	1	20,810	1,786	776	69.71	30.29
5	23	2016	2	14	2,395	11.51	2	20,810	1,338	1,057	55.87	44.13
5	23	2016	2	17	2,383	11.45	3	20,810	1,673	710	70.21	29.79
5	23	2016	2	15	2,343	11.26	4	20,810	1,587	756	67.73	32.27
12	30	2016	6	15	2,294	11.02	5	20,810	1,206	1,088	52.57	47.43
9	5	2016	2	14	2,288	10.99	6	20,810	1,113	1,175	48.65	51.35
12	30	2016	6	17	2,287	10.99	7	20,810	1,203	1,084	52.60	47.40
5	23	2016	2	13	2,284	10.98	8	20,810	1,215	1,069	53.20	46.80
12	30	2016	6	16	2,283	10.97	9	20,810	1,211	1,072	53.04	46.96
8	28	2016	1	16	2,257	10.85	10	20,810	1,292	965	57.24	42.76
5	22	2016	1	16	2,234	10.74	11	20,810	1,152	1,082	51.57	48.43
7	17	2016	1	16	2,234	10.74	12	20,810	1,156	1,078	51.75	48.25
8	28	2016	1	15	2,212	10.63	13	20,810	1,049	1,163	47.42	52.58
8	1	2016	2	15	2,208	10.61	14	20,810	1,208	1,000	54.71	45.29
9	5	2016	2	16	2,205	10.60	15	20,810	1,263	942	57.28	42.72
9	5	2016	2	15	2,199	10.57	16	20,810	1,194	1,005	54.30	45.70

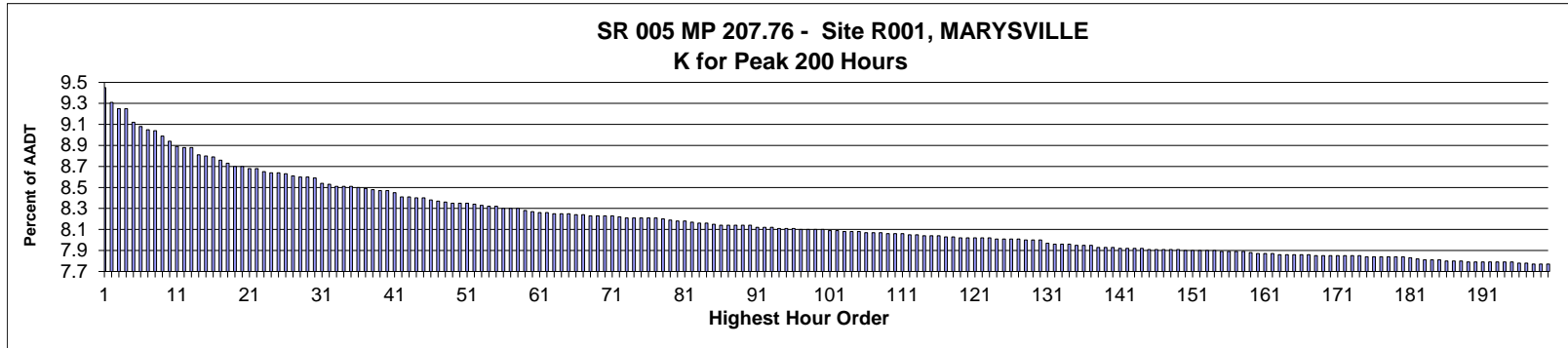
MO	DY	YR	DAY OF WK	HR	HR VOL	PERCENT OF AADT	HOUR NUMBER	AADT	NORTH VOLUME	SOUTH VOLUME	PERCENT NORTH IS OF TOTAL VOLUME	PERCENT SOUTH IS OF TOTAL VOLUME
8	21	2016	1	15	2,192	10.53	17	20,810	1,122	1,070	51.19	48.81
11	27	2016	1	17	2,185	10.50	18	20,810	1,055	1,130	48.28	51.72
8	14	2016	1	15	2,184	10.49	19	20,810	1,077	1,107	49.31	50.69
8	21	2016	1	14	2,167	10.41	20	20,810	1,046	1,121	48.27	51.73
5	22	2016	1	17	2,166	10.41	21	20,810	1,214	952	56.05	43.95
8	28	2016	1	17	2,165	10.40	22	20,810	1,262	903	58.29	41.71
9	3	2016	7	11	2,162	10.39	23	20,810	991	1,171	45.84	54.16
5	20	2016	6	17	2,154	10.35	24	20,810	903	1,251	41.92	58.08
8	7	2016	1	16	2,147	10.32	25	20,810	1,184	963	55.15	44.85
11	11	2016	6	12	2,144	10.30	26	20,810	701	1,443	32.70	67.30
8	21	2016	1	16	2,143	10.30	27	20,810	1,167	976	54.46	45.54
9	3	2016	7	16	2,143	10.30	28	20,810	1,046	1,097	48.81	51.19
9	3	2016	7	12	2,141	10.29	29	20,810	937	1,204	43.76	56.24
5	23	2016	2	12	2,136	10.26	30	20,810	936	1,200	43.82	56.18
8	1	2016	2	16	2,130	10.24	31	20,810	1,277	853	59.95	40.05
7	2	2016	7	11	2,125	10.21	32	20,810	960	1,165	45.18	54.82
8	21	2016	1	17	2,124	10.21	33	20,810	1,177	947	55.41	44.59
7	1	2016	6	12	2,122	10.20	34	20,810	792	1,330	37.32	62.68
7	2	2016	7	12	2,119	10.18	35	20,810	989	1,130	46.67	53.33
8	1	2016	2	13	2,115	10.16	36	20,810	1,043	1,072	49.31	50.69
2	13	2016	7	13	2,114	10.16	37	20,810	1,261	853	59.65	40.35
8	14	2016	1	14	2,114	10.16	38	20,810	1,028	1,086	48.63	51.37
8	13	2016	7	15	2,113	10.15	39	20,810	1,116	997	52.82	47.18
3	25	2016	6	15	2,097	10.08	40	20,810	1,034	1,063	49.31	50.69
9	2	2016	6	17	2,097	10.08	41	20,810	1,006	1,091	47.97	52.03
8	1	2016	2	14	2,094	10.06	42	20,810	1,114	980	53.20	46.80
8	7	2016	1	15	2,088	10.03	43	20,810	1,117	971	53.50	46.50
8	13	2016	7	16	2,082	10.00	44	20,810	1,096	986	52.64	47.36
5	22	2016	1	14	2,072	9.96	45	20,810	839	1,233	40.49	59.51
8	14	2016	1	13	2,067	9.93	46	20,810	859	1,208	41.56	58.44
3	25	2016	6	16	2,066	9.93	47	20,810	992	1,074	48.02	51.98
5	23	2016	2	18	2,065	9.92	48	20,810	1,560	505	75.54	24.46
8	27	2016	7	11	2,060	9.90	49	20,810	796	1,264	38.64	61.36
7	3	2016	1	14	2,058	9.89	50	20,810	1,053	1,005	51.17	48.83
8	19	2016	6	14	2,055	9.88	51	20,810	923	1,132	44.91	55.09
12	30	2016	6	14	2,053	9.87	52	20,810	950	1,103	46.27	53.73
9	3	2016	7	15	2,051	9.86	53	20,810	984	1,067	47.98	52.02
11	11	2016	6	16	2,048	9.84	54	20,810	1,036	1,012	50.59	49.41
8	7	2016	1	17	2,046	9.83	55	20,810	1,123	923	54.89	45.11
11	11	2016	6	14	2,046	9.83	56	20,810	892	1,154	43.60	56.40
7	1	2016	6	14	2,045	9.83	57	20,810	888	1,157	43.42	56.58
11	11	2016	6	13	2,045	9.83	58	20,810	789	1,256	38.58	61.42
11	13	2016	1	15	2,044	9.82	59	20,810	1,012	1,032	49.51	50.49
7	1	2016	6	15	2,043	9.82	60	20,810	967	1,076	47.33	52.67
6	25	2016	7	14	2,042	9.81	61	20,810	1,095	947	53.62	46.38
6	26	2016	1	17	2,042	9.81	62	20,810	1,135	907	55.58	44.42
5	22	2016	1	15	2,041	9.81	63	20,810	899	1,142	44.05	55.95
8	14	2016	1	16	2,041	9.81	64	20,810	1,132	909	55.46	44.54
9	2	2016	6	16	2,040	9.80	65	20,810	1,060	980	51.96	48.04
11	11	2016	6	17	2,038	9.79	66	20,810	1,029	1,009	50.49	49.51
5	21	2016	7	16	2,037	9.79	67	20,810	890	1,147	43.69	56.31

MO	DY	YR	DAY OF WK	HR	HR VOL	PERCENT OF AADT	HOUR NUMBER	AADT	NORTH VOLUME	SOUTH VOLUME	PERCENT NORTH IS OF TOTAL VOLUME	PERCENT SOUTH IS OF TOTAL VOLUME
4	3	2016	1	17	2,036	9.78	68	20,810	1,114	922	54.72	45.28
8	12	2016	6	14	2,036	9.78	69	20,810	909	1,127	44.65	55.35
9	4	2016	1	16	2,036	9.78	70	20,810	1,089	947	53.49	46.51
12	17	2016	7	13	2,035	9.78	71	20,810	925	1,110	45.45	54.55
11	27	2016	1	16	2,034	9.77	72	20,810	993	1,041	48.82	51.18
12	30	2016	6	13	2,034	9.77	73	20,810	854	1,180	41.99	58.01
8	6	2016	7	14	2,032	9.76	74	20,810	900	1,132	44.29	55.71
8	21	2016	1	12	2,032	9.76	75	20,810	894	1,138	44.00	56.00
7	2	2016	7	13	2,030	9.75	76	20,810	944	1,086	46.50	53.50
7	4	2016	2	14	2,030	9.75	77	20,810	673	1,357	33.15	66.85
8	14	2016	1	12	2,025	9.73	78	20,810	837	1,188	41.33	58.67
12	27	2016	3	17	2,022	9.72	79	20,810	1,022	1,000	50.54	49.46
10	10	2016	2	16	2,016	9.69	80	20,810	1,302	714	64.58	35.42
11	11	2016	6	15	2,015	9.68	81	20,810	963	1,052	47.79	52.21
7	17	2016	1	15	2,013	9.67	82	20,810	999	1,014	49.63	50.37
9	5	2016	2	17	2,013	9.67	83	20,810	1,280	733	63.59	36.41
8	1	2016	2	17	2,012	9.67	84	20,810	1,254	758	62.33	37.67
12	29	2016	5	16	2,012	9.67	85	20,810	1,093	919	54.32	45.68
8	7	2016	1	13	2,011	9.66	86	20,810	944	1,067	46.94	53.06
9	4	2016	1	17	2,011	9.66	87	20,810	1,176	835	58.48	41.52
7	31	2016	1	15	2,006	9.64	88	20,810	873	1,133	43.52	56.48
7	3	2016	1	17	2,005	9.63	89	20,810	1,250	755	62.34	37.66
8	21	2016	1	13	2,005	9.63	90	20,810	973	1,032	48.53	51.47
7	3	2016	1	16	2,004	9.63	91	20,810	1,184	820	59.08	40.92
8	6	2016	7	11	2,003	9.63	92	20,810	879	1,124	43.88	56.12
7	1	2016	6	16	2,001	9.62	93	20,810	983	1,018	49.13	50.87
10	10	2016	2	14	2,001	9.62	94	20,810	1,060	941	52.97	47.03
12	27	2016	3	15	2,001	9.62	95	20,810	1,006	995	50.27	49.73
8	12	2016	6	13	2,000	9.61	96	20,810	861	1,139	43.05	56.95
8	27	2016	7	12	1,998	9.60	97	20,810	841	1,157	42.09	57.91
12	30	2016	6	18	1,994	9.58	98	20,810	990	1,004	49.65	50.35
9	2	2016	6	13	1,993	9.58	99	20,810	835	1,158	41.90	58.10
9	3	2016	7	14	1,993	9.58	100	20,810	894	1,099	44.86	55.14
9	3	2016	7	13	1,992	9.57	101	20,810	859	1,133	43.12	56.88
7	30	2016	7	12	1,989	9.56	102	20,810	798	1,191	40.12	59.88
10	21	2016	6	16	1,987	9.55	103	20,810	1,029	958	51.79	48.21
8	7	2016	1	14	1,985	9.54	104	20,810	983	1,002	49.52	50.48
7	1	2016	6	13	1,984	9.53	105	20,810	830	1,154	41.83	58.17
5	21	2016	7	12	1,982	9.52	106	20,810	658	1,324	33.20	66.80
3	19	2016	7	14	1,981	9.52	107	20,810	906	1,075	45.73	54.27
5	22	2016	1	19	1,981	9.52	108	20,810	1,302	679	65.72	34.28
10	23	2016	1	16	1,980	9.51	109	20,810	1,057	923	53.38	46.62
12	27	2016	3	16	1,980	9.51	110	20,810	1,057	923	53.38	46.62
7	10	2016	1	17	1,979	9.51	111	20,810	1,079	900	54.52	45.48
5	1	2016	1	16	1,977	9.50	112	20,810	947	1,030	47.90	52.10
9	4	2016	1	12	1,973	9.48	113	20,810	844	1,129	42.78	57.22
10	10	2016	2	15	1,973	9.48	114	20,810	1,192	781	60.42	39.58
8	27	2016	7	14	1,972	9.48	115	20,810	904	1,068	45.84	54.16
1	2	2016	7	16	1,970	9.47	116	20,810	1,034	936	52.49	47.51
9	2	2016	6	15	1,970	9.47	117	20,810	945	1,025	47.97	52.03
3	25	2016	6	17	1,969	9.46	118	20,810	991	978	50.33	49.67

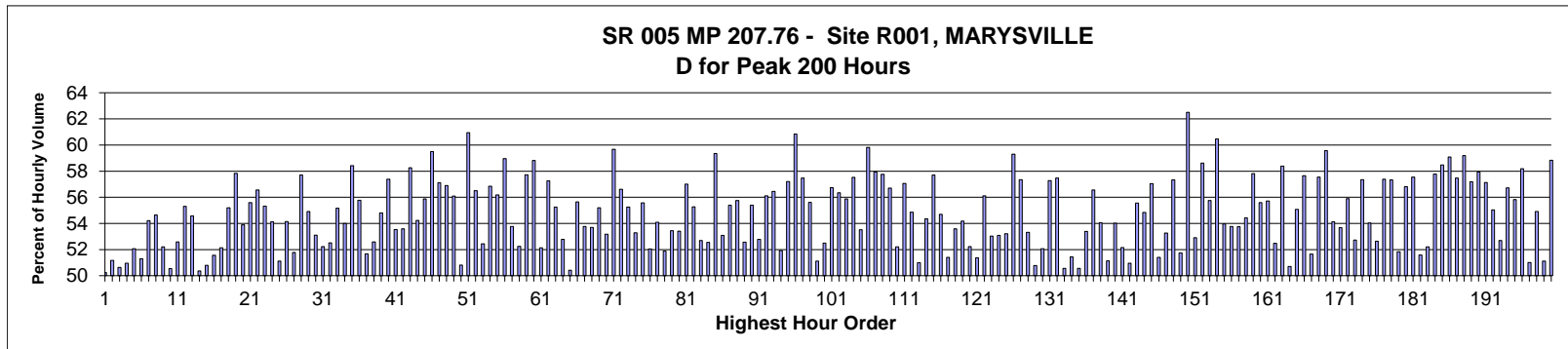
MO	DY	YR	DAY OF WK	HR	HR VOL	PERCENT OF AADT	HOUR NUMBER	AADT	NORTH VOLUME	SOUTH VOLUME	PERCENT NORTH IS OF TOTAL VOLUME	PERCENT SOUTH IS OF TOTAL VOLUME
12	17	2016	7	15	1,968	9.46	119	20,810	1,068	900	54.27	45.73
5	28	2016	7	12	1,967	9.45	120	20,810	995	972	50.58	49.42
9	5	2016	2	13	1,967	9.45	121	20,810	947	1,020	48.14	51.86
7	16	2016	7	15	1,964	9.44	122	20,810	902	1,062	45.93	54.07
9	4	2016	1	13	1,964	9.44	123	20,810	932	1,032	47.45	52.55
5	20	2016	6	15	1,963	9.43	124	20,810	867	1,096	44.17	55.83
9	4	2016	1	14	1,963	9.43	125	20,810	912	1,051	46.46	53.54
11	13	2016	1	16	1,963	9.43	126	20,810	1,163	800	59.25	40.75
2	13	2016	7	14	1,962	9.43	127	20,810	1,012	950	51.58	48.42
5	21	2016	7	13	1,962	9.43	128	20,810	697	1,265	35.52	64.48
7	10	2016	1	16	1,962	9.43	129	20,810	1,081	881	55.10	44.90
5	23	2016	2	19	1,960	9.42	130	20,810	1,631	329	83.21	16.79
7	30	2016	7	16	1,959	9.41	131	20,810	999	960	51.00	49.00
8	12	2016	6	16	1,958	9.41	132	20,810	914	1,044	46.68	53.32
9	2	2016	6	18	1,957	9.40	133	20,810	989	968	50.54	49.46
5	20	2016	6	18	1,956	9.40	134	20,810	849	1,107	43.40	56.60
7	29	2016	6	15	1,956	9.40	135	20,810	876	1,080	44.79	55.21
10	23	2016	1	17	1,955	9.39	136	20,810	1,070	885	54.73	45.27
6	26	2016	1	16	1,954	9.39	137	20,810	1,077	877	55.12	44.88
7	24	2016	1	16	1,953	9.38	138	20,810	1,082	871	55.40	44.60
9	4	2016	1	15	1,950	9.37	139	20,810	1,004	946	51.49	48.51
7	30	2016	7	15	1,948	9.36	140	20,810	924	1,024	47.43	52.57
8	20	2016	7	11	1,948	9.36	141	20,810	887	1,061	45.53	54.47
8	20	2016	7	12	1,948	9.36	142	20,810	852	1,096	43.74	56.26
7	24	2016	1	17	1,947	9.36	143	20,810	1,113	834	57.16	42.84
12	17	2016	7	14	1,945	9.35	144	20,810	931	1,014	47.87	52.13
2	13	2016	7	12	1,944	9.34	145	20,810	1,057	887	54.37	45.63
5	20	2016	6	16	1,944	9.34	146	20,810	772	1,172	39.71	60.29
8	20	2016	7	16	1,944	9.34	147	20,810	1,005	939	51.70	48.30
9	18	2016	1	16	1,944	9.34	148	20,810	1,133	811	58.28	41.72
7	22	2016	6	15	1,943	9.34	149	20,810	977	966	50.28	49.72
7	29	2016	6	18	1,943	9.34	150	20,810	848	1,095	43.64	56.36
8	28	2016	1	18	1,942	9.33	151	20,810	1,258	684	64.78	35.22
8	6	2016	7	12	1,940	9.32	152	20,810	898	1,042	46.29	53.71
8	12	2016	6	15	1,939	9.32	153	20,810	923	1,016	47.60	52.40
6	19	2016	1	16	1,937	9.31	154	20,810	1,034	903	53.38	46.62
7	17	2016	1	17	1,936	9.30	155	20,810	1,138	798	58.78	41.22
3	25	2016	6	14	1,935	9.30	156	20,810	910	1,025	47.03	52.97
7	3	2016	1	15	1,933	9.29	157	20,810	1,106	827	57.22	42.78
8	13	2016	7	11	1,933	9.29	158	20,810	876	1,057	45.32	54.68
5	21	2016	7	15	1,932	9.28	159	20,810	790	1,142	40.89	59.11
6	24	2016	6	17	1,932	9.28	160	20,810	790	1,142	40.89	59.11
12	4	2016	1	16	1,931	9.28	161	20,810	1,089	842	56.40	43.60
6	26	2016	1	15	1,929	9.27	162	20,810	1,026	903	53.19	46.81
8	28	2016	1	12	1,928	9.26	163	20,810	758	1,170	39.32	60.68
7	2	2016	7	14	1,927	9.26	164	20,810	873	1,054	45.30	54.70
7	23	2016	7	11	1,927	9.26	165	20,810	807	1,120	41.88	58.12
8	13	2016	7	12	1,927	9.26	166	20,810	855	1,072	44.37	55.63
3	25	2016	6	13	1,926	9.26	167	20,810	797	1,129	41.38	58.62
7	1	2016	6	17	1,926	9.26	168	20,810	1,043	883	54.15	45.85
1	2	2016	7	17	1,924	9.25	169	20,810	998	926	51.87	48.13



MO	DY	YR	DAY OF WK	HR	HR VOL	PERCENT OF AADT	HOUR NUMBER	AADT	NORTH VOLUME	SOUTH VOLUME	PERCENT NORTH IS OF TOTAL VOLUME	PERCENT SOUTH IS OF TOTAL VOLUME
4	3	2016	1	16	1,924	9.25	170	20,810	1,100	824	57.17	42.83
7	24	2016	1	18	1,924	9.25	171	20,810	1,121	803	58.26	41.74
7	30	2016	7	11	1,924	9.25	172	20,810	811	1,113	42.15	57.85
4	10	2016	1	15	1,923	9.24	173	20,810	985	938	51.22	48.78
7	17	2016	1	13	1,923	9.24	174	20,810	852	1,071	44.31	55.69
7	2	2016	7	16	1,918	9.22	175	20,810	1,171	747	61.05	38.95
7	16	2016	7	13	1,918	9.22	176	20,810	789	1,129	41.14	58.86
8	12	2016	6	18	1,918	9.22	177	20,810	843	1,075	43.95	56.05
4	24	2016	1	15	1,916	9.21	178	20,810	993	923	51.83	48.17
7	29	2016	6	16	1,916	9.21	179	20,810	875	1,041	45.67	54.33
8	26	2016	6	12	1,916	9.21	180	20,810	798	1,118	41.65	58.35
8	28	2016	1	14	1,916	9.21	181	20,810	901	1,015	47.03	52.97
3	18	2016	6	15	1,915	9.20	182	20,810	906	1,009	47.31	52.69
5	22	2016	1	18	1,913	9.19	183	20,810	1,262	651	65.97	34.03
8	28	2016	1	13	1,913	9.19	184	20,810	814	1,099	42.55	57.45
7	17	2016	1	14	1,912	9.19	185	20,810	893	1,019	46.71	53.29
7	23	2016	7	13	1,911	9.18	186	20,810	815	1,096	42.65	57.35
8	14	2016	1	18	1,910	9.18	187	20,810	1,091	819	57.12	42.88
8	27	2016	7	15	1,910	9.18	188	20,810	881	1,029	46.13	53.87
7	15	2016	6	16	1,908	9.17	189	20,810	876	1,032	45.91	54.09
8	26	2016	6	17	1,908	9.17	190	20,810	949	959	49.74	50.26
9	10	2016	7	12	1,908	9.17	191	20,810	815	1,093	42.71	57.29
2	14	2016	1	17	1,906	9.16	192	20,810	1,000	906	52.47	47.53
3	26	2016	7	16	1,905	9.15	193	20,810	1,040	865	54.59	45.41
7	4	2016	2	16	1,905	9.15	194	20,810	675	1,230	35.43	64.57
7	16	2016	7	12	1,904	9.15	195	20,810	821	1,083	43.12	56.88
8	20	2016	7	15	1,904	9.15	196	20,810	872	1,032	45.80	54.20
5	28	2016	7	11	1,902	9.14	197	20,810	967	935	50.84	49.16
8	12	2016	6	12	1,902	9.14	198	20,810	847	1,055	44.53	55.47
8	27	2016	7	16	1,902	9.14	199	20,810	951	951	50.00	50.00
5	20	2016	6	14	1,901	9.14	200	20,810	770	1,131	40.50	59.50



AADT= 91,432      K 30 FACTOR= 8.59      K 100 FACTOR= 8.10      K 200 FACTOR= 7.77      D 30 FACTOR= 53.11



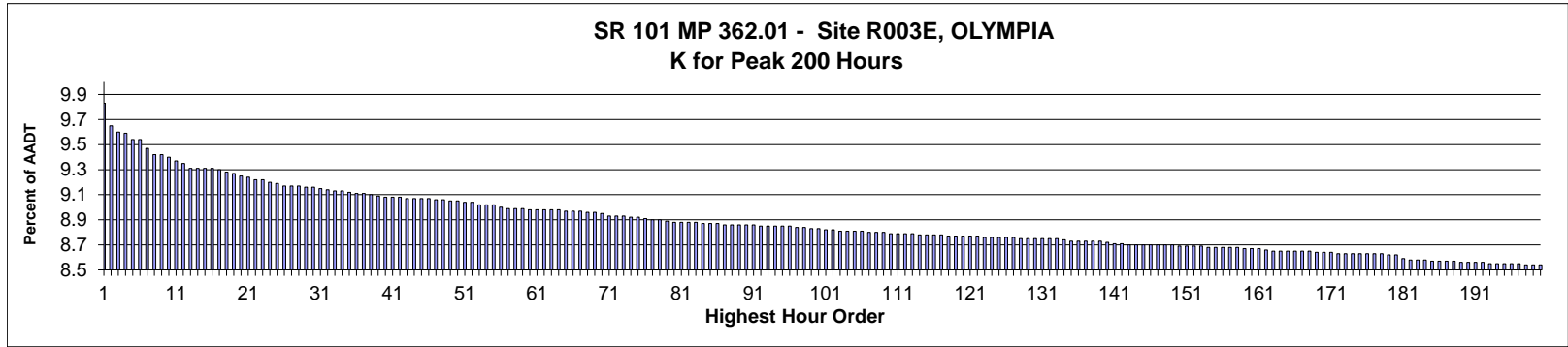
MO	DY	YR	DAY OF WK	HR	HR VOL	PERCENT OF AADT	HOUR NUMBER	AADT	NORTH VOLUME	SOUTH VOLUME	PERCENT NORTH IS OF TOTAL VOLUME	PERCENT SOUTH IS OF TOTAL VOLUME
4	2	2016	7	16	8,643	9.45	1	91,432	4,302	4,341	49.77	50.23
4	3	2016	1	15	8,512	9.31	2	91,432	4,356	4,156	51.17	48.83
4	9	2016	7	15	8,458	9.25	3	91,432	4,175	4,283	49.36	50.64
4	9	2016	7	16	8,458	9.25	4	91,432	4,149	4,309	49.05	50.95
4	2	2016	7	17	8,340	9.12	5	91,432	3,998	4,342	47.94	52.06
4	10	2016	1	16	8,301	9.08	6	91,432	4,043	4,258	48.70	51.30
4	9	2016	7	14	8,279	9.05	7	91,432	4,488	3,791	54.21	45.79
4	9	2016	7	17	8,262	9.04	8	91,432	3,748	4,514	45.36	54.64
4	2	2016	7	15	8,222	8.99	9	91,432	4,292	3,930	52.20	47.80
4	10	2016	1	14	8,170	8.94	10	91,432	4,129	4,041	50.54	49.46
4	3	2016	1	14	8,131	8.89	11	91,432	4,276	3,855	52.59	47.41
4	2	2016	7	12	8,119	8.88	12	91,432	4,490	3,629	55.30	44.70
4	9	2016	7	13	8,115	8.88	13	91,432	4,428	3,687	54.57	45.43
4	10	2016	1	15	8,056	8.81	14	91,432	3,999	4,057	49.64	50.36
4	3	2016	1	16	8,043	8.80	15	91,432	4,085	3,958	50.79	49.21
4	8	2016	6	16	8,038	8.79	16	91,432	4,144	3,894	51.56	48.44

MO	DY	YR	DAY OF WK	HR	HR VOL	PERCENT OF AADT	HOUR NUMBER	AADT	NORTH VOLUME	SOUTH VOLUME	PERCENT NORTH IS OF TOTAL VOLUME	PERCENT SOUTH IS OF TOTAL VOLUME
4	2	2016	7	14	8,005	8.76	17	91,432	4,174	3,831	52.14	47.86
4	9	2016	7	12	7,978	8.73	18	91,432	4,404	3,574	55.20	44.80
4	10	2016	1	17	7,958	8.70	19	91,432	3,356	4,602	42.17	57.83
4	1	2016	6	17	7,957	8.70	20	91,432	4,289	3,668	53.90	46.10
4	3	2016	1	13	7,936	8.68	21	91,432	4,412	3,524	55.59	44.41
6	10	2016	6	16	7,935	8.68	22	91,432	4,488	3,447	56.56	43.44
4	2	2016	7	13	7,910	8.65	23	91,432	4,376	3,534	55.32	44.68
3	25	2016	6	16	7,899	8.64	24	91,432	4,276	3,623	54.13	45.87
4	8	2016	6	15	7,898	8.64	25	91,432	4,037	3,861	51.11	48.89
6	25	2016	7	13	7,892	8.63	26	91,432	3,619	4,273	45.86	54.14
4	8	2016	6	17	7,871	8.61	27	91,432	4,075	3,796	51.77	48.23
4	3	2016	1	17	7,861	8.60	28	91,432	3,325	4,536	42.30	57.70
4	15	2016	6	17	7,860	8.60	29	91,432	4,317	3,543	54.92	45.08
4	1	2016	6	16	7,858	8.59	30	91,432	4,173	3,685	53.11	46.89
4	10	2016	1	13	7,809	8.54	31	91,432	4,079	3,730	52.23	47.77
4	7	2016	5	17	7,802	8.53	32	91,432	4,097	3,705	52.51	47.49
4	17	2016	1	16	7,784	8.51	33	91,432	3,490	4,294	44.84	55.16
4	8	2016	6	18	7,783	8.51	34	91,432	4,202	3,581	53.99	46.01
4	10	2016	1	18	7,777	8.51	35	91,432	3,233	4,544	41.57	58.43
3	25	2016	6	17	7,775	8.50	36	91,432	4,337	3,438	55.78	44.22
4	8	2016	6	14	7,762	8.49	37	91,432	4,011	3,751	51.67	48.33
4	10	2016	1	12	7,758	8.48	38	91,432	4,079	3,679	52.58	47.42
5	20	2016	6	17	7,747	8.47	39	91,432	4,246	3,501	54.81	45.19
6	10	2016	6	17	7,746	8.47	40	91,432	4,445	3,301	57.38	42.62
4	15	2016	6	16	7,728	8.45	41	91,432	4,137	3,591	53.53	46.47
4	1	2016	6	15	7,692	8.41	42	91,432	4,121	3,571	53.58	46.42
6	17	2016	6	16	7,691	8.41	43	91,432	4,481	3,210	58.26	41.74
12	30	2016	6	16	7,684	8.40	44	91,432	4,167	3,517	54.23	45.77
7	15	2016	6	16	7,676	8.40	45	91,432	4,289	3,387	55.88	44.12
6	24	2016	6	17	7,664	8.38	46	91,432	4,559	3,105	59.49	40.51
3	18	2016	6	17	7,652	8.37	47	91,432	4,370	3,282	57.11	42.89
7	1	2016	6	15	7,641	8.36	48	91,432	4,348	3,293	56.90	43.10
4	15	2016	6	18	7,639	8.35	49	91,432	4,285	3,354	56.09	43.91
6	19	2016	1	13	7,632	8.35	50	91,432	3,754	3,878	49.19	50.81
5	27	2016	6	17	7,631	8.35	51	91,432	4,650	2,981	60.94	39.06
7	15	2016	6	17	7,625	8.34	52	91,432	4,309	3,316	56.51	43.49
3	26	2016	7	16	7,615	8.33	53	91,432	3,993	3,622	52.44	47.56
6	24	2016	6	16	7,611	8.32	54	91,432	4,326	3,285	56.84	43.16
3	25	2016	6	18	7,610	8.32	55	91,432	4,275	3,335	56.18	43.82
7	1	2016	6	17	7,590	8.30	56	91,432	4,474	3,116	58.95	41.05
7	1	2016	6	14	7,589	8.30	57	91,432	4,080	3,509	53.76	46.24
6	19	2016	1	14	7,585	8.30	58	91,432	3,622	3,963	47.75	52.25
4	2	2016	7	11	7,575	8.28	59	91,432	4,372	3,203	57.72	42.28
6	10	2016	6	18	7,557	8.27	60	91,432	4,445	3,112	58.82	41.18
7	16	2016	7	12	7,551	8.26	61	91,432	3,937	3,614	52.14	47.86
7	2	2016	7	12	7,548	8.26	62	91,432	4,322	3,226	57.26	42.74
4	1	2016	6	18	7,547	8.25	63	91,432	4,170	3,377	55.25	44.75
4	7	2016	5	16	7,543	8.25	64	91,432	3,982	3,561	52.79	47.21
6	18	2016	7	15	7,540	8.25	65	91,432	3,802	3,738	50.42	49.58
12	30	2016	6	15	7,538	8.24	66	91,432	4,194	3,344	55.64	44.36
5	20	2016	6	16	7,530	8.24	67	91,432	4,049	3,481	53.77	46.23

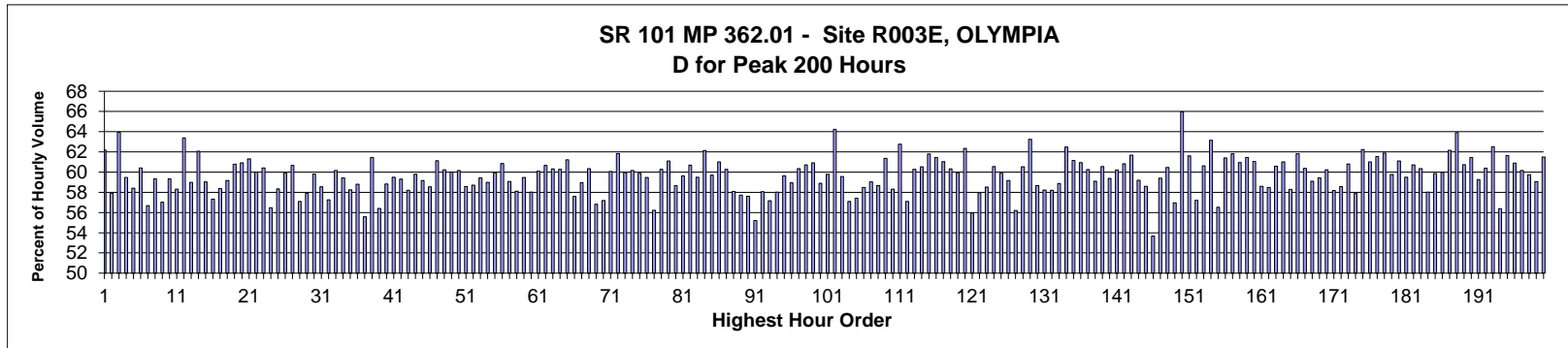
MO	DY	YR	DAY OF WK	HR	HR VOL	PERCENT OF AADT	HOUR NUMBER	AADT	NORTH VOLUME	SOUTH VOLUME	PERCENT NORTH IS OF TOTAL VOLUME	PERCENT SOUTH IS OF TOTAL VOLUME
3	26	2016	7	15	7,529	8.23	68	91,432	4,043	3,486	53.70	46.30
7	17	2016	1	16	7,528	8.23	69	91,432	3,373	4,155	44.81	55.19
7	15	2016	6	14	7,527	8.23	70	91,432	4,002	3,525	53.17	46.83
5	27	2016	6	16	7,525	8.23	71	91,432	4,491	3,034	59.68	40.32
6	10	2016	6	15	7,517	8.22	72	91,432	4,255	3,262	56.61	43.39
4	3	2016	1	12	7,510	8.21	73	91,432	4,149	3,361	55.25	44.75
6	10	2016	6	14	7,508	8.21	74	91,432	4,000	3,508	53.28	46.72
7	15	2016	6	15	7,508	8.21	75	91,432	4,172	3,336	55.57	44.43
7	17	2016	1	15	7,507	8.21	76	91,432	3,600	3,907	47.96	52.04
7	16	2016	7	15	7,504	8.21	77	91,432	4,058	3,446	54.08	45.92
4	17	2016	1	15	7,497	8.20	78	91,432	3,607	3,890	48.11	51.89
7	17	2016	1	14	7,487	8.19	79	91,432	3,486	4,001	46.56	53.44
2	13	2016	7	12	7,478	8.18	80	91,432	3,994	3,484	53.41	46.59
4	9	2016	7	11	7,476	8.18	81	91,432	4,261	3,215	57.00	43.00
7	8	2016	6	15	7,469	8.17	82	91,432	4,128	3,341	55.27	44.73
12	30	2016	6	17	7,460	8.16	83	91,432	3,931	3,529	52.69	47.31
7	9	2016	7	12	7,457	8.16	84	91,432	3,918	3,539	52.54	47.46
4	17	2016	1	17	7,449	8.15	85	91,432	3,027	4,422	40.64	59.36
7	17	2016	1	13	7,446	8.14	86	91,432	3,494	3,952	46.92	53.08
4	15	2016	6	15	7,442	8.14	87	91,432	4,122	3,320	55.39	44.61
7	1	2016	6	16	7,440	8.14	88	91,432	4,148	3,292	55.75	44.25
4	7	2016	5	15	7,439	8.14	89	91,432	3,910	3,529	52.56	47.44
5	20	2016	6	18	7,439	8.14	90	91,432	4,121	3,318	55.40	44.60
7	1	2016	6	13	7,424	8.12	91	91,432	3,919	3,505	52.79	47.21
7	8	2016	6	16	7,421	8.12	92	91,432	4,165	3,256	56.12	43.88
7	8	2016	6	17	7,420	8.12	93	91,432	4,189	3,231	56.46	43.54
6	19	2016	1	16	7,418	8.11	94	91,432	3,566	3,852	48.07	51.93
3	18	2016	6	16	7,417	8.11	95	91,432	4,243	3,174	57.21	42.79
7	1	2016	6	18	7,412	8.11	96	91,432	4,509	2,903	60.83	39.17
2	19	2016	6	17	7,409	8.10	97	91,432	4,258	3,151	57.47	42.53
6	17	2016	6	15	7,409	8.10	98	91,432	4,120	3,289	55.61	44.39
6	25	2016	7	14	7,406	8.10	99	91,432	3,621	3,785	48.89	51.11
4	1	2016	6	14	7,402	8.10	100	91,432	3,885	3,517	52.49	47.51
6	3	2016	6	16	7,397	8.09	101	91,432	4,197	3,200	56.74	43.26
4	9	2016	7	18	7,395	8.09	102	91,432	3,228	4,167	43.65	56.35
6	30	2016	5	16	7,391	8.08	103	91,432	4,129	3,262	55.87	44.13
7	15	2016	6	18	7,389	8.08	104	91,432	4,251	3,138	57.53	42.47
3	25	2016	6	15	7,385	8.08	105	91,432	3,952	3,433	53.51	46.49
5	27	2016	6	15	7,380	8.07	106	91,432	4,414	2,966	59.81	40.19
6	30	2016	5	17	7,375	8.07	107	91,432	4,272	3,103	57.93	42.07
5	13	2016	6	17	7,374	8.07	108	91,432	4,259	3,115	57.76	42.24
3	18	2016	6	18	7,372	8.06	109	91,432	4,180	3,192	56.70	43.30
12	26	2016	2	16	7,370	8.06	110	91,432	3,847	3,523	52.20	47.80
6	17	2016	6	17	7,369	8.06	111	91,432	4,205	3,164	57.06	42.94
7	17	2016	1	17	7,359	8.05	112	91,432	3,322	4,037	45.14	54.86
3	27	2016	1	14	7,358	8.05	113	91,432	3,752	3,606	50.99	49.01
3	26	2016	7	13	7,353	8.04	114	91,432	3,996	3,357	54.35	45.65
7	2	2016	7	15	7,353	8.04	115	91,432	4,243	3,110	57.70	42.30
3	26	2016	7	12	7,348	8.04	116	91,432	4,019	3,329	54.70	45.30
7	16	2016	7	11	7,346	8.03	117	91,432	3,776	3,570	51.40	48.60
7	16	2016	7	14	7,346	8.03	118	91,432	3,937	3,409	53.59	46.41

MO	DY	YR	DAY OF WK	HR	HR VOL	PERCENT OF AADT	HOUR NUMBER	AADT	NORTH VOLUME	SOUTH VOLUME	PERCENT NORTH IS OF TOTAL VOLUME	PERCENT SOUTH IS OF TOTAL VOLUME
5	20	2016	6	15	7,335	8.02	119	91,432	3,974	3,361	54.18	45.82
7	10	2016	1	14	7,335	8.02	120	91,432	3,505	3,830	47.78	52.22
6	19	2016	1	15	7,331	8.02	121	91,432	3,566	3,765	48.64	51.36
7	2	2016	7	14	7,330	8.02	122	91,432	4,113	3,217	56.11	43.89
7	10	2016	1	16	7,330	8.02	123	91,432	3,442	3,888	46.96	53.04
7	9	2016	7	16	7,327	8.01	124	91,432	3,889	3,438	53.08	46.92
12	26	2016	2	13	7,326	8.01	125	91,432	3,428	3,898	46.79	53.21
6	24	2016	6	18	7,325	8.01	126	91,432	4,344	2,981	59.30	40.70
7	2	2016	7	13	7,323	8.01	127	91,432	4,199	3,124	57.34	42.66
7	9	2016	7	13	7,317	8.00	128	91,432	3,901	3,416	53.31	46.69
4	17	2016	1	14	7,315	8.00	129	91,432	3,601	3,714	49.23	50.77
7	10	2016	1	13	7,313	8.00	130	91,432	3,506	3,807	47.94	52.06
7	2	2016	7	11	7,289	7.97	131	91,432	4,175	3,114	57.28	42.72
2	26	2016	6	16	7,277	7.96	132	91,432	4,183	3,094	57.48	42.52
12	26	2016	2	15	7,277	7.96	133	91,432	3,680	3,597	50.57	49.43
6	18	2016	7	14	7,276	7.96	134	91,432	3,742	3,534	51.43	48.57
6	26	2016	1	14	7,273	7.95	135	91,432	3,596	3,677	49.44	50.56
7	9	2016	7	15	7,273	7.95	136	91,432	3,883	3,390	53.39	46.61
6	24	2016	6	15	7,267	7.95	137	91,432	4,110	3,157	56.56	43.44
12	26	2016	2	12	7,253	7.93	138	91,432	3,333	3,920	45.95	54.05
7	5	2016	3	15	7,252	7.93	139	91,432	3,544	3,708	48.87	51.13
7	17	2016	1	12	7,247	7.93	140	91,432	3,332	3,915	45.98	54.02
4	7	2016	5	18	7,244	7.92	141	91,432	3,778	3,466	52.15	47.85
7	10	2016	1	15	7,241	7.92	142	91,432	3,551	3,690	49.04	50.96
3	31	2016	5	17	7,238	7.92	143	91,432	4,021	3,217	55.55	44.45
7	9	2016	7	14	7,238	7.92	144	91,432	3,969	3,269	54.84	45.16
5	27	2016	6	14	7,235	7.91	145	91,432	4,127	3,108	57.04	42.96
6	19	2016	1	12	7,234	7.91	146	91,432	3,718	3,516	51.40	48.60
4	8	2016	6	13	7,233	7.91	147	91,432	3,853	3,380	53.27	46.73
4	2	2016	7	18	7,232	7.91	148	91,432	3,086	4,146	42.67	57.33
7	16	2016	7	16	7,231	7.91	149	91,432	3,741	3,490	51.74	48.26
4	3	2016	1	18	7,224	7.90	150	91,432	2,708	4,516	37.49	62.51
6	26	2016	1	16	7,224	7.90	151	91,432	3,402	3,822	47.09	52.91
7	2	2016	7	16	7,224	7.90	152	91,432	4,235	2,989	58.62	41.38
4	6	2016	4	17	7,220	7.90	153	91,432	4,025	3,195	55.75	44.25
4	9	2016	7	10	7,220	7.90	154	91,432	4,366	2,854	60.47	39.53
4	7	2016	5	14	7,217	7.89	155	91,432	3,895	3,322	53.97	46.03
7	17	2016	1	18	7,217	7.89	156	91,432	3,337	3,880	46.24	53.76
7	16	2016	7	13	7,213	7.89	157	91,432	3,876	3,337	53.74	46.26
3	26	2016	7	14	7,211	7.89	158	91,432	3,924	3,287	54.42	45.58
2	5	2016	6	17	7,202	7.88	159	91,432	4,164	3,038	57.82	42.18
7	5	2016	3	14	7,197	7.87	160	91,432	3,196	4,001	44.41	55.59
7	8	2016	6	18	7,193	7.87	161	91,432	4,007	3,186	55.71	44.29
12	30	2016	6	14	7,192	7.87	162	91,432	3,774	3,418	52.47	47.53
5	13	2016	6	18	7,189	7.86	163	91,432	4,197	2,992	58.38	41.62
3	19	2016	7	16	7,188	7.86	164	91,432	3,645	3,543	50.71	49.29
12	28	2016	4	17	7,186	7.86	165	91,432	3,957	3,229	55.07	44.93
5	13	2016	6	16	7,185	7.86	166	91,432	4,143	3,042	57.66	42.34
7	1	2016	6	12	7,184	7.86	167	91,432	3,711	3,473	51.66	48.34
2	12	2016	6	17	7,179	7.85	168	91,432	4,131	3,048	57.54	42.46
5	27	2016	6	18	7,179	7.85	169	91,432	4,276	2,903	59.56	40.44

MO	DY	YR	DAY OF WK	HR	HR VOL	PERCENT OF AADT	HOUR NUMBER	AADT	NORTH VOLUME	SOUTH VOLUME	PERCENT NORTH IS OF TOTAL VOLUME	PERCENT SOUTH IS OF TOTAL VOLUME
3	19	2016	7	12	7,178	7.85	170	91,432	3,885	3,293	54.12	45.88
3	27	2016	1	13	7,178	7.85	171	91,432	3,853	3,325	53.68	46.32
6	26	2016	1	17	7,178	7.85	172	91,432	3,166	4,012	44.11	55.89
6	17	2016	6	14	7,177	7.85	173	91,432	3,784	3,393	52.72	47.28
7	14	2016	5	17	7,173	7.85	174	91,432	4,114	3,059	57.35	42.65
4	6	2016	4	16	7,172	7.84	175	91,432	3,876	3,296	54.04	45.96
6	24	2016	6	14	7,172	7.84	176	91,432	3,775	3,397	52.64	47.36
6	16	2016	5	17	7,170	7.84	177	91,432	4,114	3,056	57.38	42.62
12	16	2016	6	17	7,167	7.84	178	91,432	4,109	3,058	57.33	42.67
6	26	2016	1	15	7,166	7.84	179	91,432	3,452	3,714	48.17	51.83
2	12	2016	6	16	7,164	7.84	180	91,432	4,070	3,094	56.81	43.19
6	17	2016	6	18	7,157	7.83	181	91,432	4,119	3,038	57.55	42.45
3	25	2016	6	14	7,149	7.82	182	91,432	3,688	3,461	51.59	48.41
7	15	2016	6	13	7,145	7.81	183	91,432	3,730	3,415	52.20	47.80
7	7	2016	5	17	7,143	7.81	184	91,432	4,127	3,016	57.78	42.22
2	19	2016	6	16	7,137	7.81	185	91,432	4,173	2,964	58.47	41.53
1	29	2016	6	17	7,136	7.80	186	91,432	4,216	2,920	59.08	40.92
6	3	2016	6	17	7,131	7.80	187	91,432	4,098	3,033	57.47	42.53
6	3	2016	6	18	7,129	7.80	188	91,432	4,220	2,909	59.19	40.81
4	11	2016	2	17	7,126	7.79	189	91,432	4,075	3,051	57.18	42.82
2	26	2016	6	17	7,123	7.79	190	91,432	4,127	2,996	57.94	42.06
12	22	2016	5	16	7,122	7.79	191	91,432	4,069	3,053	57.13	42.87
12	28	2016	4	16	7,120	7.79	192	91,432	3,918	3,202	55.03	44.97
7	1	2016	6	11	7,119	7.79	193	91,432	3,367	3,752	47.30	52.70
7	14	2016	5	16	7,119	7.79	194	91,432	4,038	3,081	56.72	43.28
4	10	2016	1	19	7,118	7.79	195	91,432	3,145	3,973	44.18	55.82
3	11	2016	6	18	7,117	7.78	196	91,432	4,141	2,976	58.18	41.82
7	9	2016	7	17	7,116	7.78	197	91,432	3,629	3,487	51.00	49.00
3	27	2016	1	18	7,108	7.77	198	91,432	3,204	3,904	45.08	54.92
7	8	2016	6	14	7,108	7.77	199	91,432	3,633	3,475	51.11	48.89
5	28	2016	7	13	7,107	7.77	200	91,432	4,182	2,925	58.84	41.16



**AADT= 50,501      K 30 FACTOR= 9.16      K 100 FACTOR= 8.83      K 200 FACTOR= 8.54      D 30 FACTOR= 59.81**



MO	DY	YR	DAY OF WK	HR	HR VOL	PERCENT OF AADT	HOUR NUMBER	AADT	EAST VOLUME	WEST VOLUME	PERCENT EAST IS OF TOTAL VOLUME	PERCENT WEST IS OF TOTAL VOLUME
9	23	2016	6	18	4,962	9.83	1	50,501	1,876	3,086	37.81	62.19
9	9	2016	6	17	4,871	9.65	2	50,501	2,050	2,821	42.09	57.91
9	2	2016	6	17	4,846	9.60	3	50,501	1,748	3,098	36.07	63.93
9	30	2016	6	17	4,843	9.59	4	50,501	1,963	2,880	40.53	59.47
9	16	2016	6	18	4,818	9.54	5	50,501	2,004	2,814	41.59	58.41
9	30	2016	6	18	4,818	9.54	6	50,501	1,907	2,911	39.58	60.42
11	4	2016	6	17	4,782	9.47	7	50,501	2,071	2,711	43.31	56.69
5	6	2016	6	17	4,759	9.42	8	50,501	1,936	2,823	40.68	59.32
5	13	2016	6	17	4,758	9.42	9	50,501	2,045	2,713	42.98	57.02
9	16	2016	6	17	4,747	9.40	10	50,501	1,930	2,817	40.66	59.34
9	6	2016	3	17	4,732	9.37	11	50,501	1,973	2,759	41.69	58.31
9	2	2016	6	18	4,720	9.35	12	50,501	1,728	2,992	36.61	63.39
10	7	2016	6	17	4,704	9.31	13	50,501	1,929	2,775	41.01	58.99
4	15	2016	6	18	4,702	9.31	14	50,501	1,784	2,918	37.94	62.06
9	8	2016	5	17	4,701	9.31	15	50,501	1,926	2,775	40.97	59.03
11	4	2016	6	18	4,700	9.31	16	50,501	2,006	2,694	42.68	57.32

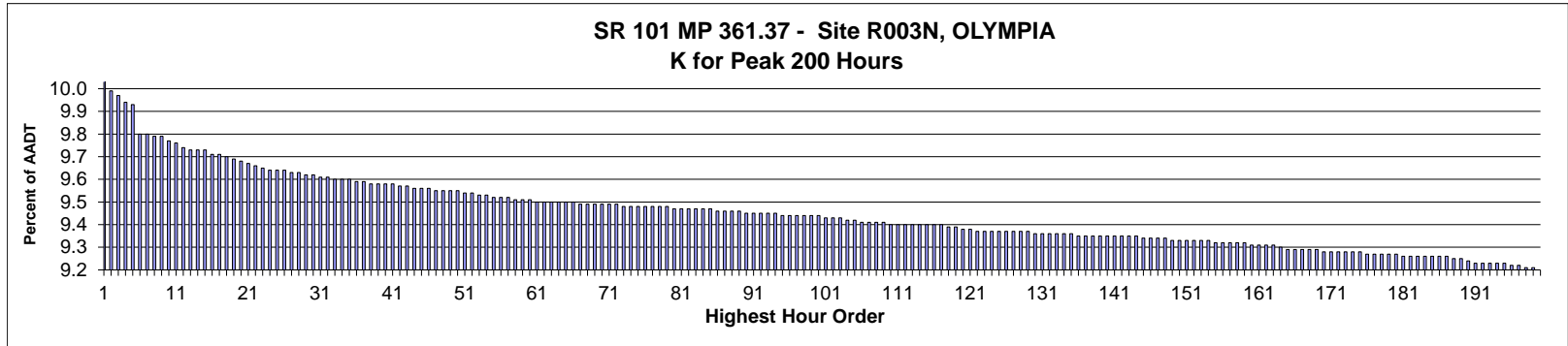
MO	DY	YR	DAY OF WK	HR	HR VOL	PERCENT OF AADT	HOUR NUMBER	AADT	EAST VOLUME	WEST VOLUME	PERCENT EAST IS OF TOTAL VOLUME	PERCENT WEST IS OF TOTAL VOLUME
10	28	2016	6	17	4,699	9.30	17	50,501	1,956	2,743	41.63	58.37
9	22	2016	5	17	4,687	9.28	18	50,501	1,914	2,773	40.84	59.16
3	25	2016	6	18	4,683	9.27	19	50,501	1,837	2,846	39.23	60.77
5	13	2016	6	18	4,672	9.25	20	50,501	1,826	2,846	39.08	60.92
9	2	2016	6	16	4,667	9.24	21	50,501	1,805	2,862	38.68	61.32
2	12	2016	6	17	4,657	9.22	22	50,501	1,863	2,794	40.00	60.00
5	6	2016	6	18	4,654	9.22	23	50,501	1,842	2,812	39.58	60.42
5	6	2016	6	16	4,644	9.20	24	50,501	2,021	2,623	43.52	56.48
11	18	2016	6	17	4,641	9.19	25	50,501	1,934	2,707	41.67	58.33
10	28	2016	6	18	4,631	9.17	26	50,501	1,857	2,774	40.10	59.90
5	20	2016	6	18	4,630	9.17	27	50,501	1,821	2,809	39.33	60.67
10	7	2016	6	18	4,629	9.17	28	50,501	1,986	2,643	42.90	57.10
9	14	2016	4	17	4,626	9.16	29	50,501	1,947	2,679	42.09	57.91
3	18	2016	6	17	4,625	9.16	30	50,501	1,859	2,766	40.19	59.81
9	9	2016	6	16	4,622	9.15	31	50,501	1,916	2,706	41.45	58.55
11	10	2016	5	17	4,615	9.14	32	50,501	1,972	2,643	42.73	57.27
4	15	2016	6	17	4,611	9.13	33	50,501	1,837	2,774	39.84	60.16
3	25	2016	6	17	4,609	9.13	34	50,501	1,870	2,739	40.57	59.43
4	1	2016	6	17	4,607	9.12	35	50,501	1,923	2,684	41.74	58.26
12	16	2016	6	17	4,602	9.11	36	50,501	1,896	2,706	41.20	58.80
10	11	2016	3	17	4,600	9.11	37	50,501	2,044	2,556	44.43	55.57
12	30	2016	6	17	4,598	9.10	38	50,501	1,773	2,825	38.56	61.44
9	9	2016	6	18	4,589	9.09	39	50,501	2,001	2,588	43.60	56.40
4	7	2016	5	17	4,587	9.08	40	50,501	1,889	2,698	41.18	58.82
9	29	2016	5	17	4,585	9.08	41	50,501	1,857	2,728	40.50	59.50
4	1	2016	6	18	4,583	9.08	42	50,501	1,865	2,718	40.69	59.31
5	12	2016	5	17	4,582	9.07	43	50,501	1,915	2,667	41.79	58.21
9	27	2016	3	18	4,582	9.07	44	50,501	1,843	2,739	40.22	59.78
11	18	2016	6	18	4,581	9.07	45	50,501	1,870	2,711	40.82	59.18
9	27	2016	3	17	4,580	9.07	46	50,501	1,899	2,681	41.46	58.54
9	29	2016	5	18	4,577	9.06	47	50,501	1,779	2,798	38.87	61.13
3	18	2016	6	18	4,575	9.06	48	50,501	1,819	2,756	39.76	60.24
4	29	2016	6	18	4,569	9.05	49	50,501	1,828	2,741	40.01	59.99
5	12	2016	5	18	4,569	9.05	50	50,501	1,820	2,749	39.83	60.17
10	12	2016	4	17	4,565	9.04	51	50,501	1,891	2,674	41.42	58.58
11	3	2016	5	17	4,565	9.04	52	50,501	1,885	2,680	41.29	58.71
9	22	2016	5	18	4,557	9.02	53	50,501	1,849	2,708	40.57	59.43
12	30	2016	6	16	4,556	9.02	54	50,501	1,869	2,687	41.02	58.98
10	12	2016	4	18	4,554	9.02	55	50,501	1,825	2,729	40.07	59.93
5	18	2016	4	18	4,543	9.00	56	50,501	1,778	2,765	39.14	60.86
4	29	2016	6	17	4,542	8.99	57	50,501	1,859	2,683	40.93	59.07
9	21	2016	4	17	4,542	8.99	58	50,501	1,902	2,640	41.88	58.12
12	14	2016	4	17	4,542	8.99	59	50,501	1,841	2,701	40.53	59.47
5	13	2016	6	16	4,536	8.98	60	50,501	1,904	2,632	41.98	58.02
9	15	2016	5	18	4,535	8.98	61	50,501	1,810	2,725	39.91	60.09
9	7	2016	4	18	4,534	8.98	62	50,501	1,783	2,751	39.33	60.67
9	13	2016	3	18	4,534	8.98	63	50,501	1,799	2,735	39.68	60.32
9	21	2016	4	18	4,534	8.98	64	50,501	1,801	2,733	39.72	60.28
4	22	2016	6	18	4,531	8.97	65	50,501	1,757	2,774	38.78	61.22
5	20	2016	6	17	4,531	8.97	66	50,501	1,921	2,610	42.40	57.60
9	20	2016	3	17	4,531	8.97	67	50,501	1,859	2,672	41.03	58.97



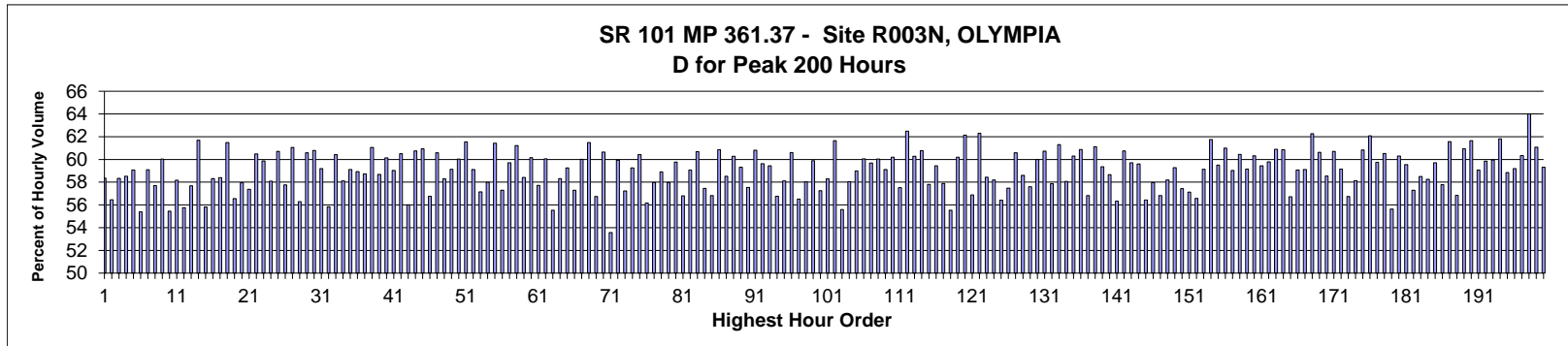
MO	DY	YR	DAY OF WK	HR	HR VOL	PERCENT OF AADT	HOUR NUMBER	AADT	EAST VOLUME	WEST VOLUME	PERCENT EAST IS OF TOTAL VOLUME	PERCENT WEST IS OF TOTAL VOLUME
9	20	2016	3	18	4,525	8.96	68	50,501	1,794	2,731	39.65	60.35
9	26	2016	2	17	4,525	8.96	69	50,501	1,954	2,571	43.18	56.82
9	16	2016	6	16	4,522	8.95	70	50,501	1,936	2,586	42.81	57.19
2	25	2016	5	17	4,512	8.93	71	50,501	1,802	2,710	39.94	60.06
4	28	2016	5	18	4,510	8.93	72	50,501	1,721	2,789	38.16	61.84
9	26	2016	2	18	4,509	8.93	73	50,501	1,806	2,703	40.05	59.95
10	11	2016	3	18	4,507	8.92	74	50,501	1,796	2,711	39.85	60.15
4	22	2016	6	17	4,506	8.92	75	50,501	1,808	2,698	40.12	59.88
9	13	2016	3	17	4,501	8.91	76	50,501	1,824	2,677	40.52	59.48
10	21	2016	6	17	4,493	8.90	77	50,501	1,967	2,526	43.78	56.22
11	29	2016	3	17	4,493	8.90	78	50,501	1,785	2,708	39.73	60.27
11	8	2016	3	17	4,489	8.89	79	50,501	1,746	2,743	38.90	61.10
5	18	2016	4	17	4,487	8.88	80	50,501	1,855	2,632	41.34	58.66
11	1	2016	3	17	4,485	8.88	81	50,501	1,811	2,674	40.38	59.62
2	9	2016	3	17	4,483	8.88	82	50,501	1,762	2,721	39.30	60.70
12	7	2016	4	17	4,483	8.88	83	50,501	1,816	2,667	40.51	59.49
4	8	2016	6	18	4,478	8.87	84	50,501	1,695	2,783	37.85	62.15
9	7	2016	4	17	4,478	8.87	85	50,501	1,804	2,674	40.29	59.71
11	7	2016	2	17	4,477	8.87	86	50,501	1,745	2,732	38.98	61.02
4	7	2016	5	18	4,476	8.86	87	50,501	1,778	2,698	39.72	60.28
10	3	2016	2	17	4,476	8.86	88	50,501	1,876	2,600	41.91	58.09
12	1	2016	5	17	4,476	8.86	89	50,501	1,893	2,583	42.29	57.71
10	27	2016	5	17	4,475	8.86	90	50,501	1,897	2,578	42.39	57.61
11	4	2016	6	16	4,472	8.86	91	50,501	2,003	2,469	44.79	55.21
3	25	2016	6	16	4,471	8.85	92	50,501	1,875	2,596	41.94	58.06
9	30	2016	6	16	4,471	8.85	93	50,501	1,915	2,556	42.83	57.17
10	21	2016	6	16	4,470	8.85	94	50,501	1,877	2,593	41.99	58.01
12	15	2016	5	17	4,469	8.85	95	50,501	1,804	2,665	40.37	59.63
5	20	2016	6	16	4,468	8.85	96	50,501	1,834	2,634	41.05	58.95
10	25	2016	3	17	4,464	8.84	97	50,501	1,770	2,694	39.65	60.35
11	28	2016	2	17	4,463	8.84	98	50,501	1,753	2,710	39.28	60.72
10	25	2016	3	18	4,461	8.83	99	50,501	1,744	2,717	39.09	60.91
10	6	2016	5	17	4,457	8.83	100	50,501	1,832	2,625	41.10	58.90
10	18	2016	3	18	4,455	8.82	101	50,501	1,791	2,664	40.20	59.80
9	5	2016	2	14	4,453	8.82	102	50,501	2,860	1,593	64.23	35.77
5	9	2016	2	17	4,450	8.81	103	50,501	1,800	2,650	40.45	59.55
10	7	2016	6	16	4,450	8.81	104	50,501	1,909	2,541	42.90	57.10
4	15	2016	6	16	4,449	8.81	105	50,501	1,894	2,555	42.57	57.43
9	23	2016	6	16	4,447	8.81	106	50,501	1,847	2,600	41.53	58.47
4	21	2016	5	17	4,446	8.80	107	50,501	1,821	2,625	40.96	59.04
9	14	2016	4	18	4,445	8.80	108	50,501	1,837	2,608	41.33	58.67
5	3	2016	3	18	4,442	8.80	109	50,501	1,717	2,725	38.65	61.35
9	28	2016	4	17	4,440	8.79	110	50,501	1,851	2,589	41.69	58.31
10	5	2016	4	18	4,438	8.79	111	50,501	1,653	2,785	37.25	62.75
10	10	2016	2	17	4,438	8.79	112	50,501	1,904	2,534	42.90	57.10
9	12	2016	2	18	4,437	8.79	113	50,501	1,763	2,674	39.73	60.27
4	8	2016	6	17	4,435	8.78	114	50,501	1,751	2,684	39.48	60.52
9	6	2016	3	18	4,435	8.78	115	50,501	1,694	2,741	38.20	61.80
10	10	2016	2	18	4,435	8.78	116	50,501	1,710	2,725	38.56	61.44
2	25	2016	5	18	4,432	8.78	117	50,501	1,727	2,705	38.97	61.03
5	9	2016	2	18	4,430	8.77	118	50,501	1,758	2,672	39.68	60.32

MO	DY	YR	DAY OF WK	HR	HR VOL	PERCENT OF AADT	HOUR NUMBER	AADT	EAST VOLUME	WEST VOLUME	PERCENT EAST IS OF TOTAL VOLUME	PERCENT WEST IS OF TOTAL VOLUME
12	13	2016	3	17	4,430	8.77	119	50,501	1,775	2,655	40.07	59.93
5	4	2016	4	18	4,429	8.77	120	50,501	1,668	2,761	37.66	62.34
5	8	2016	1	14	4,428	8.77	121	50,501	2,477	1,951	55.94	44.06
10	5	2016	4	17	4,428	8.77	122	50,501	1,862	2,566	42.05	57.95
9	2	2016	6	15	4,426	8.76	123	50,501	1,836	2,590	41.48	58.52
2	12	2016	6	18	4,425	8.76	124	50,501	1,745	2,680	39.44	60.56
3	30	2016	4	17	4,425	8.76	125	50,501	1,775	2,650	40.11	59.89
10	4	2016	3	17	4,423	8.76	126	50,501	1,806	2,617	40.83	59.17
11	11	2016	6	17	4,423	8.76	127	50,501	1,937	2,486	43.79	56.21
11	9	2016	4	17	4,421	8.75	128	50,501	1,745	2,676	39.47	60.53
10	3	2016	2	18	4,420	8.75	129	50,501	1,625	2,795	36.76	63.24
2	26	2016	6	17	4,417	8.75	130	50,501	1,826	2,591	41.34	58.66
4	22	2016	6	16	4,417	8.75	131	50,501	1,845	2,572	41.77	58.23
9	12	2016	2	17	4,417	8.75	132	50,501	1,846	2,571	41.79	58.21
12	16	2016	6	18	4,417	8.75	133	50,501	1,817	2,600	41.14	58.86
5	11	2016	4	18	4,415	8.74	134	50,501	1,656	2,759	37.51	62.49
1	29	2016	6	17	4,411	8.73	135	50,501	1,714	2,697	38.86	61.14
5	3	2016	3	17	4,411	8.73	136	50,501	1,723	2,688	39.06	60.94
12	21	2016	4	17	4,410	8.73	137	50,501	1,753	2,657	39.75	60.25
5	4	2016	4	17	4,407	8.73	138	50,501	1,803	2,604	40.91	59.09
10	20	2016	5	18	4,407	8.73	139	50,501	1,739	2,668	39.46	60.54
3	18	2016	6	16	4,404	8.72	140	50,501	1,789	2,615	40.62	59.38
9	28	2016	4	18	4,400	8.71	141	50,501	1,751	2,649	39.80	60.20
11	16	2016	4	17	4,399	8.71	142	50,501	1,723	2,676	39.17	60.83
10	4	2016	3	18	4,396	8.70	143	50,501	1,685	2,711	38.33	61.67
5	19	2016	5	17	4,395	8.70	144	50,501	1,793	2,602	40.80	59.20
11	11	2016	6	16	4,395	8.70	145	50,501	1,820	2,575	41.41	58.59
5	7	2016	7	12	4,394	8.70	146	50,501	2,036	2,358	46.34	53.66
11	17	2016	5	17	4,394	8.70	147	50,501	1,784	2,610	40.60	59.40
5	5	2016	5	18	4,392	8.70	148	50,501	1,736	2,656	39.53	60.47
11	18	2016	6	16	4,392	8.70	149	50,501	1,890	2,502	43.03	56.97
9	5	2016	2	13	4,391	8.69	150	50,501	2,896	1,495	65.95	34.05
1	15	2016	6	17	4,390	8.69	151	50,501	1,685	2,705	38.38	61.62
5	8	2016	1	13	4,389	8.69	152	50,501	2,511	1,878	57.21	42.79
11	14	2016	2	17	4,389	8.69	153	50,501	1,729	2,660	39.39	60.61
4	14	2016	5	18	4,386	8.68	154	50,501	1,616	2,770	36.84	63.16
4	1	2016	6	16	4,385	8.68	155	50,501	1,906	2,479	43.47	56.53
3	17	2016	5	18	4,384	8.68	156	50,501	1,692	2,692	38.59	61.41
9	5	2016	2	15	4,384	8.68	157	50,501	2,710	1,674	61.82	38.18
5	17	2016	3	18	4,383	8.68	158	50,501	1,712	2,671	39.06	60.94
5	23	2016	2	18	4,380	8.67	159	50,501	1,688	2,692	38.54	61.46
11	10	2016	5	18	4,378	8.67	160	50,501	1,705	2,673	38.94	61.06
11	21	2016	2	17	4,376	8.67	161	50,501	1,812	2,564	41.41	58.59
10	28	2016	6	16	4,373	8.66	162	50,501	1,816	2,557	41.53	58.47
1	14	2016	5	17	4,370	8.65	163	50,501	1,723	2,647	39.43	60.57
5	10	2016	3	18	4,369	8.65	164	50,501	1,704	2,665	39.00	61.00
10	18	2016	3	17	4,369	8.65	165	50,501	1,822	2,547	41.70	58.30
1	22	2016	6	17	4,368	8.65	166	50,501	1,668	2,700	38.19	61.81
10	6	2016	5	18	4,368	8.65	167	50,501	1,731	2,637	39.63	60.37
10	20	2016	5	17	4,366	8.65	168	50,501	1,786	2,580	40.91	59.09
10	26	2016	4	17	4,365	8.64	169	50,501	1,771	2,594	40.57	59.43

MO	DY	YR	DAY OF WK	HR	HR VOL	PERCENT OF AADT	HOUR NUMBER	AADT	EAST VOLUME	WEST VOLUME	PERCENT EAST IS OF TOTAL VOLUME	PERCENT WEST IS OF TOTAL VOLUME
4	27	2016	4	17	4,364	8.64	170	50,501	1,735	2,629	39.76	60.24
5	2	2016	2	17	4,361	8.64	171	50,501	1,824	2,537	41.83	58.17
4	29	2016	6	16	4,360	8.63	172	50,501	1,806	2,554	41.42	58.58
4	26	2016	3	17	4,358	8.63	173	50,501	1,708	2,650	39.19	60.81
5	11	2016	4	17	4,358	8.63	174	50,501	1,835	2,523	42.11	57.89
12	20	2016	3	17	4,358	8.63	175	50,501	1,646	2,712	37.77	62.23
2	24	2016	4	17	4,356	8.63	176	50,501	1,698	2,658	38.98	61.02
3	16	2016	4	18	4,356	8.63	177	50,501	1,675	2,681	38.45	61.55
4	21	2016	5	18	4,356	8.63	178	50,501	1,660	2,696	38.11	61.89
5	16	2016	2	17	4,355	8.62	179	50,501	1,752	2,603	40.23	59.77
10	19	2016	4	18	4,353	8.62	180	50,501	1,693	2,660	38.89	61.11
4	20	2016	4	17	4,338	8.59	181	50,501	1,757	2,581	40.50	59.50
11	30	2016	4	17	4,335	8.58	182	50,501	1,703	2,632	39.28	60.72
12	6	2016	3	17	4,335	8.58	183	50,501	1,719	2,616	39.65	60.35
5	5	2016	5	17	4,332	8.58	184	50,501	1,818	2,514	41.97	58.03
3	17	2016	5	17	4,327	8.57	185	50,501	1,737	2,590	40.14	59.86
4	28	2016	5	17	4,327	8.57	186	50,501	1,732	2,595	40.03	59.97
5	19	2016	5	18	4,326	8.57	187	50,501	1,637	2,689	37.84	62.16
12	13	2016	3	18	4,326	8.57	188	50,501	1,561	2,765	36.08	63.92
4	13	2016	4	17	4,325	8.56	189	50,501	1,698	2,627	39.26	60.74
4	20	2016	4	18	4,323	8.56	190	50,501	1,666	2,657	38.54	61.46
5	10	2016	3	17	4,321	8.56	191	50,501	1,760	2,561	40.73	59.27
12	12	2016	2	17	4,321	8.56	192	50,501	1,712	2,609	39.62	60.38
3	3	2016	5	18	4,320	8.55	193	50,501	1,620	2,700	37.50	62.50
12	30	2016	6	15	4,319	8.55	194	50,501	1,884	2,435	43.62	56.38
3	4	2016	6	17	4,316	8.55	195	50,501	1,656	2,660	38.37	61.63
3	30	2016	4	18	4,316	8.55	196	50,501	1,688	2,628	39.11	60.89
4	19	2016	3	17	4,316	8.55	197	50,501	1,719	2,597	39.83	60.17
5	17	2016	3	17	4,315	8.54	198	50,501	1,737	2,578	40.25	59.75
9	19	2016	2	17	4,315	8.54	199	50,501	1,767	2,548	40.95	59.05
4	6	2016	4	17	4,314	8.54	200	50,501	1,661	2,653	38.50	61.50



**AADT= 32,258      K 30 FACTOR= 9.59      K 100 FACTOR= 9.41      K 200 FACTOR= 9.17      D 30 FACTOR= 60.80**



MO	DY	YR	DAY OF WK	HR	HR VOL	PERCENT OF AADT	HOUR NUMBER	AADT	NORTH VOLUME	SOUTH VOLUME	PERCENT NORTH IS OF TOTAL VOLUME	PERCENT SOUTH IS OF TOTAL VOLUME
9	30	2016	6	17	3,246	10.06	1	32,258	1,352	1,894	41.65	58.35
6	3	2016	6	17	3,213	9.96	2	32,258	1,399	1,814	43.54	56.46
9	23	2016	6	18	3,206	9.94	3	32,258	1,336	1,870	41.67	58.33
6	16	2016	5	17	3,198	9.91	4	32,258	1,327	1,871	41.49	58.51
6	7	2016	3	18	3,193	9.90	5	32,258	1,307	1,886	40.93	59.07
11	4	2016	6	17	3,153	9.77	6	32,258	1,407	1,746	44.62	55.38
8	23	2016	3	17	3,151	9.77	7	32,258	1,289	1,862	40.91	59.09
5	6	2016	6	17	3,149	9.76	8	32,258	1,332	1,817	42.30	57.70
5	18	2016	4	18	3,147	9.76	9	32,258	1,258	1,889	39.97	60.03
5	13	2016	6	17	3,141	9.74	10	32,258	1,399	1,742	44.54	55.46
9	29	2016	5	17	3,139	9.73	11	32,258	1,313	1,826	41.83	58.17
11	10	2016	5	17	3,132	9.71	12	32,258	1,386	1,746	44.25	55.75
9	8	2016	5	17	3,129	9.70	13	32,258	1,324	1,805	42.31	57.69
5	3	2016	3	18	3,128	9.70	14	32,258	1,198	1,930	38.30	61.70
11	4	2016	6	18	3,128	9.70	15	32,258	1,382	1,746	44.18	55.82
9	6	2016	3	17	3,124	9.68	16	32,258	1,302	1,822	41.68	58.32

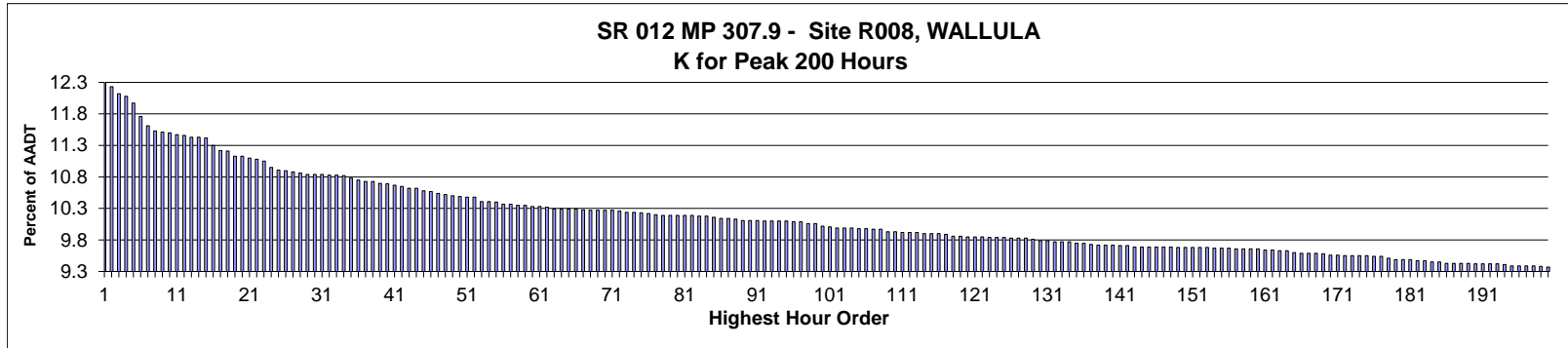
MO	DY	YR	DAY OF WK	HR	HR VOL	PERCENT OF AADT	HOUR NUMBER	AADT	NORTH VOLUME	SOUTH VOLUME	PERCENT NORTH IS OF TOTAL VOLUME	PERCENT SOUTH IS OF TOTAL VOLUME
7	15	2016	6	17	3,122	9.68	17	32,258	1,299	1,823	41.61	58.39
4	28	2016	5	18	3,118	9.67	18	32,258	1,201	1,917	38.52	61.48
11	3	2016	5	17	3,116	9.66	19	32,258	1,354	1,762	43.45	56.55
9	20	2016	3	17	3,112	9.65	20	32,258	1,309	1,803	42.06	57.94
9	21	2016	4	17	3,109	9.64	21	32,258	1,325	1,784	42.62	57.38
5	12	2016	5	18	3,108	9.63	22	32,258	1,228	1,880	39.51	60.49
9	15	2016	5	18	3,104	9.62	23	32,258	1,246	1,858	40.14	59.86
5	12	2016	5	17	3,101	9.61	24	32,258	1,300	1,801	41.92	58.08
8	9	2016	3	17	3,100	9.61	25	32,258	1,218	1,882	39.29	60.71
9	27	2016	3	17	3,100	9.61	26	32,258	1,309	1,791	42.23	57.77
5	4	2016	4	18	3,097	9.60	27	32,258	1,206	1,891	38.94	61.06
10	28	2016	6	17	3,097	9.60	28	32,258	1,354	1,743	43.72	56.28
9	30	2016	6	18	3,095	9.59	29	32,258	1,220	1,875	39.42	60.58
6	10	2016	6	18	3,094	9.59	30	32,258	1,213	1,881	39.20	60.80
9	20	2016	3	18	3,091	9.58	31	32,258	1,261	1,830	40.80	59.20
9	9	2016	6	17	3,089	9.58	32	32,258	1,364	1,725	44.16	55.84
7	29	2016	6	17	3,088	9.57	33	32,258	1,222	1,866	39.57	60.43
8	31	2016	4	17	3,087	9.57	34	32,258	1,293	1,794	41.89	58.11
6	2	2016	5	17	3,086	9.57	35	32,258	1,262	1,824	40.89	59.11
9	22	2016	5	17	3,085	9.56	36	32,258	1,267	1,818	41.07	58.93
8	4	2016	5	17	3,084	9.56	37	32,258	1,273	1,811	41.28	58.72
6	8	2016	4	18	3,082	9.55	38	32,258	1,200	1,882	38.94	61.06
11	1	2016	3	17	3,081	9.55	39	32,258	1,273	1,808	41.32	58.68
4	15	2016	6	18	3,080	9.55	40	32,258	1,228	1,852	39.87	60.13
10	28	2016	6	18	3,080	9.55	41	32,258	1,262	1,818	40.97	59.03
11	7	2016	2	17	3,079	9.54	42	32,258	1,216	1,863	39.49	60.51
9	14	2016	4	17	3,076	9.54	43	32,258	1,353	1,723	43.99	56.01
7	14	2016	5	18	3,075	9.53	44	32,258	1,207	1,868	39.25	60.75
6	2	2016	5	18	3,074	9.53	45	32,258	1,201	1,873	39.07	60.93
7	21	2016	5	17	3,073	9.53	46	32,258	1,329	1,744	43.25	56.75
8	2	2016	3	17	3,072	9.52	47	32,258	1,211	1,861	39.42	60.58
12	7	2016	4	17	3,071	9.52	48	32,258	1,281	1,790	41.71	58.29
12	14	2016	4	17	3,071	9.52	49	32,258	1,255	1,816	40.87	59.13
9	29	2016	5	18	3,070	9.52	50	32,258	1,227	1,843	39.97	60.03
6	16	2016	5	18	3,069	9.51	51	32,258	1,180	1,889	38.45	61.55
7	15	2016	6	18	3,069	9.51	52	32,258	1,255	1,814	40.89	59.11
9	13	2016	3	17	3,066	9.50	53	32,258	1,314	1,752	42.86	57.14
7	14	2016	5	17	3,065	9.50	54	32,258	1,288	1,777	42.02	57.98
6	15	2016	4	18	3,061	9.49	55	32,258	1,181	1,880	38.58	61.42
8	26	2016	6	17	3,061	9.49	56	32,258	1,307	1,754	42.70	57.30
10	18	2016	3	18	3,060	9.49	57	32,258	1,233	1,827	40.29	59.71
2	25	2016	5	18	3,058	9.48	58	32,258	1,186	1,872	38.78	61.22
6	10	2016	6	17	3,057	9.48	59	32,258	1,271	1,786	41.58	58.42
8	10	2016	4	18	3,057	9.48	60	32,258	1,218	1,839	39.84	60.16
5	18	2016	4	17	3,056	9.47	61	32,258	1,292	1,764	42.28	57.72
9	2	2016	6	17	3,056	9.47	62	32,258	1,221	1,835	39.95	60.05
10	27	2016	5	17	3,056	9.47	63	32,258	1,359	1,697	44.47	55.53
11	29	2016	3	17	3,056	9.47	64	32,258	1,274	1,782	41.69	58.31
7	13	2016	4	18	3,055	9.47	65	32,258	1,245	1,810	40.75	59.25
12	16	2016	6	17	3,054	9.47	66	32,258	1,304	1,750	42.70	57.30
5	5	2016	5	18	3,053	9.46	67	32,258	1,221	1,832	39.99	60.01

MO	DY	YR	DAY OF WK	HR	HR VOL	PERCENT OF AADT	HOUR NUMBER	AADT	NORTH VOLUME	SOUTH VOLUME	PERCENT NORTH IS OF TOTAL VOLUME	PERCENT SOUTH IS OF TOTAL VOLUME
8	3	2016	4	18	3,053	9.46	68	32,258	1,176	1,877	38.52	61.48
10	5	2016	4	17	3,051	9.46	69	32,258	1,320	1,731	43.26	56.74
10	25	2016	3	18	3,051	9.46	70	32,258	1,201	1,850	39.36	60.64
5	6	2016	6	16	3,050	9.46	71	32,258	1,416	1,634	46.43	53.57
11	8	2016	3	17	3,050	9.46	72	32,258	1,222	1,828	40.07	59.93
6	1	2016	4	17	3,048	9.45	73	32,258	1,304	1,744	42.78	57.22
7	21	2016	5	18	3,048	9.45	74	32,258	1,242	1,806	40.75	59.25
8	10	2016	4	17	3,048	9.45	75	32,258	1,206	1,842	39.57	60.43
9	26	2016	2	17	3,048	9.45	76	32,258	1,336	1,712	43.83	56.17
2	12	2016	6	17	3,047	9.45	77	32,258	1,281	1,766	42.04	57.96
5	24	2016	3	17	3,047	9.45	78	32,258	1,252	1,795	41.09	58.91
9	16	2016	6	17	3,047	9.45	79	32,258	1,281	1,766	42.04	57.96
5	25	2016	4	18	3,045	9.44	80	32,258	1,225	1,820	40.23	59.77
6	7	2016	3	17	3,045	9.44	81	32,258	1,315	1,730	43.19	56.81
6	21	2016	3	17	3,045	9.44	82	32,258	1,246	1,799	40.92	59.08
8	5	2016	6	18	3,045	9.44	83	32,258	1,197	1,848	39.31	60.69
5	31	2016	3	17	3,044	9.44	84	32,258	1,295	1,749	42.54	57.46
9	28	2016	4	17	3,044	9.44	85	32,258	1,314	1,730	43.17	56.83
7	26	2016	3	18	3,042	9.43	86	32,258	1,191	1,851	39.15	60.85
12	13	2016	3	17	3,042	9.43	87	32,258	1,262	1,780	41.49	58.51
9	28	2016	4	18	3,041	9.43	88	32,258	1,208	1,833	39.72	60.28
11	9	2016	4	17	3,041	9.43	89	32,258	1,237	1,804	40.68	59.32
5	27	2016	6	16	3,040	9.42	90	32,258	1,291	1,749	42.47	57.53
8	2	2016	3	18	3,039	9.42	91	32,258	1,191	1,848	39.19	60.81
9	27	2016	3	18	3,039	9.42	92	32,258	1,227	1,812	40.38	59.62
5	6	2016	6	18	3,038	9.42	93	32,258	1,232	1,806	40.55	59.45
9	16	2016	6	18	3,038	9.42	94	32,258	1,314	1,724	43.25	56.75
8	16	2016	3	17	3,037	9.41	95	32,258	1,272	1,765	41.88	58.12
5	26	2016	5	18	3,036	9.41	96	32,258	1,196	1,840	39.39	60.61
8	18	2016	5	17	3,035	9.41	97	32,258	1,320	1,715	43.49	56.51
10	4	2016	3	17	3,035	9.41	98	32,258	1,274	1,761	41.98	58.02
5	3	2016	3	17	3,034	9.41	99	32,258	1,217	1,817	40.11	59.89
11	17	2016	5	17	3,034	9.41	100	32,258	1,297	1,737	42.75	57.25
7	13	2016	4	17	3,033	9.40	101	32,258	1,265	1,768	41.71	58.29
8	30	2016	3	18	3,032	9.40	102	32,258	1,163	1,869	38.36	61.64
6	6	2016	2	17	3,031	9.40	103	32,258	1,346	1,685	44.41	55.59
5	9	2016	2	17	3,030	9.39	104	32,258	1,271	1,759	41.95	58.05
9	7	2016	4	17	3,028	9.39	105	32,258	1,242	1,786	41.02	58.98
11	28	2016	2	17	3,027	9.38	106	32,258	1,209	1,818	39.94	60.06
8	30	2016	3	17	3,026	9.38	107	32,258	1,220	1,806	40.32	59.68
8	4	2016	5	18	3,025	9.38	108	32,258	1,209	1,816	39.97	60.03
8	22	2016	2	18	3,025	9.38	109	32,258	1,237	1,788	40.89	59.11
3	17	2016	5	18	3,024	9.37	110	32,258	1,204	1,820	39.81	60.19
5	25	2016	4	17	3,024	9.37	111	32,258	1,285	1,739	42.49	57.51
5	11	2016	4	18	3,023	9.37	112	32,258	1,134	1,889	37.51	62.49
6	13	2016	2	17	3,023	9.37	113	32,258	1,201	1,822	39.73	60.27
7	6	2016	4	18	3,023	9.37	114	32,258	1,186	1,837	39.23	60.77
4	29	2016	6	17	3,022	9.37	115	32,258	1,275	1,747	42.19	57.81
9	22	2016	5	18	3,022	9.37	116	32,258	1,226	1,796	40.57	59.43
11	14	2016	2	17	3,022	9.37	117	32,258	1,273	1,749	42.12	57.88
6	10	2016	6	16	3,020	9.36	118	32,258	1,343	1,677	44.47	55.53

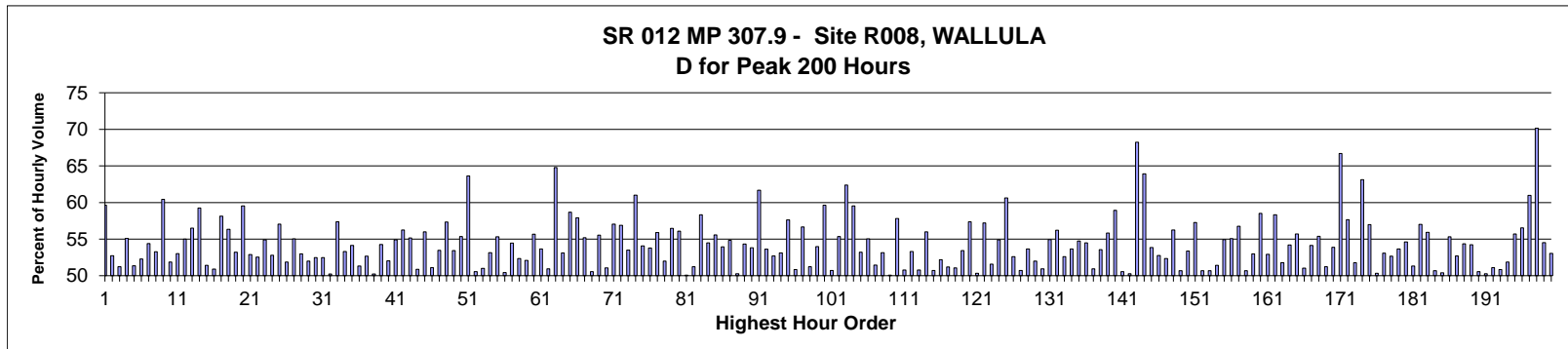
MO	DY	YR	DAY OF WK	HR	HR VOL	PERCENT OF AADT	HOUR NUMBER	AADT	NORTH VOLUME	SOUTH VOLUME	PERCENT NORTH IS OF TOTAL VOLUME	PERCENT SOUTH IS OF TOTAL VOLUME
5	20	2016	6	18	3,019	9.36	119	32,258	1,202	1,817	39.81	60.19
7	19	2016	3	18	3,017	9.35	120	32,258	1,142	1,875	37.85	62.15
10	3	2016	2	17	3,015	9.35	121	32,258	1,300	1,715	43.12	56.88
4	14	2016	5	18	3,014	9.34	122	32,258	1,136	1,878	37.69	62.31
4	15	2016	6	17	3,014	9.34	123	32,258	1,253	1,761	41.57	58.43
8	22	2016	2	17	3,014	9.34	124	32,258	1,260	1,754	41.80	58.20
10	6	2016	5	17	3,013	9.34	125	32,258	1,313	1,700	43.58	56.42
4	21	2016	5	17	3,012	9.34	126	32,258	1,281	1,731	42.53	57.47
5	9	2016	2	18	3,012	9.34	127	32,258	1,187	1,825	39.41	60.59
7	6	2016	4	17	3,012	9.34	128	32,258	1,247	1,765	41.40	58.60
11	18	2016	6	17	3,012	9.34	129	32,258	1,277	1,735	42.40	57.60
2	9	2016	3	17	3,010	9.33	130	32,258	1,204	1,806	40.00	60.00
5	23	2016	2	18	3,010	9.33	131	32,258	1,182	1,828	39.27	60.73
8	24	2016	4	17	3,010	9.33	132	32,258	1,268	1,742	42.13	57.87
9	7	2016	4	18	3,010	9.33	133	32,258	1,165	1,845	38.70	61.30
3	25	2016	6	18	3,009	9.33	134	32,258	1,262	1,747	41.94	58.06
5	13	2016	6	18	3,009	9.33	135	32,258	1,195	1,814	39.71	60.29
4	13	2016	4	18	3,008	9.32	136	32,258	1,177	1,831	39.13	60.87
6	17	2016	6	17	3,007	9.32	137	32,258	1,298	1,709	43.17	56.83
6	24	2016	6	17	3,007	9.32	138	32,258	1,169	1,838	38.88	61.12
7	27	2016	4	17	3,007	9.32	139	32,258	1,222	1,785	40.64	59.36
10	25	2016	3	17	3,007	9.32	140	32,258	1,243	1,764	41.34	58.66
12	1	2016	5	17	3,007	9.32	141	32,258	1,313	1,694	43.66	56.34
5	27	2016	6	17	3,006	9.32	142	32,258	1,180	1,826	39.25	60.75
8	3	2016	4	17	3,005	9.32	143	32,258	1,211	1,794	40.30	59.70
10	20	2016	5	18	3,005	9.32	144	32,258	1,214	1,791	40.40	59.60
3	25	2016	6	17	3,002	9.31	145	32,258	1,308	1,694	43.57	56.43
4	29	2016	6	18	3,002	9.31	146	32,258	1,262	1,740	42.04	57.96
5	20	2016	6	17	3,002	9.31	147	32,258	1,296	1,706	43.17	56.83
12	15	2016	5	17	3,002	9.31	148	32,258	1,255	1,747	41.81	58.19
6	14	2016	3	17	3,001	9.30	149	32,258	1,222	1,779	40.72	59.28
4	1	2016	6	18	3,000	9.30	150	32,258	1,277	1,723	42.57	57.43
5	13	2016	6	16	3,000	9.30	151	32,258	1,286	1,714	42.87	57.13
6	17	2016	6	18	3,000	9.30	152	32,258	1,303	1,697	43.43	56.57
8	5	2016	6	17	3,000	9.30	153	32,258	1,226	1,774	40.87	59.13
8	1	2016	2	18	2,999	9.30	154	32,258	1,147	1,852	38.25	61.75
8	25	2016	5	17	2,998	9.29	155	32,258	1,214	1,784	40.49	59.51
4	21	2016	5	18	2,997	9.29	156	32,258	1,169	1,828	39.01	60.99
8	1	2016	2	17	2,997	9.29	157	32,258	1,228	1,769	40.97	59.03
7	28	2016	5	18	2,996	9.29	158	32,258	1,185	1,811	39.55	60.45
8	16	2016	3	18	2,996	9.29	159	32,258	1,224	1,772	40.85	59.15
5	17	2016	3	18	2,995	9.28	160	32,258	1,188	1,807	39.67	60.33
8	15	2016	2	17	2,995	9.28	161	32,258	1,215	1,780	40.57	59.43
6	22	2016	4	18	2,994	9.28	162	32,258	1,204	1,790	40.21	59.79
9	6	2016	3	18	2,992	9.28	163	32,258	1,170	1,822	39.10	60.90
9	13	2016	3	18	2,989	9.27	164	32,258	1,170	1,819	39.14	60.86
6	8	2016	4	17	2,987	9.26	165	32,258	1,293	1,694	43.29	56.71
3	18	2016	6	17	2,986	9.26	166	32,258	1,222	1,764	40.92	59.08
6	30	2016	5	18	2,986	9.26	167	32,258	1,221	1,765	40.89	59.11
8	11	2016	5	18	2,986	9.26	168	32,258	1,127	1,859	37.74	62.26
10	17	2016	2	18	2,986	9.26	169	32,258	1,176	1,810	39.38	60.62

MO	DY	YR	DAY OF WK	HR	HR VOL	PERCENT OF AADT	HOUR NUMBER	AADT	NORTH VOLUME	SOUTH VOLUME	PERCENT NORTH IS OF TOTAL VOLUME	PERCENT SOUTH IS OF TOTAL VOLUME
6	3	2016	6	18	2,985	9.25	170	32,258	1,238	1,747	41.47	58.53
7	20	2016	4	17	2,985	9.25	171	32,258	1,173	1,812	39.30	60.70
4	28	2016	5	17	2,984	9.25	172	32,258	1,219	1,765	40.85	59.15
9	9	2016	6	16	2,984	9.25	173	32,258	1,291	1,693	43.26	56.74
9	14	2016	4	18	2,984	9.25	174	32,258	1,249	1,735	41.86	58.14
5	24	2016	3	18	2,983	9.25	175	32,258	1,168	1,815	39.16	60.84
2	23	2016	3	18	2,982	9.24	176	32,258	1,131	1,851	37.93	62.07
8	17	2016	4	17	2,981	9.24	177	32,258	1,200	1,781	40.25	59.75
8	18	2016	5	18	2,981	9.24	178	32,258	1,177	1,804	39.48	60.52
6	3	2016	6	16	2,980	9.24	179	32,258	1,322	1,658	44.36	55.64
9	26	2016	2	18	2,980	9.24	180	32,258	1,183	1,797	39.70	60.30
8	12	2016	6	17	2,979	9.23	181	32,258	1,205	1,774	40.45	59.55
10	19	2016	4	17	2,979	9.23	182	32,258	1,272	1,707	42.70	57.30
5	4	2016	4	17	2,978	9.23	183	32,258	1,236	1,742	41.50	58.50
5	26	2016	5	17	2,978	9.23	184	32,258	1,243	1,735	41.74	58.26
7	22	2016	6	17	2,978	9.23	185	32,258	1,200	1,778	40.30	59.70
11	21	2016	2	17	2,977	9.23	186	32,258	1,257	1,720	42.22	57.78
10	5	2016	4	18	2,976	9.23	187	32,258	1,144	1,832	38.44	61.56
4	1	2016	6	17	2,975	9.22	188	32,258	1,284	1,691	43.16	56.84
7	1	2016	6	17	2,975	9.22	189	32,258	1,162	1,813	39.06	60.94
8	17	2016	4	18	2,972	9.21	190	32,258	1,140	1,832	38.36	61.64
5	2	2016	2	18	2,969	9.20	191	32,258	1,215	1,754	40.92	59.08
10	19	2016	4	18	2,969	9.20	192	32,258	1,192	1,777	40.15	59.85
6	6	2016	2	18	2,967	9.20	193	32,258	1,188	1,779	40.04	59.96
6	14	2016	3	18	2,967	9.20	194	32,258	1,133	1,834	38.19	61.81
6	15	2016	4	17	2,967	9.20	195	32,258	1,221	1,746	41.15	58.85
3	30	2016	4	17	2,965	9.19	196	32,258	1,210	1,755	40.81	59.19
1	22	2016	6	17	2,963	9.19	197	32,258	1,175	1,788	39.66	60.34
4	25	2016	2	18	2,962	9.18	198	32,258	1,066	1,896	35.99	64.01
6	21	2016	3	18	2,960	9.18	199	32,258	1,152	1,808	38.92	61.08
2	25	2016	5	17	2,959	9.17	200	32,258	1,204	1,755	40.69	59.31





AADT= 7,664      K 30 FACTOR= 10.84      K 100 FACTOR= 10.02      K 200 FACTOR= 9.37      D 30 FACTOR= 52.47



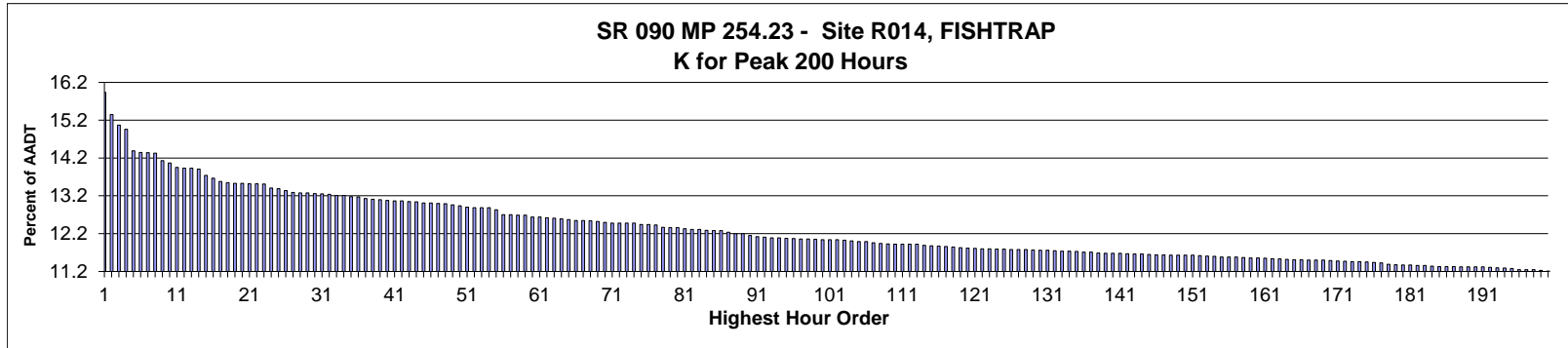
MO	DY	YR	DAY OF WK	HR	HR VOL	PERCENT OF AADT	HOUR NUMBER	AADT	EAST VOLUME	WEST VOLUME	PERCENT EAST IS OF TOTAL VOLUME	PERCENT WEST IS OF TOTAL VOLUME
5	6	2016	6	17	946	12.34	1	7,664	564	382	59.62	40.38
9	16	2016	6	17	937	12.23	2	7,664	494	443	52.72	47.28
9	23	2016	6	17	929	12.12	3	7,664	476	453	51.24	48.76
5	27	2016	6	17	926	12.08	4	7,664	510	416	55.08	44.92
5	20	2016	6	16	917	11.97	5	7,664	471	446	51.36	48.64
4	1	2016	6	17	901	11.76	6	7,664	471	430	52.28	47.72
5	20	2016	6	17	890	11.61	7	7,664	484	406	54.38	45.62
2	12	2016	6	17	884	11.53	8	7,664	471	413	53.28	46.72
6	10	2016	6	17	882	11.51	9	7,664	533	349	60.43	39.57
5	13	2016	6	16	881	11.50	10	7,664	457	424	51.87	48.13
11	4	2016	6	17	879	11.47	11	7,664	466	413	53.01	46.99
6	10	2016	6	16	878	11.46	12	7,664	483	395	55.01	44.99
9	30	2016	6	17	876	11.43	13	7,664	495	381	56.51	43.49
11	18	2016	6	16	876	11.43	14	7,664	357	519	40.75	59.25
9	23	2016	6	18	875	11.42	15	7,664	450	425	51.43	48.57
9	23	2016	6	16	866	11.30	16	7,664	441	425	50.92	49.08

MO	DY	YR	DAY OF WK	HR	HR VOL	PERCENT OF AADT	HOUR NUMBER	AADT	EAST VOLUME	WEST VOLUME	PERCENT IS OF TOTAL VOLUME	PERCENT WEST IS OF TOTAL VOLUME
11	4	2016	6	16	860	11.22	17	7,664	500	360	58.14	41.86
9	2	2016	6	17	859	11.21	18	7,664	484	375	56.34	43.66
6	17	2016	6	15	853	11.13	19	7,664	399	454	46.78	53.22
11	11	2016	6	17	853	11.13	20	7,664	508	345	59.55	40.45
10	7	2016	6	17	851	11.10	21	7,664	450	401	52.88	47.12
7	15	2016	6	16	849	11.08	22	7,664	446	403	52.53	47.47
5	27	2016	6	16	847	11.05	23	7,664	465	382	54.90	45.10
4	8	2016	6	17	839	10.95	24	7,664	443	396	52.80	47.20
4	22	2016	6	17	836	10.91	25	7,664	477	359	57.06	42.94
7	22	2016	6	17	835	10.90	26	7,664	433	402	51.86	48.14
6	12	2016	1	16	834	10.88	27	7,664	375	459	44.96	55.04
9	16	2016	6	16	832	10.86	28	7,664	441	391	53.00	47.00
7	15	2016	6	17	831	10.84	29	7,664	432	399	51.99	48.01
9	30	2016	6	16	831	10.84	30	7,664	436	395	52.47	47.53
10	21	2016	6	16	831	10.84	31	7,664	436	395	52.47	47.53
6	10	2016	6	15	830	10.83	32	7,664	417	413	50.24	49.76
9	2	2016	6	16	830	10.83	33	7,664	476	354	57.35	42.65
8	5	2016	6	17	829	10.82	34	7,664	442	387	53.32	46.68
8	5	2016	6	16	826	10.78	35	7,664	447	379	54.12	45.88
5	13	2016	6	17	824	10.75	36	7,664	423	401	51.33	48.67
6	24	2016	6	16	822	10.73	37	7,664	433	389	52.68	47.32
7	22	2016	6	16	822	10.73	38	7,664	409	413	49.76	50.24
5	20	2016	6	18	820	10.70	39	7,664	445	375	54.27	45.73
8	26	2016	6	17	819	10.69	40	7,664	426	393	52.01	47.99
10	14	2016	6	16	818	10.67	41	7,664	449	369	54.89	45.11
4	15	2016	6	17	816	10.65	42	7,664	459	357	56.25	43.75
10	14	2016	6	17	814	10.62	43	7,664	449	365	55.16	44.84
10	28	2016	6	16	814	10.62	44	7,664	414	400	50.86	49.14
10	7	2016	6	16	811	10.58	45	7,664	454	357	55.98	44.02
6	17	2016	6	16	810	10.57	46	7,664	396	414	48.89	51.11
10	21	2016	6	15	808	10.54	47	7,664	432	376	53.47	46.53
10	21	2016	6	17	806	10.52	48	7,664	462	344	57.32	42.68
5	6	2016	6	16	805	10.50	49	7,664	430	375	53.42	46.58
10	28	2016	6	17	804	10.49	50	7,664	445	359	55.35	44.65
6	12	2016	1	14	803	10.48	51	7,664	292	511	36.36	63.64
8	11	2016	5	17	803	10.48	52	7,664	397	406	49.44	50.56
5	13	2016	6	15	798	10.41	53	7,664	391	407	49.00	51.00
5	27	2016	6	18	798	10.41	54	7,664	424	374	53.13	46.87
2	5	2016	6	17	797	10.40	55	7,664	441	356	55.33	44.67
4	8	2016	6	16	795	10.37	56	7,664	401	394	50.44	49.56
9	9	2016	6	16	795	10.37	57	7,664	433	362	54.47	45.53
4	1	2016	6	16	793	10.35	58	7,664	415	378	52.33	47.67
10	7	2016	6	15	793	10.35	59	7,664	413	380	52.08	47.92
5	5	2016	5	17	792	10.33	60	7,664	441	351	55.68	44.32
9	9	2016	6	17	792	10.33	61	7,664	425	367	53.66	46.34
6	3	2016	6	15	791	10.32	62	7,664	403	388	50.95	49.05
5	8	2016	1	13	789	10.29	63	7,664	278	511	35.23	64.77
8	12	2016	6	16	789	10.29	64	7,664	419	370	53.11	46.89
11	11	2016	6	16	789	10.29	65	7,664	463	326	58.68	41.32
11	23	2016	4	17	789	10.29	66	7,664	457	332	57.92	42.08
9	9	2016	6	18	788	10.28	67	7,664	435	353	55.20	44.80

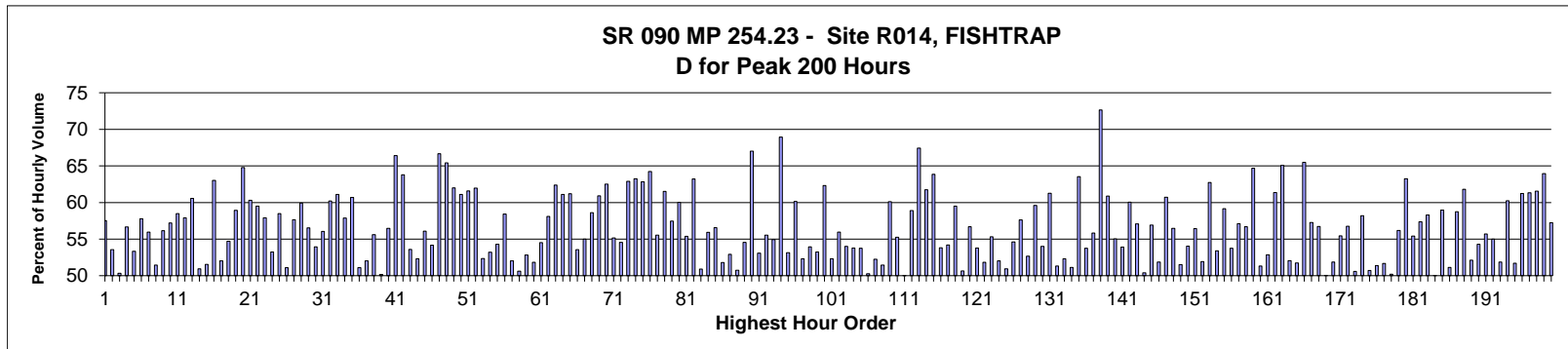
MO	DY	YR	DAY OF WK	HR	HR VOL	PERCENT OF AADT	HOUR NUMBER	AADT	EAST VOLUME	WEST VOLUME	PERCENT EAST IS OF TOTAL VOLUME	PERCENT WEST IS OF TOTAL VOLUME
5	27	2016	6	15	787	10.27	68	7,664	389	398	49.43	50.57
6	17	2016	6	17	787	10.27	69	7,664	437	350	55.53	44.47
8	7	2016	1	16	787	10.27	70	7,664	385	402	48.92	51.08
9	22	2016	5	17	787	10.27	71	7,664	449	338	57.05	42.95
7	29	2016	6	17	786	10.26	72	7,664	447	339	56.87	43.13
7	8	2016	6	16	785	10.24	73	7,664	420	365	53.50	46.50
9	2	2016	6	18	785	10.24	74	7,664	479	306	61.02	38.98
4	29	2016	6	17	784	10.23	75	7,664	424	360	54.08	45.92
10	5	2016	4	17	783	10.22	76	7,664	421	362	53.77	46.23
10	7	2016	6	18	782	10.20	77	7,664	437	345	55.88	44.12
4	14	2016	5	17	781	10.19	78	7,664	406	375	51.98	48.02
5	6	2016	6	18	781	10.19	79	7,664	441	340	56.47	43.53
8	19	2016	6	17	781	10.19	80	7,664	438	343	56.08	43.92
11	11	2016	6	15	781	10.19	81	7,664	390	391	49.94	50.06
11	18	2016	6	17	781	10.19	82	7,664	400	381	51.22	48.78
6	12	2016	1	15	780	10.18	83	7,664	325	455	41.67	58.33
6	17	2016	6	18	780	10.18	84	7,664	425	355	54.49	45.51
12	2	2016	6	17	779	10.16	85	7,664	433	346	55.58	44.42
8	12	2016	6	17	777	10.14	86	7,664	419	358	53.93	46.07
10	14	2016	6	15	777	10.14	87	7,664	426	351	54.83	45.17
11	23	2016	4	15	776	10.13	88	7,664	386	390	49.74	50.26
8	7	2016	1	15	775	10.11	89	7,664	354	421	45.68	54.32
9	23	2016	6	15	775	10.11	90	7,664	417	358	53.81	46.19
10	28	2016	6	18	775	10.11	91	7,664	478	297	61.68	38.32
2	19	2016	6	17	774	10.10	92	7,664	415	359	53.62	46.38
6	3	2016	6	17	774	10.10	93	7,664	408	366	52.71	47.29
7	14	2016	5	17	774	10.10	94	7,664	411	363	53.10	46.90
11	23	2016	4	16	774	10.10	95	7,664	446	328	57.62	42.38
7	21	2016	5	16	773	10.09	96	7,664	393	380	50.84	49.16
9	30	2016	6	18	773	10.09	97	7,664	438	335	56.66	43.34
7	21	2016	5	17	771	10.06	98	7,664	376	395	48.77	51.23
8	26	2016	6	16	771	10.06	99	7,664	416	355	53.96	46.04
11	18	2016	6	15	768	10.02	100	7,664	310	458	40.36	59.64
6	23	2016	5	17	767	10.01	101	7,664	378	389	49.28	50.72
7	8	2016	6	17	766	9.99	102	7,664	424	342	55.35	44.65
8	12	2016	6	14	766	9.99	103	7,664	288	478	37.60	62.40
9	22	2016	5	16	766	9.99	104	7,664	456	310	59.53	40.47
6	3	2016	6	16	765	9.98	105	7,664	407	358	53.20	46.80
9	1	2016	5	17	765	9.98	106	7,664	421	344	55.03	44.97
5	6	2016	6	15	764	9.97	107	7,664	393	371	51.44	48.56
10	6	2016	5	17	764	9.97	108	7,664	406	358	53.14	46.86
7	22	2016	6	15	761	9.93	109	7,664	381	380	50.07	49.93
11	4	2016	6	18	761	9.93	110	7,664	440	321	57.82	42.18
3	18	2016	6	17	760	9.92	111	7,664	386	374	50.79	49.21
5	26	2016	5	17	760	9.92	112	7,664	405	355	53.29	46.71
7	29	2016	6	15	760	9.92	113	7,664	386	374	50.79	49.21
6	12	2016	1	17	759	9.90	114	7,664	334	425	44.01	55.99
7	28	2016	5	17	759	9.90	115	7,664	385	374	50.72	49.28
8	10	2016	4	17	759	9.90	116	7,664	396	363	52.17	47.83
7	21	2016	5	18	758	9.89	117	7,664	388	370	51.19	48.81
9	2	2016	6	15	756	9.86	118	7,664	386	370	51.06	48.94

MO	DY	YR	DAY OF WK	HR	HR VOL	PERCENT OF AADT	HOUR NUMBER	AADT	EAST VOLUME	WEST VOLUME	PERCENT EAST IS OF TOTAL VOLUME	PERCENT WEST IS OF TOTAL VOLUME
11	10	2016	5	17	756	9.86	119	7,664	404	352	53.44	46.56
6	24	2016	6	14	755	9.85	120	7,664	322	433	42.65	57.35
7	1	2016	6	14	755	9.85	121	7,664	380	375	50.33	49.67
9	8	2016	5	17	755	9.85	122	7,664	432	323	57.22	42.78
10	7	2016	6	14	754	9.84	123	7,664	365	389	48.41	51.59
10	13	2016	5	16	754	9.84	124	7,664	414	340	54.91	45.09
10	14	2016	6	18	754	9.84	125	7,664	457	297	60.61	39.39
4	29	2016	6	16	753	9.83	126	7,664	357	396	47.41	52.59
6	24	2016	6	17	753	9.83	127	7,664	382	371	50.73	49.27
7	31	2016	1	15	753	9.83	128	7,664	349	404	46.35	53.65
6	24	2016	6	15	752	9.81	129	7,664	391	361	51.99	48.01
3	11	2016	6	17	750	9.79	130	7,664	382	368	50.93	49.07
7	31	2016	1	16	750	9.79	131	7,664	412	338	54.93	45.07
5	13	2016	6	18	749	9.77	132	7,664	421	328	56.21	43.79
5	27	2016	6	14	749	9.77	133	7,664	355	394	47.40	52.60
9	30	2016	6	15	749	9.77	134	7,664	402	347	53.67	46.33
7	15	2016	6	18	747	9.75	135	7,664	409	338	54.75	45.25
7	29	2016	6	16	747	9.75	136	7,664	407	340	54.48	45.52
6	30	2016	5	16	746	9.73	137	7,664	366	380	49.06	50.94
7	1	2016	6	16	745	9.72	138	7,664	399	346	53.56	46.44
8	19	2016	6	16	745	9.72	139	7,664	416	329	55.84	44.16
11	9	2016	4	17	745	9.72	140	7,664	439	306	58.93	41.07
4	21	2016	5	17	744	9.71	141	7,664	376	368	50.54	49.46
7	20	2016	4	17	744	9.71	142	7,664	370	374	49.73	50.27
5	8	2016	1	12	743	9.69	143	7,664	236	507	31.76	68.24
5	8	2016	1	14	743	9.69	144	7,664	268	475	36.07	63.93
6	9	2016	5	17	743	9.69	145	7,664	400	343	53.84	46.16
6	16	2016	5	16	743	9.69	146	7,664	392	351	52.76	47.24
7	15	2016	6	15	743	9.69	147	7,664	354	389	47.64	52.36
10	2	2016	1	15	743	9.69	148	7,664	325	418	43.74	56.26
4	15	2016	6	16	742	9.68	149	7,664	366	376	49.33	50.67
6	2	2016	5	17	742	9.68	150	7,664	396	346	53.37	46.63
6	3	2016	6	18	742	9.68	151	7,664	425	317	57.28	42.72
6	30	2016	5	17	742	9.68	152	7,664	366	376	49.33	50.67
9	16	2016	6	15	742	9.68	153	7,664	376	366	50.67	49.33
3	4	2016	6	17	741	9.67	154	7,664	381	360	51.42	48.58
4	7	2016	5	17	741	9.67	155	7,664	407	334	54.93	45.07
9	16	2016	6	18	741	9.67	156	7,664	408	333	55.06	44.94
5	8	2016	1	15	740	9.66	157	7,664	320	420	43.24	56.76
6	19	2016	1	16	740	9.66	158	7,664	375	365	50.68	49.32
7	1	2016	6	15	740	9.66	159	7,664	392	348	52.97	47.03
7	17	2016	1	14	740	9.66	160	7,664	307	433	41.49	58.51
4	22	2016	6	16	739	9.64	161	7,664	391	348	52.91	47.09
8	18	2016	5	15	739	9.64	162	7,664	308	431	41.68	58.32
4	22	2016	6	15	738	9.63	163	7,664	356	382	48.24	51.76
9	15	2016	5	17	738	9.63	164	7,664	400	338	54.20	45.80
9	14	2016	4	17	736	9.60	165	7,664	410	326	55.71	44.29
6	17	2016	6	13	735	9.59	166	7,664	360	375	48.98	51.02
7	31	2016	1	14	735	9.59	167	7,664	337	398	45.85	54.15
10	12	2016	4	17	735	9.59	168	7,664	407	328	55.37	44.63
5	20	2016	6	15	734	9.58	169	7,664	358	376	48.77	51.23

MO	DY	YR	DAY OF WK	HR	HR VOL	PERCENT OF AADT	HOUR NUMBER	AADT	EAST VOLUME	WEST VOLUME	PERCENT EAST IS OF TOTAL VOLUME	PERCENT WEST IS OF TOTAL VOLUME
3	25	2016	6	17	733	9.56	170	7,664	395	338	53.89	46.11
6	12	2016	1	13	733	9.56	171	7,664	244	489	33.29	66.71
2	15	2016	2	17	732	9.55	172	7,664	422	310	57.65	42.35
8	4	2016	5	17	732	9.55	173	7,664	379	353	51.78	48.22
8	7	2016	1	13	732	9.55	174	7,664	270	462	36.89	63.11
9	9	2016	6	15	732	9.55	175	7,664	417	315	56.97	43.03
2	26	2016	6	16	731	9.54	176	7,664	363	368	49.66	50.34
3	18	2016	6	16	731	9.54	177	7,664	343	388	46.92	53.08
7	8	2016	6	15	729	9.51	178	7,664	345	384	47.33	52.67
6	10	2016	6	14	727	9.49	179	7,664	337	390	46.35	53.65
6	16	2016	5	17	727	9.49	180	7,664	397	330	54.61	45.39
7	6	2016	4	17	727	9.49	181	7,664	354	373	48.69	51.31
8	12	2016	6	18	726	9.47	182	7,664	414	312	57.02	42.98
10	5	2016	4	16	726	9.47	183	7,664	406	320	55.92	44.08
1	15	2016	6	17	724	9.45	184	7,664	357	367	49.31	50.69
11	3	2016	5	17	724	9.45	185	7,664	365	359	50.41	49.59
4	6	2016	4	17	723	9.43	186	7,664	400	323	55.33	44.67
6	18	2016	7	15	723	9.43	187	7,664	342	381	47.30	52.70
9	28	2016	4	17	723	9.43	188	7,664	393	330	54.36	45.64
11	4	2016	6	15	723	9.43	189	7,664	392	331	54.22	45.78
1	22	2016	6	17	722	9.42	190	7,664	365	357	50.55	49.45
2	12	2016	6	18	722	9.42	191	7,664	363	359	50.28	49.72
3	4	2016	6	16	722	9.42	192	7,664	369	353	51.11	48.89
8	12	2016	6	15	722	9.42	193	7,664	355	367	49.17	50.83
9	25	2016	1	16	721	9.41	194	7,664	374	347	51.87	48.13
5	12	2016	5	16	720	9.39	195	7,664	401	319	55.69	44.31
7	1	2016	6	17	720	9.39	196	7,664	407	313	56.53	43.47
8	7	2016	1	14	720	9.39	197	7,664	281	439	39.03	60.97
9	25	2016	1	12	720	9.39	198	7,664	215	505	29.86	70.14
5	30	2016	2	15	719	9.38	199	7,664	327	392	45.48	54.52
4	8	2016	6	15	718	9.37	200	7,664	337	381	46.94	53.06



**AADT= 19,765      K 30 FACTOR= 13.26      K 100 FACTOR= 12.04      K 200 FACTOR= 11.21      D 30 FACTOR= 53.93**



MO	DY	YR	DAY OF WK	HR	HR VOL	PERCENT OF AADT	HOUR NUMBER	AADT	EAST VOLUME	WEST VOLUME	PERCENT EAST IS OF TOTAL VOLUME	PERCENT WEST IS OF TOTAL VOLUME
6	26	2016	1	16	3,150	15.94	1	19,765	1,338	1,812	42.48	57.52
6	26	2016	1	15	3,034	15.35	2	19,765	1,409	1,625	46.44	53.56
11	27	2016	1	14	2,979	15.07	3	19,765	1,480	1,499	49.68	50.32
6	26	2016	1	17	2,956	14.96	4	19,765	1,281	1,675	43.34	56.66
8	7	2016	1	15	2,844	14.39	5	19,765	1,327	1,517	46.66	53.34
11	27	2016	1	15	2,836	14.35	6	19,765	1,639	1,197	57.79	42.21
8	14	2016	1	15	2,834	14.34	7	19,765	1,248	1,586	44.04	55.96
7	31	2016	1	15	2,833	14.33	8	19,765	1,375	1,458	48.54	51.46
11	23	2016	4	15	2,792	14.13	9	19,765	1,568	1,224	56.16	43.84
11	27	2016	1	13	2,780	14.07	10	19,765	1,190	1,590	42.81	57.19
8	14	2016	1	14	2,757	13.95	11	19,765	1,145	1,612	41.53	58.47
8	7	2016	1	14	2,754	13.93	12	19,765	1,159	1,595	42.08	57.92
11	23	2016	4	16	2,754	13.93	13	19,765	1,668	1,086	60.57	39.43
7	17	2016	1	15	2,749	13.91	14	19,765	1,349	1,400	49.07	50.93
7	24	2016	1	15	2,716	13.74	15	19,765	1,316	1,400	48.45	51.55
8	14	2016	1	13	2,701	13.67	16	19,765	999	1,702	36.99	63.01

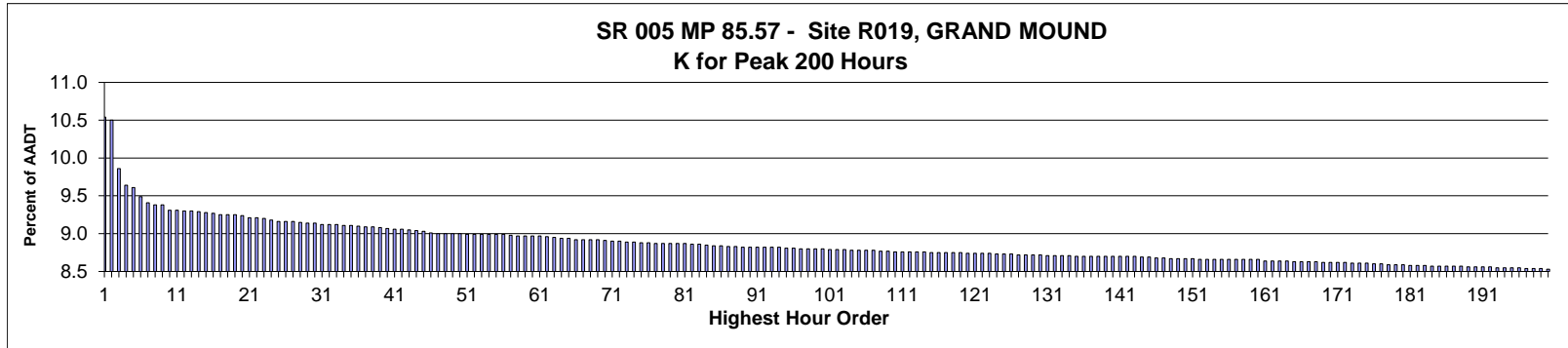
MO	DY	YR	DAY OF WK	HR	HR VOL	PERCENT OF AADT	HOUR NUMBER	AADT	EAST VOLUME	WEST VOLUME	PERCENT EAST IS OF TOTAL VOLUME	PERCENT WEST IS OF TOTAL VOLUME
8	14	2016	1	16	2,684	13.58	17	19,765	1,288	1,396	47.99	52.01
7	17	2016	1	14	2,678	13.55	18	19,765	1,213	1,465	45.29	54.71
9	5	2016	2	14	2,674	13.53	19	19,765	1,098	1,576	41.06	58.94
11	27	2016	1	12	2,674	13.53	20	19,765	942	1,732	35.23	64.77
11	27	2016	1	16	2,673	13.52	21	19,765	1,612	1,061	60.31	39.69
6	26	2016	1	14	2,672	13.52	22	19,765	1,082	1,590	40.49	59.51
8	21	2016	1	14	2,670	13.51	23	19,765	1,124	1,546	42.10	57.90
9	5	2016	2	15	2,651	13.41	24	19,765	1,240	1,411	46.77	53.23
11	23	2016	4	17	2,646	13.39	25	19,765	1,547	1,099	58.47	41.53
11	23	2016	4	14	2,636	13.34	26	19,765	1,289	1,347	48.90	51.10
7	24	2016	1	14	2,626	13.29	27	19,765	1,112	1,514	42.35	57.65
6	26	2016	1	13	2,624	13.28	28	19,765	1,052	1,572	40.09	59.91
7	17	2016	1	13	2,624	13.28	29	19,765	1,141	1,483	43.48	56.52
8	21	2016	1	15	2,620	13.26	30	19,765	1,207	1,413	46.07	53.93
7	24	2016	1	18	2,619	13.25	31	19,765	1,151	1,468	43.95	56.05
9	5	2016	2	13	2,617	13.24	32	19,765	1,041	1,576	39.78	60.22
7	1	2016	6	16	2,610	13.21	33	19,765	1,595	1,015	61.11	38.89
7	22	2016	6	16	2,610	13.21	34	19,765	1,511	1,099	57.89	42.11
8	7	2016	1	13	2,605	13.18	35	19,765	1,024	1,581	39.31	60.69
9	5	2016	2	16	2,603	13.17	36	19,765	1,273	1,330	48.91	51.09
8	7	2016	1	16	2,596	13.13	37	19,765	1,351	1,245	52.04	47.96
7	24	2016	1	13	2,591	13.11	38	19,765	1,150	1,441	44.38	55.62
7	17	2016	1	16	2,589	13.10	39	19,765	1,290	1,299	49.83	50.17
8	28	2016	1	15	2,586	13.08	40	19,765	1,126	1,460	43.54	56.46
11	27	2016	1	17	2,584	13.07	41	19,765	1,716	868	66.41	33.59
8	7	2016	1	12	2,583	13.07	42	19,765	935	1,648	36.20	63.80
7	31	2016	1	16	2,579	13.05	43	19,765	1,197	1,382	46.41	53.59
8	21	2016	1	17	2,577	13.04	44	19,765	1,348	1,229	52.31	47.69
7	31	2016	1	14	2,572	13.01	45	19,765	1,129	1,443	43.90	56.10
7	5	2016	3	15	2,571	13.01	46	19,765	1,178	1,393	45.82	54.18
7	5	2016	3	12	2,569	13.00	47	19,765	856	1,713	33.32	66.68
8	14	2016	1	12	2,568	12.99	48	19,765	888	1,680	34.58	65.42
9	5	2016	2	12	2,561	12.96	49	19,765	973	1,588	37.99	62.01
7	31	2016	1	13	2,558	12.94	50	19,765	995	1,563	38.90	61.10
7	1	2016	6	15	2,549	12.90	51	19,765	1,570	979	61.59	38.41
6	24	2016	6	16	2,548	12.89	52	19,765	1,579	969	61.97	38.03
5	30	2016	2	15	2,547	12.89	53	19,765	1,214	1,333	47.66	52.34
7	24	2016	1	16	2,547	12.89	54	19,765	1,355	1,192	53.20	46.80
7	10	2016	1	15	2,536	12.83	55	19,765	1,159	1,377	45.70	54.30
7	10	2016	1	14	2,511	12.70	56	19,765	1,044	1,467	41.58	58.42
8	21	2016	1	16	2,510	12.70	57	19,765	1,306	1,204	52.03	47.97
5	30	2016	2	16	2,509	12.69	58	19,765	1,239	1,270	49.38	50.62
8	7	2016	1	17	2,508	12.69	59	19,765	1,325	1,183	52.83	47.17
7	24	2016	1	17	2,499	12.64	60	19,765	1,295	1,204	51.82	48.18
7	22	2016	6	15	2,498	12.64	61	19,765	1,362	1,136	54.52	45.48
7	5	2016	3	14	2,494	12.62	62	19,765	1,045	1,449	41.90	58.10
8	28	2016	1	14	2,493	12.61	63	19,765	938	1,555	37.63	62.37
8	21	2016	1	13	2,489	12.59	64	19,765	968	1,521	38.89	61.11
7	1	2016	6	17	2,484	12.57	65	19,765	1,520	964	61.19	38.81
6	26	2016	1	18	2,481	12.55	66	19,765	1,152	1,329	46.43	53.57
7	1	2016	6	13	2,480	12.55	67	19,765	1,364	1,116	55.00	45.00

MO	DY	YR	DAY OF WK	HR	HR VOL	PERCENT OF AADT	HOUR NUMBER	AADT	EAST VOLUME	WEST VOLUME	PERCENT IS OF TOTAL VOLUME	PERCENT WEST IS OF TOTAL VOLUME
7	1	2016	6	14	2,478	12.54	68	19,765	1,452	1,026	58.60	41.40
7	17	2016	1	12	2,474	12.52	69	19,765	967	1,507	39.09	60.91
7	5	2016	3	13	2,470	12.50	70	19,765	926	1,544	37.49	62.51
7	1	2016	6	12	2,467	12.48	71	19,765	1,361	1,106	55.17	44.83
8	14	2016	1	18	2,467	12.48	72	19,765	1,121	1,346	45.44	54.56
6	24	2016	6	15	2,466	12.48	73	19,765	1,551	915	62.90	37.10
6	26	2016	1	12	2,466	12.48	74	19,765	906	1,560	36.74	63.26
5	1	2016	1	15	2,458	12.44	75	19,765	914	1,544	37.18	62.82
7	31	2016	1	12	2,458	12.44	76	19,765	879	1,579	35.76	64.24
5	30	2016	2	14	2,456	12.43	77	19,765	1,092	1,364	44.46	55.54
11	23	2016	4	18	2,445	12.37	78	19,765	1,504	941	61.51	38.49
6	10	2016	6	17	2,443	12.36	79	19,765	1,404	1,039	57.47	42.53
5	1	2016	1	16	2,442	12.36	80	19,765	976	1,466	39.97	60.03
7	10	2016	1	16	2,438	12.33	81	19,765	1,088	1,350	44.63	55.37
7	24	2016	1	12	2,434	12.31	82	19,765	895	1,539	36.77	63.23
5	27	2016	6	17	2,433	12.31	83	19,765	1,239	1,194	50.92	49.08
6	10	2016	6	16	2,430	12.29	84	19,765	1,359	1,071	55.93	44.07
6	17	2016	6	16	2,428	12.28	85	19,765	1,373	1,055	56.55	43.45
7	17	2016	1	17	2,428	12.28	86	19,765	1,258	1,170	51.81	48.19
9	2	2016	6	16	2,419	12.24	87	19,765	1,280	1,139	52.91	47.09
8	12	2016	6	14	2,412	12.20	88	19,765	1,224	1,188	50.75	49.25
6	12	2016	1	15	2,411	12.20	89	19,765	1,096	1,315	45.46	54.54
10	9	2016	1	14	2,402	12.15	90	19,765	792	1,610	32.97	67.03
6	19	2016	1	15	2,396	12.12	91	19,765	1,124	1,272	46.91	53.09
6	10	2016	6	15	2,393	12.11	92	19,765	1,329	1,064	55.54	44.46
6	24	2016	6	14	2,389	12.09	93	19,765	1,312	1,077	54.92	45.08
7	10	2016	1	12	2,389	12.09	94	19,765	742	1,647	31.06	68.94
6	19	2016	1	16	2,387	12.08	95	19,765	1,269	1,118	53.16	46.84
7	15	2016	6	12	2,386	12.07	96	19,765	951	1,435	39.86	60.14
5	27	2016	6	18	2,384	12.06	97	19,765	1,247	1,137	52.31	47.69
8	12	2016	6	15	2,384	12.06	98	19,765	1,286	1,098	53.94	46.06
7	8	2016	6	15	2,382	12.05	99	19,765	1,268	1,114	53.23	46.77
7	1	2016	6	18	2,380	12.04	100	19,765	1,483	897	62.31	37.69
9	2	2016	6	14	2,380	12.04	101	19,765	1,135	1,245	47.69	52.31
8	28	2016	1	16	2,379	12.04	102	19,765	1,048	1,331	44.05	55.95
5	30	2016	2	17	2,377	12.03	103	19,765	1,284	1,093	54.02	45.98
6	17	2016	6	15	2,374	12.01	104	19,765	1,277	1,097	53.79	46.21
12	26	2016	2	14	2,370	11.99	105	19,765	1,274	1,096	53.76	46.24
7	22	2016	6	14	2,369	11.99	106	19,765	1,178	1,191	49.73	50.27
7	15	2016	6	15	2,364	11.96	107	19,765	1,235	1,129	52.24	47.76
8	5	2016	6	15	2,359	11.94	108	19,765	1,214	1,145	51.46	48.54
6	12	2016	1	14	2,357	11.93	109	19,765	940	1,417	39.88	60.12
8	12	2016	6	16	2,356	11.92	110	19,765	1,302	1,054	55.26	44.74
3	20	2016	1	17	2,355	11.92	111	19,765	1,178	1,177	50.02	49.98
7	22	2016	6	17	2,355	11.92	112	19,765	1,387	968	58.90	41.10
10	9	2016	1	13	2,355	11.92	113	19,765	767	1,588	32.57	67.43
6	24	2016	6	17	2,350	11.89	114	19,765	1,451	899	61.74	38.26
8	21	2016	1	12	2,349	11.88	115	19,765	849	1,500	36.14	63.86
7	15	2016	6	14	2,347	11.87	116	19,765	1,084	1,263	46.19	53.81
7	29	2016	6	17	2,345	11.86	117	19,765	1,271	1,074	54.20	45.80
7	22	2016	6	18	2,342	11.85	118	19,765	1,394	948	59.52	40.48

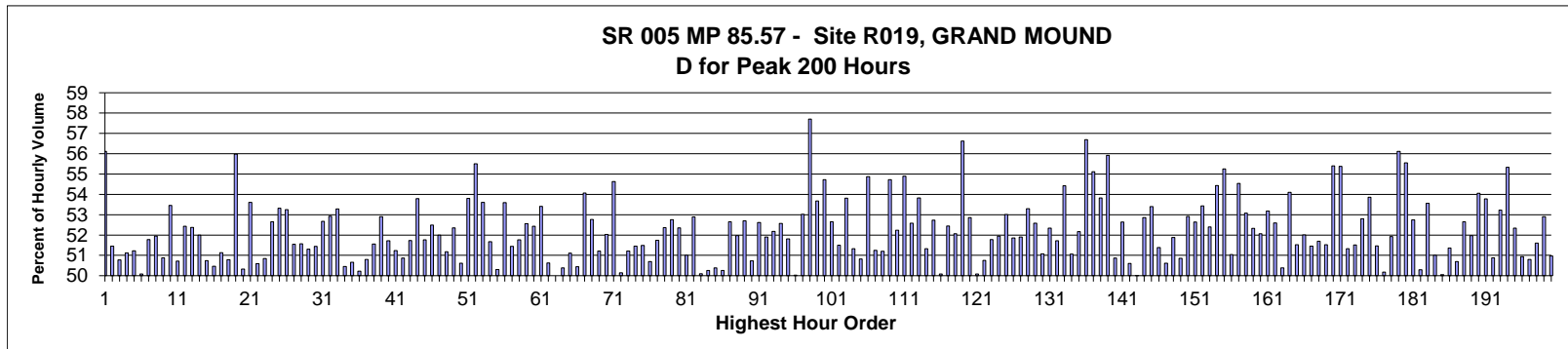


MO	DY	YR	DAY OF WK	HR	HR VOL	PERCENT OF AADT	HOUR NUMBER	AADT	EAST VOLUME	WEST VOLUME	PERCENT IS OF TOTAL VOLUME	PERCENT WEST IS OF TOTAL VOLUME
10	2	2016	1	16	2,338	11.83	119	19,765	1,154	1,184	49.36	50.64
12	26	2016	2	13	2,336	11.82	120	19,765	1,012	1,324	43.32	56.68
6	19	2016	1	14	2,335	11.81	121	19,765	1,079	1,256	46.21	53.79
7	1	2016	6	11	2,332	11.80	122	19,765	1,123	1,209	48.16	51.84
8	5	2016	6	16	2,332	11.80	123	19,765	1,290	1,042	55.32	44.68
6	12	2016	1	16	2,331	11.79	124	19,765	1,118	1,213	47.96	52.04
7	5	2016	3	16	2,330	11.79	125	19,765	1,143	1,187	49.06	50.94
5	1	2016	1	17	2,329	11.78	126	19,765	1,057	1,272	45.38	54.62
8	5	2016	6	17	2,329	11.78	127	19,765	1,342	987	57.62	42.38
8	19	2016	6	14	2,329	11.78	128	19,765	1,227	1,102	52.68	47.32
10	9	2016	1	15	2,326	11.77	129	19,765	940	1,386	40.41	59.59
4	10	2016	1	16	2,325	11.76	130	19,765	1,256	1,069	54.02	45.98
5	30	2016	2	13	2,324	11.76	131	19,765	900	1,424	38.73	61.27
9	5	2016	2	17	2,323	11.75	132	19,765	1,192	1,131	51.31	48.69
3	20	2016	1	15	2,321	11.74	133	19,765	1,107	1,214	47.69	52.31
9	2	2016	6	15	2,320	11.74	134	19,765	1,186	1,134	51.12	48.88
4	17	2016	1	19	2,319	11.73	135	19,765	846	1,473	36.48	63.52
5	27	2016	6	16	2,315	11.71	136	19,765	1,244	1,071	53.74	46.26
7	22	2016	6	12	2,314	11.71	137	19,765	1,022	1,292	44.17	55.83
11	27	2016	1	11	2,310	11.69	138	19,765	632	1,678	27.36	72.64
6	12	2016	1	13	2,309	11.68	139	19,765	903	1,406	39.11	60.89
7	2	2016	7	12	2,308	11.68	140	19,765	1,270	1,038	55.03	44.97
8	19	2016	6	12	2,308	11.68	141	19,765	1,064	1,244	46.10	53.90
12	26	2016	2	15	2,306	11.67	142	19,765	1,385	921	60.06	39.94
8	12	2016	6	17	2,305	11.66	143	19,765	1,316	989	57.09	42.91
4	10	2016	1	15	2,304	11.66	144	19,765	1,143	1,161	49.61	50.39
6	19	2016	1	17	2,302	11.65	145	19,765	1,310	992	56.91	43.09
6	17	2016	6	14	2,301	11.64	146	19,765	1,193	1,108	51.85	48.15
7	2	2016	7	13	2,301	11.64	147	19,765	1,397	904	60.71	39.29
7	31	2016	1	18	2,299	11.63	148	19,765	1,298	1,001	56.46	43.54
7	2	2016	7	11	2,298	11.63	149	19,765	1,184	1,114	51.52	48.48
7	29	2016	6	15	2,298	11.63	150	19,765	1,242	1,056	54.05	45.95
8	19	2016	6	17	2,298	11.63	151	19,765	1,297	1,001	56.44	43.56
8	28	2016	1	17	2,296	11.62	152	19,765	1,104	1,192	48.08	51.92
7	10	2016	1	13	2,294	11.61	153	19,765	855	1,439	37.27	62.73
8	12	2016	6	12	2,292	11.60	154	19,765	1,068	1,224	46.60	53.40
6	17	2016	6	17	2,289	11.58	155	19,765	1,354	935	59.15	40.85
7	15	2016	6	16	2,288	11.58	156	19,765	1,230	1,058	53.76	46.24
8	12	2016	6	18	2,288	11.58	157	19,765	1,307	981	57.12	42.88
9	16	2016	6	18	2,286	11.57	158	19,765	1,296	990	56.69	43.31
12	26	2016	2	12	2,285	11.56	159	19,765	807	1,478	35.32	64.68
9	18	2016	1	16	2,284	11.56	160	19,765	1,172	1,112	51.31	48.69
8	5	2016	6	12	2,283	11.55	161	19,765	1,076	1,207	47.13	52.87
4	15	2016	6	17	2,280	11.54	162	19,765	1,399	881	61.36	38.64
11	26	2016	7	12	2,278	11.53	163	19,765	796	1,482	34.94	65.06
8	12	2016	6	13	2,276	11.52	164	19,765	1,091	1,185	47.93	52.07
8	5	2016	6	13	2,275	11.51	165	19,765	1,098	1,177	48.26	51.74
8	28	2016	1	12	2,275	11.51	166	19,765	785	1,490	34.51	65.49
5	6	2016	6	17	2,273	11.50	167	19,765	1,302	971	57.28	42.72
8	19	2016	6	16	2,273	11.50	168	19,765	1,289	984	56.71	43.29
3	20	2016	1	16	2,272	11.50	169	19,765	1,135	1,137	49.96	50.04

MO	DY	YR	DAY OF WK	HR	HR VOL	PERCENT OF AADT	HOUR NUMBER	AADT	EAST VOLUME	WEST VOLUME	PERCENT EAST IS OF TOTAL VOLUME	PERCENT WEST IS OF TOTAL VOLUME
9	16	2016	6	17	2,271	11.49	170	19,765	1,178	1,093	51.87	48.13
7	15	2016	6	13	2,269	11.48	171	19,765	1,011	1,258	44.56	55.44
4	17	2016	1	18	2,268	11.47	172	19,765	981	1,287	43.25	56.75
7	8	2016	6	14	2,265	11.46	173	19,765	1,119	1,146	49.40	50.60
8	7	2016	1	18	2,265	11.46	174	19,765	1,318	947	58.19	41.81
7	29	2016	6	14	2,263	11.45	175	19,765	1,115	1,148	49.27	50.73
11	23	2016	4	13	2,262	11.44	176	19,765	1,100	1,162	48.63	51.37
8	19	2016	6	13	2,259	11.43	177	19,765	1,167	1,092	51.66	48.34
8	6	2016	7	12	2,251	11.39	178	19,765	1,121	1,130	49.80	50.20
3	27	2016	1	17	2,250	11.38	179	19,765	986	1,264	43.82	56.18
6	24	2016	6	18	2,248	11.37	180	19,765	1,422	826	63.26	36.74
8	19	2016	6	15	2,248	11.37	181	19,765	1,246	1,002	55.43	44.57
7	8	2016	6	17	2,246	11.36	182	19,765	1,288	958	57.35	42.65
10	7	2016	6	16	2,246	11.36	183	19,765	1,309	937	58.28	41.72
8	5	2016	6	14	2,241	11.34	184	19,765	1,120	1,121	49.98	50.02
5	8	2016	1	16	2,240	11.33	185	19,765	919	1,321	41.03	58.97
5	27	2016	6	14	2,239	11.33	186	19,765	1,094	1,145	48.86	51.14
8	5	2016	6	11	2,239	11.33	187	19,765	924	1,315	41.27	58.73
8	28	2016	1	13	2,238	11.32	188	19,765	855	1,383	38.20	61.80
7	31	2016	1	17	2,237	11.32	189	19,765	1,071	1,166	47.88	52.12
9	16	2016	6	15	2,237	11.32	190	19,765	1,215	1,022	54.31	45.69
9	16	2016	6	16	2,237	11.32	191	19,765	1,246	991	55.70	44.30
7	8	2016	6	16	2,235	11.31	192	19,765	1,229	1,006	54.99	45.01
9	18	2016	1	15	2,234	11.30	193	19,765	1,075	1,159	48.12	51.88
8	5	2016	6	18	2,231	11.29	194	19,765	1,344	887	60.24	39.76
5	27	2016	6	15	2,230	11.28	195	19,765	1,153	1,077	51.70	48.30
6	19	2016	1	13	2,224	11.25	196	19,765	862	1,362	38.76	61.24
11	26	2016	7	13	2,224	11.25	197	19,765	860	1,364	38.67	61.33
7	8	2016	6	11	2,223	11.25	198	19,765	855	1,368	38.46	61.54
12	26	2016	2	16	2,219	11.23	199	19,765	1,419	800	63.95	36.05
5	6	2016	6	16	2,215	11.21	200	19,765	1,268	947	57.25	42.75



**AADT= 66,297      K 30 FACTOR= 9.14      K 100 FACTOR= 8.80      K 200 FACTOR= 8.53      D 30 FACTOR= 51.44**



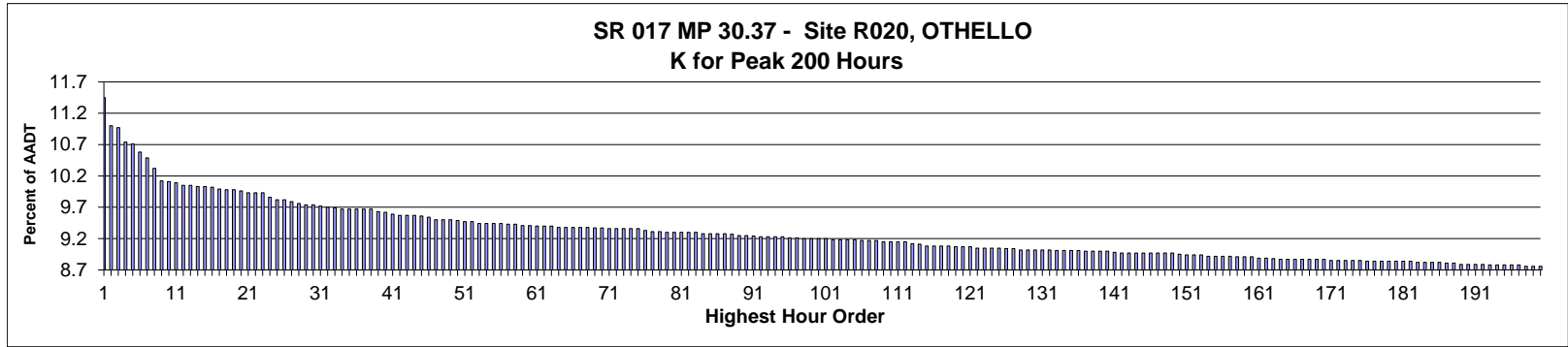
MO	DY	YR	DAY OF WK	HR	HR VOL	PERCENT OF AADT	HOUR NUMBER	AADT	NORTH VOLUME	SOUTH VOLUME	PERCENT NORTH IS OF TOTAL VOLUME	PERCENT SOUTH IS OF TOTAL VOLUME
12	26	2016	2	12	6,987	10.54	1	66,297	3,066	3,921	43.88	56.12
12	26	2016	2	13	6,964	10.50	2	66,297	3,381	3,583	48.55	51.45
12	26	2016	2	14	6,535	9.86	3	66,297	3,318	3,217	50.77	49.23
11	25	2016	6	14	6,393	9.64	4	66,297	3,125	3,268	48.88	51.12
8	28	2016	1	13	6,368	9.61	5	66,297	3,262	3,106	51.22	48.78
8	14	2016	1	13	6,291	9.49	6	66,297	3,151	3,140	50.09	49.91
9	3	2016	7	12	6,236	9.41	7	66,297	3,007	3,229	48.22	51.78
8	21	2016	1	13	6,221	9.38	8	66,297	2,989	3,232	48.05	51.95
8	20	2016	7	12	6,220	9.38	9	66,297	3,165	3,055	50.88	49.12
9	5	2016	2	15	6,175	9.31	10	66,297	3,301	2,874	53.46	46.54
11	26	2016	7	13	6,169	9.31	11	66,297	3,040	3,129	49.28	50.72
12	26	2016	2	15	6,166	9.30	12	66,297	3,233	2,933	52.43	47.57
8	28	2016	1	15	6,164	9.30	13	66,297	3,229	2,935	52.38	47.62
8	6	2016	7	12	6,161	9.29	14	66,297	2,957	3,204	48.00	52.00
8	7	2016	1	18	6,155	9.28	15	66,297	3,123	3,032	50.74	49.26
8	12	2016	6	15	6,146	9.27	16	66,297	3,102	3,044	50.47	49.53

MO	DY	YR	DAY OF WK	HR	HR VOL	PERCENT OF AADT	HOUR NUMBER	AADT	NORTH VOLUME	SOUTH VOLUME	PERCENT NORTH IS OF TOTAL VOLUME	PERCENT SOUTH IS OF TOTAL VOLUME
7	16	2016	7	15	6,133	9.25	17	66,297	2,997	3,136	48.87	51.13
8	14	2016	1	16	6,131	9.25	18	66,297	3,114	3,017	50.79	49.21
9	3	2016	7	11	6,131	9.25	19	66,297	2,699	3,432	44.02	55.98
8	21	2016	1	17	6,123	9.24	20	66,297	3,041	3,082	49.67	50.33
11	26	2016	7	12	6,109	9.21	21	66,297	2,834	3,275	46.39	53.61
11	25	2016	6	13	6,104	9.21	22	66,297	3,016	3,088	49.41	50.59
8	14	2016	1	12	6,102	9.20	23	66,297	3,000	3,102	49.16	50.84
7	2	2016	7	13	6,089	9.18	24	66,297	3,206	2,883	52.65	47.35
7	10	2016	1	17	6,075	9.16	25	66,297	3,239	2,836	53.32	46.68
8	27	2016	7	12	6,071	9.16	26	66,297	2,838	3,233	46.75	53.25
7	17	2016	1	15	6,070	9.16	27	66,297	3,129	2,941	51.55	48.45
7	23	2016	7	12	6,069	9.15	28	66,297	2,939	3,130	48.43	51.57
8	13	2016	7	12	6,060	9.14	29	66,297	2,951	3,109	48.70	51.30
8	28	2016	1	14	6,059	9.14	30	66,297	3,117	2,942	51.44	48.56
7	2	2016	7	11	6,048	9.12	31	66,297	2,862	3,186	47.32	52.68
11	24	2016	5	11	6,048	9.12	32	66,297	2,847	3,201	47.07	52.93
8	13	2016	7	11	6,045	9.12	33	66,297	2,824	3,221	46.72	53.28
7	17	2016	1	14	6,040	9.11	34	66,297	3,047	2,993	50.45	49.55
8	14	2016	1	15	6,038	9.11	35	66,297	3,059	2,979	50.66	49.34
8	7	2016	1	14	6,031	9.10	36	66,297	3,029	3,002	50.22	49.78
8	21	2016	1	16	6,027	9.09	37	66,297	3,062	2,965	50.80	49.20
8	7	2016	1	16	6,024	9.09	38	66,297	3,106	2,918	51.56	48.44
7	10	2016	1	16	6,021	9.08	39	66,297	3,185	2,836	52.90	47.10
7	24	2016	1	14	6,011	9.07	40	66,297	2,902	3,109	48.28	51.72
7	17	2016	1	13	6,007	9.06	41	66,297	2,929	3,078	48.76	51.24
7	15	2016	6	16	6,004	9.06	42	66,297	3,054	2,950	50.87	49.13
11	26	2016	7	14	5,998	9.05	43	66,297	3,103	2,895	51.73	48.27
8	7	2016	1	13	5,992	9.04	44	66,297	2,769	3,223	46.21	53.79
8	7	2016	1	12	5,986	9.03	45	66,297	2,887	3,099	48.23	51.77
7	17	2016	1	16	5,972	9.01	46	66,297	3,135	2,837	52.49	47.51
5	28	2016	7	12	5,969	9.00	47	66,297	2,866	3,103	48.01	51.99
8	12	2016	6	14	5,969	9.00	48	66,297	3,055	2,914	51.18	48.82
7	23	2016	7	11	5,967	9.00	49	66,297	2,843	3,124	47.65	52.35
8	21	2016	1	12	5,967	9.00	50	66,297	2,947	3,020	49.39	50.61
7	16	2016	7	11	5,963	8.99	51	66,297	2,755	3,208	46.20	53.80
9	5	2016	2	16	5,963	8.99	52	66,297	3,310	2,653	55.51	44.49
7	17	2016	1	17	5,962	8.99	53	66,297	3,196	2,766	53.61	46.39
8	7	2016	1	15	5,961	8.99	54	66,297	3,080	2,881	51.67	48.33
7	24	2016	1	16	5,960	8.99	55	66,297	2,962	2,998	49.70	50.30
6	26	2016	1	16	5,959	8.99	56	66,297	3,194	2,765	53.60	46.40
11	26	2016	7	15	5,952	8.98	57	66,297	3,062	2,890	51.44	48.56
7	2	2016	7	12	5,950	8.97	58	66,297	3,080	2,870	51.76	48.24
11	27	2016	1	13	5,946	8.97	59	66,297	3,125	2,821	52.56	47.44
7	15	2016	6	13	5,945	8.97	60	66,297	3,117	2,828	52.43	47.57
8	7	2016	1	17	5,945	8.97	61	66,297	3,175	2,770	53.41	46.59
11	23	2016	4	13	5,937	8.96	62	66,297	2,931	3,006	49.37	50.63
9	3	2016	7	13	5,932	8.95	63	66,297	2,966	2,966	50.00	50.00
7	16	2016	7	12	5,925	8.94	64	66,297	2,940	2,985	49.62	50.38
8	14	2016	1	14	5,925	8.94	65	66,297	3,028	2,897	51.11	48.89
8	20	2016	7	13	5,914	8.92	66	66,297	2,983	2,931	50.44	49.56
8	28	2016	1	16	5,913	8.92	67	66,297	3,197	2,716	54.07	45.93

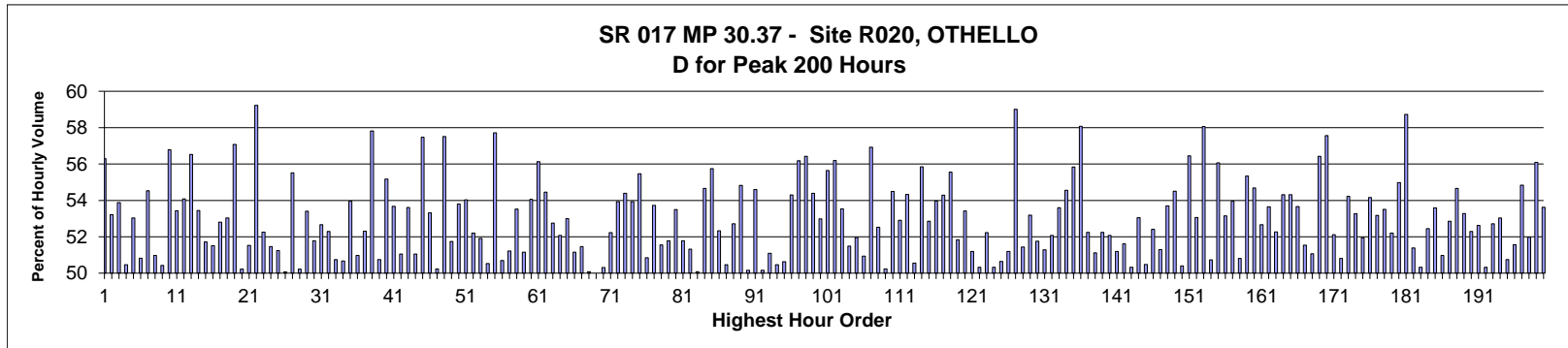
MO	DY	YR	DAY OF WK	HR	HR VOL	PERCENT OF AADT	HOUR NUMBER	AADT	NORTH VOLUME	SOUTH VOLUME	PERCENT NORTH IS OF TOTAL VOLUME	PERCENT SOUTH IS OF TOTAL VOLUME
11	23	2016	4	14	5,912	8.92	68	66,297	3,120	2,792	52.77	47.23
8	12	2016	6	16	5,911	8.92	69	66,297	3,027	2,884	51.21	48.79
7	10	2016	1	15	5,904	8.91	70	66,297	3,072	2,832	52.03	47.97
6	26	2016	1	17	5,902	8.90	71	66,297	3,224	2,678	54.63	45.37
8	28	2016	1	12	5,898	8.90	72	66,297	2,957	2,941	50.14	49.86
8	5	2016	6	16	5,897	8.89	73	66,297	2,877	3,020	48.79	51.21
7	15	2016	6	15	5,893	8.89	74	66,297	3,032	2,861	51.45	48.55
7	23	2016	7	13	5,889	8.88	75	66,297	3,032	2,857	51.49	48.51
12	23	2016	6	15	5,888	8.88	76	66,297	2,903	2,985	49.30	50.70
5	28	2016	7	13	5,883	8.87	77	66,297	2,839	3,044	48.26	51.74
7	10	2016	1	14	5,881	8.87	78	66,297	3,079	2,802	52.36	47.64
6	19	2016	1	14	5,880	8.87	79	66,297	3,102	2,778	52.76	47.24
7	10	2016	1	13	5,880	8.87	80	66,297	3,078	2,802	52.35	47.65
3	27	2016	1	17	5,879	8.87	81	66,297	2,998	2,881	51.00	49.00
7	31	2016	1	16	5,876	8.86	82	66,297	3,108	2,768	52.89	47.11
8	19	2016	6	16	5,874	8.86	83	66,297	2,943	2,931	50.10	49.90
8	20	2016	7	11	5,865	8.85	84	66,297	2,948	2,917	50.26	49.74
8	13	2016	7	13	5,860	8.84	85	66,297	2,908	2,952	49.62	50.38
9	3	2016	7	14	5,860	8.84	86	66,297	2,945	2,915	50.26	49.74
7	31	2016	1	15	5,854	8.83	87	66,297	3,082	2,772	52.65	47.35
7	24	2016	1	15	5,852	8.83	88	66,297	2,811	3,041	48.03	51.97
6	26	2016	1	14	5,850	8.82	89	66,297	3,083	2,767	52.70	47.30
7	1	2016	6	17	5,849	8.82	90	66,297	2,967	2,882	50.73	49.27
8	6	2016	7	11	5,849	8.82	91	66,297	2,771	3,078	47.38	52.62
9	17	2016	7	12	5,848	8.82	92	66,297	3,035	2,813	51.90	48.10
6	25	2016	7	12	5,847	8.82	93	66,297	2,796	3,051	47.82	52.18
11	27	2016	1	12	5,845	8.82	94	66,297	3,073	2,772	52.57	47.43
6	18	2016	7	12	5,843	8.81	95	66,297	2,816	3,027	48.19	51.81
8	21	2016	1	14	5,842	8.81	96	66,297	2,919	2,923	49.97	50.03
8	14	2016	1	17	5,835	8.80	97	66,297	3,094	2,741	53.02	46.98
12	26	2016	2	11	5,835	8.80	98	66,297	2,468	3,367	42.30	57.70
8	27	2016	7	14	5,833	8.80	99	66,297	2,702	3,131	46.32	53.68
5	30	2016	2	15	5,832	8.80	100	66,297	3,191	2,641	54.72	45.28
6	26	2016	1	15	5,829	8.79	101	66,297	3,069	2,760	52.65	47.35
7	31	2016	1	12	5,829	8.79	102	66,297	2,827	3,002	48.50	51.50
5	28	2016	7	11	5,826	8.79	103	66,297	2,691	3,135	46.19	53.81
7	8	2016	6	14	5,823	8.78	104	66,297	2,989	2,834	51.33	48.67
9	17	2016	7	13	5,821	8.78	105	66,297	2,958	2,863	50.82	49.18
5	30	2016	2	16	5,819	8.78	106	66,297	3,193	2,626	54.87	45.13
7	2	2016	7	14	5,818	8.78	107	66,297	2,982	2,836	51.25	48.75
11	11	2016	6	14	5,816	8.77	108	66,297	2,838	2,978	48.80	51.20
4	10	2016	1	14	5,813	8.77	109	66,297	3,181	2,632	54.72	45.28
8	26	2016	6	16	5,810	8.76	110	66,297	2,775	3,035	47.76	52.24
8	14	2016	1	18	5,808	8.76	111	66,297	3,188	2,620	54.89	45.11
12	26	2016	2	16	5,808	8.76	112	66,297	3,054	2,754	52.58	47.42
8	27	2016	7	13	5,807	8.76	113	66,297	2,681	3,126	46.17	53.83
9	5	2016	2	12	5,806	8.76	114	66,297	2,980	2,826	51.33	48.67
8	21	2016	1	19	5,803	8.75	115	66,297	3,060	2,743	52.73	47.27
8	12	2016	6	12	5,799	8.75	116	66,297	2,904	2,895	50.08	49.92
9	25	2016	1	18	5,799	8.75	117	66,297	3,041	2,758	52.44	47.56
8	5	2016	6	15	5,798	8.75	118	66,297	2,779	3,019	47.93	52.07

MO	DY	YR	DAY OF WK	HR	HR VOL	PERCENT OF AADT	HOUR NUMBER	AADT	NORTH VOLUME	SOUTH VOLUME	PERCENT NORTH IS OF TOTAL VOLUME	PERCENT SOUTH IS OF TOTAL VOLUME
9	5	2016	2	17	5,798	8.75	119	66,297	3,283	2,515	56.62	43.38
3	27	2016	1	18	5,796	8.74	120	66,297	3,064	2,732	52.86	47.14
9	2	2016	6	16	5,795	8.74	121	66,297	2,902	2,893	50.08	49.92
7	5	2016	3	13	5,793	8.74	122	66,297	2,940	2,853	50.75	49.25
7	24	2016	1	13	5,792	8.74	123	66,297	2,999	2,793	51.78	48.22
8	21	2016	1	15	5,790	8.73	124	66,297	3,008	2,782	51.95	48.05
8	26	2016	6	12	5,786	8.73	125	66,297	2,719	3,067	46.99	53.01
8	12	2016	6	13	5,785	8.73	126	66,297	3,000	2,785	51.86	48.14
7	15	2016	6	14	5,784	8.72	127	66,297	3,002	2,782	51.90	48.10
11	13	2016	1	16	5,784	8.72	128	66,297	3,083	2,701	53.30	46.70
11	26	2016	7	16	5,782	8.72	129	66,297	3,040	2,742	52.58	47.42
7	17	2016	1	12	5,779	8.72	130	66,297	2,827	2,952	48.92	51.08
11	11	2016	6	15	5,776	8.71	131	66,297	2,753	3,023	47.66	52.34
5	8	2016	1	17	5,775	8.71	132	66,297	2,987	2,788	51.72	48.28
6	12	2016	1	17	5,774	8.71	133	66,297	3,142	2,632	54.42	45.58
8	6	2016	7	13	5,774	8.71	134	66,297	2,948	2,826	51.06	48.94
8	26	2016	6	15	5,771	8.70	135	66,297	2,760	3,011	47.83	52.17
3	20	2016	1	17	5,770	8.70	136	66,297	3,271	2,499	56.69	43.31
8	28	2016	1	17	5,770	8.70	137	66,297	3,180	2,590	55.11	44.89
9	10	2016	7	12	5,770	8.70	138	66,297	2,664	3,106	46.17	53.83
4	10	2016	1	16	5,767	8.70	139	66,297	3,225	2,542	55.92	44.08
8	19	2016	6	12	5,766	8.70	140	66,297	2,933	2,833	50.87	49.13
9	2	2016	6	17	5,766	8.70	141	66,297	2,731	3,035	47.36	52.64
7	1	2016	6	16	5,765	8.70	142	66,297	2,917	2,848	50.60	49.40
7	8	2016	6	15	5,765	8.70	143	66,297	2,882	2,883	49.99	50.01
6	12	2016	1	15	5,764	8.69	144	66,297	3,047	2,717	52.86	47.14
7	31	2016	1	17	5,762	8.69	145	66,297	3,077	2,685	53.40	46.60
6	24	2016	6	16	5,756	8.68	146	66,297	2,958	2,798	51.39	48.61
9	16	2016	6	15	5,754	8.68	147	66,297	2,912	2,842	50.61	49.39
9	16	2016	6	17	5,750	8.67	148	66,297	2,983	2,767	51.88	48.12
6	19	2016	1	13	5,746	8.67	149	66,297	2,922	2,824	50.85	49.15
6	26	2016	1	13	5,746	8.67	150	66,297	3,041	2,705	52.92	47.08
5	30	2016	2	13	5,745	8.67	151	66,297	3,024	2,721	52.64	47.36
6	12	2016	1	14	5,744	8.66	152	66,297	3,069	2,675	53.43	46.57
7	24	2016	1	17	5,744	8.66	153	66,297	3,010	2,734	52.40	47.60
4	10	2016	1	17	5,741	8.66	154	66,297	3,125	2,616	54.43	45.57
7	23	2016	7	14	5,741	8.66	155	66,297	3,172	2,569	55.25	44.75
8	6	2016	7	14	5,741	8.66	156	66,297	2,930	2,811	51.04	48.96
8	7	2016	1	19	5,741	8.66	157	66,297	3,131	2,610	54.54	45.46
7	17	2016	1	18	5,740	8.66	158	66,297	3,047	2,693	53.08	46.92
7	31	2016	1	14	5,740	8.66	159	66,297	3,004	2,736	52.33	47.67
11	27	2016	1	14	5,739	8.66	160	66,297	2,988	2,751	52.06	47.94
8	19	2016	6	14	5,731	8.64	161	66,297	3,048	2,683	53.18	46.82
9	5	2016	2	14	5,731	8.64	162	66,297	2,717	3,014	47.41	52.59
7	31	2016	1	13	5,730	8.64	163	66,297	2,843	2,887	49.62	50.38
3	26	2016	7	12	5,725	8.64	164	66,297	2,628	3,097	45.90	54.10
6	12	2016	1	13	5,722	8.63	165	66,297	2,948	2,774	51.52	48.48
7	9	2016	7	12	5,722	8.63	166	66,297	2,746	2,976	47.99	52.01
8	5	2016	6	17	5,722	8.63	167	66,297	2,778	2,944	48.55	51.45
9	2	2016	6	14	5,722	8.63	168	66,297	2,764	2,958	48.30	51.70
8	7	2016	1	20	5,716	8.62	169	66,297	2,945	2,771	51.52	48.48

MO	DY	YR	DAY OF WK	HR	HR VOL	PERCENT OF AADT	HOUR NUMBER	AADT	NORTH VOLUME	SOUTH VOLUME	PERCENT NORTH IS OF TOTAL VOLUME	PERCENT SOUTH IS OF TOTAL VOLUME
6	26	2016	1	18	5,715	8.62	170	66,297	3,166	2,549	55.40	44.60
5	22	2016	1	16	5,713	8.62	171	66,297	3,164	2,549	55.38	44.62
7	5	2016	3	14	5,712	8.62	172	66,297	2,932	2,780	51.33	48.67
11	23	2016	4	15	5,711	8.61	173	66,297	2,942	2,769	51.51	48.49
7	5	2016	3	12	5,710	8.61	174	66,297	2,695	3,015	47.20	52.80
7	30	2016	7	11	5,706	8.61	175	66,297	2,633	3,073	46.14	53.86
9	4	2016	1	13	5,704	8.60	176	66,297	2,935	2,769	51.46	48.54
11	23	2016	4	16	5,704	8.60	177	66,297	2,842	2,862	49.82	50.18
9	5	2016	2	13	5,698	8.59	178	66,297	2,739	2,959	48.07	51.93
5	22	2016	1	17	5,695	8.59	179	66,297	3,196	2,499	56.12	43.88
7	17	2016	1	19	5,694	8.59	180	66,297	3,163	2,531	55.55	44.45
11	23	2016	4	12	5,690	8.58	181	66,297	2,689	3,001	47.26	52.74
6	25	2016	7	13	5,687	8.58	182	66,297	2,860	2,827	50.29	49.71
11	27	2016	1	15	5,687	8.58	183	66,297	3,046	2,641	53.56	46.44
12	30	2016	6	15	5,684	8.57	184	66,297	2,899	2,785	51.00	49.00
6	26	2016	1	12	5,682	8.57	185	66,297	2,838	2,844	49.95	50.05
7	30	2016	7	12	5,680	8.57	186	66,297	2,763	2,917	48.64	51.36
6	3	2016	6	16	5,679	8.57	187	66,297	2,800	2,879	49.30	50.70
9	2	2016	6	13	5,679	8.57	188	66,297	2,990	2,689	52.65	47.35
7	24	2016	1	12	5,676	8.56	189	66,297	2,726	2,950	48.03	51.97
12	23	2016	6	16	5,676	8.56	190	66,297	2,608	3,068	45.95	54.05
11	11	2016	6	12	5,673	8.56	191	66,297	2,622	3,051	46.22	53.78
8	19	2016	6	17	5,672	8.56	192	66,297	2,786	2,886	49.12	50.88
10	23	2016	1	17	5,670	8.55	193	66,297	3,018	2,652	53.23	46.77
12	27	2016	3	12	5,670	8.55	194	66,297	2,533	3,137	44.67	55.33
4	15	2016	6	17	5,667	8.55	195	66,297	2,966	2,701	52.34	47.66
12	23	2016	6	14	5,667	8.55	196	66,297	2,887	2,780	50.94	49.06
3	27	2016	1	16	5,661	8.54	197	66,297	2,876	2,785	50.80	49.20
6	17	2016	6	16	5,659	8.54	198	66,297	2,739	2,920	48.40	51.60
9	16	2016	6	16	5,659	8.54	199	66,297	2,994	2,665	52.91	47.09
7	8	2016	6	13	5,658	8.53	200	66,297	2,884	2,774	50.97	49.03



**AADT= 6,937      K 30 FACTOR= 9.74      K 100 FACTOR= 9.20      K 200 FACTOR= 8.76      D 30 FACTOR= 51.78**



MO	DY	YR	DAY OF WK	HR	HR VOL	PERCENT OF AADT	HOUR NUMBER	AADT	NORTH VOLUME	SOUTH VOLUME	PERCENT NORTH IS OF TOTAL VOLUME	PERCENT SOUTH IS OF TOTAL VOLUME
10	28	2016	6	17	794	11.45	1	6,937	347	447	43.70	56.30
9	16	2016	6	17	763	11.00	2	6,937	357	406	46.79	53.21
11	4	2016	6	17	761	10.97	3	6,937	351	410	46.12	53.88
9	23	2016	6	17	745	10.74	4	6,937	369	376	49.53	50.47
10	21	2016	6	17	743	10.71	5	6,937	349	394	46.97	53.03
9	30	2016	6	18	734	10.58	6	6,937	361	373	49.18	50.82
10	20	2016	5	17	728	10.49	7	6,937	331	397	45.47	54.53
11	18	2016	6	17	716	10.32	8	6,937	351	365	49.02	50.98
10	21	2016	6	18	702	10.12	9	6,937	354	348	50.43	49.57
11	17	2016	5	17	701	10.11	10	6,937	303	398	43.22	56.78
8	19	2016	6	17	700	10.09	11	6,937	326	374	46.57	53.43
4	22	2016	6	18	697	10.05	12	6,937	320	377	45.91	54.09
11	16	2016	4	17	697	10.05	13	6,937	303	394	43.47	56.53
9	9	2016	6	17	696	10.03	14	6,937	324	372	46.55	53.45
9	28	2016	4	17	696	10.03	15	6,937	336	360	48.28	51.72
10	7	2016	6	18	695	10.02	16	6,937	337	358	48.49	51.51

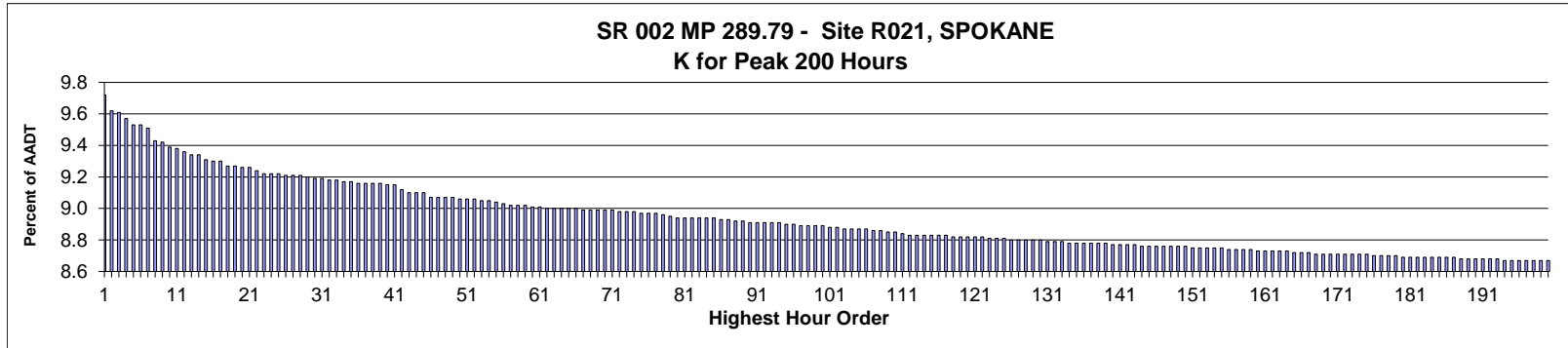


MO	DY	YR	DAY OF WK	HR	HR VOL	PERCENT OF AADT	HOUR NUMBER	AADT	NORTH VOLUME	SOUTH VOLUME	PERCENT NORTH IS OF TOTAL VOLUME	PERCENT SOUTH IS OF TOTAL VOLUME
5	13	2016	6	17	693	9.99	17	6,937	366	327	52.81	47.19
9	2	2016	6	18	692	9.98	18	6,937	367	325	53.03	46.97
10	28	2016	6	18	692	9.98	19	6,937	297	395	42.92	57.08
2	26	2016	6	18	691	9.96	20	6,937	344	347	49.78	50.22
4	22	2016	6	17	689	9.93	21	6,937	334	355	48.48	51.52
11	8	2016	3	17	689	9.93	22	6,937	281	408	40.78	59.22
11	23	2016	4	16	689	9.93	23	6,937	329	360	47.75	52.25
10	7	2016	6	17	684	9.86	24	6,937	352	332	51.46	48.54
6	3	2016	6	17	681	9.82	25	6,937	349	332	51.25	48.75
12	2	2016	6	17	681	9.82	26	6,937	340	341	49.93	50.07
5	13	2016	6	18	679	9.79	27	6,937	302	377	44.48	55.52
9	30	2016	6	17	677	9.76	28	6,937	337	340	49.78	50.22
3	18	2016	6	17	676	9.74	29	6,937	315	361	46.60	53.40
4	15	2016	6	17	676	9.74	30	6,937	350	326	51.78	48.22
6	10	2016	6	17	674	9.72	31	6,937	319	355	47.33	52.67
9	2	2016	6	17	673	9.70	32	6,937	352	321	52.30	47.70
10	14	2016	6	18	672	9.69	33	6,937	331	341	49.26	50.74
5	26	2016	5	17	671	9.67	34	6,937	331	340	49.33	50.67
6	10	2016	6	18	671	9.67	35	6,937	362	309	53.95	46.05
9	9	2016	6	18	671	9.67	36	6,937	342	329	50.97	49.03
9	22	2016	5	17	671	9.67	37	6,937	320	351	47.69	52.31
10	25	2016	3	17	671	9.67	38	6,937	283	388	42.18	57.82
6	24	2016	6	18	668	9.63	39	6,937	329	339	49.25	50.75
10	13	2016	5	17	667	9.62	40	6,937	299	368	44.83	55.17
8	24	2016	4	17	665	9.59	41	6,937	308	357	46.32	53.68
3	11	2016	6	17	664	9.57	42	6,937	325	339	48.95	51.05
4	22	2016	6	16	664	9.57	43	6,937	308	356	46.39	53.61
7	15	2016	6	17	664	9.57	44	6,937	325	339	48.95	51.05
11	10	2016	5	18	663	9.56	45	6,937	282	381	42.53	57.47
6	3	2016	6	18	662	9.54	46	6,937	309	353	46.68	53.32
6	17	2016	6	17	659	9.50	47	6,937	331	328	50.23	49.77
11	11	2016	6	17	659	9.50	48	6,937	280	379	42.49	57.51
11	21	2016	2	17	659	9.50	49	6,937	318	341	48.25	51.75
9	2	2016	6	16	658	9.49	50	6,937	354	304	53.80	46.20
5	13	2016	6	16	657	9.47	51	6,937	355	302	54.03	45.97
8	11	2016	5	17	657	9.47	52	6,937	314	343	47.79	52.21
4	29	2016	6	17	655	9.44	53	6,937	315	340	48.09	51.91
5	5	2016	5	17	655	9.44	54	6,937	324	331	49.47	50.53
7	14	2016	5	17	655	9.44	55	6,937	277	378	42.29	57.71
8	12	2016	6	18	655	9.44	56	6,937	332	323	50.69	49.31
5	20	2016	6	17	654	9.43	57	6,937	319	335	48.78	51.22
8	16	2016	3	17	654	9.43	58	6,937	304	350	46.48	53.52
4	14	2016	5	17	653	9.41	59	6,937	334	319	51.15	48.85
9	16	2016	6	18	653	9.41	60	6,937	300	353	45.94	54.06
10	4	2016	3	18	652	9.40	61	6,937	286	366	43.87	56.13
10	6	2016	5	17	652	9.40	62	6,937	297	355	45.55	54.45
11	4	2016	6	16	652	9.40	63	6,937	344	308	52.76	47.24
4	1	2016	6	16	651	9.38	64	6,937	339	312	52.07	47.93
6	2	2016	5	17	651	9.38	65	6,937	306	345	47.00	53.00
8	5	2016	6	16	651	9.38	66	6,937	333	318	51.15	48.85
8	12	2016	6	16	651	9.38	67	6,937	335	316	51.46	48.54

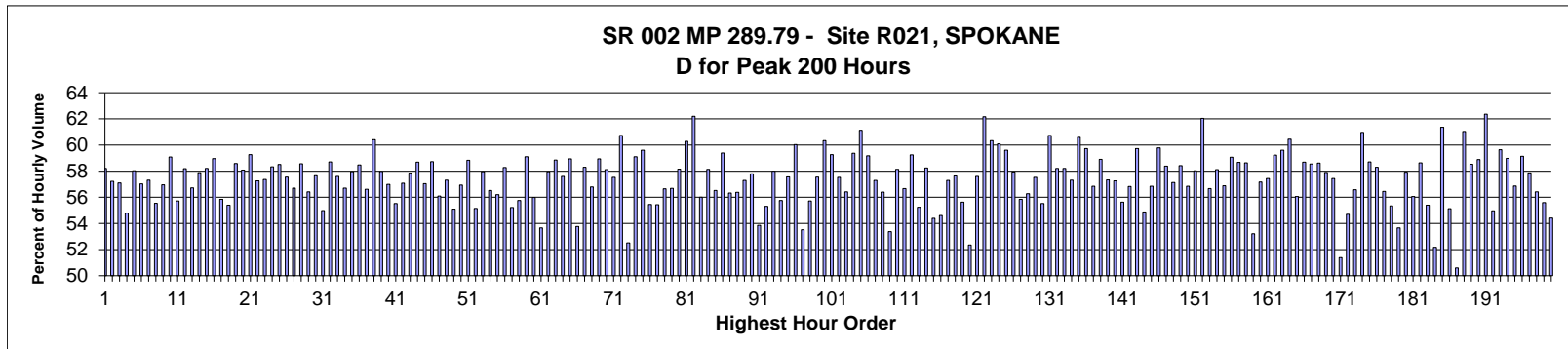
MO	DY	YR	DAY OF WK	HR	HR VOL	PERCENT OF AADT	HOUR NUMBER	AADT	NORTH VOLUME	SOUTH VOLUME	PERCENT NORTH IS OF TOTAL VOLUME	PERCENT SOUTH IS OF TOTAL VOLUME
9	23	2016	6	18	651	9.38	68	6,937	325	326	49.92	50.08
2	26	2016	6	17	650	9.37	69	6,937	325	325	50.00	50.00
5	6	2016	6	18	650	9.37	70	6,937	323	327	49.69	50.31
5	20	2016	6	18	649	9.36	71	6,937	310	339	47.77	52.23
6	16	2016	5	18	649	9.36	72	6,937	299	350	46.07	53.93
8	11	2016	5	16	649	9.36	73	6,937	353	296	54.39	45.61
8	12	2016	6	17	649	9.36	74	6,937	299	350	46.07	53.93
11	10	2016	5	17	649	9.36	75	6,937	289	360	44.53	55.47
6	24	2016	6	17	647	9.33	76	6,937	329	318	50.85	49.15
10	3	2016	2	17	646	9.31	77	6,937	299	347	46.28	53.72
10	18	2016	3	17	646	9.31	78	6,937	313	333	48.45	51.55
5	20	2016	6	16	645	9.30	79	6,937	334	311	51.78	48.22
6	10	2016	6	16	645	9.30	80	6,937	300	345	46.51	53.49
6	23	2016	5	18	645	9.30	81	6,937	311	334	48.22	51.78
10	14	2016	6	17	645	9.30	82	6,937	314	331	48.68	51.32
11	18	2016	6	16	645	9.30	83	6,937	323	322	50.08	49.92
4	1	2016	6	17	644	9.28	84	6,937	352	292	54.66	45.34
5	27	2016	6	17	644	9.28	85	6,937	359	285	55.75	44.25
9	15	2016	5	18	644	9.28	86	6,937	307	337	47.67	52.33
10	21	2016	6	16	644	9.28	87	6,937	319	325	49.53	50.47
6	3	2016	6	16	643	9.27	88	6,937	339	304	52.72	47.28
5	27	2016	6	18	642	9.25	89	6,937	352	290	54.83	45.17
9	26	2016	2	17	642	9.25	90	6,937	322	320	50.16	49.84
11	9	2016	4	17	641	9.24	91	6,937	291	350	45.40	54.60
7	8	2016	6	18	640	9.23	92	6,937	319	321	49.84	50.16
7	28	2016	5	18	640	9.23	93	6,937	313	327	48.91	51.09
8	5	2016	6	17	640	9.23	94	6,937	317	323	49.53	50.47
8	17	2016	4	18	640	9.23	95	6,937	316	324	49.38	50.63
2	5	2016	6	17	639	9.21	96	6,937	292	347	45.70	54.30
6	16	2016	5	17	639	9.21	97	6,937	280	359	43.82	56.18
9	14	2016	4	18	638	9.20	98	6,937	278	360	43.57	56.43
9	27	2016	3	17	638	9.20	99	6,937	291	347	45.61	54.39
10	26	2016	4	17	638	9.20	100	6,937	300	338	47.02	52.98
11	15	2016	3	17	638	9.20	101	6,937	283	355	44.36	55.64
3	4	2016	6	17	637	9.18	102	6,937	279	358	43.80	56.20
6	29	2016	4	18	637	9.18	103	6,937	296	341	46.47	53.53
8	11	2016	5	18	637	9.18	104	6,937	309	328	48.51	51.49
10	28	2016	6	16	637	9.18	105	6,937	306	331	48.04	51.96
8	19	2016	6	18	636	9.17	106	6,937	312	324	49.06	50.94
10	19	2016	4	17	636	9.17	107	6,937	274	362	43.08	56.92
12	16	2016	6	17	636	9.17	108	6,937	302	334	47.48	52.52
6	2	2016	5	18	635	9.15	109	6,937	319	316	50.24	49.76
8	5	2016	6	15	635	9.15	110	6,937	346	289	54.49	45.51
9	6	2016	3	17	635	9.15	111	6,937	299	336	47.09	52.91
11	30	2016	4	17	635	9.15	112	6,937	290	345	45.67	54.33
5	6	2016	6	17	633	9.12	113	6,937	313	320	49.45	50.55
9	16	2016	6	16	632	9.11	114	6,937	353	279	55.85	44.15
7	15	2016	6	18	630	9.08	115	6,937	333	297	52.86	47.14
7	22	2016	6	16	630	9.08	116	6,937	290	340	46.03	53.97
10	10	2016	2	17	630	9.08	117	6,937	288	342	45.71	54.29
10	27	2016	5	17	630	9.08	118	6,937	280	350	44.44	55.56

MO	DY	YR	DAY OF WK	HR	HR VOL	PERCENT OF AADT	HOUR NUMBER	AADT	NORTH VOLUME	SOUTH VOLUME	PERCENT NORTH IS OF TOTAL VOLUME	PERCENT SOUTH IS OF TOTAL VOLUME
9	29	2016	5	17	629	9.07	119	6,937	303	326	48.17	51.83
10	6	2016	5	18	629	9.07	120	6,937	293	336	46.58	53.42
11	18	2016	6	18	629	9.07	121	6,937	307	322	48.81	51.19
4	28	2016	5	17	628	9.05	122	6,937	316	312	50.32	49.68
5	25	2016	4	17	628	9.05	123	6,937	300	328	47.77	52.23
5	27	2016	6	15	628	9.05	124	6,937	316	312	50.32	49.68
6	30	2016	5	17	628	9.05	125	6,937	318	310	50.64	49.36
10	24	2016	2	17	627	9.04	126	6,937	306	321	48.80	51.20
11	3	2016	5	17	627	9.04	127	6,937	257	370	40.99	59.01
4	29	2016	6	16	626	9.02	128	6,937	322	304	51.44	48.56
5	23	2016	2	18	626	9.02	129	6,937	293	333	46.81	53.19
7	15	2016	6	16	626	9.02	130	6,937	302	324	48.24	51.76
9	28	2016	4	18	626	9.02	131	6,937	305	321	48.72	51.28
11	4	2016	6	18	626	9.02	132	6,937	300	326	47.92	52.08
7	22	2016	6	17	625	9.01	133	6,937	290	335	46.40	53.60
10	4	2016	3	17	625	9.01	134	6,937	284	341	45.44	54.56
12	6	2016	3	17	625	9.01	135	6,937	276	349	44.16	55.84
12	7	2016	4	17	625	9.01	136	6,937	262	363	41.92	58.08
4	29	2016	6	18	624	9.00	137	6,937	326	298	52.24	47.76
5	19	2016	5	18	624	9.00	138	6,937	305	319	48.88	51.12
9	1	2016	5	17	624	9.00	139	6,937	298	326	47.76	52.24
9	15	2016	5	17	624	9.00	140	6,937	325	299	52.08	47.92
4	15	2016	6	18	623	8.98	141	6,937	319	304	51.20	48.80
3	25	2016	6	18	622	8.97	142	6,937	321	301	51.61	48.39
6	28	2016	3	18	622	8.97	143	6,937	309	313	49.68	50.32
7	12	2016	3	17	622	8.97	144	6,937	292	330	46.95	53.05
7	14	2016	5	18	622	8.97	145	6,937	308	314	49.52	50.48
7	29	2016	6	18	622	8.97	146	6,937	326	296	52.41	47.59
8	26	2016	6	17	622	8.97	147	6,937	303	319	48.71	51.29
9	13	2016	3	17	622	8.97	148	6,937	288	334	46.30	53.70
11	1	2016	3	18	622	8.97	149	6,937	283	339	45.50	54.50
3	11	2016	6	18	621	8.95	150	6,937	313	308	50.40	49.60
3	11	2016	6	16	620	8.94	151	6,937	350	270	56.45	43.55
4	15	2016	6	16	620	8.94	152	6,937	329	291	53.06	46.94
12	1	2016	5	17	620	8.94	153	6,937	260	360	41.94	58.06
6	30	2016	5	18	619	8.92	154	6,937	305	314	49.27	50.73
10	20	2016	5	18	619	8.92	155	6,937	272	347	43.94	56.06
11	7	2016	2	17	619	8.92	156	6,937	290	329	46.85	53.15
11	14	2016	2	17	619	8.92	157	6,937	285	334	46.04	53.96
7	8	2016	6	17	618	8.91	158	6,937	314	304	50.81	49.19
9	8	2016	5	17	618	8.91	159	6,937	276	342	44.66	55.34
10	26	2016	4	16	618	8.91	160	6,937	280	338	45.31	54.69
8	15	2016	2	18	617	8.89	161	6,937	292	325	47.33	52.67
9	6	2016	3	18	617	8.89	162	6,937	286	331	46.35	53.65
10	20	2016	5	16	616	8.88	163	6,937	294	322	47.73	52.27
5	27	2016	6	16	615	8.87	164	6,937	334	281	54.31	45.69
6	1	2016	4	17	615	8.87	165	6,937	281	334	45.69	54.31
8	3	2016	4	17	615	8.87	166	6,937	285	330	46.34	53.66
8	26	2016	6	16	615	8.87	167	6,937	317	298	51.54	48.46
8	26	2016	6	18	615	8.87	168	6,937	301	314	48.94	51.06
11	22	2016	3	17	615	8.87	169	6,937	268	347	43.58	56.42

MO	DY	YR	DAY OF WK	HR	HR VOL	PERCENT OF AADT	HOUR NUMBER	AADT	NORTH VOLUME	SOUTH VOLUME	PERCENT NORTH IS OF TOTAL VOLUME	PERCENT SOUTH IS OF TOTAL VOLUME
11	29	2016	3	17	615	8.87	170	6,937	261	354	42.44	57.56
4	8	2016	6	17	614	8.85	171	6,937	294	320	47.88	52.12
7	21	2016	5	17	614	8.85	172	6,937	302	312	49.19	50.81
7	28	2016	5	17	614	8.85	173	6,937	281	333	45.77	54.23
9	21	2016	4	17	614	8.85	174	6,937	287	327	46.74	53.26
10	24	2016	2	18	614	8.85	175	6,937	295	319	48.05	51.95
3	31	2016	5	17	613	8.84	176	6,937	281	332	45.84	54.16
6	17	2016	6	16	613	8.84	177	6,937	326	287	53.18	46.82
7	7	2016	5	18	613	8.84	178	6,937	285	328	46.49	53.51
9	23	2016	6	16	613	8.84	179	6,937	320	293	52.20	47.80
10	5	2016	4	17	613	8.84	180	6,937	276	337	45.02	54.98
10	28	2016	6	15	613	8.84	181	6,937	253	360	41.27	58.73
11	2	2016	4	17	613	8.84	182	6,937	298	315	48.61	51.39
5	26	2016	5	18	612	8.82	183	6,937	304	308	49.67	50.33
6	15	2016	4	18	612	8.82	184	6,937	291	321	47.55	52.45
7	7	2016	5	16	612	8.82	185	6,937	284	328	46.41	53.59
8	8	2016	2	17	612	8.82	186	6,937	300	312	49.02	50.98
8	19	2016	6	16	611	8.81	187	6,937	323	288	52.86	47.14
10	25	2016	3	18	611	8.81	188	6,937	277	334	45.34	54.66
3	25	2016	6	17	610	8.79	189	6,937	285	325	46.72	53.28
5	16	2016	2	18	610	8.79	190	6,937	291	319	47.70	52.30
7	6	2016	4	17	610	8.79	191	6,937	289	321	47.38	52.62
8	31	2016	4	17	610	8.79	192	6,937	307	303	50.33	49.67
3	18	2016	6	16	609	8.78	193	6,937	321	288	52.71	47.29
5	19	2016	5	17	609	8.78	194	6,937	286	323	46.96	53.04
8	5	2016	6	18	609	8.78	195	6,937	309	300	50.74	49.26
8	25	2016	5	18	609	8.78	196	6,937	295	314	48.44	51.56
9	26	2016	2	18	609	8.78	197	6,937	275	334	45.16	54.84
2	11	2016	5	17	608	8.76	198	6,937	316	292	51.97	48.03
2	19	2016	6	18	608	8.76	199	6,937	267	341	43.91	56.09
3	10	2016	5	17	608	8.76	200	6,937	282	326	46.38	53.62



AADT= 42,129      K 30 FACTOR= 9.19      K 100 FACTOR= 8.89      K 200 FACTOR= 8.67      D 30 FACTOR= 57.65



MO	DY	YR	DAY OF WK	HR	HR VOL	PERCENT OF AADT	HOUR NUMBER	AADT	EAST VOLUME	WEST VOLUME	PERCENT EAST IS OF TOTAL VOLUME	PERCENT WEST IS OF TOTAL VOLUME
6	10	2016	6	17	4,093	9.72	1	42,129	2,382	1,711	58.20	41.80
10	7	2016	6	17	4,052	9.62	2	42,129	2,319	1,733	57.23	42.77
2	12	2016	6	16	4,047	9.61	3	42,129	2,311	1,736	57.10	42.90
6	10	2016	6	16	4,031	9.57	4	42,129	2,208	1,823	54.78	45.22
10	7	2016	6	16	4,017	9.53	5	42,129	2,331	1,686	58.03	41.97
10	7	2016	6	18	4,014	9.53	6	42,129	2,289	1,725	57.03	42.97
11	4	2016	6	16	4,006	9.51	7	42,129	2,296	1,710	57.31	42.69
11	11	2016	6	16	3,974	9.43	8	42,129	2,207	1,767	55.54	44.46
4	1	2016	6	16	3,970	9.42	9	42,129	2,261	1,709	56.95	43.05
12	2	2016	6	17	3,955	9.39	10	42,129	2,337	1,618	59.09	40.91
6	3	2016	6	16	3,951	9.38	11	42,129	2,201	1,750	55.71	44.29
12	2	2016	6	16	3,942	9.36	12	42,129	2,294	1,648	58.19	41.81
9	23	2016	6	16	3,935	9.34	13	42,129	2,232	1,703	56.72	43.28
9	30	2016	6	16	3,933	9.34	14	42,129	2,277	1,656	57.89	42.11
11	4	2016	6	17	3,924	9.31	15	42,129	2,284	1,640	58.21	41.79
9	30	2016	6	17	3,920	9.30	16	42,129	2,311	1,609	58.95	41.05

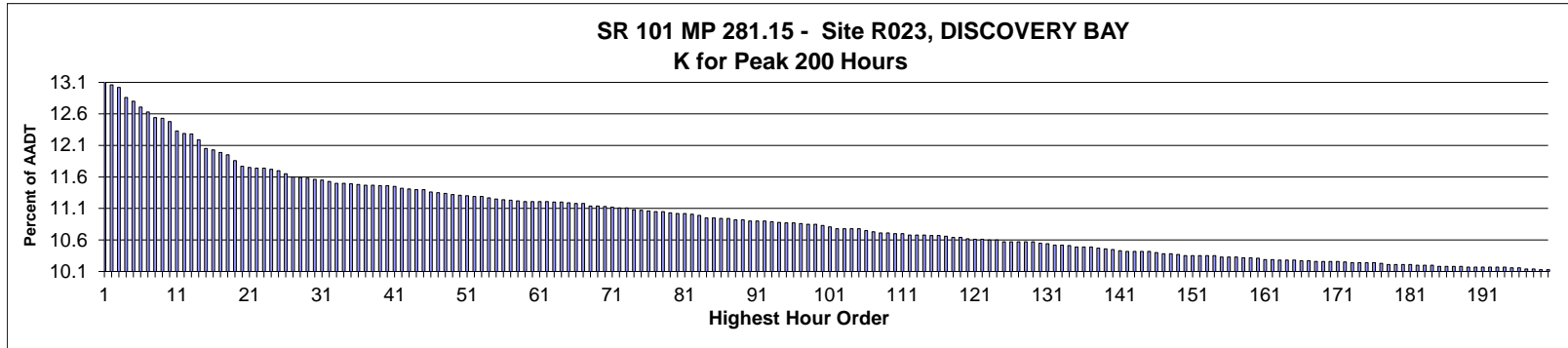
MO	DY	YR	DAY OF WK	HR	HR VOL	PERCENT OF AADT	HOUR NUMBER	AADT	EAST VOLUME	WEST VOLUME	PERCENT EAST IS OF TOTAL VOLUME	PERCENT WEST IS OF TOTAL VOLUME
11	11	2016	6	17	3,918	9.30	17	42,129	2,188	1,730	55.84	44.16
11	11	2016	6	15	3,906	9.27	18	42,129	2,164	1,742	55.40	44.60
9	30	2016	6	18	3,905	9.27	19	42,129	2,288	1,617	58.59	41.41
10	14	2016	6	16	3,903	9.26	20	42,129	2,267	1,636	58.08	41.92
10	28	2016	6	16	3,900	9.26	21	42,129	2,311	1,589	59.26	40.74
5	6	2016	6	16	3,892	9.24	22	42,129	2,228	1,664	57.25	42.75
6	3	2016	6	17	3,886	9.22	23	42,129	2,229	1,657	57.36	42.64
11	10	2016	5	17	3,886	9.22	24	42,129	2,267	1,619	58.34	41.66
4	29	2016	6	17	3,885	9.22	25	42,129	2,273	1,612	58.51	41.49
9	2	2016	6	17	3,882	9.21	26	42,129	2,234	1,648	57.55	42.45
9	2	2016	6	16	3,881	9.21	27	42,129	2,201	1,680	56.71	43.29
11	18	2016	6	17	3,881	9.21	28	42,129	2,273	1,608	58.57	41.43
12	21	2016	4	15	3,877	9.20	29	42,129	2,187	1,690	56.41	43.59
2	12	2016	6	18	3,870	9.19	30	42,129	2,231	1,639	57.65	42.35
3	4	2016	6	16	3,870	9.19	31	42,129	2,128	1,742	54.99	45.01
10	21	2016	6	17	3,867	9.18	32	42,129	2,270	1,597	58.70	41.30
11	18	2016	6	16	3,867	9.18	33	42,129	2,227	1,640	57.59	42.41
2	19	2016	6	16	3,865	9.17	34	42,129	2,192	1,673	56.71	43.29
5	20	2016	6	17	3,863	9.17	35	42,129	2,239	1,624	57.96	42.04
2	12	2016	6	17	3,861	9.16	36	42,129	2,258	1,603	58.48	41.52
10	21	2016	6	16	3,861	9.16	37	42,129	2,186	1,675	56.62	43.38
10	14	2016	6	17	3,859	9.16	38	42,129	2,331	1,528	60.40	39.60
5	6	2016	6	17	3,857	9.16	39	42,129	2,236	1,621	57.97	42.03
12	21	2016	4	16	3,853	9.15	40	42,129	2,196	1,657	56.99	43.01
12	22	2016	5	15	3,853	9.15	41	42,129	2,139	1,714	55.52	44.48
7	22	2016	6	16	3,842	9.12	42	42,129	2,193	1,649	57.08	42.92
3	4	2016	6	17	3,834	9.10	43	42,129	2,218	1,616	57.85	42.15
10	21	2016	6	18	3,834	9.10	44	42,129	2,250	1,584	58.69	41.31
11	11	2016	6	13	3,834	9.10	45	42,129	2,187	1,647	57.04	42.96
12	22	2016	5	16	3,821	9.07	46	42,129	2,244	1,577	58.73	41.27
12	2	2016	6	14	3,820	9.07	47	42,129	2,143	1,677	56.10	43.90
1	15	2016	6	16	3,819	9.07	48	42,129	2,189	1,630	57.32	42.68
10	28	2016	6	14	3,819	9.07	49	42,129	2,104	1,715	55.09	44.91
3	25	2016	6	16	3,818	9.06	50	42,129	2,174	1,644	56.94	43.06
12	20	2016	3	17	3,818	9.06	51	42,129	2,246	1,572	58.83	41.17
12	2	2016	6	15	3,815	9.06	52	42,129	2,104	1,711	55.15	44.85
12	16	2016	6	16	3,812	9.05	53	42,129	2,209	1,603	57.95	42.05
4	15	2016	6	16	3,811	9.05	54	42,129	2,154	1,657	56.52	43.48
2	5	2016	6	16	3,808	9.04	55	42,129	2,140	1,668	56.20	43.80
6	11	2016	7	13	3,804	9.03	56	42,129	2,217	1,587	58.28	41.72
11	11	2016	6	14	3,802	9.02	57	42,129	2,099	1,703	55.21	44.79
9	30	2016	6	15	3,800	9.02	58	42,129	2,119	1,681	55.76	44.24
11	16	2016	4	17	3,800	9.02	59	42,129	2,246	1,554	59.11	40.89
10	7	2016	6	15	3,797	9.01	60	42,129	2,126	1,671	55.99	44.01
2	13	2016	7	14	3,795	9.01	61	42,129	2,036	1,759	53.65	46.35
10	6	2016	5	17	3,793	9.00	62	42,129	2,198	1,595	57.95	42.05
11	4	2016	6	18	3,793	9.00	63	42,129	2,232	1,561	58.85	41.15
3	18	2016	6	16	3,792	9.00	64	42,129	2,184	1,608	57.59	42.41
11	3	2016	5	17	3,792	9.00	65	42,129	2,235	1,557	58.94	41.06
2	13	2016	7	16	3,791	9.00	66	42,129	2,038	1,753	53.76	46.24
4	1	2016	6	17	3,788	8.99	67	42,129	2,208	1,580	58.29	41.71

MO	DY	YR	DAY OF WK	HR	HR VOL	PERCENT OF AADT	HOUR NUMBER	AADT	EAST VOLUME	WEST VOLUME	PERCENT EAST IS OF TOTAL VOLUME	PERCENT WEST IS OF TOTAL VOLUME
2	26	2016	6	16	3,787	8.99	68	42,129	2,151	1,636	56.80	43.20
8	26	2016	6	17	3,787	8.99	69	42,129	2,232	1,555	58.94	41.06
2	19	2016	6	18	3,786	8.99	70	42,129	2,200	1,586	58.11	41.89
7	8	2016	6	17	3,786	8.99	71	42,129	2,178	1,608	57.53	42.47
10	6	2016	5	18	3,784	8.98	72	42,129	2,298	1,486	60.73	39.27
2	13	2016	7	17	3,782	8.98	73	42,129	1,986	1,796	52.51	47.49
12	21	2016	4	17	3,782	8.98	74	42,129	2,235	1,547	59.10	40.90
11	22	2016	3	17	3,781	8.97	75	42,129	2,254	1,527	59.61	40.39
9	2	2016	6	15	3,778	8.97	76	42,129	2,095	1,683	55.45	44.55
12	22	2016	5	14	3,778	8.97	77	42,129	2,094	1,684	55.43	44.57
3	4	2016	6	18	3,773	8.96	78	42,129	2,137	1,636	56.64	43.36
12	30	2016	6	16	3,772	8.95	79	42,129	2,138	1,634	56.68	43.32
9	6	2016	3	17	3,767	8.94	80	42,129	2,191	1,576	58.16	41.84
9	23	2016	6	18	3,767	8.94	81	42,129	2,271	1,496	60.29	39.71
10	24	2016	2	17	3,767	8.94	82	42,129	2,343	1,424	62.20	37.80
12	7	2016	4	16	3,767	8.94	83	42,129	2,110	1,657	56.01	43.99
4	29	2016	6	16	3,766	8.94	84	42,129	2,189	1,577	58.13	41.87
12	16	2016	6	15	3,766	8.94	85	42,129	2,129	1,637	56.53	43.47
12	1	2016	5	17	3,764	8.93	86	42,129	2,235	1,529	59.38	40.62
2	19	2016	6	17	3,762	8.93	87	42,129	2,119	1,643	56.33	43.67
12	30	2016	6	15	3,760	8.92	88	42,129	2,120	1,640	56.38	43.62
10	28	2016	6	18	3,756	8.92	89	42,129	2,152	1,604	57.29	42.71
9	16	2016	6	17	3,755	8.91	90	42,129	2,170	1,585	57.79	42.21
9	23	2016	6	15	3,755	8.91	91	42,129	2,022	1,733	53.85	46.15
12	22	2016	5	13	3,755	8.91	92	42,129	2,077	1,678	55.31	44.69
2	13	2016	7	13	3,754	8.91	93	42,129	2,177	1,577	57.99	42.01
11	18	2016	6	15	3,754	8.91	94	42,129	2,093	1,661	55.75	44.25
11	10	2016	5	18	3,751	8.90	95	42,129	2,159	1,592	57.56	42.44
11	15	2016	3	17	3,749	8.90	96	42,129	2,251	1,498	60.04	39.96
3	4	2016	6	15	3,746	8.89	97	42,129	2,005	1,741	53.52	46.48
9	30	2016	6	14	3,746	8.89	98	42,129	2,087	1,659	55.71	44.29
12	23	2016	6	13	3,746	8.89	99	42,129	2,156	1,590	57.55	42.45
5	20	2016	6	18	3,744	8.89	100	42,129	2,259	1,485	60.34	39.66
5	27	2016	6	16	3,741	8.88	101	42,129	2,217	1,524	59.26	40.74
12	23	2016	6	14	3,741	8.88	102	42,129	2,152	1,589	57.52	42.48
12	20	2016	3	16	3,738	8.87	103	42,129	2,109	1,629	56.42	43.58
10	28	2016	6	17	3,736	8.87	104	42,129	2,218	1,518	59.37	40.63
5	5	2016	5	18	3,735	8.87	105	42,129	2,283	1,452	61.12	38.88
9	23	2016	6	17	3,735	8.87	106	42,129	2,210	1,525	59.17	40.83
12	19	2016	2	16	3,733	8.86	107	42,129	2,139	1,594	57.30	42.70
6	10	2016	6	18	3,732	8.86	108	42,129	2,105	1,627	56.40	43.60
2	13	2016	7	15	3,730	8.85	109	42,129	1,991	1,739	53.38	46.62
11	22	2016	3	16	3,729	8.85	110	42,129	2,168	1,561	58.14	41.86
12	30	2016	6	13	3,726	8.84	111	42,129	2,111	1,615	56.66	43.34
9	9	2016	6	18	3,722	8.83	112	42,129	2,205	1,517	59.24	40.76
2	12	2016	6	15	3,721	8.83	113	42,129	2,055	1,666	55.23	44.77
5	6	2016	6	18	3,721	8.83	114	42,129	2,167	1,554	58.24	41.76
9	2	2016	6	14	3,721	8.83	115	42,129	2,024	1,697	54.39	45.61
4	1	2016	6	15	3,720	8.83	116	42,129	2,031	1,689	54.60	45.40
4	8	2016	6	17	3,719	8.83	117	42,129	2,131	1,588	57.30	42.70
10	5	2016	4	16	3,717	8.82	118	42,129	2,142	1,575	57.63	42.37

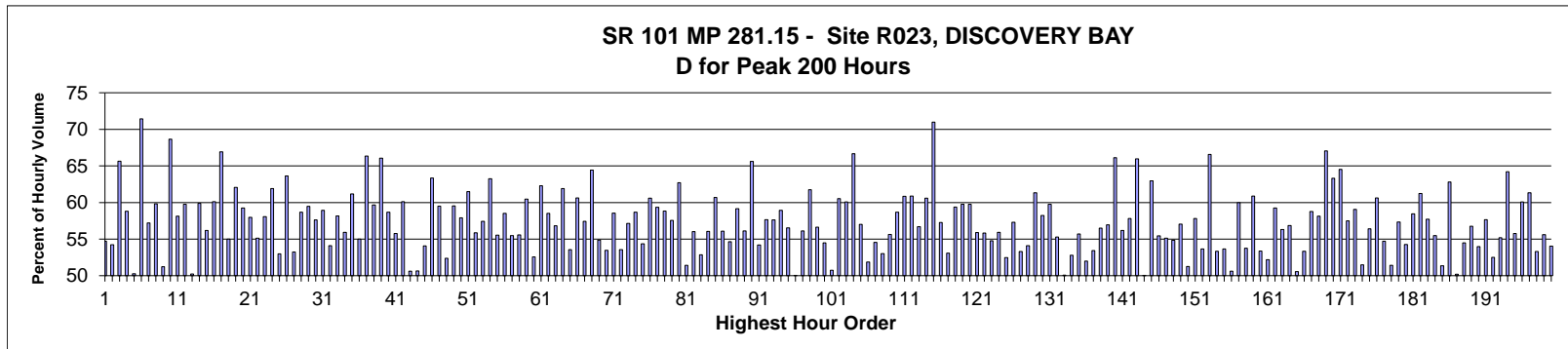
MO	DY	YR	DAY OF WK	HR	HR VOL	PERCENT OF AADT	HOUR NUMBER	AADT	EAST VOLUME	WEST VOLUME	PERCENT EAST IS OF TOTAL VOLUME	PERCENT WEST IS OF TOTAL VOLUME
10	8	2016	7	13	3,716	8.82	119	42,129	2,067	1,649	55.62	44.38
10	8	2016	7	14	3,715	8.82	120	42,129	1,945	1,770	52.36	47.64
12	23	2016	6	15	3,715	8.82	121	42,129	2,140	1,575	57.60	42.40
10	24	2016	2	16	3,714	8.82	122	42,129	2,309	1,405	62.17	37.83
10	4	2016	3	17	3,713	8.81	123	42,129	2,240	1,473	60.33	39.67
11	23	2016	4	16	3,713	8.81	124	42,129	2,231	1,482	60.09	39.91
12	14	2016	4	17	3,710	8.81	125	42,129	2,211	1,499	59.60	40.40
8	12	2016	6	17	3,709	8.80	126	42,129	2,149	1,560	57.94	42.06
11	4	2016	6	15	3,709	8.80	127	42,129	2,071	1,638	55.84	44.16
12	2	2016	6	13	3,708	8.80	128	42,129	2,087	1,621	56.28	43.72
12	16	2016	6	17	3,708	8.80	129	42,129	2,133	1,575	57.52	42.48
8	26	2016	6	16	3,707	8.80	130	42,129	2,058	1,649	55.52	44.48
10	5	2016	4	17	3,705	8.79	131	42,129	2,250	1,455	60.73	39.27
3	18	2016	6	17	3,704	8.79	132	42,129	2,156	1,548	58.21	41.79
12	21	2016	4	18	3,704	8.79	133	42,129	2,156	1,548	58.21	41.79
1	22	2016	6	16	3,701	8.78	134	42,129	2,121	1,580	57.31	42.69
11	2	2016	4	17	3,701	8.78	135	42,129	2,242	1,459	60.58	39.42
12	1	2016	5	18	3,700	8.78	136	42,129	2,210	1,490	59.73	40.27
4	8	2016	6	16	3,699	8.78	137	42,129	2,103	1,596	56.85	43.15
9	1	2016	5	18	3,699	8.78	138	42,129	2,179	1,520	58.91	41.09
7	1	2016	6	16	3,698	8.78	139	42,129	2,120	1,578	57.33	42.67
5	27	2016	6	17	3,696	8.77	140	42,129	2,116	1,580	57.25	42.75
9	9	2016	6	16	3,696	8.77	141	42,129	2,056	1,640	55.63	44.37
4	1	2016	6	18	3,695	8.77	142	42,129	2,100	1,595	56.83	43.17
10	6	2016	5	16	3,693	8.77	143	42,129	2,206	1,487	59.73	40.27
10	21	2016	6	15	3,692	8.76	144	42,129	2,026	1,666	54.88	45.12
3	11	2016	6	16	3,691	8.76	145	42,129	2,098	1,593	56.84	43.16
6	15	2016	4	18	3,691	8.76	146	42,129	2,207	1,484	59.79	40.21
12	19	2016	2	17	3,691	8.76	147	42,129	2,155	1,536	58.39	41.61
8	3	2016	4	17	3,690	8.76	148	42,129	2,108	1,582	57.13	42.87
9	9	2016	6	17	3,690	8.76	149	42,129	2,156	1,534	58.43	41.57
12	21	2016	4	14	3,689	8.76	150	42,129	2,097	1,592	56.84	43.16
3	18	2016	6	18	3,688	8.75	151	42,129	2,140	1,548	58.03	41.97
9	29	2016	5	18	3,687	8.75	152	42,129	2,287	1,400	62.03	37.97
6	10	2016	6	15	3,686	8.75	153	42,129	2,089	1,597	56.67	43.33
12	8	2016	5	17	3,686	8.75	154	42,129	2,142	1,544	58.11	41.89
12	21	2016	4	13	3,685	8.75	155	42,129	2,096	1,589	56.88	43.12
4	29	2016	6	18	3,684	8.74	156	42,129	2,176	1,508	59.07	40.93
5	20	2016	6	16	3,681	8.74	157	42,129	2,160	1,521	58.68	41.32
12	5	2016	2	17	3,681	8.74	158	42,129	2,158	1,523	58.63	41.37
2	20	2016	7	15	3,680	8.74	159	42,129	1,958	1,722	53.21	46.79
9	16	2016	6	16	3,679	8.73	160	42,129	2,103	1,576	57.16	42.84
10	14	2016	6	18	3,679	8.73	161	42,129	2,113	1,566	57.43	42.57
11	30	2016	4	16	3,679	8.73	162	42,129	2,179	1,500	59.23	40.77
11	17	2016	5	17	3,676	8.73	163	42,129	2,191	1,485	59.60	40.40
12	6	2016	3	17	3,676	8.73	164	42,129	2,222	1,454	60.45	39.55
4	22	2016	6	16	3,672	8.72	165	42,129	2,058	1,614	56.05	43.95
7	12	2016	3	17	3,672	8.72	166	42,129	2,155	1,517	58.69	41.31
9	21	2016	4	17	3,672	8.72	167	42,129	2,150	1,522	58.55	41.45
9	8	2016	5	17	3,671	8.71	168	42,129	2,152	1,519	58.62	41.38
9	16	2016	6	18	3,671	8.71	169	42,129	2,126	1,545	57.91	42.09



MO	DY	YR	DAY OF WK	HR	HR VOL	PERCENT OF AADT	HOUR NUMBER	AADT	EAST VOLUME	WEST VOLUME	PERCENT EAST IS OF TOTAL VOLUME	PERCENT WEST IS OF TOTAL VOLUME
3	11	2016	6	17	3,670	8.71	170	42,129	2,108	1,562	57.44	42.56
10	8	2016	7	15	3,670	8.71	171	42,129	1,886	1,784	51.39	48.61
11	11	2016	6	12	3,670	8.71	172	42,129	2,007	1,663	54.69	45.31
12	1	2016	5	16	3,670	8.71	173	42,129	2,076	1,594	56.57	43.43
8	10	2016	4	18	3,669	8.71	174	42,129	2,237	1,432	60.97	39.03
9	22	2016	5	16	3,668	8.71	175	42,129	2,153	1,515	58.70	41.30
5	13	2016	6	16	3,667	8.70	176	42,129	2,138	1,529	58.30	41.70
12	14	2016	4	16	3,665	8.70	177	42,129	2,069	1,596	56.45	43.55
6	17	2016	6	16	3,664	8.70	178	42,129	2,028	1,636	55.35	44.65
10	7	2016	6	14	3,664	8.70	179	42,129	1,966	1,698	53.66	46.34
2	26	2016	6	17	3,662	8.69	180	42,129	2,121	1,541	57.92	42.08
12	23	2016	6	12	3,662	8.69	181	42,129	2,053	1,609	56.06	43.94
1	29	2016	6	16	3,660	8.69	182	42,129	2,146	1,514	58.63	41.37
9	17	2016	7	14	3,659	8.69	183	42,129	2,027	1,632	55.40	44.60
10	1	2016	7	15	3,659	8.69	184	42,129	1,909	1,750	52.17	47.83
10	5	2016	4	18	3,659	8.69	185	42,129	2,245	1,414	61.36	38.64
10	14	2016	6	14	3,659	8.69	186	42,129	2,017	1,642	55.12	44.88
10	29	2016	7	15	3,659	8.69	187	42,129	1,851	1,808	50.59	49.41
10	4	2016	3	18	3,658	8.68	188	42,129	2,233	1,425	61.04	38.96
4	22	2016	6	17	3,657	8.68	189	42,129	2,140	1,517	58.52	41.48
4	20	2016	4	17	3,656	8.68	190	42,129	2,153	1,503	58.89	41.11
11	7	2016	2	17	3,656	8.68	191	42,129	2,280	1,376	62.36	37.64
10	1	2016	7	14	3,655	8.68	192	42,129	2,009	1,646	54.97	45.03
10	19	2016	4	18	3,655	8.68	193	42,129	2,180	1,475	59.64	40.36
6	17	2016	6	18	3,654	8.67	194	42,129	2,155	1,499	58.98	41.02
7	15	2016	6	17	3,654	8.67	195	42,129	2,078	1,576	56.87	43.13
10	18	2016	3	17	3,654	8.67	196	42,129	2,161	1,493	59.14	40.86
1	8	2016	6	16	3,653	8.67	197	42,129	2,114	1,539	57.87	42.13
12	16	2016	6	13	3,653	8.67	198	42,129	2,061	1,592	56.42	43.58
12	19	2016	2	15	3,653	8.67	199	42,129	2,031	1,622	55.60	44.40
2	12	2016	6	14	3,652	8.67	200	42,129	1,987	1,665	54.41	45.59



**AADT= 12,778      K 30 FACTOR= 11.56      K 100 FACTOR= 10.83      K 200 FACTOR= 10.13      D 30 FACTOR= 57.62**



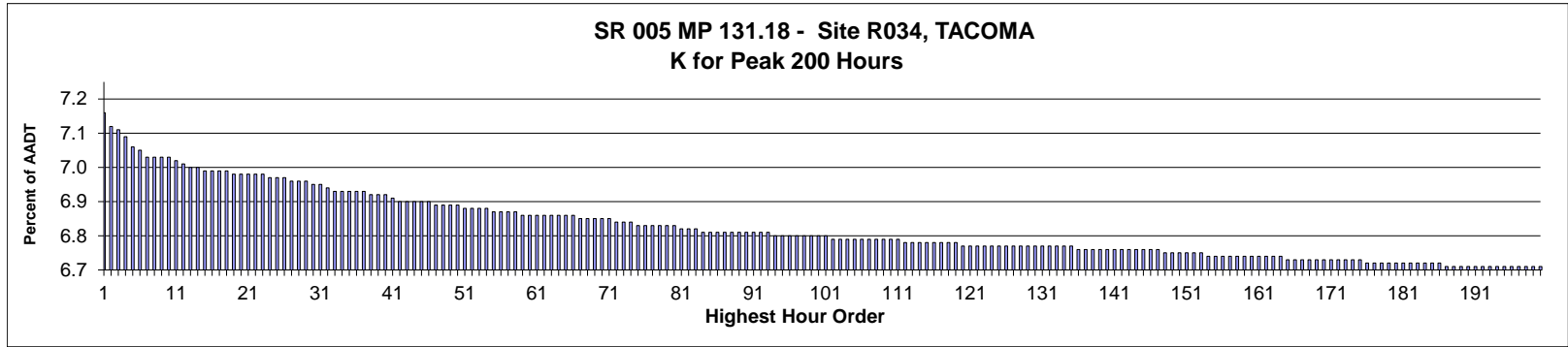
MO	DY	YR	DAY OF WK	HR	HR VOL	PERCENT OF AADT	HOUR NUMBER	AADT	NORTH VOLUME	SOUTH VOLUME	PERCENT NORTH IS OF TOTAL VOLUME	PERCENT SOUTH IS OF TOTAL VOLUME
7	17	2016	1	14	1,683	13.17	1	12,778	762	921	45.28	54.72
7	17	2016	1	13	1,669	13.06	2	12,778	905	764	54.22	45.78
7	16	2016	7	13	1,664	13.02	3	12,778	1,092	572	65.63	34.38
7	17	2016	1	15	1,643	12.86	4	12,778	677	966	41.21	58.79
7	16	2016	7	16	1,635	12.80	5	12,778	813	822	49.72	50.28
7	16	2016	7	11	1,624	12.71	6	12,778	1,160	464	71.43	28.57
7	17	2016	1	12	1,614	12.63	7	12,778	923	691	57.19	42.81
7	17	2016	1	16	1,603	12.54	8	12,778	644	959	40.17	59.83
7	15	2016	6	17	1,601	12.53	9	12,778	781	820	48.78	51.22
7	16	2016	7	12	1,595	12.48	10	12,778	1,095	500	68.65	31.35
7	16	2016	7	15	1,576	12.33	11	12,778	916	660	58.12	41.88
7	16	2016	7	14	1,571	12.29	12	12,778	939	632	59.77	40.23
7	15	2016	6	16	1,569	12.28	13	12,778	788	781	50.22	49.78
8	14	2016	1	14	1,558	12.19	14	12,778	625	933	40.12	59.88
7	24	2016	1	16	1,540	12.05	15	12,778	675	865	43.83	56.17
7	31	2016	1	14	1,537	12.03	16	12,778	613	924	39.88	60.12

MO	DY	YR	DAY OF WK	HR	HR VOL	PERCENT OF AADT	HOUR NUMBER	AADT	NORTH VOLUME	SOUTH VOLUME	PERCENT NORTH IS OF TOTAL VOLUME	PERCENT SOUTH IS OF TOTAL VOLUME
7	15	2016	6	11	1,532	11.99	17	12,778	1,025	507	66.91	33.09
7	24	2016	1	14	1,527	11.95	18	12,778	687	840	44.99	55.01
8	28	2016	1	14	1,516	11.86	19	12,778	575	941	37.93	62.07
8	7	2016	1	14	1,504	11.77	20	12,778	613	891	40.76	59.24
8	21	2016	1	14	1,501	11.75	21	12,778	631	870	42.04	57.96
7	15	2016	6	14	1,500	11.74	22	12,778	827	673	55.13	44.87
8	5	2016	6	16	1,500	11.74	23	12,778	871	629	58.07	41.93
7	23	2016	7	13	1,497	11.72	24	12,778	927	570	61.92	38.08
7	15	2016	6	18	1,495	11.70	25	12,778	703	792	47.02	52.98
7	16	2016	7	17	1,488	11.65	26	12,778	541	947	36.36	63.64
7	24	2016	1	12	1,482	11.60	27	12,778	789	693	53.24	46.76
8	6	2016	7	12	1,481	11.59	28	12,778	869	612	58.68	41.32
7	31	2016	1	15	1,480	11.58	29	12,778	600	880	40.54	59.46
8	14	2016	1	15	1,477	11.56	30	12,778	626	851	42.38	57.62
7	31	2016	1	16	1,476	11.55	31	12,778	606	870	41.06	58.94
7	31	2016	1	13	1,473	11.53	32	12,778	676	797	45.89	54.11
7	23	2016	7	15	1,470	11.50	33	12,778	855	615	58.16	41.84
8	7	2016	1	13	1,470	11.50	34	12,778	648	822	44.08	55.92
7	15	2016	6	13	1,468	11.49	35	12,778	898	570	61.17	38.83
8	14	2016	1	13	1,467	11.48	36	12,778	660	807	44.99	55.01
7	17	2016	1	17	1,465	11.47	37	12,778	493	972	33.65	66.35
7	30	2016	7	12	1,465	11.47	38	12,778	874	591	59.66	40.34
7	16	2016	7	18	1,464	11.46	39	12,778	497	967	33.95	66.05
7	24	2016	1	15	1,464	11.46	40	12,778	605	859	41.33	58.67
8	28	2016	1	13	1,463	11.45	41	12,778	647	816	44.22	55.78
8	21	2016	1	15	1,459	11.42	42	12,778	582	877	39.89	60.11
7	15	2016	6	15	1,458	11.41	43	12,778	738	720	50.62	49.38
7	3	2016	1	14	1,457	11.40	44	12,778	738	719	50.65	49.35
7	10	2016	1	16	1,457	11.40	45	12,778	788	669	54.08	45.92
8	13	2016	7	12	1,451	11.36	46	12,778	919	532	63.34	36.66
8	21	2016	1	16	1,450	11.35	47	12,778	587	863	40.48	59.52
7	24	2016	1	13	1,449	11.34	48	12,778	690	759	47.62	52.38
8	28	2016	1	15	1,446	11.32	49	12,778	585	861	40.46	59.54
6	5	2016	1	14	1,445	11.31	50	12,778	608	837	42.08	57.92
8	28	2016	1	16	1,444	11.30	51	12,778	556	888	38.50	61.50
8	5	2016	6	15	1,443	11.29	52	12,778	806	637	55.86	44.14
7	22	2016	6	15	1,442	11.29	53	12,778	828	614	57.42	42.58
5	30	2016	2	14	1,440	11.27	54	12,778	529	911	36.74	63.26
8	12	2016	6	15	1,437	11.25	55	12,778	798	639	55.53	44.47
8	7	2016	1	15	1,436	11.24	56	12,778	596	840	41.50	58.50
7	23	2016	7	16	1,435	11.23	57	12,778	796	639	55.47	44.53
8	13	2016	7	14	1,434	11.22	58	12,778	797	637	55.58	44.42
6	5	2016	1	15	1,432	11.21	59	12,778	566	866	39.53	60.47
6	26	2016	1	15	1,432	11.21	60	12,778	679	753	47.42	52.58
7	2	2016	7	15	1,432	11.21	61	12,778	892	540	62.29	37.71
8	14	2016	1	16	1,432	11.21	62	12,778	594	838	41.48	58.52
8	13	2016	7	13	1,431	11.20	63	12,778	813	618	56.81	43.19
9	5	2016	2	14	1,431	11.20	64	12,778	545	886	38.09	61.91
7	29	2016	6	14	1,430	11.19	65	12,778	766	664	53.57	46.43
7	31	2016	1	17	1,428	11.18	66	12,778	562	866	39.36	60.64
8	5	2016	6	17	1,428	11.18	67	12,778	820	608	57.42	42.58

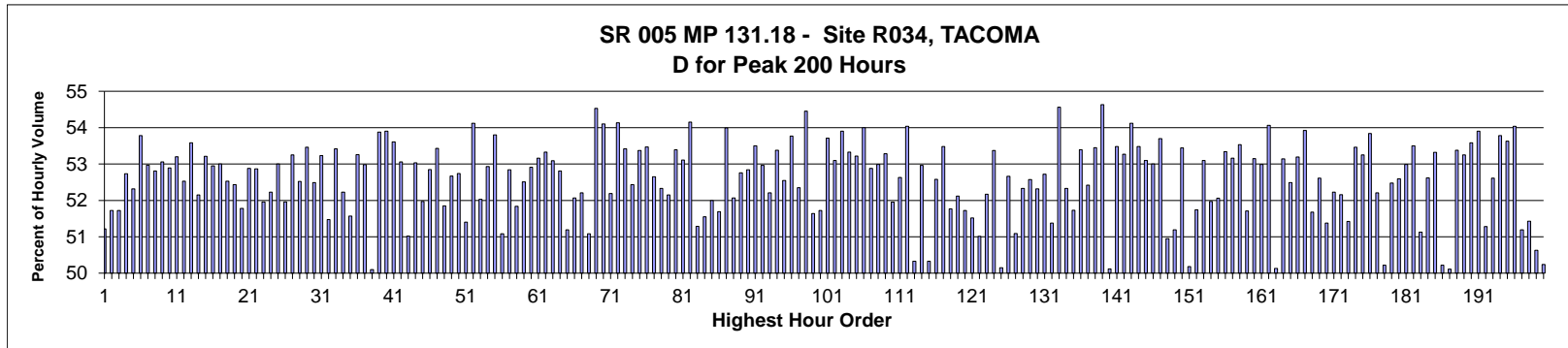
MO	DY	YR	DAY OF WK	HR	HR VOL	PERCENT OF AADT	HOUR NUMBER	AADT	NORTH VOLUME	SOUTH VOLUME	PERCENT NORTH IS OF TOTAL VOLUME	PERCENT SOUTH IS OF TOTAL VOLUME
7	2	2016	7	12	1,423	11.14	68	12,778	917	506	64.44	35.56
7	30	2016	7	14	1,423	11.14	69	12,778	781	642	54.88	45.12
8	11	2016	5	15	1,422	11.13	70	12,778	760	662	53.45	46.55
7	22	2016	6	17	1,421	11.12	71	12,778	832	589	58.55	41.45
8	5	2016	6	14	1,419	11.11	72	12,778	760	659	53.56	46.44
8	7	2016	1	16	1,419	11.11	73	12,778	608	811	42.85	57.15
7	23	2016	7	11	1,416	11.08	74	12,778	831	585	58.69	41.31
8	14	2016	1	12	1,415	11.07	75	12,778	646	769	45.65	54.35
7	30	2016	7	11	1,413	11.06	76	12,778	856	557	60.58	39.42
7	22	2016	6	16	1,412	11.05	77	12,778	838	574	59.35	40.65
8	21	2016	1	13	1,412	11.05	78	12,778	581	831	41.15	58.85
8	21	2016	1	12	1,409	11.03	79	12,778	598	811	42.44	57.56
7	24	2016	1	17	1,408	11.02	80	12,778	525	883	37.29	62.71
8	13	2016	7	16	1,408	11.02	81	12,778	724	684	51.42	48.58
8	12	2016	6	16	1,407	11.01	82	12,778	788	619	56.01	43.99
8	20	2016	7	12	1,404	10.99	83	12,778	742	662	52.85	47.15
7	3	2016	1	13	1,399	10.95	84	12,778	784	615	56.04	43.96
7	29	2016	6	17	1,399	10.95	85	12,778	849	550	60.69	39.31
8	20	2016	7	16	1,398	10.94	86	12,778	784	614	56.08	43.92
8	26	2016	6	17	1,398	10.94	87	12,778	764	634	54.65	45.35
7	15	2016	6	12	1,395	10.92	88	12,778	825	570	59.14	40.86
7	31	2016	1	12	1,395	10.92	89	12,778	612	783	43.87	56.13
7	17	2016	1	18	1,393	10.90	90	12,778	479	914	34.39	65.61
8	6	2016	7	14	1,393	10.90	91	12,778	755	638	54.20	45.80
8	12	2016	6	12	1,393	10.90	92	12,778	803	590	57.65	42.35
8	20	2016	7	11	1,392	10.89	93	12,778	802	590	57.61	42.39
8	6	2016	7	11	1,390	10.88	94	12,778	819	571	58.92	41.08
7	1	2016	6	15	1,389	10.87	95	12,778	785	604	56.52	43.48
7	3	2016	1	15	1,389	10.87	96	12,778	694	695	49.96	50.04
8	14	2016	1	17	1,388	10.86	97	12,778	609	779	43.88	56.12
7	29	2016	6	18	1,386	10.85	98	12,778	856	530	61.76	38.24
7	30	2016	7	15	1,386	10.85	99	12,778	785	601	56.64	43.36
8	5	2016	6	18	1,384	10.83	100	12,778	754	630	54.48	45.52
8	19	2016	6	14	1,381	10.81	101	12,778	680	701	49.24	50.76
7	17	2016	1	11	1,378	10.78	102	12,778	834	544	60.52	39.48
8	13	2016	7	11	1,378	10.78	103	12,778	828	550	60.09	39.91
7	24	2016	1	18	1,377	10.78	104	12,778	459	918	33.33	66.67
8	26	2016	6	14	1,377	10.78	105	12,778	785	592	57.01	42.99
8	6	2016	7	15	1,373	10.75	106	12,778	712	661	51.86	48.14
8	20	2016	7	17	1,371	10.73	107	12,778	748	623	54.56	45.44
7	30	2016	7	17	1,369	10.71	108	12,778	643	726	46.97	53.03
8	19	2016	6	16	1,368	10.71	109	12,778	761	607	55.63	44.37
7	1	2016	6	16	1,367	10.70	110	12,778	802	565	58.67	41.33
8	7	2016	1	12	1,367	10.70	111	12,778	535	832	39.14	60.86
5	29	2016	1	12	1,365	10.68	112	12,778	831	534	60.88	39.12
5	30	2016	2	13	1,365	10.68	113	12,778	591	774	43.30	56.70
7	2	2016	7	13	1,365	10.68	114	12,778	827	538	60.59	39.41
7	16	2016	7	19	1,364	10.67	115	12,778	396	968	29.03	70.97
7	24	2016	1	19	1,364	10.67	116	12,778	583	781	42.74	57.26
8	6	2016	7	13	1,362	10.66	117	12,778	723	639	53.08	46.92
7	21	2016	5	16	1,359	10.64	118	12,778	807	552	59.38	40.62

MO	DY	YR	DAY OF WK	HR	HR VOL	PERCENT OF AADT	HOUR NUMBER	AADT	NORTH VOLUME	SOUTH VOLUME	PERCENT NORTH IS OF TOTAL VOLUME	PERCENT SOUTH IS OF TOTAL VOLUME
9	2	2016	6	16	1,359	10.64	119	12,778	812	547	59.75	40.25
7	29	2016	6	19	1,357	10.62	120	12,778	811	546	59.76	40.24
5	30	2016	2	12	1,356	10.61	121	12,778	598	758	44.10	55.90
7	14	2016	5	17	1,356	10.61	122	12,778	757	599	55.83	44.17
9	10	2016	7	12	1,355	10.60	123	12,778	742	613	54.76	45.24
5	28	2016	7	14	1,354	10.60	124	12,778	757	597	55.91	44.09
5	29	2016	1	14	1,351	10.57	125	12,778	709	642	52.48	47.52
7	29	2016	6	11	1,351	10.57	126	12,778	774	577	57.29	42.71
8	12	2016	6	17	1,351	10.57	127	12,778	720	631	53.29	46.71
8	14	2016	1	11	1,351	10.57	128	12,778	731	620	54.11	45.89
7	2	2016	7	16	1,350	10.57	129	12,778	828	522	61.33	38.67
7	30	2016	7	10	1,348	10.55	130	12,778	785	563	58.23	41.77
6	25	2016	7	12	1,347	10.54	131	12,778	805	542	59.76	40.24
7	2	2016	7	14	1,344	10.52	132	12,778	743	601	55.28	44.72
7	2	2016	7	18	1,344	10.52	133	12,778	673	671	50.07	49.93
8	12	2016	6	18	1,343	10.51	134	12,778	709	634	52.79	47.21
7	1	2016	6	14	1,341	10.49	135	12,778	747	594	55.70	44.30
8	27	2016	7	14	1,341	10.49	136	12,778	697	644	51.98	48.02
8	20	2016	7	13	1,340	10.49	137	12,778	716	624	53.43	46.57
7	5	2016	3	14	1,338	10.47	138	12,778	582	756	43.50	56.50
6	26	2016	1	14	1,336	10.46	139	12,778	575	761	43.04	56.96
7	2	2016	7	11	1,335	10.45	140	12,778	883	452	66.14	33.86
8	5	2016	6	12	1,333	10.43	141	12,778	749	584	56.19	43.81
8	26	2016	6	15	1,332	10.42	142	12,778	770	562	57.81	42.19
7	16	2016	7	10	1,331	10.42	143	12,778	878	453	65.97	34.03
8	6	2016	7	16	1,331	10.42	144	12,778	666	665	50.04	49.96
9	3	2016	7	13	1,331	10.42	145	12,778	838	493	62.96	37.04
8	19	2016	6	17	1,329	10.40	146	12,778	737	592	55.46	44.54
7	23	2016	7	18	1,326	10.38	147	12,778	595	731	44.87	55.13
8	19	2016	6	18	1,326	10.38	148	12,778	727	599	54.83	45.17
8	26	2016	6	16	1,325	10.37	149	12,778	756	569	57.06	42.94
6	19	2016	1	13	1,323	10.35	150	12,778	678	645	51.25	48.75
7	29	2016	6	13	1,323	10.35	151	12,778	765	558	57.82	42.18
8	19	2016	6	15	1,323	10.35	152	12,778	710	613	53.67	46.33
5	14	2016	7	12	1,322	10.35	153	12,778	880	442	66.57	33.43
7	5	2016	3	15	1,322	10.35	154	12,778	705	617	53.33	46.67
6	19	2016	1	15	1,320	10.33	155	12,778	612	708	46.36	53.64
7	8	2016	6	14	1,320	10.33	156	12,778	668	652	50.61	49.39
8	28	2016	1	12	1,320	10.33	157	12,778	528	792	40.00	60.00
7	23	2016	7	14	1,319	10.32	158	12,778	709	610	53.75	46.25
8	21	2016	1	17	1,319	10.32	159	12,778	516	803	39.12	60.88
7	30	2016	7	13	1,317	10.31	160	12,778	703	614	53.38	46.62
8	4	2016	5	17	1,315	10.29	161	12,778	686	629	52.17	47.83
8	14	2016	1	18	1,315	10.29	162	12,778	536	779	40.76	59.24
8	26	2016	6	18	1,314	10.28	163	12,778	740	574	56.32	43.68
9	10	2016	7	11	1,314	10.28	164	12,778	747	567	56.85	43.15
7	5	2016	3	13	1,313	10.28	165	12,778	649	664	49.43	50.57
6	18	2016	7	14	1,312	10.27	166	12,778	700	612	53.35	46.65
7	14	2016	5	16	1,312	10.27	167	12,778	771	541	58.77	41.23
6	26	2016	1	18	1,311	10.26	168	12,778	549	762	41.88	58.12
7	17	2016	1	19	1,311	10.26	169	12,778	432	879	32.95	67.05

MO	DY	YR	DAY OF WK	HR	HR VOL	PERCENT OF AADT	HOUR NUMBER	AADT	NORTH VOLUME	SOUTH VOLUME	PERCENT NORTH IS OF TOTAL VOLUME	PERCENT SOUTH IS OF TOTAL VOLUME
7	31	2016	1	18	1,311	10.26	170	12,778	481	830	36.69	63.31
9	4	2016	1	18	1,311	10.26	171	12,778	465	846	35.47	64.53
7	19	2016	3	16	1,310	10.25	172	12,778	753	557	57.48	42.52
6	5	2016	1	13	1,309	10.24	173	12,778	536	773	40.95	59.05
8	6	2016	7	17	1,309	10.24	174	12,778	635	674	48.51	51.49
6	30	2016	5	17	1,308	10.24	175	12,778	738	570	56.42	43.58
8	28	2016	1	17	1,308	10.24	176	12,778	515	793	39.37	60.63
8	13	2016	7	15	1,307	10.23	177	12,778	715	592	54.71	45.29
8	20	2016	7	18	1,305	10.21	178	12,778	671	634	51.42	48.58
8	27	2016	7	12	1,305	10.21	179	12,778	748	557	57.32	42.68
8	27	2016	7	15	1,305	10.21	180	12,778	708	597	54.25	45.75
9	5	2016	2	15	1,304	10.21	181	12,778	542	762	41.56	58.44
6	4	2016	7	12	1,303	10.20	182	12,778	798	505	61.24	38.76
8	13	2016	7	18	1,303	10.20	183	12,778	551	752	42.29	57.71
9	2	2016	6	18	1,303	10.20	184	12,778	723	580	55.49	44.51
5	8	2016	1	18	1,301	10.18	185	12,778	633	668	48.65	51.35
5	15	2016	1	14	1,301	10.18	186	12,778	484	817	37.20	62.80
8	12	2016	6	14	1,301	10.18	187	12,778	653	648	50.19	49.81
9	16	2016	6	17	1,301	10.18	188	12,778	709	592	54.50	45.50
9	5	2016	2	13	1,300	10.17	189	12,778	562	738	43.23	56.77
6	26	2016	1	16	1,299	10.17	190	12,778	598	701	46.04	53.96
7	1	2016	6	18	1,299	10.17	191	12,778	749	550	57.66	42.34
8	18	2016	5	15	1,299	10.17	192	12,778	682	617	52.50	47.50
8	19	2016	6	12	1,299	10.17	193	12,778	717	582	55.20	44.80
8	28	2016	1	18	1,299	10.17	194	12,778	465	834	35.80	64.20
5	28	2016	7	15	1,298	10.16	195	12,778	724	574	55.78	44.22
9	3	2016	7	11	1,298	10.16	196	12,778	780	518	60.09	39.91
7	3	2016	1	12	1,296	10.14	197	12,778	795	501	61.34	38.66
8	19	2016	6	13	1,296	10.14	198	12,778	691	605	53.32	46.68
7	1	2016	6	17	1,295	10.13	199	12,778	720	575	55.60	44.40
7	21	2016	5	14	1,295	10.13	200	12,778	700	595	54.05	45.95



AADT= 196,521      K 30 FACTOR= 6.95      K 100 FACTOR= 6.80      K 200 FACTOR= 6.71      D 30 FACTOR= 52.49



MO	DY	YR	DAY OF WK	HR	HR VOL	PERCENT OF AADT	HOUR NUMBER	AADT	NORTH VOLUME	SOUTH VOLUME	PERCENT NORTH IS OF TOTAL VOLUME	PERCENT SOUTH IS OF TOTAL VOLUME
2	23	2016	3	17	14,070	7.16	1	196,521	6,864	7,206	48.78	51.22
2	5	2016	6	15	13,992	7.12	2	196,521	6,756	7,236	48.28	51.72
2	16	2016	3	16	13,963	7.11	3	196,521	6,741	7,222	48.28	51.72
10	20	2016	5	17	13,934	7.09	4	196,521	6,586	7,348	47.27	52.73
2	9	2016	3	17	13,877	7.06	5	196,521	6,617	7,260	47.68	52.32
10	12	2016	4	17	13,855	7.05	6	196,521	6,404	7,451	46.22	53.78
2	18	2016	5	16	13,821	7.03	7	196,521	6,500	7,321	47.03	52.97
4	13	2016	4	17	13,818	7.03	8	196,521	6,521	7,297	47.19	52.81
2	24	2016	4	16	13,813	7.03	9	196,521	6,484	7,329	46.94	53.06
3	8	2016	3	17	13,811	7.03	10	196,521	6,506	7,305	47.11	52.89
2	17	2016	4	17	13,789	7.02	11	196,521	6,453	7,336	46.80	53.20
9	29	2016	5	17	13,776	7.01	12	196,521	6,540	7,236	47.47	52.53
4	14	2016	5	16	13,755	7.00	13	196,521	6,385	7,370	46.42	53.58
12	30	2016	6	14	13,750	7.00	14	196,521	6,580	7,170	47.85	52.15
4	13	2016	4	16	13,746	6.99	15	196,521	6,432	7,314	46.79	53.21
2	23	2016	3	16	13,740	6.99	16	196,521	6,464	7,276	47.05	52.95

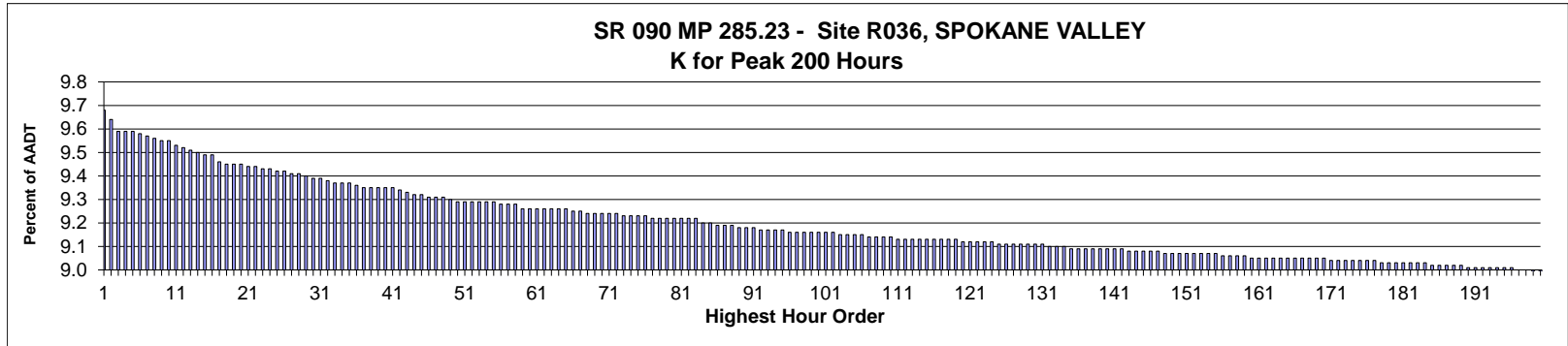
MO	DY	YR	DAY OF WK	HR	HR VOL	PERCENT OF AADT	HOUR NUMBER	AADT	NORTH VOLUME	SOUTH VOLUME	PERCENT NORTH IS OF TOTAL VOLUME	PERCENT SOUTH IS OF TOTAL VOLUME
4	15	2016	6	16	13,735	6.99	17	196,521	6,456	7,279	47.00	53.00
11	16	2016	4	16	13,727	6.99	18	196,521	6,516	7,211	47.47	52.53
1	20	2016	4	17	13,726	6.98	19	196,521	6,529	7,197	47.57	52.43
2	16	2016	3	17	13,726	6.98	20	196,521	6,618	7,108	48.22	51.78
9	29	2016	5	16	13,717	6.98	21	196,521	6,463	7,254	47.12	52.88
1	26	2016	3	17	13,714	6.98	22	196,521	6,464	7,250	47.13	52.87
10	27	2016	5	17	13,710	6.98	23	196,521	6,586	7,124	48.04	51.96
3	24	2016	5	16	13,704	6.97	24	196,521	6,547	7,157	47.77	52.23
11	7	2016	2	16	13,695	6.97	25	196,521	6,437	7,258	47.00	53.00
2	18	2016	5	17	13,689	6.97	26	196,521	6,576	7,113	48.04	51.96
11	2	2016	4	17	13,687	6.96	27	196,521	6,399	7,288	46.75	53.25
4	11	2016	2	17	13,680	6.96	28	196,521	6,495	7,185	47.48	52.52
11	17	2016	5	16	13,671	6.96	29	196,521	6,363	7,308	46.54	53.46
2	5	2016	6	16	13,668	6.95	30	196,521	6,493	7,175	47.51	52.49
10	21	2016	6	16	13,653	6.95	31	196,521	6,386	7,267	46.77	53.23
3	24	2016	5	15	13,642	6.94	32	196,521	6,620	7,022	48.53	51.47
4	14	2016	5	17	13,626	6.93	33	196,521	6,347	7,279	46.58	53.42
10	12	2016	4	18	13,626	6.93	34	196,521	6,509	7,117	47.77	52.23
12	30	2016	6	13	13,626	6.93	35	196,521	6,599	7,027	48.43	51.57
1	20	2016	4	16	13,623	6.93	36	196,521	6,367	7,256	46.74	53.26
10	25	2016	3	17	13,621	6.93	37	196,521	6,404	7,217	47.02	52.98
12	26	2016	2	13	13,608	6.92	38	196,521	6,817	6,791	50.10	49.90
10	7	2016	6	16	13,605	6.92	39	196,521	6,275	7,330	46.12	53.88
3	28	2016	2	16	13,592	6.92	40	196,521	6,266	7,326	46.10	53.90
3	15	2016	3	16	13,587	6.91	41	196,521	6,303	7,284	46.39	53.61
1	13	2016	4	17	13,565	6.90	42	196,521	6,367	7,198	46.94	53.06
11	23	2016	4	12	13,565	6.90	43	196,521	6,644	6,921	48.98	51.02
10	27	2016	5	16	13,563	6.90	44	196,521	6,370	7,193	46.97	53.03
3	24	2016	5	17	13,562	6.90	45	196,521	6,514	7,048	48.03	51.97
2	24	2016	4	17	13,552	6.90	46	196,521	6,390	7,162	47.15	52.85
10	12	2016	4	16	13,546	6.89	47	196,521	6,309	7,237	46.57	53.43
2	5	2016	6	14	13,544	6.89	48	196,521	6,522	7,022	48.15	51.85
3	21	2016	2	17	13,534	6.89	49	196,521	6,406	7,128	47.33	52.67
2	10	2016	4	17	13,533	6.89	50	196,521	6,396	7,137	47.26	52.74
3	25	2016	6	13	13,520	6.88	51	196,521	6,571	6,949	48.60	51.40
10	3	2016	2	17	13,516	6.88	52	196,521	6,201	7,315	45.88	54.12
2	23	2016	3	18	13,515	6.88	53	196,521	6,483	7,032	47.97	52.03
4	15	2016	6	15	13,511	6.88	54	196,521	6,359	7,152	47.07	52.93
3	16	2016	4	16	13,509	6.87	55	196,521	6,241	7,268	46.20	53.80
2	2	2016	3	17	13,498	6.87	56	196,521	6,603	6,895	48.92	51.08
3	15	2016	3	17	13,493	6.87	57	196,521	6,363	7,130	47.16	52.84
3	17	2016	5	17	13,493	6.87	58	196,521	6,498	6,995	48.16	51.84
9	29	2016	5	18	13,488	6.86	59	196,521	6,405	7,083	47.49	52.51
2	10	2016	4	16	13,485	6.86	60	196,521	6,350	7,135	47.09	52.91
3	28	2016	2	17	13,485	6.86	61	196,521	6,317	7,168	46.84	53.16
11	1	2016	3	17	13,485	6.86	62	196,521	6,294	7,191	46.67	53.33
11	18	2016	6	16	13,485	6.86	63	196,521	6,326	7,159	46.91	53.09
2	11	2016	5	16	13,482	6.86	64	196,521	6,362	7,120	47.19	52.81
2	26	2016	6	14	13,482	6.86	65	196,521	6,581	6,901	48.81	51.19
11	4	2016	6	17	13,478	6.86	66	196,521	6,460	7,018	47.93	52.07
4	15	2016	6	17	13,468	6.85	67	196,521	6,436	7,032	47.79	52.21



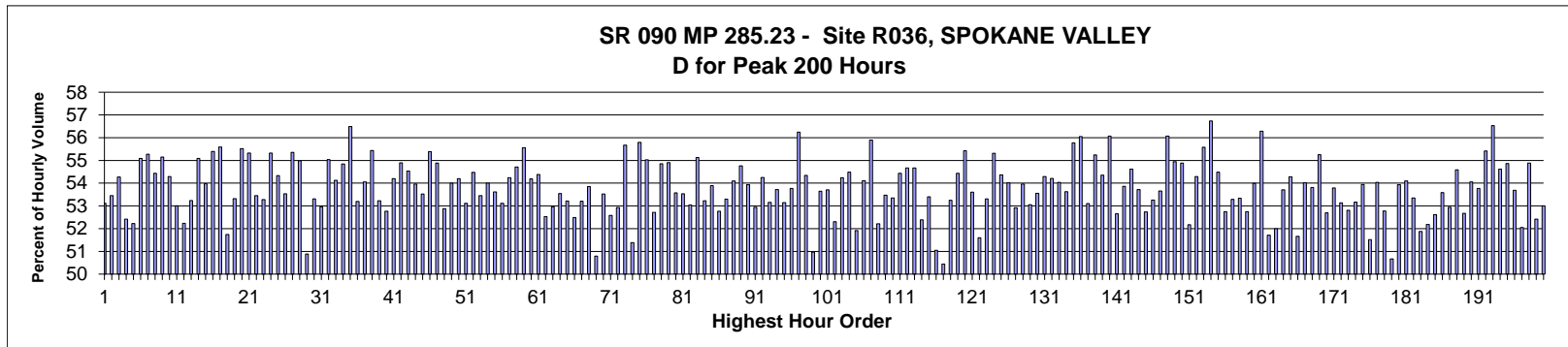
MO	DY	YR	DAY OF WK	HR	HR VOL	PERCENT OF AADT	HOUR NUMBER	AADT	NORTH VOLUME	SOUTH VOLUME	PERCENT NORTH IS OF TOTAL VOLUME	PERCENT SOUTH IS OF TOTAL VOLUME
4	2	2016	7	12	13,466	6.85	68	196,521	6,588	6,878	48.92	51.08
3	8	2016	3	16	13,465	6.85	69	196,521	6,122	7,343	45.47	54.53
11	1	2016	3	16	13,458	6.85	70	196,521	6,177	7,281	45.90	54.10
12	15	2016	5	16	13,454	6.85	71	196,521	6,433	7,021	47.81	52.19
10	25	2016	3	16	13,448	6.84	72	196,521	6,169	7,279	45.87	54.13
1	14	2016	5	17	13,447	6.84	73	196,521	6,263	7,184	46.58	53.42
2	26	2016	6	13	13,435	6.84	74	196,521	6,391	7,044	47.57	52.43
10	19	2016	4	16	13,427	6.83	75	196,521	6,261	7,166	46.63	53.37
1	14	2016	5	16	13,426	6.83	76	196,521	6,247	7,179	46.53	53.47
2	9	2016	3	16	13,426	6.83	77	196,521	6,357	7,069	47.35	52.65
4	15	2016	6	18	13,425	6.83	78	196,521	6,400	7,025	47.67	52.33
12	22	2016	5	14	13,421	6.83	79	196,521	6,422	6,999	47.85	52.15
2	25	2016	5	16	13,415	6.83	80	196,521	6,253	7,162	46.61	53.39
10	5	2016	4	17	13,408	6.82	81	196,521	6,287	7,121	46.89	53.11
3	22	2016	3	16	13,404	6.82	82	196,521	6,146	7,258	45.85	54.15
1	29	2016	6	14	13,401	6.82	83	196,521	6,527	6,874	48.71	51.29
2	25	2016	5	17	13,391	6.81	84	196,521	6,488	6,903	48.45	51.55
10	21	2016	6	15	13,390	6.81	85	196,521	6,427	6,963	48.00	52.00
3	18	2016	6	13	13,387	6.81	86	196,521	6,467	6,920	48.31	51.69
10	3	2016	2	16	13,386	6.81	87	196,521	6,159	7,227	46.01	53.99
4	11	2016	2	16	13,382	6.81	88	196,521	6,414	6,968	47.93	52.07
2	2	2016	3	16	13,381	6.81	89	196,521	6,321	7,060	47.24	52.76
2	17	2016	4	16	13,376	6.81	90	196,521	6,308	7,068	47.16	52.84
10	7	2016	6	13	13,375	6.81	91	196,521	6,219	7,156	46.50	53.50
12	2	2016	6	16	13,375	6.81	92	196,521	6,291	7,084	47.04	52.96
1	28	2016	5	17	13,374	6.81	93	196,521	6,391	6,983	47.79	52.21
2	8	2016	2	16	13,373	6.80	94	196,521	6,234	7,139	46.62	53.38
3	30	2016	4	17	13,370	6.80	95	196,521	6,344	7,026	47.45	52.55
10	28	2016	6	16	13,367	6.80	96	196,521	6,179	7,188	46.23	53.77
3	27	2016	1	14	13,365	6.80	97	196,521	6,369	6,996	47.65	52.35
1	26	2016	3	16	13,363	6.80	98	196,521	6,087	7,276	45.55	54.45
2	18	2016	5	18	13,359	6.80	99	196,521	6,460	6,899	48.36	51.64
12	21	2016	4	16	13,358	6.80	100	196,521	6,449	6,909	48.28	51.72
2	1	2016	2	16	13,354	6.80	101	196,521	6,181	7,173	46.29	53.71
9	21	2016	4	17	13,349	6.79	102	196,521	6,261	7,088	46.90	53.10
4	14	2016	5	15	13,348	6.79	103	196,521	6,153	7,195	46.10	53.90
12	13	2016	3	16	13,348	6.79	104	196,521	6,230	7,118	46.67	53.33
9	20	2016	3	17	13,345	6.79	105	196,521	6,243	7,102	46.78	53.22
10	31	2016	2	16	13,345	6.79	106	196,521	6,139	7,206	46.00	54.00
4	14	2016	5	18	13,343	6.79	107	196,521	6,287	7,056	47.12	52.88
3	25	2016	6	17	13,341	6.79	108	196,521	6,272	7,069	47.01	52.99
12	14	2016	4	16	13,340	6.79	109	196,521	6,232	7,108	46.72	53.28
1	25	2016	2	17	13,337	6.79	110	196,521	6,409	6,928	48.05	51.95
11	18	2016	6	15	13,335	6.79	111	196,521	6,317	7,018	47.37	52.63
10	7	2016	6	17	13,333	6.78	112	196,521	6,128	7,205	45.96	54.04
12	29	2016	5	13	13,330	6.78	113	196,521	6,621	6,709	49.67	50.33
7	11	2016	2	17	13,324	6.78	114	196,521	6,268	7,056	47.04	52.96
12	15	2016	5	15	13,324	6.78	115	196,521	6,618	6,706	49.67	50.33
3	17	2016	5	16	13,323	6.78	116	196,521	6,318	7,005	47.42	52.58
3	16	2016	4	17	13,318	6.78	117	196,521	6,195	7,123	46.52	53.48
2	13	2016	7	12	13,316	6.78	118	196,521	6,422	6,894	48.23	51.77

MO	DY	YR	DAY OF WK	HR	HR VOL	PERCENT OF AADT	HOUR NUMBER	AADT	NORTH VOLUME	SOUTH VOLUME	PERCENT NORTH IS OF TOTAL VOLUME	PERCENT SOUTH IS OF TOTAL VOLUME
2	16	2016	3	18	13,315	6.78	119	196,521	6,375	6,940	47.88	52.12
3	18	2016	6	14	13,314	6.77	120	196,521	6,428	6,886	48.28	51.72
12	30	2016	6	12	13,314	6.77	121	196,521	6,455	6,859	48.48	51.52
4	28	2016	5	17	13,313	6.77	122	196,521	6,522	6,791	48.99	51.01
10	28	2016	6	13	13,313	6.77	123	196,521	6,367	6,946	47.83	52.17
9	28	2016	4	17	13,312	6.77	124	196,521	6,207	7,105	46.63	53.37
5	22	2016	1	13	13,311	6.77	125	196,521	6,636	6,675	49.85	50.15
12	2	2016	6	15	13,308	6.77	126	196,521	6,300	7,008	47.34	52.66
3	5	2016	7	12	13,306	6.77	127	196,521	6,508	6,798	48.91	51.09
4	1	2016	6	13	13,301	6.77	128	196,521	6,341	6,960	47.67	52.33
11	16	2016	4	17	13,301	6.77	129	196,521	6,308	6,993	47.43	52.57
10	8	2016	7	13	13,300	6.77	130	196,521	6,342	6,958	47.68	52.32
11	9	2016	4	17	13,300	6.77	131	196,521	6,288	7,012	47.28	52.72
11	11	2016	6	12	13,300	6.77	132	196,521	6,467	6,833	48.62	51.38
11	10	2016	5	16	13,297	6.77	133	196,521	6,042	7,255	45.44	54.56
3	21	2016	2	16	13,295	6.77	134	196,521	6,338	6,957	47.67	52.33
3	26	2016	7	12	13,295	6.77	135	196,521	6,418	6,877	48.27	51.73
12	28	2016	4	16	13,292	6.76	136	196,521	6,196	7,096	46.61	53.39
1	15	2016	6	14	13,291	6.76	137	196,521	6,324	6,967	47.58	52.42
9	15	2016	5	17	13,289	6.76	138	196,521	6,186	7,103	46.55	53.45
11	14	2016	2	16	13,287	6.76	139	196,521	6,028	7,259	45.37	54.63
2	6	2016	7	14	13,285	6.76	140	196,521	6,626	6,659	49.88	50.12
3	25	2016	6	16	13,284	6.76	141	196,521	6,180	7,104	46.52	53.48
1	18	2016	2	15	13,282	6.76	142	196,521	6,207	7,075	46.73	53.27
2	22	2016	2	16	13,282	6.76	143	196,521	6,094	7,188	45.88	54.12
3	7	2016	2	17	13,282	6.76	144	196,521	6,179	7,103	46.52	53.48
1	13	2016	4	16	13,280	6.76	145	196,521	6,228	7,052	46.90	53.10
10	6	2016	5	17	13,280	6.76	146	196,521	6,242	7,038	47.00	53.00
11	3	2016	5	16	13,276	6.76	147	196,521	6,147	7,129	46.30	53.70
4	27	2016	4	17	13,272	6.75	148	196,521	6,510	6,762	49.05	50.95
2	24	2016	4	18	13,269	6.75	149	196,521	6,476	6,793	48.81	51.19
12	8	2016	5	16	13,266	6.75	150	196,521	6,176	7,090	46.56	53.44
2	27	2016	7	12	13,265	6.75	151	196,521	6,609	6,656	49.82	50.18
3	18	2016	6	17	13,264	6.75	152	196,521	6,401	6,863	48.26	51.74
12	20	2016	3	16	13,259	6.75	153	196,521	6,219	7,040	46.90	53.10
6	18	2016	7	12	13,254	6.74	154	196,521	6,366	6,888	48.03	51.97
12	17	2016	7	13	13,249	6.74	155	196,521	6,352	6,897	47.94	52.06
7	20	2016	4	17	13,248	6.74	156	196,521	6,181	7,067	46.66	53.34
10	28	2016	6	14	13,246	6.74	157	196,521	6,204	7,042	46.84	53.16
9	22	2016	5	17	13,242	6.74	158	196,521	6,154	7,088	46.47	53.53
1	22	2016	6	17	13,240	6.74	159	196,521	6,394	6,846	48.29	51.71
4	12	2016	3	16	13,240	6.74	160	196,521	6,203	7,037	46.85	53.15
7	18	2016	2	16	13,240	6.74	161	196,521	6,224	7,016	47.01	52.99
1	25	2016	2	16	13,238	6.74	162	196,521	6,081	7,157	45.94	54.06
2	6	2016	7	15	13,236	6.74	163	196,521	6,601	6,635	49.87	50.13
7	19	2016	3	16	13,236	6.74	164	196,521	6,202	7,034	46.86	53.14
3	24	2016	5	18	13,232	6.73	165	196,521	6,287	6,945	47.51	52.49
8	2	2016	3	17	13,230	6.73	166	196,521	6,193	7,037	46.81	53.19
8	3	2016	4	17	13,226	6.73	167	196,521	6,094	7,132	46.08	53.92
5	16	2016	2	17	13,225	6.73	168	196,521	6,390	6,835	48.32	51.68
12	28	2016	4	17	13,224	6.73	169	196,521	6,267	6,957	47.39	52.61

MO	DY	YR	DAY OF WK	HR	HR VOL	PERCENT OF AADT	HOUR NUMBER	AADT	NORTH VOLUME	SOUTH VOLUME	PERCENT NORTH IS OF TOTAL VOLUME	PERCENT SOUTH IS OF TOTAL VOLUME
12	29	2016	5	14	13,224	6.73	170	196,521	6,430	6,794	48.62	51.38
2	25	2016	5	15	13,222	6.73	171	196,521	6,316	6,906	47.77	52.23
2	26	2016	6	15	13,221	6.73	172	196,521	6,325	6,896	47.84	52.16
5	19	2016	5	17	13,220	6.73	173	196,521	6,422	6,798	48.58	51.42
11	3	2016	5	17	13,218	6.73	174	196,521	6,151	7,067	46.54	53.46
11	11	2016	6	16	13,218	6.73	175	196,521	6,179	7,039	46.75	53.25
2	16	2016	3	15	13,216	6.72	176	196,521	6,101	7,115	46.16	53.84
11	17	2016	5	17	13,216	6.72	177	196,521	6,316	6,900	47.79	52.21
5	25	2016	4	17	13,211	6.72	178	196,521	6,577	6,634	49.78	50.22
7	11	2016	2	16	13,211	6.72	179	196,521	6,278	6,933	47.52	52.48
8	24	2016	4	17	13,209	6.72	180	196,521	6,263	6,946	47.41	52.59
1	15	2016	6	15	13,207	6.72	181	196,521	6,208	6,999	47.01	52.99
10	19	2016	4	15	13,207	6.72	182	196,521	6,141	7,066	46.50	53.50
4	16	2016	7	12	13,203	6.72	183	196,521	6,452	6,751	48.87	51.13
7	22	2016	6	12	13,203	6.72	184	196,521	6,256	6,947	47.38	52.62
4	13	2016	4	18	13,198	6.72	185	196,521	6,161	7,037	46.68	53.32
12	27	2016	3	13	13,198	6.72	186	196,521	6,628	6,570	50.22	49.78
5	4	2016	4	17	13,196	6.71	187	196,521	6,584	6,612	49.89	50.11
9	19	2016	2	17	13,196	6.71	188	196,521	6,152	7,044	46.62	53.38
9	23	2016	6	16	13,194	6.71	189	196,521	6,168	7,026	46.75	53.25
11	14	2016	2	17	13,194	6.71	190	196,521	6,125	7,069	46.42	53.58
9	27	2016	3	17	13,193	6.71	191	196,521	6,082	7,111	46.10	53.90
1	29	2016	6	15	13,192	6.71	192	196,521	6,427	6,765	48.72	51.28
7	7	2016	5	17	13,192	6.71	193	196,521	6,252	6,940	47.39	52.61
10	20	2016	5	16	13,192	6.71	194	196,521	6,098	7,094	46.22	53.78
4	12	2016	3	15	13,191	6.71	195	196,521	6,117	7,074	46.37	53.63
10	10	2016	2	16	13,190	6.71	196	196,521	6,062	7,128	45.96	54.04
3	12	2016	7	14	13,189	6.71	197	196,521	6,437	6,752	48.81	51.19
2	9	2016	3	18	13,187	6.71	198	196,521	6,405	6,782	48.57	51.43
3	5	2016	7	17	13,187	6.71	199	196,521	6,510	6,677	49.37	50.63
4	10	2016	1	14	13,186	6.71	200	196,521	6,625	6,561	50.24	49.76



**AADT= 121,407      K 30 FACTOR= 9.39      K 100 FACTOR= 9.16      K 200 FACTOR= 8.99      D 30 FACTOR= 53.31**



MO	DY	YR	DAY OF WK	HR	HR VOL	PERCENT OF AADT	HOUR NUMBER	AADT	EAST VOLUME	WEST VOLUME	PERCENT EAST IS OF TOTAL VOLUME	PERCENT WEST IS OF TOTAL VOLUME
11	3	2016	5	17	11,755	9.68	1	121,407	6,243	5,512	53.11	46.89
4	29	2016	6	17	11,698	9.64	2	121,407	6,252	5,446	53.45	46.55
5	4	2016	4	17	11,645	9.59	3	121,407	6,320	5,325	54.27	45.73
5	20	2016	6	17	11,642	9.59	4	121,407	6,103	5,539	52.42	47.58
11	18	2016	6	17	11,639	9.59	5	121,407	6,078	5,561	52.22	47.78
4	21	2016	5	17	11,635	9.58	6	121,407	6,410	5,225	55.09	44.91
4	14	2016	5	17	11,619	9.57	7	121,407	6,422	5,197	55.27	44.73
9	21	2016	4	17	11,605	9.56	8	121,407	6,317	5,288	54.43	45.57
5	18	2016	4	17	11,599	9.55	9	121,407	6,397	5,202	55.15	44.85
5	25	2016	4	17	11,591	9.55	10	121,407	6,293	5,298	54.29	45.71
2	26	2016	6	17	11,575	9.53	11	121,407	6,135	5,440	53.00	47.00
9	16	2016	6	17	11,554	9.52	12	121,407	6,035	5,519	52.23	47.77
10	7	2016	6	17	11,551	9.51	13	121,407	6,150	5,401	53.24	46.76
2	24	2016	4	17	11,534	9.50	14	121,407	6,354	5,180	55.09	44.91
4	1	2016	6	17	11,521	9.49	15	121,407	6,218	5,303	53.97	46.03
3	23	2016	4	17	11,517	9.49	16	121,407	6,380	5,137	55.40	44.60

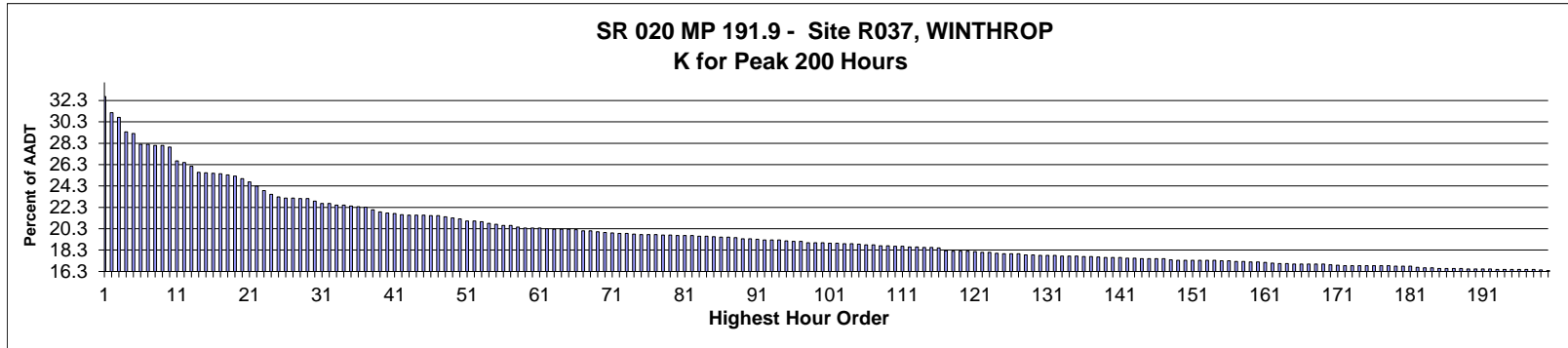
MO	DY	YR	DAY OF WK	HR	HR VOL	PERCENT OF AADT	HOUR NUMBER	AADT	EAST VOLUME	WEST VOLUME	PERCENT IS OF TOTAL VOLUME	PERCENT WEST IS OF TOTAL VOLUME
11	2	2016	4	17	11,483	9.46	17	121,407	6,383	5,100	55.59	44.41
9	22	2016	5	17	11,478	9.45	18	121,407	5,939	5,539	51.74	48.26
12	1	2016	5	17	11,474	9.45	19	121,407	6,118	5,356	53.32	46.68
3	24	2016	5	17	11,469	9.45	20	121,407	6,368	5,101	55.52	44.48
3	16	2016	4	17	11,456	9.44	21	121,407	6,338	5,118	55.32	44.68
4	15	2016	6	17	11,455	9.44	22	121,407	6,123	5,332	53.45	46.55
7	19	2016	3	17	11,448	9.43	23	121,407	6,099	5,349	53.28	46.72
3	17	2016	5	17	11,443	9.43	24	121,407	6,330	5,113	55.32	44.68
4	27	2016	4	17	11,442	9.42	25	121,407	6,216	5,226	54.33	45.67
3	25	2016	6	17	11,435	9.42	26	121,407	6,121	5,314	53.53	46.47
10	31	2016	2	17	11,423	9.41	27	121,407	6,323	5,100	55.35	44.65
4	13	2016	4	17	11,419	9.41	28	121,407	6,279	5,140	54.99	45.01
6	3	2016	6	17	11,416	9.40	29	121,407	5,808	5,608	50.88	49.12
6	9	2016	5	17	11,406	9.39	30	121,407	6,081	5,325	53.31	46.69
9	14	2016	4	17	11,400	9.39	31	121,407	6,037	5,363	52.96	47.04
2	12	2016	6	17	11,389	9.38	32	121,407	6,268	5,121	55.04	44.96
11	17	2016	5	17	11,377	9.37	33	121,407	6,158	5,219	54.13	45.87
4	19	2016	3	17	11,375	9.37	34	121,407	6,238	5,137	54.84	45.16
3	2	2016	4	17	11,372	9.37	35	121,407	6,424	4,948	56.49	43.51
9	20	2016	3	17	11,358	9.36	36	121,407	6,042	5,316	53.20	46.80
4	20	2016	4	17	11,357	9.35	37	121,407	6,138	5,219	54.05	45.95
4	12	2016	3	17	11,352	9.35	38	121,407	6,294	5,058	55.44	44.56
9	13	2016	3	17	11,352	9.35	39	121,407	6,043	5,309	53.23	46.77
6	10	2016	6	17	11,347	9.35	40	121,407	5,988	5,359	52.77	47.23
4	28	2016	5	17	11,346	9.35	41	121,407	6,149	5,197	54.20	45.80
3	11	2016	6	17	11,335	9.34	42	121,407	6,222	5,113	54.89	45.11
5	31	2016	3	17	11,325	9.33	43	121,407	6,177	5,148	54.54	45.46
10	6	2016	5	17	11,317	9.32	44	121,407	6,107	5,210	53.96	46.04
6	22	2016	4	17	11,311	9.32	45	121,407	6,054	5,257	53.52	46.48
4	6	2016	4	17	11,302	9.31	46	121,407	6,259	5,043	55.38	44.62
5	24	2016	3	17	11,300	9.31	47	121,407	6,201	5,099	54.88	45.12
9	22	2016	5	18	11,300	9.31	48	121,407	5,976	5,324	52.88	47.12
6	21	2016	3	17	11,290	9.30	49	121,407	6,097	5,193	54.00	46.00
10	12	2016	4	17	11,284	9.29	50	121,407	6,116	5,168	54.20	45.80
5	4	2016	4	18	11,280	9.29	51	121,407	5,991	5,289	53.11	46.89
10	3	2016	2	17	11,280	9.29	52	121,407	6,144	5,136	54.47	45.53
5	26	2016	5	17	11,277	9.29	53	121,407	6,028	5,249	53.45	46.55
10	14	2016	6	17	11,275	9.29	54	121,407	6,089	5,186	54.00	46.00
9	8	2016	5	17	11,273	9.29	55	121,407	6,044	5,229	53.61	46.39
6	23	2016	5	17	11,272	9.28	56	121,407	5,987	5,285	53.11	46.89
10	19	2016	4	17	11,271	9.28	57	121,407	6,113	5,158	54.24	45.76
4	7	2016	5	17	11,266	9.28	58	121,407	6,164	5,102	54.71	45.29
3	10	2016	5	17	11,248	9.26	59	121,407	6,249	4,999	55.56	44.44
5	10	2016	3	17	11,246	9.26	60	121,407	6,094	5,152	54.19	45.81
3	30	2016	4	17	11,244	9.26	61	121,407	6,115	5,129	54.38	45.62
9	1	2016	5	17	11,243	9.26	62	121,407	5,906	5,337	52.53	47.47
3	18	2016	6	17	11,239	9.26	63	121,407	5,952	5,287	52.96	47.04
6	2	2016	5	17	11,237	9.26	64	121,407	6,016	5,221	53.54	46.46
12	8	2016	5	17	11,237	9.26	65	121,407	5,980	5,257	53.22	46.78
6	17	2016	6	17	11,235	9.25	66	121,407	5,897	5,338	52.49	47.51
6	1	2016	4	18	11,230	9.25	67	121,407	5,975	5,255	53.21	46.79

MO	DY	YR	DAY OF WK	HR	HR VOL	PERCENT OF AADT	HOUR NUMBER	AADT	EAST VOLUME	WEST VOLUME	PERCENT IS OF TOTAL VOLUME	PERCENT WEST IS OF TOTAL VOLUME
6	10	2016	6	16	11,222	9.24	68	121,407	6,043	5,179	53.85	46.15
11	4	2016	6	17	11,221	9.24	69	121,407	5,699	5,522	50.79	49.21
6	9	2016	5	18	11,218	9.24	70	121,407	6,004	5,214	53.52	46.48
8	26	2016	6	17	11,215	9.24	71	121,407	5,897	5,318	52.58	47.42
9	21	2016	4	18	11,212	9.24	72	121,407	5,935	5,277	52.93	47.07
4	11	2016	2	17	11,208	9.23	73	121,407	6,239	4,969	55.67	44.33
11	3	2016	5	18	11,208	9.23	74	121,407	5,759	5,449	51.38	48.62
2	18	2016	5	17	11,206	9.23	75	121,407	6,252	4,954	55.79	44.21
6	13	2016	2	17	11,202	9.23	76	121,407	6,164	5,038	55.03	44.97
4	15	2016	6	18	11,198	9.22	77	121,407	5,902	5,296	52.71	47.29
9	12	2016	2	17	11,197	9.22	78	121,407	6,142	5,055	54.85	45.15
5	20	2016	6	16	11,195	9.22	79	121,407	6,146	5,049	54.90	45.10
11	15	2016	3	17	11,194	9.22	80	121,407	5,997	5,197	53.57	46.43
10	19	2016	4	18	11,193	9.22	81	121,407	5,992	5,201	53.53	46.47
7	20	2016	4	17	11,191	9.22	82	121,407	5,936	5,255	53.04	46.96
10	24	2016	2	17	11,188	9.22	83	121,407	6,168	5,020	55.13	44.87
9	7	2016	4	17	11,172	9.20	84	121,407	5,947	5,225	53.23	46.77
6	2	2016	5	18	11,170	9.20	85	121,407	6,020	5,150	53.89	46.11
7	13	2016	4	18	11,162	9.19	86	121,407	5,890	5,272	52.77	47.23
4	14	2016	5	18	11,153	9.19	87	121,407	5,945	5,208	53.30	46.70
3	24	2016	5	18	11,152	9.19	88	121,407	6,033	5,119	54.10	45.90
11	29	2016	3	17	11,149	9.18	89	121,407	6,105	5,044	54.76	45.24
1	28	2016	5	17	11,145	9.18	90	121,407	6,011	5,134	53.93	46.07
7	7	2016	5	17	11,143	9.18	91	121,407	5,899	5,244	52.94	47.06
8	22	2016	2	17	11,137	9.17	92	121,407	6,042	5,095	54.25	45.75
9	20	2016	3	18	11,131	9.17	93	121,407	5,916	5,215	53.15	46.85
10	25	2016	3	17	11,129	9.17	94	121,407	5,978	5,151	53.72	46.28
6	16	2016	5	17	11,128	9.17	95	121,407	5,913	5,215	53.14	46.86
5	19	2016	5	18	11,126	9.16	96	121,407	5,983	5,143	53.77	46.23
4	25	2016	2	17	11,124	9.16	97	121,407	6,256	4,868	56.24	43.76
3	31	2016	5	17	11,123	9.16	98	121,407	6,044	5,079	54.34	45.66
8	17	2016	4	17	11,123	9.16	99	121,407	5,669	5,454	50.97	49.03
6	14	2016	3	17	11,121	9.16	100	121,407	5,966	5,155	53.65	46.35
4	29	2016	6	16	11,119	9.16	101	121,407	5,972	5,147	53.71	46.29
5	19	2016	5	17	11,117	9.16	102	121,407	5,815	5,302	52.31	47.69
4	13	2016	4	18	11,111	9.15	103	121,407	6,027	5,084	54.24	45.76
2	5	2016	6	17	11,107	9.15	104	121,407	6,051	5,056	54.48	45.52
8	16	2016	3	17	11,105	9.15	105	121,407	5,766	5,339	51.92	48.08
4	27	2016	4	18	11,104	9.15	106	121,407	6,008	5,096	54.11	45.89
2	10	2016	4	17	11,099	9.14	107	121,407	6,204	4,895	55.90	44.10
7	8	2016	6	17	11,095	9.14	108	121,407	5,793	5,302	52.21	47.79
11	8	2016	3	17	11,095	9.14	109	121,407	5,932	5,163	53.47	46.53
7	6	2016	4	17	11,091	9.14	110	121,407	5,917	5,174	53.35	46.65
3	17	2016	5	18	11,090	9.13	111	121,407	6,036	5,054	54.43	45.57
4	5	2016	3	17	11,089	9.13	112	121,407	6,062	5,027	54.67	45.33
4	26	2016	3	17	11,089	9.13	113	121,407	6,062	5,027	54.67	45.33
5	17	2016	3	17	11,089	9.13	114	121,407	5,809	5,280	52.39	47.61
8	31	2016	4	17	11,089	9.13	115	121,407	5,921	5,168	53.40	46.60
5	6	2016	6	17	11,083	9.13	116	121,407	5,658	5,425	51.05	48.95
8	11	2016	5	17	11,083	9.13	117	121,407	5,590	5,493	50.44	49.56
4	22	2016	6	17	11,082	9.13	118	121,407	5,901	5,181	53.25	46.75

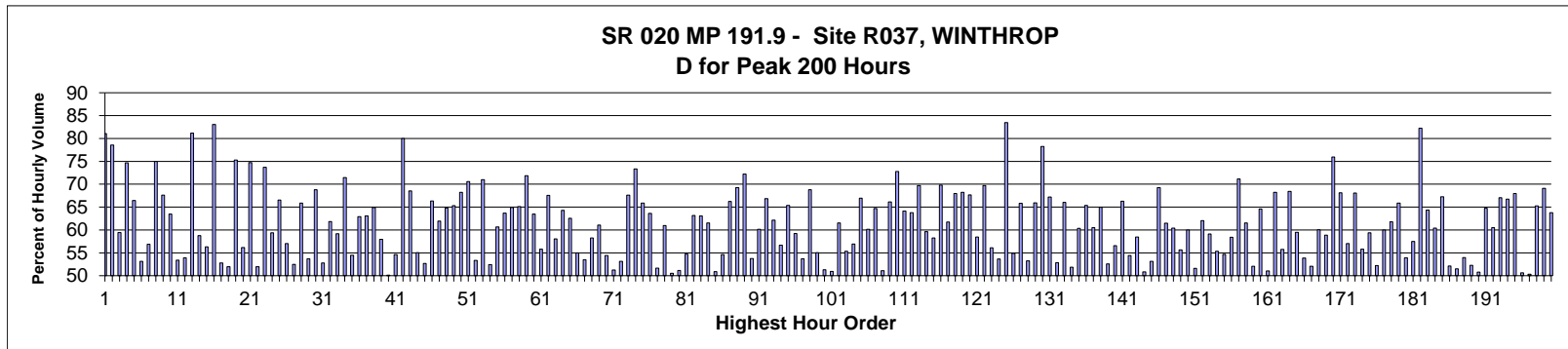
MO	DY	YR	DAY OF WK	HR	HR VOL	PERCENT OF AADT	HOUR NUMBER	AADT	EAST VOLUME	WEST VOLUME	PERCENT EAST IS OF TOTAL VOLUME	PERCENT WEST IS OF TOTAL VOLUME
11	1	2016	3	17	11,080	9.13	119	121,407	6,031	5,049	54.43	45.57
10	17	2016	2	17	11,078	9.12	120	121,407	6,141	4,937	55.43	44.57
8	3	2016	4	17	11,074	9.12	121	121,407	5,936	5,138	53.60	46.40
8	24	2016	4	17	11,074	9.12	122	121,407	5,714	5,360	51.60	48.40
5	18	2016	4	18	11,070	9.12	123	121,407	5,901	5,169	53.31	46.69
2	3	2016	4	17	11,067	9.12	124	121,407	6,121	4,946	55.31	44.69
4	21	2016	5	18	11,064	9.11	125	121,407	6,014	5,050	54.36	45.64
7	7	2016	5	18	11,062	9.11	126	121,407	5,975	5,087	54.01	45.99
9	16	2016	6	16	11,061	9.11	127	121,407	5,854	5,207	52.92	47.08
4	28	2016	5	18	11,059	9.11	128	121,407	5,967	5,092	53.96	46.04
5	12	2016	5	17	11,059	9.11	129	121,407	5,867	5,192	53.05	46.95
7	5	2016	3	17	11,058	9.11	130	121,407	5,922	5,136	53.55	46.45
4	18	2016	2	17	11,056	9.11	131	121,407	6,002	5,054	54.29	45.71
5	25	2016	4	18	11,047	9.10	132	121,407	5,989	5,058	54.21	45.79
6	17	2016	6	16	11,046	9.10	133	121,407	5,968	5,078	54.03	45.97
10	5	2016	4	18	11,045	9.10	134	121,407	5,923	5,122	53.63	46.37
3	3	2016	5	17	11,039	9.09	135	121,407	6,156	4,883	55.77	44.23
5	16	2016	2	17	11,039	9.09	136	121,407	6,187	4,852	56.05	43.95
6	7	2016	3	17	11,038	9.09	137	121,407	5,861	5,177	53.10	46.90
10	7	2016	6	16	11,033	9.09	138	121,407	6,095	4,938	55.24	44.76
5	26	2016	5	16	11,032	9.09	139	121,407	5,996	5,036	54.35	45.65
3	15	2016	3	17	11,031	9.09	140	121,407	6,185	4,846	56.07	43.93
8	25	2016	5	17	11,031	9.09	141	121,407	5,808	5,223	52.65	47.35
11	7	2016	2	17	11,030	9.09	142	121,407	5,941	5,089	53.86	46.14
7	12	2016	3	18	11,029	9.08	143	121,407	6,024	5,005	54.62	45.38
4	22	2016	6	16	11,027	9.08	144	121,407	5,924	5,103	53.72	46.28
8	2	2016	3	17	11,024	9.08	145	121,407	5,814	5,210	52.74	47.26
10	5	2016	4	17	11,021	9.08	146	121,407	5,870	5,151	53.26	46.74
3	30	2016	4	18	11,019	9.08	147	121,407	5,913	5,106	53.66	46.34
5	9	2016	2	17	11,016	9.07	148	121,407	6,177	4,839	56.07	43.93
11	14	2016	2	17	11,016	9.07	149	121,407	6,053	4,963	54.95	45.05
5	25	2016	4	16	11,015	9.07	150	121,407	6,045	4,970	54.88	45.12
8	10	2016	4	17	11,015	9.07	151	121,407	5,747	5,268	52.17	47.83
9	22	2016	5	16	11,010	9.07	152	121,407	5,977	5,033	54.29	45.71
1	14	2016	5	17	11,009	9.07	153	121,407	6,119	4,890	55.58	44.42
2	9	2016	3	17	11,007	9.07	154	121,407	6,245	4,762	56.74	43.26
6	8	2016	4	17	11,007	9.07	155	121,407	5,997	5,010	54.48	45.52
10	6	2016	5	18	11,005	9.06	156	121,407	5,805	5,200	52.75	47.25
4	20	2016	4	18	10,999	9.06	157	121,407	5,861	5,138	53.29	46.71
5	31	2016	3	18	10,998	9.06	158	121,407	5,866	5,132	53.34	46.66
5	3	2016	3	17	10,994	9.06	159	121,407	5,799	5,195	52.75	47.25
6	3	2016	6	16	10,991	9.05	160	121,407	5,934	5,057	53.99	46.01
3	8	2016	3	17	10,990	9.05	161	121,407	6,186	4,804	56.29	43.71
8	29	2016	2	17	10,990	9.05	162	121,407	5,683	5,307	51.71	48.29
3	4	2016	6	17	10,989	9.05	163	121,407	5,714	5,275	52.00	48.00
3	29	2016	3	17	10,989	9.05	164	121,407	5,902	5,087	53.71	46.29
6	14	2016	3	18	10,988	9.05	165	121,407	5,964	5,024	54.28	45.72
12	7	2016	4	17	10,987	9.05	166	121,407	5,676	5,311	51.66	48.34
3	16	2016	4	18	10,985	9.05	167	121,407	5,933	5,052	54.01	45.99
9	6	2016	3	17	10,985	9.05	168	121,407	5,911	5,074	53.81	46.19
2	4	2016	5	17	10,984	9.05	169	121,407	6,069	4,915	55.25	44.75

MO	DY	YR	DAY OF WK	HR	HR VOL	PERCENT OF AADT	HOUR NUMBER	AADT	EAST VOLUME	WEST VOLUME	PERCENT EAST IS OF TOTAL VOLUME	PERCENT WEST IS OF TOTAL VOLUME
7	14	2016	5	17	10,983	9.05	170	121,407	5,787	5,196	52.69	47.31
3	18	2016	6	16	10,981	9.04	171	121,407	5,907	5,074	53.79	46.21
6	28	2016	3	17	10,979	9.04	172	121,407	5,833	5,146	53.13	46.87
11	22	2016	3	17	10,977	9.04	173	121,407	5,797	5,180	52.81	47.19
10	3	2016	2	18	10,976	9.04	174	121,407	5,835	5,141	53.16	46.84
6	16	2016	5	18	10,973	9.04	175	121,407	5,919	5,054	53.94	46.06
11	10	2016	5	17	10,972	9.04	176	121,407	5,653	5,319	51.52	48.48
4	26	2016	3	18	10,970	9.04	177	121,407	5,927	5,043	54.03	45.97
9	7	2016	4	18	10,969	9.03	178	121,407	5,789	5,180	52.78	47.22
10	28	2016	6	18	10,968	9.03	179	121,407	5,558	5,410	50.67	49.33
11	16	2016	4	17	10,968	9.03	180	121,407	5,915	5,053	53.93	46.07
3	31	2016	5	18	10,965	9.03	181	121,407	5,932	5,033	54.10	45.90
3	23	2016	4	18	10,964	9.03	182	121,407	5,849	5,115	53.35	46.65
10	11	2016	3	17	10,961	9.03	183	121,407	5,687	5,274	51.88	48.12
6	30	2016	5	17	10,957	9.03	184	121,407	5,717	5,240	52.18	47.82
8	24	2016	4	18	10,954	9.02	185	121,407	5,763	5,191	52.61	47.39
7	19	2016	3	18	10,953	9.02	186	121,407	5,869	5,084	53.58	46.42
8	26	2016	6	16	10,948	9.02	187	121,407	5,796	5,152	52.94	47.06
11	4	2016	6	16	10,948	9.02	188	121,407	5,976	4,972	54.59	45.41
6	1	2016	4	17	10,945	9.02	189	121,407	5,765	5,180	52.67	47.33
9	2	2016	6	16	10,939	9.01	190	121,407	5,914	5,025	54.06	45.94
4	6	2016	4	18	10,938	9.01	191	121,407	5,881	5,057	53.77	46.23
4	12	2016	3	18	10,937	9.01	192	121,407	6,061	4,876	55.42	44.58
3	7	2016	2	17	10,936	9.01	193	121,407	6,182	4,754	56.53	43.47
5	24	2016	3	18	10,935	9.01	194	121,407	5,973	4,962	54.62	45.38
11	23	2016	4	16	10,934	9.01	195	121,407	5,998	4,936	54.86	45.14
7	12	2016	3	17	10,933	9.01	196	121,407	5,870	5,063	53.69	46.31
10	7	2016	6	18	10,925	9.00	197	121,407	5,687	5,238	52.05	47.95
11	21	2016	2	17	10,924	9.00	198	121,407	5,995	4,929	54.88	45.12
6	13	2016	2	18	10,920	8.99	199	121,407	5,724	5,196	52.42	47.58
7	13	2016	4	17	10,918	8.99	200	121,407	5,787	5,131	53.00	47.00





AADT= 1,989      K 30 FACTOR= 22.88      K 100 FACTOR= 19.00      K 200 FACTOR= 16.39      D 30 FACTOR= 68.79



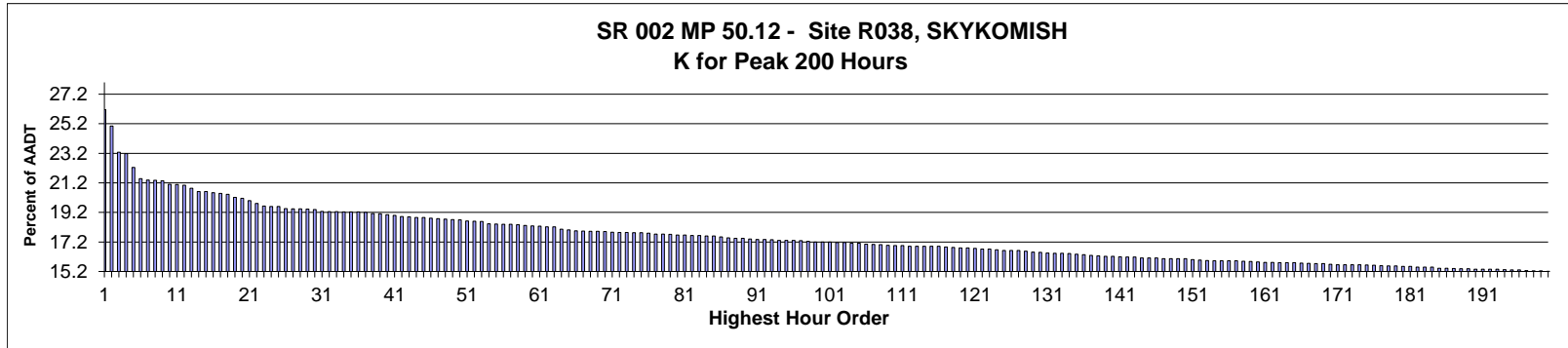
MO	DY	YR	DAY OF WK	HR	HR VOL	PERCENT OF AADT	HOUR NUMBER	AADT	EAST VOLUME	WEST VOLUME	PERCENT EAST IS OF TOTAL VOLUME	PERCENT WEST IS OF TOTAL VOLUME
5	30	2016	2	12	650	32.68	1	1,989	123	527	18.92	81.08
5	30	2016	2	13	620	31.17	2	1,989	133	487	21.45	78.55
7	17	2016	1	14	611	30.72	3	1,989	248	363	40.59	59.41
9	5	2016	2	12	584	29.36	4	1,989	148	436	25.34	74.66
7	17	2016	1	13	581	29.21	5	1,989	195	386	33.56	66.44
7	16	2016	7	13	561	28.21	6	1,989	263	298	46.88	53.12
7	16	2016	7	14	561	28.21	7	1,989	242	319	43.14	56.86
5	30	2016	2	14	559	28.10	8	1,989	140	419	25.04	74.96
9	5	2016	2	14	559	28.10	9	1,989	181	378	32.38	67.62
7	17	2016	1	12	556	27.95	10	1,989	203	353	36.51	63.49
7	17	2016	1	16	530	26.65	11	1,989	247	283	46.60	53.40
7	16	2016	7	12	527	26.50	12	1,989	243	284	46.11	53.89
5	30	2016	2	11	520	26.14	13	1,989	98	422	18.85	81.15
7	15	2016	6	16	509	25.59	14	1,989	299	210	58.74	41.26
7	17	2016	1	15	508	25.54	15	1,989	222	286	43.70	56.30
9	5	2016	2	11	507	25.49	16	1,989	86	421	16.96	83.04

MO	DY	YR	DAY OF WK	HR	HR VOL	PERCENT OF AADT	HOUR NUMBER	AADT	EAST VOLUME	WEST VOLUME	PERCENT EAST IS OF TOTAL VOLUME	PERCENT WEST IS OF TOTAL VOLUME
7	15	2016	6	17	506	25.44	17	1,989	267	239	52.77	47.23
7	16	2016	7	16	504	25.34	18	1,989	242	262	48.02	51.98
5	30	2016	2	15	502	25.24	19	1,989	124	378	24.70	75.30
7	16	2016	7	15	497	24.99	20	1,989	218	279	43.86	56.14
9	5	2016	2	13	491	24.69	21	1,989	124	367	25.25	74.75
5	29	2016	1	14	483	24.28	22	1,989	251	232	51.97	48.03
5	30	2016	2	16	475	23.88	23	1,989	125	350	26.32	73.68
8	21	2016	1	13	468	23.53	24	1,989	190	278	40.60	59.40
8	14	2016	1	13	463	23.28	25	1,989	155	308	33.48	66.52
7	15	2016	6	14	461	23.18	26	1,989	263	198	57.05	42.95
7	16	2016	7	17	461	23.18	27	1,989	242	219	52.49	47.51
7	17	2016	1	11	460	23.13	28	1,989	157	303	34.13	65.87
9	4	2016	1	16	460	23.13	29	1,989	213	247	46.30	53.70
5	28	2016	7	13	455	22.88	30	1,989	313	142	68.79	31.21
7	16	2016	7	11	451	22.67	31	1,989	213	238	47.23	52.77
7	24	2016	1	13	451	22.67	32	1,989	172	279	38.14	61.86
7	15	2016	6	15	448	22.52	33	1,989	265	183	59.15	40.85
9	5	2016	2	15	448	22.52	34	1,989	128	320	28.57	71.43
7	15	2016	6	18	446	22.42	35	1,989	243	203	54.48	45.52
8	14	2016	1	14	445	22.37	36	1,989	165	280	37.08	62.92
8	21	2016	1	12	444	22.32	37	1,989	164	280	36.94	63.06
7	24	2016	1	12	439	22.07	38	1,989	154	285	35.08	64.92
7	14	2016	5	15	435	21.87	39	1,989	252	183	57.93	42.07
5	29	2016	1	13	433	21.77	40	1,989	217	216	50.12	49.88
9	4	2016	1	14	432	21.72	41	1,989	196	236	45.37	54.63
5	30	2016	2	10	430	21.62	42	1,989	86	344	20.00	80.00
5	28	2016	7	12	429	21.57	43	1,989	294	135	68.53	31.47
7	16	2016	7	18	429	21.57	44	1,989	236	193	55.01	44.99
7	24	2016	1	14	429	21.57	45	1,989	203	226	47.32	52.68
5	28	2016	7	14	428	21.52	46	1,989	284	144	66.36	33.64
8	14	2016	1	15	428	21.52	47	1,989	163	265	38.08	61.92
5	27	2016	6	16	426	21.42	48	1,989	276	150	64.79	35.21
9	3	2016	7	13	424	21.32	49	1,989	277	147	65.33	34.67
8	21	2016	1	14	422	21.22	50	1,989	134	288	31.75	68.25
7	4	2016	2	12	418	21.02	51	1,989	123	295	29.43	70.57
7	15	2016	6	19	418	21.02	52	1,989	195	223	46.65	53.35
8	7	2016	1	12	417	20.97	53	1,989	121	296	29.02	70.98
7	17	2016	1	17	414	20.81	54	1,989	197	217	47.58	52.42
7	15	2016	6	13	412	20.71	55	1,989	250	162	60.68	39.32
7	4	2016	2	11	410	20.61	56	1,989	149	261	36.34	63.66
9	5	2016	2	16	410	20.61	57	1,989	144	266	35.12	64.88
5	29	2016	1	17	407	20.46	58	1,989	142	265	34.89	65.11
5	27	2016	6	14	405	20.36	59	1,989	291	114	71.85	28.15
5	29	2016	1	16	405	20.36	60	1,989	148	257	36.54	63.46
7	24	2016	1	15	405	20.36	61	1,989	179	226	44.20	55.80
7	4	2016	2	13	404	20.31	62	1,989	131	273	32.43	67.57
5	1	2016	1	15	403	20.26	63	1,989	169	234	41.94	58.06
8	27	2016	7	14	403	20.26	64	1,989	259	144	64.27	35.73
8	28	2016	1	13	403	20.26	65	1,989	151	252	37.47	62.53
7	3	2016	1	14	402	20.21	66	1,989	181	221	45.02	54.98
5	29	2016	1	15	400	20.11	67	1,989	186	214	46.50	53.50

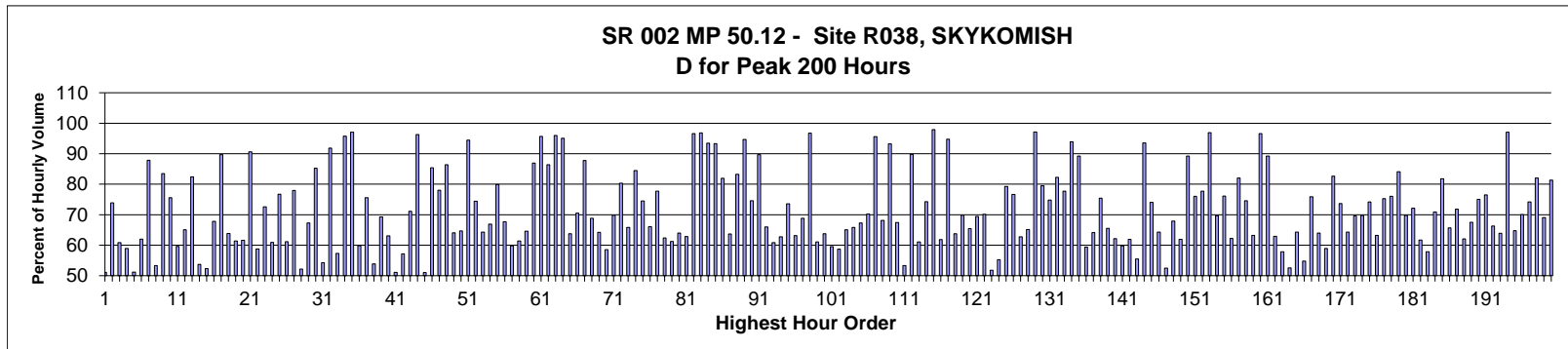
MO	DY	YR	DAY OF WK	HR	HR VOL	PERCENT OF AADT	HOUR NUMBER	AADT	EAST VOLUME	WEST VOLUME	PERCENT IS OF TOTAL VOLUME	PERCENT WEST IS OF TOTAL VOLUME
6	26	2016	1	15	400	20.11	68	1,989	167	233	41.75	58.25
6	26	2016	1	13	398	20.01	69	1,989	155	243	38.94	61.06
8	7	2016	1	15	397	19.96	70	1,989	181	216	45.59	54.41
8	7	2016	1	16	396	19.91	71	1,989	203	193	51.26	48.74
7	24	2016	1	16	395	19.86	72	1,989	185	210	46.84	53.16
8	14	2016	1	12	395	19.86	73	1,989	128	267	32.41	67.59
7	10	2016	1	12	394	19.81	74	1,989	105	289	26.65	73.35
7	2	2016	7	14	393	19.76	75	1,989	259	134	65.90	34.10
8	12	2016	6	15	393	19.76	76	1,989	250	143	63.61	36.39
9	4	2016	1	13	393	19.76	77	1,989	203	190	51.65	48.35
9	4	2016	1	12	392	19.71	78	1,989	153	239	39.03	60.97
9	4	2016	1	17	392	19.71	79	1,989	198	194	50.51	49.49
5	1	2016	1	14	391	19.66	80	1,989	191	200	48.85	51.15
7	18	2016	2	11	391	19.66	81	1,989	177	214	45.27	54.73
8	7	2016	1	14	391	19.66	82	1,989	144	247	36.83	63.17
8	7	2016	1	13	390	19.61	83	1,989	144	246	36.92	63.08
8	28	2016	1	15	390	19.61	84	1,989	150	240	38.46	61.54
9	4	2016	1	15	389	19.56	85	1,989	191	198	49.10	50.90
7	15	2016	6	20	388	19.51	86	1,989	176	212	45.36	54.64
8	12	2016	6	16	388	19.51	87	1,989	257	131	66.24	33.76
9	2	2016	6	14	387	19.46	88	1,989	268	119	69.25	30.75
5	27	2016	6	15	385	19.36	89	1,989	278	107	72.21	27.79
7	15	2016	6	12	385	19.36	90	1,989	178	207	46.23	53.77
9	3	2016	7	17	384	19.31	91	1,989	231	153	60.16	39.84
5	27	2016	6	18	383	19.26	92	1,989	256	127	66.84	33.16
5	28	2016	7	16	383	19.26	93	1,989	238	145	62.14	37.86
8	13	2016	7	13	383	19.26	94	1,989	217	166	56.66	43.34
5	28	2016	7	15	381	19.16	95	1,989	249	132	65.35	34.65
6	26	2016	1	14	380	19.11	96	1,989	155	225	40.79	59.21
9	3	2016	7	12	380	19.11	97	1,989	204	176	53.68	46.32
5	28	2016	7	11	378	19.00	98	1,989	260	118	68.78	31.22
5	29	2016	1	12	378	19.00	99	1,989	208	170	55.03	44.97
7	18	2016	2	12	378	19.00	100	1,989	184	194	48.68	51.32
7	3	2016	1	15	377	18.95	101	1,989	192	185	50.93	49.07
9	3	2016	7	14	377	18.95	102	1,989	232	145	61.54	38.46
7	17	2016	1	18	376	18.90	103	1,989	168	208	44.68	55.32
8	13	2016	7	14	376	18.90	104	1,989	214	162	56.91	43.09
6	19	2016	1	13	375	18.85	105	1,989	124	251	33.07	66.93
7	10	2016	1	14	374	18.80	106	1,989	149	225	39.84	60.16
8	6	2016	7	15	374	18.80	107	1,989	242	132	64.71	35.29
5	28	2016	7	17	372	18.70	108	1,989	190	182	51.08	48.92
8	28	2016	1	14	372	18.70	109	1,989	126	246	33.87	66.13
5	30	2016	2	17	371	18.65	110	1,989	101	270	27.22	72.78
7	2	2016	7	15	371	18.65	111	1,989	238	133	64.15	35.85
7	1	2016	6	13	370	18.60	112	1,989	236	134	63.78	36.22
7	24	2016	1	11	370	18.60	113	1,989	112	258	30.27	69.73
8	14	2016	1	16	369	18.55	114	1,989	149	220	40.38	59.62
8	21	2016	1	15	369	18.55	115	1,989	154	215	41.73	58.27
5	27	2016	6	17	368	18.50	116	1,989	257	111	69.84	30.16
7	10	2016	1	13	363	18.25	117	1,989	139	224	38.29	61.71
5	1	2016	1	16	362	18.20	118	1,989	116	246	32.04	67.96

MO	DY	YR	DAY OF WK	HR	HR VOL	PERCENT OF AADT	HOUR NUMBER	AADT	EAST VOLUME	WEST VOLUME	PERCENT EAST IS OF TOTAL VOLUME	PERCENT WEST IS OF TOTAL VOLUME
5	8	2016	1	12	362	18.20	119	1,989	115	247	31.77	68.23
8	28	2016	1	12	362	18.20	120	1,989	117	245	32.32	67.68
7	2	2016	7	16	361	18.15	121	1,989	211	150	58.45	41.55
8	14	2016	1	11	360	18.10	122	1,989	109	251	30.28	69.72
8	27	2016	7	13	360	18.10	123	1,989	202	158	56.11	43.89
7	14	2016	5	16	358	18.00	124	1,989	192	166	53.63	46.37
5	27	2016	6	20	357	17.95	125	1,989	298	59	83.47	16.53
7	23	2016	7	13	357	17.95	126	1,989	196	161	54.90	45.10
9	11	2016	1	12	357	17.95	127	1,989	122	235	34.17	65.83
7	15	2016	6	11	355	17.85	128	1,989	166	189	46.76	53.24
9	2	2016	6	15	355	17.85	129	1,989	234	121	65.92	34.08
5	27	2016	6	19	354	17.80	130	1,989	277	77	78.25	21.75
7	1	2016	6	15	354	17.80	131	1,989	238	116	67.23	32.77
8	6	2016	7	13	354	17.80	132	1,989	187	167	52.82	47.18
6	26	2016	1	12	353	17.75	133	1,989	120	233	33.99	66.01
7	3	2016	1	17	353	17.75	134	1,989	170	183	48.16	51.84
9	3	2016	7	15	353	17.75	135	1,989	213	140	60.34	39.66
6	24	2016	6	16	352	17.70	136	1,989	230	122	65.34	34.66
9	3	2016	7	16	352	17.70	137	1,989	213	139	60.51	39.49
7	4	2016	2	14	351	17.65	138	1,989	123	228	35.04	64.96
7	18	2016	2	14	350	17.60	139	1,989	184	166	52.57	47.43
7	23	2016	7	16	350	17.60	140	1,989	198	152	56.57	43.43
8	5	2016	6	17	350	17.60	141	1,989	232	118	66.29	33.71
7	2	2016	7	12	349	17.55	142	1,989	190	159	54.44	45.56
7	14	2016	5	17	349	17.55	143	1,989	204	145	58.45	41.55
7	18	2016	2	10	348	17.50	144	1,989	177	171	50.86	49.14
8	12	2016	6	13	348	17.50	145	1,989	163	185	46.84	53.16
8	28	2016	1	11	348	17.50	146	1,989	107	241	30.75	69.25
9	5	2016	2	17	348	17.50	147	1,989	134	214	38.51	61.49
7	23	2016	7	14	346	17.40	148	1,989	209	137	60.40	39.60
6	26	2016	1	16	345	17.35	149	1,989	153	192	44.35	55.65
7	2	2016	7	13	345	17.35	150	1,989	207	138	60.00	40.00
7	23	2016	7	12	345	17.35	151	1,989	167	178	48.41	51.59
8	19	2016	6	16	345	17.35	152	1,989	214	131	62.03	37.97
9	3	2016	7	11	345	17.35	153	1,989	204	141	59.13	40.87
9	11	2016	1	14	345	17.35	154	1,989	154	191	44.64	55.36
7	15	2016	6	21	344	17.30	155	1,989	156	188	45.35	54.65
8	27	2016	7	16	344	17.30	156	1,989	201	143	58.43	41.57
5	8	2016	1	11	343	17.24	157	1,989	99	244	28.86	71.14
7	2	2016	7	17	343	17.24	158	1,989	211	132	61.52	38.48
7	3	2016	1	16	342	17.19	159	1,989	164	178	47.95	52.05
9	25	2016	1	13	342	17.19	160	1,989	121	221	35.38	64.62
8	7	2016	1	17	341	17.14	161	1,989	167	174	48.97	51.03
9	2	2016	6	17	340	17.09	162	1,989	232	108	68.24	31.76
7	23	2016	7	15	339	17.04	163	1,989	189	150	55.75	44.25
8	5	2016	6	16	339	17.04	164	1,989	232	107	68.44	31.56
7	2	2016	7	11	338	16.99	165	1,989	201	137	59.47	40.53
7	3	2016	1	13	338	16.99	166	1,989	156	182	46.15	53.85
7	14	2016	5	14	338	16.99	167	1,989	176	162	52.07	47.93
7	22	2016	6	16	338	16.99	168	1,989	203	135	60.06	39.94
8	5	2016	6	14	338	16.99	169	1,989	199	139	58.88	41.12

MO	DY	YR	DAY OF WK	HR	HR VOL	PERCENT OF AADT	HOUR NUMBER	AADT	EAST VOLUME	WEST VOLUME	PERCENT EAST IS OF TOTAL VOLUME	PERCENT WEST IS OF TOTAL VOLUME
6	5	2016	1	12	337	16.94	170	1,989	81	256	24.04	75.96
8	21	2016	1	11	336	16.89	171	1,989	107	229	31.85	68.15
6	25	2016	7	13	335	16.84	172	1,989	191	144	57.01	42.99
7	1	2016	6	16	335	16.84	173	1,989	228	107	68.06	31.94
7	3	2016	1	12	335	16.84	174	1,989	148	187	44.18	55.82
7	4	2016	2	16	335	16.84	175	1,989	136	199	40.60	59.40
7	16	2016	7	10	335	16.84	176	1,989	175	160	52.24	47.76
8	13	2016	7	15	335	16.84	177	1,989	201	134	60.00	40.00
9	16	2016	6	15	335	16.84	178	1,989	207	128	61.79	38.21
5	27	2016	6	13	334	16.79	179	1,989	220	114	65.87	34.13
6	5	2016	1	13	334	16.79	180	1,989	154	180	46.11	53.89
6	5	2016	1	14	334	16.79	181	1,989	142	192	42.51	57.49
9	5	2016	2	10	332	16.69	182	1,989	59	273	17.77	82.23
8	19	2016	6	15	331	16.64	183	1,989	213	118	64.35	35.65
9	25	2016	1	14	331	16.64	184	1,989	131	200	39.58	60.42
5	8	2016	1	15	330	16.59	185	1,989	108	222	32.73	67.27
7	14	2016	5	13	330	16.59	186	1,989	158	172	47.88	52.12
7	24	2016	1	17	330	16.59	187	1,989	160	170	48.48	51.52
8	27	2016	7	12	330	16.59	188	1,989	152	178	46.06	53.94
5	28	2016	7	18	329	16.54	189	1,989	157	172	47.72	52.28
9	17	2016	7	14	329	16.54	190	1,989	167	162	50.76	49.24
9	18	2016	1	14	329	16.54	191	1,989	116	213	35.26	64.74
9	25	2016	1	15	329	16.54	192	1,989	130	199	39.51	60.49
5	29	2016	1	18	328	16.49	193	1,989	108	220	32.93	67.07
7	4	2016	2	15	328	16.49	194	1,989	109	219	33.23	66.77
7	10	2016	1	11	328	16.49	195	1,989	105	223	32.01	67.99
7	22	2016	6	15	328	16.49	196	1,989	166	162	50.61	49.39
8	13	2016	7	12	328	16.49	197	1,989	163	165	49.70	50.30
9	18	2016	1	13	328	16.49	198	1,989	114	214	34.76	65.24
9	2	2016	6	18	327	16.44	199	1,989	226	101	69.11	30.89
5	8	2016	1	14	326	16.39	200	1,989	118	208	36.20	63.80



AADT= 5,741      K 30 FACTOR= 19.40      K 100 FACTOR= 17.19      K 200 FACTOR= 15.22      D 30 FACTOR= 85.28



MO	DY	YR	DAY OF WK	HR	HR VOL	PERCENT OF AADT	HOUR NUMBER	AADT	EAST VOLUME	WEST VOLUME	PERCENT EAST IS OF TOTAL VOLUME	PERCENT WEST IS OF TOTAL VOLUME
12	26	2016	2	16	1,501	26.15	1	5,741	734	767	48.90	51.10
1	2	2016	7	16	1,438	25.05	2	5,741	375	1,063	26.08	73.92
1	2	2016	7	15	1,336	23.27	3	5,741	523	813	39.15	60.85
1	1	2016	6	16	1,331	23.18	4	5,741	547	784	41.10	58.90
1	1	2016	6	15	1,277	22.24	5	5,741	623	654	48.79	51.21
12	30	2016	6	17	1,233	21.48	6	5,741	469	764	38.04	61.96
4	17	2016	1	17	1,228	21.39	7	5,741	149	1,079	12.13	87.87
1	2	2016	7	14	1,227	21.37	8	5,741	573	654	46.70	53.30
1	2	2016	7	17	1,225	21.34	9	5,741	202	1,023	16.49	83.51
1	1	2016	6	17	1,212	21.11	10	5,741	296	916	24.42	75.58
12	30	2016	6	16	1,211	21.09	11	5,741	489	722	40.38	59.62
12	26	2016	2	17	1,208	21.04	12	5,741	422	786	34.93	65.07
1	18	2016	2	15	1,196	20.83	13	5,741	210	986	17.56	82.44
1	2	2016	7	13	1,183	20.61	14	5,741	635	548	53.68	46.32
12	30	2016	6	15	1,183	20.61	15	5,741	564	619	47.68	52.32
12	26	2016	2	12	1,179	20.54	16	5,741	800	379	67.85	32.15

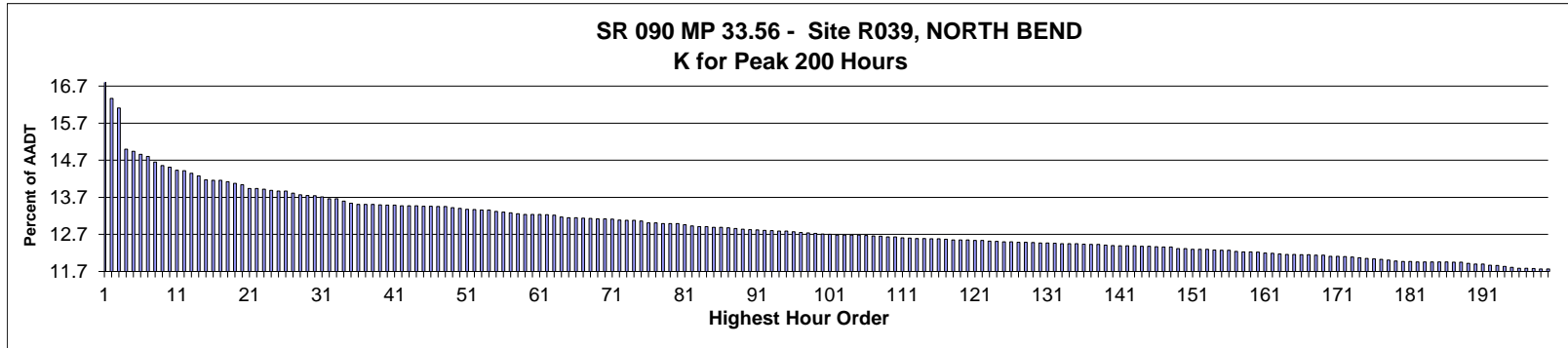
MO	DY	YR	DAY OF WK	HR	HR VOL	PERCENT OF AADT	HOUR NUMBER	AADT	EAST VOLUME	WEST VOLUME	PERCENT IS OF TOTAL VOLUME	PERCENT WEST IS OF TOTAL VOLUME
1	18	2016	2	16	1,176	20.48	17	5,741	121	1,055	10.29	89.71
8	21	2016	1	12	1,173	20.43	18	5,741	424	749	36.15	63.85
8	14	2016	1	12	1,161	20.22	19	5,741	448	713	38.59	61.41
6	26	2016	1	12	1,157	20.15	20	5,741	444	713	38.38	61.62
12	4	2016	1	17	1,148	20.00	21	5,741	108	1,040	9.41	90.59
1	1	2016	6	14	1,137	19.80	22	5,741	668	469	58.75	41.25
9	5	2016	2	12	1,127	19.63	23	5,741	309	818	27.42	72.58
6	26	2016	1	13	1,125	19.60	24	5,741	440	685	39.11	60.89
9	5	2016	2	13	1,125	19.60	25	5,741	262	863	23.29	76.71
8	7	2016	1	12	1,117	19.46	26	5,741	434	683	38.85	61.15
1	17	2016	1	16	1,116	19.44	27	5,741	246	870	22.04	77.96
12	26	2016	2	14	1,116	19.44	28	5,741	582	534	52.15	47.85
1	16	2016	7	11	1,115	19.42	29	5,741	750	365	67.26	32.74
4	17	2016	1	16	1,114	19.40	30	5,741	164	950	14.72	85.28
12	26	2016	2	15	1,106	19.26	31	5,741	506	600	45.75	54.25
1	17	2016	1	9	1,105	19.25	32	5,741	1,015	90	91.86	8.14
7	24	2016	1	12	1,105	19.25	33	5,741	472	633	42.71	57.29
1	24	2016	1	9	1,104	19.23	34	5,741	1,057	47	95.74	4.26
12	10	2016	7	9	1,104	19.23	35	5,741	1,072	32	97.10	2.90
12	30	2016	6	13	1,104	19.23	36	5,741	661	443	59.87	40.13
5	30	2016	2	12	1,103	19.21	37	5,741	269	834	24.39	75.61
12	30	2016	6	14	1,098	19.13	38	5,741	591	507	53.83	46.17
12	23	2016	6	16	1,097	19.11	39	5,741	337	760	30.72	69.28
8	14	2016	1	13	1,093	19.04	40	5,741	404	689	36.96	63.04
7	10	2016	1	17	1,090	18.99	41	5,741	533	557	48.90	51.10
8	7	2016	1	13	1,086	18.92	42	5,741	465	621	42.82	57.18
1	3	2016	1	13	1,085	18.90	43	5,741	313	772	28.85	71.15
1	16	2016	7	9	1,083	18.86	44	5,741	1,043	40	96.31	3.69
7	10	2016	1	18	1,083	18.86	45	5,741	530	553	48.94	51.06
1	31	2016	1	15	1,080	18.81	46	5,741	158	922	14.63	85.37
1	17	2016	1	17	1,078	18.78	47	5,741	237	841	21.99	78.01
1	31	2016	1	16	1,076	18.74	48	5,741	146	930	13.57	86.43
7	31	2016	1	13	1,074	18.71	49	5,741	386	688	35.94	64.06
1	2	2016	7	12	1,073	18.69	50	5,741	694	379	64.68	35.32
1	2	2016	7	9	1,069	18.62	51	5,741	1,010	59	94.48	5.52
5	30	2016	2	11	1,068	18.60	52	5,741	273	795	25.56	74.44
7	24	2016	1	14	1,067	18.59	53	5,741	381	686	35.71	64.29
6	26	2016	1	14	1,058	18.43	54	5,741	350	708	33.08	66.92
2	21	2016	1	16	1,057	18.41	55	5,741	213	844	20.15	79.85
2	5	2016	6	16	1,056	18.39	56	5,741	341	715	32.29	67.71
12	26	2016	2	13	1,056	18.39	57	5,741	631	425	59.75	40.25
7	17	2016	1	12	1,054	18.36	58	5,741	407	647	38.61	61.39
7	24	2016	1	13	1,052	18.32	59	5,741	372	680	35.36	64.64
1	24	2016	1	16	1,050	18.29	60	5,741	137	913	13.05	86.95
1	9	2016	7	9	1,049	18.27	61	5,741	1,004	45	95.71	4.29
1	31	2016	1	17	1,046	18.22	62	5,741	142	904	13.58	86.42
12	30	2016	6	9	1,046	18.22	63	5,741	1,004	42	95.98	4.02
1	18	2016	2	9	1,037	18.06	64	5,741	986	51	95.08	4.92
7	10	2016	1	13	1,034	18.01	65	5,741	375	659	36.27	63.73
7	24	2016	1	16	1,031	17.96	66	5,741	304	727	29.49	70.51
1	2	2016	7	18	1,030	17.94	67	5,741	126	904	12.23	87.77

MO	DY	YR	DAY OF WK	HR	HR VOL	PERCENT OF AADT	HOUR NUMBER	AADT	EAST VOLUME	WEST VOLUME	PERCENT EAST IS OF TOTAL VOLUME	PERCENT WEST IS OF TOTAL VOLUME
6	26	2016	1	15	1,029	17.92	68	5,741	321	708	31.20	68.80
8	21	2016	1	14	1,029	17.92	69	5,741	368	661	35.76	64.24
7	31	2016	1	12	1,028	17.91	70	5,741	426	602	41.44	58.56
12	18	2016	1	16	1,025	17.85	71	5,741	309	716	30.15	69.85
1	9	2016	7	17	1,024	17.84	72	5,741	201	823	19.63	80.37
7	17	2016	1	13	1,024	17.84	73	5,741	350	674	34.18	65.82
1	10	2016	1	16	1,023	17.82	74	5,741	159	864	15.54	84.46
1	16	2016	7	12	1,023	17.82	75	5,741	762	261	74.49	25.51
1	1	2016	6	13	1,022	17.80	76	5,741	675	347	66.05	33.95
5	30	2016	2	13	1,018	17.73	77	5,741	227	791	22.30	77.70
8	21	2016	1	13	1,018	17.73	78	5,741	383	635	37.62	62.38
1	3	2016	1	12	1,017	17.71	79	5,741	394	623	38.74	61.26
2	5	2016	6	17	1,014	17.66	80	5,741	365	649	36.00	64.00
7	24	2016	1	15	1,014	17.66	81	5,741	377	637	37.18	62.82
1	30	2016	7	9	1,012	17.63	82	5,741	978	34	96.64	3.36
2	20	2016	7	8	1,012	17.63	83	5,741	980	32	96.84	3.16
2	20	2016	7	9	1,011	17.61	84	5,741	945	66	93.47	6.53
12	11	2016	1	9	1,011	17.61	85	5,741	943	68	93.27	6.73
1	3	2016	1	15	1,007	17.54	86	5,741	182	825	18.07	81.93
8	28	2016	1	13	1,003	17.47	87	5,741	364	639	36.29	63.71
1	24	2016	1	15	1,002	17.45	88	5,741	168	834	16.77	83.23
2	6	2016	7	9	1,002	17.45	89	5,741	949	53	94.71	5.29
12	28	2016	4	17	999	17.40	90	5,741	254	745	25.43	74.57
1	10	2016	1	9	997	17.37	91	5,741	894	103	89.67	10.33
7	17	2016	1	14	997	17.37	92	5,741	339	658	34.00	66.00
12	18	2016	1	15	996	17.35	93	5,741	390	606	39.16	60.84
7	10	2016	1	12	994	17.31	94	5,741	370	624	37.22	62.78
9	5	2016	2	14	993	17.30	95	5,741	262	731	26.38	73.62
10	9	2016	1	12	993	17.30	96	5,741	366	627	36.86	63.14
8	28	2016	1	12	992	17.28	97	5,741	309	683	31.15	68.85
1	23	2016	7	9	990	17.24	98	5,741	958	32	96.77	3.23
8	7	2016	1	15	987	17.19	99	5,741	384	603	38.91	61.09
12	28	2016	4	16	987	17.19	100	5,741	358	629	36.27	63.73
12	30	2016	6	12	987	17.19	101	5,741	588	399	59.57	40.43
1	16	2016	7	13	985	17.16	102	5,741	578	407	58.68	41.32
8	14	2016	1	14	985	17.16	103	5,741	344	641	34.92	65.08
8	12	2016	6	16	983	17.12	104	5,741	647	336	65.82	34.18
8	14	2016	1	15	982	17.11	105	5,741	321	661	32.69	67.31
12	11	2016	1	14	979	17.05	106	5,741	292	687	29.83	70.17
1	31	2016	1	9	978	17.04	107	5,741	935	43	95.60	4.40
7	31	2016	1	16	977	17.02	108	5,741	311	666	31.83	68.17
1	18	2016	2	17	974	16.97	109	5,741	66	908	6.78	93.22
10	9	2016	1	13	973	16.95	110	5,741	317	656	32.58	67.42
12	18	2016	1	14	973	16.95	111	5,741	454	519	46.66	53.34
1	24	2016	1	17	971	16.91	112	5,741	99	872	10.20	89.80
7	31	2016	1	14	971	16.91	113	5,741	378	593	38.93	61.07
9	5	2016	2	11	971	16.91	114	5,741	250	721	25.75	74.25
1	30	2016	7	8	970	16.90	115	5,741	950	20	97.94	2.06
12	23	2016	6	14	970	16.90	116	5,741	370	600	38.14	61.86
12	26	2016	2	9	968	16.86	117	5,741	917	51	94.73	5.27
8	12	2016	6	14	966	16.83	118	5,741	616	350	63.77	36.23

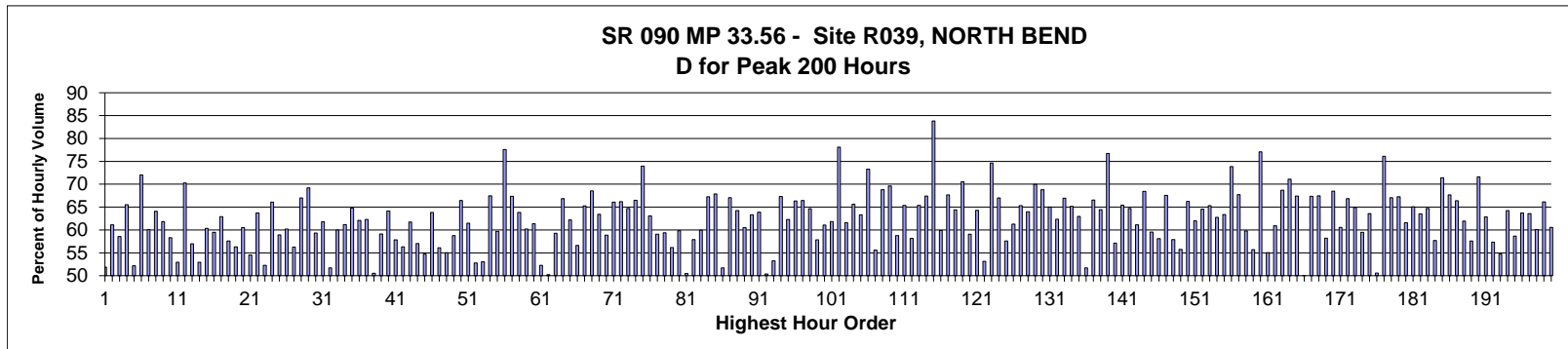


MO	DY	YR	DAY OF WK	HR	HR VOL	PERCENT OF AADT	HOUR NUMBER	AADT	EAST VOLUME	WEST VOLUME	PERCENT EAST IS OF TOTAL VOLUME	PERCENT WEST IS OF TOTAL VOLUME
1	30	2016	7	16	964	16.79	119	5,741	291	673	30.19	69.81
8	12	2016	6	15	964	16.79	120	5,741	631	333	65.46	34.54
7	17	2016	1	15	962	16.76	121	5,741	294	668	30.56	69.44
7	17	2016	1	16	960	16.72	122	5,741	287	673	29.90	70.10
12	18	2016	1	13	960	16.72	123	5,741	497	463	51.77	48.23
6	19	2016	1	13	957	16.67	124	5,741	428	529	44.72	55.28
1	1	2016	6	18	955	16.63	125	5,741	198	757	20.73	79.27
6	26	2016	1	17	954	16.62	126	5,741	223	731	23.38	76.62
12	4	2016	1	13	954	16.62	127	5,741	355	599	37.21	62.79
12	11	2016	1	13	952	16.58	128	5,741	332	620	34.87	65.13
12	28	2016	4	9	948	16.51	129	5,741	921	27	97.15	2.85
1	1	2016	6	12	947	16.50	130	5,741	753	194	79.51	20.49
7	24	2016	1	17	944	16.44	131	5,741	238	706	25.21	74.79
2	21	2016	1	17	943	16.43	132	5,741	167	776	17.71	82.29
12	4	2016	1	15	943	16.43	133	5,741	210	733	22.27	77.73
12	4	2016	1	9	942	16.41	134	5,741	885	57	93.95	6.05
1	10	2016	1	17	940	16.37	135	5,741	101	839	10.74	89.26
12	17	2016	7	16	938	16.34	136	5,741	381	557	40.62	59.38
8	28	2016	1	14	935	16.29	137	5,741	335	600	35.83	64.17
6	26	2016	1	16	933	16.25	138	5,741	229	704	24.54	75.46
8	12	2016	6	13	932	16.23	139	5,741	611	321	65.56	34.44
9	25	2016	1	12	932	16.23	140	5,741	353	579	37.88	62.12
6	19	2016	1	14	930	16.20	141	5,741	374	556	40.22	59.78
7	10	2016	1	14	929	16.18	142	5,741	354	575	38.11	61.89
8	7	2016	1	14	929	16.18	143	5,741	414	515	44.56	55.44
1	9	2016	7	10	925	16.11	144	5,741	865	60	93.51	6.49
1	9	2016	7	16	925	16.11	145	5,741	240	685	25.95	74.05
7	31	2016	1	15	925	16.11	146	5,741	330	595	35.68	64.32
6	19	2016	1	12	922	16.06	147	5,741	438	484	47.51	52.49
12	4	2016	1	14	922	16.06	148	5,741	296	626	32.10	67.90
12	28	2016	4	15	922	16.06	149	5,741	351	571	38.07	61.93
12	30	2016	6	10	922	16.06	150	5,741	823	99	89.26	10.74
1	2	2016	7	11	919	16.01	151	5,741	699	220	76.06	23.94
1	31	2016	1	14	917	15.97	152	5,741	204	713	22.25	77.75
2	6	2016	7	8	915	15.94	153	5,741	887	28	96.94	3.06
2	5	2016	6	15	914	15.92	154	5,741	277	637	30.31	69.69
9	5	2016	2	15	914	15.92	155	5,741	218	696	23.85	76.15
12	4	2016	1	12	914	15.92	156	5,741	345	569	37.75	62.25
12	4	2016	1	16	914	15.92	157	5,741	164	750	17.94	82.06
7	31	2016	1	17	913	15.90	158	5,741	232	681	25.41	74.59
6	12	2016	1	12	911	15.87	159	5,741	335	576	36.77	63.23
12	21	2016	4	9	910	15.85	160	5,741	879	31	96.59	3.41
1	16	2016	7	10	908	15.82	161	5,741	810	98	89.21	10.79
8	21	2016	1	15	908	15.82	162	5,741	337	571	37.11	62.89
1	22	2016	6	18	907	15.80	163	5,741	382	525	42.12	57.88
12	17	2016	7	15	907	15.80	164	5,741	477	430	52.59	47.41
12	30	2016	6	18	907	15.80	165	5,741	324	583	35.72	64.28
6	26	2016	1	11	905	15.76	166	5,741	409	496	45.19	54.81
10	2	2016	1	15	904	15.75	167	5,741	218	686	24.12	75.88
7	10	2016	1	16	903	15.73	168	5,741	325	578	35.99	64.01
12	18	2016	1	12	903	15.73	169	5,741	532	371	58.91	41.09

MO	DY	YR	DAY OF WK	HR	HR VOL	PERCENT OF AADT	HOUR NUMBER	AADT	EAST VOLUME	WEST VOLUME	PERCENT EAST IS OF TOTAL VOLUME	PERCENT WEST IS OF TOTAL VOLUME
12	11	2016	1	16	900	15.68	170	5,741	156	744	17.33	82.67
1	3	2016	1	14	899	15.66	171	5,741	237	662	26.36	73.64
6	12	2016	1	13	899	15.66	172	5,741	321	578	35.71	64.29
8	21	2016	1	16	899	15.66	173	5,741	273	626	30.37	69.63
12	23	2016	6	17	899	15.66	174	5,741	272	627	30.26	69.74
4	10	2016	1	15	898	15.64	175	5,741	232	666	25.84	74.16
12	29	2016	5	16	897	15.62	176	5,741	330	567	36.79	63.21
12	11	2016	1	15	895	15.59	177	5,741	221	674	24.69	75.31
1	18	2016	2	14	894	15.57	178	5,741	214	680	23.94	76.06
3	26	2016	7	17	894	15.57	179	5,741	142	752	15.88	84.12
8	7	2016	1	16	893	15.55	180	5,741	270	623	30.24	69.76
8	7	2016	1	17	892	15.54	181	5,741	249	643	27.91	72.09
7	22	2016	6	15	890	15.50	182	5,741	549	341	61.69	38.31
8	14	2016	1	11	890	15.50	183	5,741	375	515	42.13	57.87
2	20	2016	7	16	889	15.49	184	5,741	259	630	29.13	70.87
2	21	2016	1	15	885	15.42	185	5,741	161	724	18.19	81.81
8	13	2016	7	12	885	15.42	186	5,741	581	304	65.65	34.35
1	23	2016	7	16	884	15.40	187	5,741	249	635	28.17	71.83
1	16	2016	7	16	883	15.38	188	5,741	335	548	37.94	62.06
6	19	2016	1	15	883	15.38	189	5,741	287	596	32.50	67.50
5	30	2016	2	14	882	15.36	190	5,741	220	662	24.94	75.06
2	28	2016	1	14	881	15.35	191	5,741	207	674	23.50	76.50
8	14	2016	1	16	881	15.35	192	5,741	297	584	33.71	66.29
9	25	2016	1	13	881	15.35	193	5,741	318	563	36.10	63.90
12	4	2016	1	8	880	15.33	194	5,741	854	26	97.05	2.95
6	5	2016	1	12	879	15.31	195	5,741	310	569	35.27	64.73
12	29	2016	5	17	879	15.31	196	5,741	263	616	29.92	70.08
6	12	2016	1	15	876	15.26	197	5,741	226	650	25.80	74.20
6	26	2016	1	18	875	15.24	198	5,741	157	718	17.94	82.06
9	11	2016	1	12	875	15.24	199	5,741	271	604	30.97	69.03
1	10	2016	1	15	874	15.22	200	5,741	163	711	18.65	81.35



**AADT= 38,767      K 30 FACTOR= 13.74      K 100 FACTOR= 12.71      K 200 FACTOR= 11.77      D 30 FACTOR= 59.35**



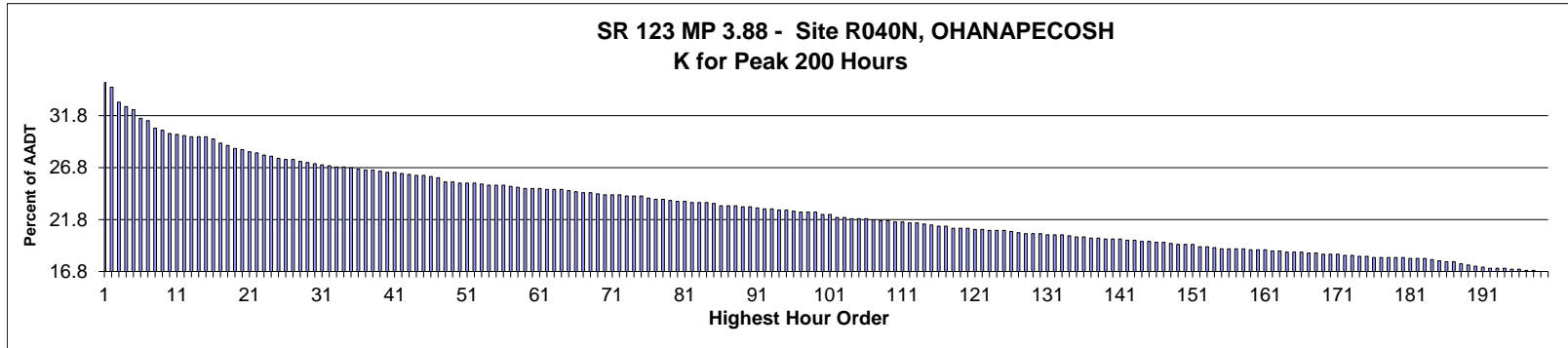
MO	DY	YR	DAY OF WK	HR	HR VOL	PERCENT OF AADT	HOUR NUMBER	AADT	EAST VOLUME	WEST VOLUME	PERCENT EAST IS OF TOTAL VOLUME	PERCENT WEST IS OF TOTAL VOLUME
12	26	2016	2	14	6,590	17.00	1	38,767	3,172	3,418	48.13	51.87
12	26	2016	2	15	6,345	16.37	2	38,767	2,466	3,879	38.87	61.13
12	26	2016	2	13	6,247	16.11	3	38,767	3,657	2,590	58.54	41.46
12	26	2016	2	12	5,815	15.00	4	38,767	3,809	2,006	65.50	34.50
1	2	2016	7	14	5,792	14.94	5	38,767	2,769	3,023	47.81	52.19
1	2	2016	7	16	5,761	14.86	6	38,767	1,612	4,149	27.98	72.02
7	24	2016	1	15	5,739	14.80	7	38,767	2,291	3,448	39.92	60.08
8	12	2016	6	16	5,680	14.65	8	38,767	3,641	2,039	64.10	35.90
8	12	2016	6	15	5,645	14.56	9	38,767	3,490	2,155	61.82	38.18
8	21	2016	1	13	5,625	14.51	10	38,767	2,346	3,279	41.71	58.29
11	27	2016	1	13	5,596	14.43	11	38,767	2,633	2,963	47.05	52.95
12	26	2016	2	16	5,589	14.42	12	38,767	1,660	3,929	29.70	70.30
8	14	2016	1	13	5,563	14.35	13	38,767	2,392	3,171	43.00	57.00
11	27	2016	1	12	5,537	14.28	14	38,767	2,930	2,607	52.92	47.08
7	17	2016	1	14	5,494	14.17	15	38,767	2,177	3,317	39.63	60.37
7	17	2016	1	13	5,490	14.16	16	38,767	2,225	3,265	40.53	59.47

MO	DY	YR	DAY OF WK	HR	HR VOL	PERCENT OF AADT	HOUR NUMBER	AADT	EAST VOLUME	WEST VOLUME	PERCENT EAST IS OF TOTAL VOLUME	PERCENT WEST IS OF TOTAL VOLUME
7	24	2016	1	16	5,488	14.16	17	38,767	2,035	3,453	37.08	62.92
1	2	2016	7	13	5,473	14.12	18	38,767	3,152	2,321	57.59	42.41
6	26	2016	1	13	5,457	14.08	19	38,767	2,383	3,074	43.67	56.33
1	2	2016	7	15	5,444	14.04	20	38,767	2,149	3,295	39.47	60.53
11	27	2016	1	14	5,404	13.94	21	38,767	2,459	2,945	45.50	54.50
7	17	2016	1	15	5,403	13.94	22	38,767	1,960	3,443	36.28	63.72
7	24	2016	1	12	5,398	13.92	23	38,767	2,821	2,577	52.26	47.74
7	24	2016	1	17	5,385	13.89	24	38,767	1,826	3,559	33.91	66.09
8	14	2016	1	14	5,377	13.87	25	38,767	2,209	3,168	41.08	58.92
8	21	2016	1	15	5,377	13.87	26	38,767	2,141	3,236	39.82	60.18
7	31	2016	1	13	5,352	13.81	27	38,767	2,342	3,010	43.76	56.24
6	19	2016	1	16	5,338	13.77	28	38,767	1,761	3,577	32.99	67.01
6	12	2016	1	17	5,331	13.75	29	38,767	1,642	3,689	30.80	69.20
8	21	2016	1	14	5,328	13.74	30	38,767	2,166	3,162	40.65	59.35
6	19	2016	1	15	5,315	13.71	31	38,767	2,031	3,284	38.21	61.79
8	5	2016	6	16	5,297	13.66	32	38,767	2,559	2,738	48.31	51.69
6	26	2016	1	14	5,295	13.66	33	38,767	2,119	3,176	40.02	59.98
8	14	2016	1	15	5,273	13.60	34	38,767	2,047	3,226	38.82	61.18
6	12	2016	1	15	5,249	13.54	35	38,767	1,850	3,399	35.24	64.76
6	26	2016	1	15	5,238	13.51	36	38,767	1,987	3,251	37.93	62.07
7	17	2016	1	16	5,237	13.51	37	38,767	1,976	3,261	37.73	62.27
8	14	2016	1	12	5,236	13.51	38	38,767	2,646	2,590	50.53	49.47
9	5	2016	2	12	5,232	13.50	39	38,767	2,138	3,094	40.86	59.14
8	14	2016	1	16	5,229	13.49	40	38,767	1,875	3,354	35.86	64.14
11	23	2016	4	15	5,228	13.49	41	38,767	3,023	2,205	57.82	42.18
12	30	2016	6	15	5,223	13.47	42	38,767	2,282	2,941	43.69	56.31
8	21	2016	1	16	5,222	13.47	43	38,767	1,999	3,223	38.28	61.72
6	19	2016	1	14	5,221	13.47	44	38,767	2,244	2,977	42.98	57.02
1	1	2016	6	15	5,218	13.46	45	38,767	2,363	2,855	45.29	54.71
9	5	2016	2	14	5,217	13.46	46	38,767	1,888	3,329	36.19	63.81
8	7	2016	1	13	5,214	13.45	47	38,767	2,289	2,925	43.90	56.10
7	17	2016	1	12	5,213	13.45	48	38,767	2,345	2,868	44.98	55.02
1	1	2016	6	14	5,202	13.42	49	38,767	3,056	2,146	58.75	41.25
8	14	2016	1	17	5,194	13.40	50	38,767	1,744	3,450	33.58	66.42
8	28	2016	1	14	5,188	13.38	51	38,767	1,999	3,189	38.53	61.47
7	24	2016	1	14	5,183	13.37	52	38,767	2,447	2,736	47.21	52.79
8	21	2016	1	12	5,179	13.36	53	38,767	2,431	2,748	46.94	53.06
8	28	2016	1	16	5,179	13.36	54	38,767	1,684	3,495	32.52	67.48
9	5	2016	2	13	5,165	13.32	55	38,767	2,081	3,084	40.29	59.71
1	2	2016	7	17	5,156	13.30	56	38,767	1,155	4,001	22.40	77.60
9	2	2016	6	14	5,149	13.28	57	38,767	3,468	1,681	67.35	32.65
4	10	2016	1	17	5,139	13.26	58	38,767	1,860	3,279	36.19	63.81
6	12	2016	1	14	5,133	13.24	59	38,767	2,042	3,091	39.78	60.22
8	7	2016	1	17	5,133	13.24	60	38,767	1,982	3,151	38.61	61.39
8	19	2016	6	14	5,133	13.24	61	38,767	2,684	2,449	52.29	47.71
7	24	2016	1	13	5,129	13.23	62	38,767	2,554	2,575	49.80	50.20
9	5	2016	2	11	5,126	13.22	63	38,767	2,087	3,039	40.71	59.29
5	27	2016	6	15	5,107	13.17	64	38,767	3,413	1,694	66.83	33.17
5	30	2016	2	14	5,099	13.15	65	38,767	1,929	3,170	37.83	62.17
7	15	2016	6	15	5,099	13.15	66	38,767	2,888	2,211	56.64	43.36
6	26	2016	1	16	5,094	13.14	67	38,767	1,770	3,324	34.75	65.25

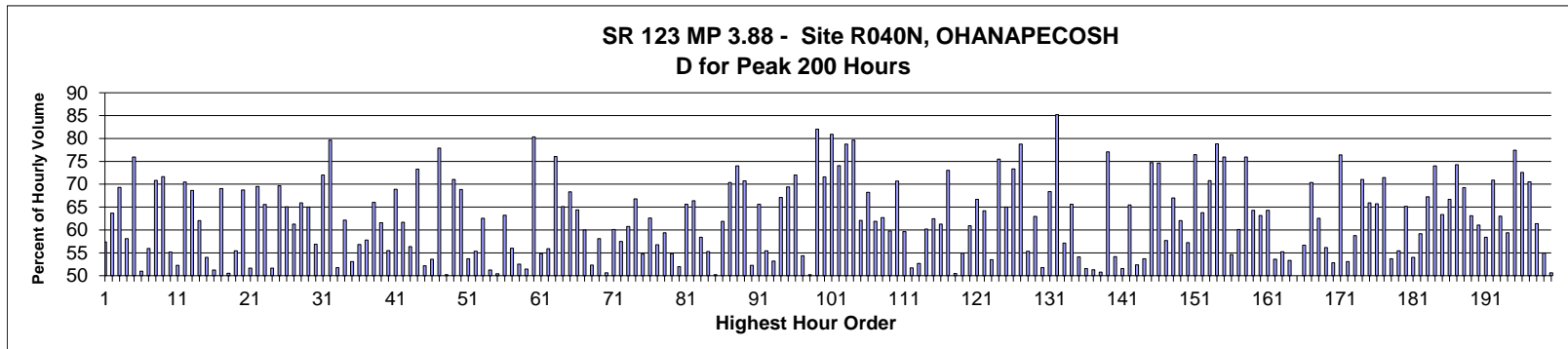
MO	DY	YR	DAY OF WK	HR	HR VOL	PERCENT OF AADT	HOUR NUMBER	AADT	EAST VOLUME	WEST VOLUME	PERCENT IS OF TOTAL VOLUME	PERCENT WEST IS OF TOTAL VOLUME
7	2	2016	7	12	5,092	13.13	68	38,767	3,490	1,602	68.54	31.46
8	7	2016	1	16	5,088	13.12	69	38,767	1,862	3,226	36.60	63.40
11	23	2016	4	16	5,086	13.12	70	38,767	2,995	2,091	58.89	41.11
9	2	2016	6	15	5,082	13.11	71	38,767	3,358	1,724	66.08	33.92
5	27	2016	6	16	5,075	13.09	72	38,767	3,359	1,716	66.19	33.81
8	21	2016	1	17	5,071	13.08	73	38,767	1,791	3,280	35.32	64.68
1	1	2016	6	16	5,070	13.08	74	38,767	1,698	3,372	33.49	66.51
8	28	2016	1	18	5,062	13.06	75	38,767	1,318	3,744	26.04	73.96
8	28	2016	1	15	5,045	13.01	76	38,767	1,863	3,182	36.93	63.07
5	30	2016	2	11	5,042	13.01	77	38,767	2,064	2,978	40.94	59.06
11	27	2016	1	15	5,037	12.99	78	38,767	2,045	2,992	40.60	59.40
8	28	2016	1	13	5,036	12.99	79	38,767	2,207	2,829	43.82	56.18
4	10	2016	1	16	5,034	12.99	80	38,767	2,022	3,012	40.17	59.83
8	7	2016	1	12	5,025	12.96	81	38,767	2,488	2,537	49.51	50.49
4	10	2016	1	15	5,012	12.93	82	38,767	2,111	2,901	42.12	57.88
8	7	2016	1	14	5,006	12.91	83	38,767	2,005	3,001	40.05	59.95
9	3	2016	7	12	5,005	12.91	84	38,767	3,366	1,639	67.25	32.75
1	2	2016	7	12	4,997	12.89	85	38,767	3,391	1,606	67.86	32.14
12	30	2016	6	14	4,996	12.89	86	38,767	2,583	2,413	51.70	48.30
5	27	2016	6	14	4,994	12.88	87	38,767	3,349	1,645	67.06	32.94
7	17	2016	1	17	4,985	12.86	88	38,767	1,782	3,203	35.75	64.25
12	30	2016	6	16	4,979	12.84	89	38,767	1,966	3,013	39.49	60.51
8	7	2016	1	15	4,973	12.83	90	38,767	1,825	3,148	36.70	63.30
9	18	2016	1	14	4,971	12.82	91	38,767	1,795	3,176	36.11	63.89
6	26	2016	1	12	4,966	12.81	92	38,767	2,465	2,501	49.64	50.36
5	30	2016	2	12	4,964	12.80	93	38,767	2,322	2,642	46.78	53.22
5	1	2016	1	17	4,959	12.79	94	38,767	1,621	3,338	32.69	67.31
10	23	2016	1	16	4,957	12.79	95	38,767	1,868	3,089	37.68	62.32
5	30	2016	2	15	4,951	12.77	96	38,767	1,667	3,284	33.67	66.33
6	12	2016	1	18	4,943	12.75	97	38,767	1,658	3,285	33.54	66.46
6	12	2016	1	16	4,938	12.74	98	38,767	1,746	3,192	35.36	64.64
7	15	2016	6	14	4,935	12.73	99	38,767	2,855	2,080	57.85	42.15
10	2	2016	1	15	4,927	12.71	100	38,767	1,919	3,008	38.95	61.05
4	10	2016	1	18	4,923	12.70	101	38,767	1,879	3,044	38.17	61.83
1	1	2016	6	17	4,917	12.68	102	38,767	1,076	3,841	21.88	78.12
7	1	2016	6	15	4,917	12.68	103	38,767	3,028	1,889	61.58	38.42
5	1	2016	1	16	4,915	12.68	104	38,767	1,690	3,225	34.38	65.62
9	18	2016	1	15	4,914	12.68	105	38,767	1,802	3,112	36.67	63.33
1	31	2016	1	16	4,910	12.67	106	38,767	1,311	3,599	26.70	73.30
8	19	2016	6	15	4,909	12.66	107	38,767	2,730	2,179	55.61	44.39
8	14	2016	1	18	4,904	12.65	108	38,767	1,530	3,374	31.20	68.80
9	5	2016	2	16	4,898	12.63	109	38,767	1,488	3,410	30.38	69.62
7	22	2016	6	15	4,895	12.63	110	38,767	2,877	2,018	58.77	41.23
1	1	2016	6	13	4,890	12.61	111	38,767	3,196	1,694	65.36	34.64
11	23	2016	4	14	4,883	12.60	112	38,767	2,839	2,044	58.14	41.86
7	31	2016	1	16	4,879	12.59	113	38,767	1,689	3,190	34.62	65.38
9	2	2016	6	13	4,879	12.59	114	38,767	3,288	1,591	67.39	32.61
1	2	2016	7	18	4,877	12.58	115	38,767	789	4,088	16.18	83.82
10	23	2016	1	15	4,877	12.58	116	38,767	1,956	2,921	40.11	59.89
5	8	2016	1	17	4,872	12.57	117	38,767	1,575	3,297	32.33	67.67
6	5	2016	1	14	4,866	12.55	118	38,767	1,732	3,134	35.59	64.41

MO	DY	YR	DAY OF WK	HR	HR VOL	PERCENT OF AADT	HOUR NUMBER	AADT	EAST VOLUME	WEST VOLUME	PERCENT IS OF TOTAL VOLUME	PERCENT WEST IS OF TOTAL VOLUME
7	24	2016	1	18	4,866	12.55	119	38,767	1,434	3,432	29.47	70.53
7	22	2016	6	16	4,864	12.55	120	38,767	2,873	1,991	59.07	40.93
9	5	2016	2	15	4,863	12.54	121	38,767	1,736	3,127	35.70	64.30
7	31	2016	1	12	4,862	12.54	122	38,767	2,278	2,584	46.85	53.15
7	2	2016	7	11	4,855	12.52	123	38,767	3,623	1,232	74.62	25.38
5	8	2016	1	16	4,849	12.51	124	38,767	1,599	3,250	32.98	67.02
6	12	2016	1	13	4,847	12.50	125	38,767	2,055	2,792	42.40	57.60
9	25	2016	1	18	4,847	12.50	126	38,767	1,877	2,970	38.72	61.28
6	24	2016	6	14	4,842	12.49	127	38,767	3,162	1,680	65.30	34.70
8	21	2016	1	18	4,842	12.49	128	38,767	1,744	3,098	36.02	63.98
6	26	2016	1	17	4,838	12.48	129	38,767	1,453	3,385	30.03	69.97
5	30	2016	2	16	4,836	12.47	130	38,767	1,509	3,327	31.20	68.80
9	2	2016	6	16	4,833	12.47	131	38,767	3,141	1,692	64.99	35.01
8	7	2016	1	18	4,832	12.46	132	38,767	1,819	3,013	37.64	62.36
5	1	2016	1	18	4,826	12.45	133	38,767	1,596	3,230	33.07	66.93
6	19	2016	1	17	4,825	12.45	134	38,767	1,682	3,143	34.86	65.14
8	12	2016	6	17	4,825	12.45	135	38,767	3,037	1,788	62.94	37.06
6	19	2016	1	13	4,823	12.44	136	38,767	2,493	2,330	51.69	48.31
7	17	2016	1	18	4,818	12.43	137	38,767	1,611	3,207	33.44	66.56
10	2	2016	1	16	4,817	12.43	138	38,767	1,714	3,103	35.58	64.42
12	26	2016	2	11	4,811	12.41	139	38,767	3,692	1,119	76.74	23.26
7	15	2016	6	16	4,809	12.40	140	38,767	2,747	2,062	57.12	42.88
7	31	2016	1	17	4,805	12.39	141	38,767	1,663	3,142	34.61	65.39
6	5	2016	1	15	4,803	12.39	142	38,767	1,696	3,107	35.31	64.69
6	24	2016	6	16	4,803	12.39	143	38,767	2,935	1,868	61.11	38.89
5	27	2016	6	17	4,801	12.38	144	38,767	3,285	1,516	68.42	31.58
12	30	2016	6	13	4,801	12.38	145	38,767	2,858	1,943	59.53	40.47
7	29	2016	6	14	4,795	12.37	146	38,767	2,785	2,010	58.08	41.92
8	28	2016	1	17	4,792	12.36	147	38,767	1,555	3,237	32.45	67.55
8	19	2016	6	16	4,790	12.36	148	38,767	2,774	2,016	57.91	42.09
7	10	2016	1	13	4,777	12.32	149	38,767	2,115	2,662	44.27	55.73
12	30	2016	6	17	4,777	12.32	150	38,767	1,613	3,164	33.77	66.23
7	1	2016	6	14	4,770	12.30	151	38,767	2,956	1,814	61.97	38.03
10	9	2016	1	16	4,770	12.30	152	38,767	1,692	3,078	35.47	64.53
9	18	2016	1	18	4,768	12.30	153	38,767	1,655	3,113	34.71	65.29
6	24	2016	6	15	4,762	12.28	154	38,767	2,987	1,775	62.73	37.27
7	2	2016	7	13	4,758	12.27	155	38,767	3,015	1,743	63.37	36.63
9	3	2016	7	11	4,755	12.27	156	38,767	3,512	1,243	73.86	26.14
5	27	2016	6	13	4,746	12.24	157	38,767	3,214	1,532	67.72	32.28
7	29	2016	6	15	4,743	12.23	158	38,767	2,836	1,907	59.79	40.21
9	18	2016	1	12	4,741	12.23	159	38,767	2,100	2,641	44.29	55.71
1	31	2016	1	17	4,739	12.22	160	38,767	1,086	3,653	22.92	77.08
6	26	2016	1	11	4,731	12.20	161	38,767	2,604	2,127	55.04	44.96
7	1	2016	6	16	4,726	12.19	162	38,767	2,879	1,847	60.92	39.08
7	31	2016	1	18	4,718	12.17	163	38,767	1,478	3,240	31.33	68.67
5	30	2016	2	17	4,716	12.16	164	38,767	1,364	3,352	28.92	71.08
6	5	2016	1	16	4,714	12.16	165	38,767	1,536	3,178	32.58	67.42
1	3	2016	1	13	4,711	12.15	166	38,767	2,359	2,352	50.07	49.93
11	6	2016	1	15	4,709	12.15	167	38,767	1,537	3,172	32.64	67.36
6	26	2016	1	18	4,708	12.14	168	38,767	1,531	3,177	32.52	67.48
7	29	2016	6	16	4,705	12.14	169	38,767	2,738	1,967	58.19	41.81

MO	DY	YR	DAY OF WK	HR	HR VOL	PERCENT OF AADT	HOUR NUMBER	AADT	EAST VOLUME	WEST VOLUME	PERCENT EAST IS OF TOTAL VOLUME	PERCENT WEST IS OF TOTAL VOLUME
7	10	2016	1	18	4,694	12.11	170	38,767	1,478	3,216	31.49	68.51
7	23	2016	7	12	4,693	12.11	171	38,767	2,842	1,851	60.56	39.44
4	17	2016	1	16	4,690	12.10	172	38,767	1,555	3,135	33.16	66.84
11	26	2016	7	15	4,685	12.09	173	38,767	1,645	3,040	35.11	64.89
7	22	2016	6	14	4,679	12.07	174	38,767	2,784	1,895	59.50	40.50
10	9	2016	1	15	4,670	12.05	175	38,767	1,701	2,969	36.42	63.58
8	28	2016	1	12	4,667	12.04	176	38,767	2,307	2,360	49.43	50.57
12	26	2016	2	17	4,665	12.03	177	38,767	1,115	3,550	23.90	76.10
1	18	2016	2	15	4,655	12.01	178	38,767	1,533	3,122	32.93	67.07
8	13	2016	7	11	4,643	11.98	179	38,767	3,124	1,519	67.28	32.72
10	23	2016	1	17	4,642	11.97	180	38,767	1,784	2,858	38.43	61.57
9	18	2016	1	16	4,639	11.97	181	38,767	1,621	3,018	34.94	65.06
5	1	2016	1	15	4,638	11.96	182	38,767	1,691	2,947	36.46	63.54
4	3	2016	1	16	4,637	11.96	183	38,767	1,637	3,000	35.30	64.70
7	15	2016	6	13	4,637	11.96	184	38,767	2,674	1,963	57.67	42.33
1	18	2016	2	16	4,636	11.96	185	38,767	1,327	3,309	28.62	71.38
8	21	2016	1	19	4,635	11.96	186	38,767	1,499	3,136	32.34	67.66
10	2	2016	1	17	4,633	11.95	187	38,767	1,558	3,075	33.63	66.37
8	13	2016	7	12	4,631	11.95	188	38,767	2,868	1,763	61.93	38.07
11	26	2016	7	14	4,621	11.92	189	38,767	1,960	2,661	42.42	57.58
5	27	2016	6	12	4,612	11.90	190	38,767	3,303	1,309	71.62	28.38
7	1	2016	6	13	4,612	11.90	191	38,767	2,899	1,713	62.86	37.14
7	15	2016	6	17	4,603	11.87	192	38,767	2,640	1,963	57.35	42.65
7	2	2016	7	14	4,598	11.86	193	38,767	2,515	2,083	54.70	45.30
5	8	2016	1	15	4,590	11.84	194	38,767	1,641	2,949	35.75	64.25
7	24	2016	1	11	4,578	11.81	195	38,767	2,685	1,893	58.65	41.35
11	27	2016	1	16	4,572	11.79	196	38,767	1,658	2,914	36.26	63.74
5	15	2016	1	16	4,569	11.79	197	38,767	1,665	2,904	36.44	63.56
7	22	2016	6	13	4,566	11.78	198	38,767	2,745	1,821	60.12	39.88
5	22	2016	1	16	4,563	11.77	199	38,767	1,546	3,017	33.88	66.12
11	13	2016	1	15	4,561	11.77	200	38,767	1,799	2,762	39.44	60.56



AADT= 964      K 30 FACTOR= 27.18      K 100 FACTOR= 22.30      K 200 FACTOR= 16.80      D 30 FACTOR= 56.87



MO	DY	YR	DAY OF WK	HR	HR VOL	PERCENT OF AADT	HOUR NUMBER	AADT	NORTH VOLUME	SOUTH VOLUME	PERCENT NORTH IS OF TOTAL VOLUME	PERCENT SOUTH IS OF TOTAL VOLUME
7	24	2016	1	13	338	35.06	1	964	194	144	57.40	42.60
7	24	2016	1	14	333	34.54	2	964	212	121	63.66	36.34
7	24	2016	1	12	319	33.09	3	964	221	98	69.28	30.72
9	4	2016	1	16	315	32.68	4	964	132	183	41.90	58.10
9	5	2016	2	12	312	32.37	5	964	237	75	75.96	24.04
7	24	2016	1	15	304	31.54	6	964	149	155	49.01	50.99
9	4	2016	1	13	302	31.33	7	964	169	133	55.96	44.04
9	5	2016	2	13	295	30.60	8	964	209	86	70.85	29.15
8	14	2016	1	12	293	30.39	9	964	210	83	71.67	28.33
9	3	2016	7	14	290	30.08	10	964	130	160	44.83	55.17
7	24	2016	1	16	289	29.98	11	964	151	138	52.25	47.75
5	30	2016	2	13	288	29.88	12	964	203	85	70.49	29.51
7	23	2016	7	17	287	29.77	13	964	90	197	31.36	68.64
7	31	2016	1	13	287	29.77	14	964	178	109	62.02	37.98
9	4	2016	1	14	287	29.77	15	964	155	132	54.01	45.99
8	14	2016	1	15	285	29.56	16	964	139	146	48.77	51.23

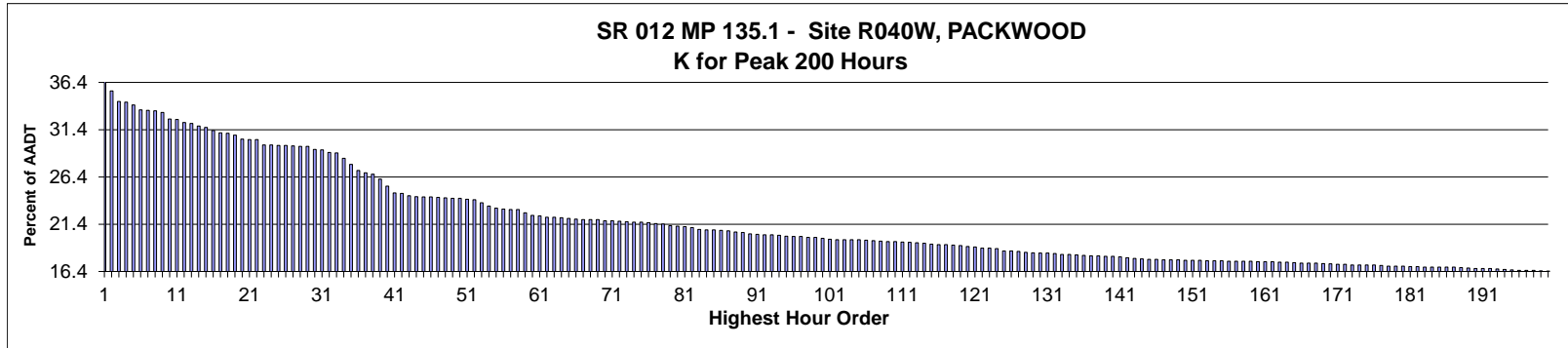


MO	DY	YR	DAY OF WK	HR	HR VOL	PERCENT OF AADT	HOUR NUMBER	AADT	NORTH VOLUME	SOUTH VOLUME	PERCENT NORTH IS OF TOTAL VOLUME	PERCENT SOUTH IS OF TOTAL VOLUME
8	7	2016	1	12	281	29.15	17	964	194	87	69.04	30.96
7	17	2016	1	16	279	28.94	18	964	141	138	50.54	49.46
9	4	2016	1	15	276	28.63	19	964	153	123	55.43	44.57
8	21	2016	1	12	275	28.53	20	964	189	86	68.73	31.27
9	3	2016	7	15	273	28.32	21	964	141	132	51.65	48.35
7	31	2016	1	12	272	28.22	22	964	189	83	69.49	30.51
8	14	2016	1	13	270	28.01	23	964	177	93	65.56	34.44
7	31	2016	1	16	269	27.90	24	964	130	139	48.33	51.67
5	30	2016	2	14	267	27.70	25	964	186	81	69.66	30.34
7	17	2016	1	13	266	27.59	26	964	173	93	65.04	34.96
8	13	2016	7	16	266	27.59	27	964	103	163	38.72	61.28
8	28	2016	1	13	264	27.39	28	964	174	90	65.91	34.09
8	27	2016	7	15	263	27.28	29	964	92	171	34.98	65.02
8	27	2016	7	16	262	27.18	30	964	113	149	43.13	56.87
8	28	2016	1	12	261	27.07	31	964	188	73	72.03	27.97
7	10	2016	1	19	260	26.97	32	964	53	207	20.38	79.62
7	30	2016	7	14	259	26.87	33	964	134	125	51.74	48.26
8	21	2016	1	13	259	26.87	34	964	161	98	62.16	37.84
9	3	2016	7	16	258	26.76	35	964	121	137	46.90	53.10
9	4	2016	1	12	257	26.66	36	964	146	111	56.81	43.19
7	16	2016	7	13	256	26.56	37	964	108	148	42.19	57.81
9	3	2016	7	12	256	26.56	38	964	87	169	33.98	66.02
7	17	2016	1	14	255	26.45	39	964	157	98	61.57	38.43
8	6	2016	7	15	254	26.35	40	964	113	141	44.49	55.51
9	5	2016	2	14	254	26.35	41	964	175	79	68.90	31.10
8	20	2016	7	14	253	26.24	42	964	97	156	38.34	61.66
5	29	2016	1	12	252	26.14	43	964	110	142	43.65	56.35
7	29	2016	6	17	251	26.04	44	964	67	184	26.69	73.31
8	28	2016	1	15	251	26.04	45	964	120	131	47.81	52.19
8	21	2016	1	15	250	25.93	46	964	116	134	46.40	53.60
7	10	2016	1	18	249	25.83	47	964	55	194	22.09	77.91
5	29	2016	1	14	245	25.41	48	964	123	122	50.20	49.80
7	17	2016	1	12	245	25.41	49	964	174	71	71.02	28.98
7	23	2016	7	11	244	25.31	50	964	168	76	68.85	31.15
7	31	2016	1	14	244	25.31	51	964	131	113	53.69	46.31
8	13	2016	7	15	244	25.31	52	964	109	135	44.67	55.33
7	30	2016	7	12	243	25.21	53	964	152	91	62.55	37.45
7	24	2016	1	17	242	25.10	54	964	118	124	48.76	51.24
8	14	2016	1	16	242	25.10	55	964	120	122	49.59	50.41
9	5	2016	2	15	242	25.10	56	964	153	89	63.22	36.78
7	31	2016	1	15	241	25.00	57	964	135	106	56.02	43.98
9	4	2016	1	17	240	24.90	58	964	114	126	47.50	52.50
8	13	2016	7	13	239	24.79	59	964	116	123	48.54	51.46
8	21	2016	1	11	239	24.79	60	964	192	47	80.33	19.67
8	21	2016	1	16	239	24.79	61	964	108	131	45.19	54.81
5	29	2016	1	16	238	24.69	62	964	133	105	55.88	44.12
5	30	2016	2	12	238	24.69	63	964	181	57	76.05	23.95
8	6	2016	7	16	238	24.69	64	964	83	155	34.87	65.13
5	30	2016	2	15	237	24.59	65	964	162	75	68.35	31.65
8	13	2016	7	12	236	24.48	66	964	152	84	64.41	35.59
8	13	2016	7	17	235	24.38	67	964	94	141	40.00	60.00

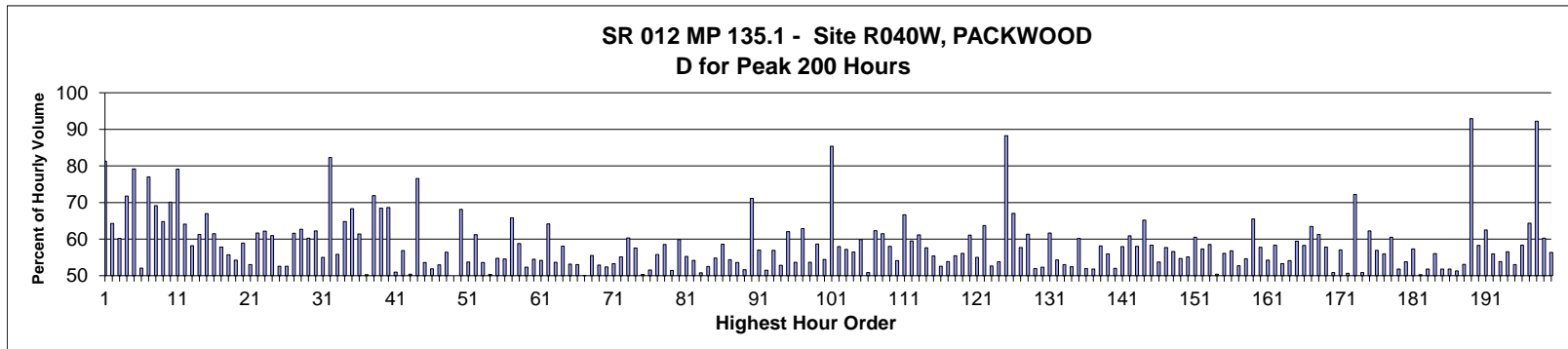
MO	DY	YR	DAY OF WK	HR	HR VOL	PERCENT OF AADT	HOUR NUMBER	AADT	NORTH VOLUME	SOUTH VOLUME	PERCENT NORTH IS OF TOTAL VOLUME	PERCENT SOUTH IS OF TOTAL VOLUME
9	4	2016	1	18	235	24.38	68	964	112	123	47.66	52.34
8	27	2016	7	13	234	24.27	69	964	98	136	41.88	58.12
7	30	2016	7	13	233	24.17	70	964	118	115	50.64	49.36
7	31	2016	1	17	233	24.17	71	964	93	140	39.91	60.09
8	6	2016	7	13	233	24.17	72	964	134	99	57.51	42.49
7	30	2016	7	16	232	24.07	73	964	91	141	39.22	60.78
8	20	2016	7	16	232	24.07	74	964	77	155	33.19	66.81
9	3	2016	7	17	232	24.07	75	964	105	127	45.26	54.74
7	23	2016	7	16	230	23.86	76	964	86	144	37.39	62.61
8	14	2016	1	14	229	23.76	77	964	130	99	56.77	43.23
9	5	2016	2	16	229	23.76	78	964	136	93	59.39	40.61
8	27	2016	7	14	228	23.65	79	964	103	125	45.18	54.82
5	29	2016	1	13	227	23.55	80	964	109	118	48.02	51.98
9	3	2016	7	13	227	23.55	81	964	78	149	34.36	65.64
8	7	2016	1	13	226	23.44	82	964	150	76	66.37	33.63
8	13	2016	7	14	226	23.44	83	964	94	132	41.59	58.41
8	14	2016	1	17	226	23.44	84	964	101	125	44.69	55.31
8	20	2016	7	12	225	23.34	85	964	113	112	50.22	49.78
5	28	2016	7	14	223	23.13	86	964	85	138	38.12	61.88
7	24	2016	1	11	223	23.13	87	964	157	66	70.40	29.60
8	20	2016	7	17	223	23.13	88	964	58	165	26.01	73.99
8	6	2016	7	17	222	23.03	89	964	65	157	29.28	70.72
8	28	2016	1	16	222	23.03	90	964	106	116	47.75	52.25
7	30	2016	7	15	221	22.93	91	964	76	145	34.39	65.61
5	29	2016	1	15	220	22.82	92	964	122	98	55.45	44.55
7	23	2016	7	14	220	22.82	93	964	117	103	53.18	46.82
7	16	2016	7	16	219	22.72	94	964	72	147	32.88	67.12
7	16	2016	7	17	219	22.72	95	964	67	152	30.59	69.41
8	12	2016	6	16	218	22.61	96	964	61	157	27.98	72.02
5	28	2016	7	15	217	22.51	97	964	118	99	54.38	45.62
7	17	2016	1	15	217	22.51	98	964	108	109	49.77	50.23
9	5	2016	2	11	217	22.51	99	964	178	39	82.03	17.97
7	30	2016	7	17	215	22.30	100	964	61	154	28.37	71.63
7	31	2016	1	11	215	22.30	101	964	174	41	80.93	19.07
7	30	2016	7	18	212	21.99	102	964	55	157	25.94	74.06
8	7	2016	1	11	212	21.99	103	964	167	45	78.77	21.23
8	14	2016	1	11	211	21.89	104	964	168	43	79.62	20.38
8	21	2016	1	14	211	21.89	105	964	131	80	62.09	37.91
9	3	2016	7	11	211	21.89	106	964	67	144	31.75	68.25
8	20	2016	7	15	210	21.78	107	964	80	130	38.10	61.90
5	28	2016	7	13	209	21.68	108	964	78	131	37.32	62.68
7	24	2016	1	18	209	21.68	109	964	84	125	40.19	59.81
7	29	2016	6	16	208	21.58	110	964	61	147	29.33	70.67
9	4	2016	1	11	208	21.58	111	964	124	84	59.62	40.38
8	6	2016	7	14	207	21.47	112	964	100	107	48.31	51.69
8	7	2016	1	14	207	21.47	113	964	109	98	52.66	47.34
8	27	2016	7	12	206	21.37	114	964	124	82	60.19	39.81
7	31	2016	1	18	205	21.27	115	964	77	128	37.56	62.44
5	30	2016	2	16	204	21.16	116	964	125	79	61.27	38.73
8	19	2016	6	16	204	21.16	117	964	55	149	26.96	73.04
5	28	2016	7	16	202	20.95	118	964	100	102	49.50	50.50

MO	DY	YR	DAY OF WK	HR	HR VOL	PERCENT OF AADT	HOUR NUMBER	AADT	NORTH VOLUME	SOUTH VOLUME	PERCENT NORTH IS OF TOTAL VOLUME	PERCENT SOUTH IS OF TOTAL VOLUME
8	12	2016	6	12	202	20.95	119	964	111	91	54.95	45.05
8	14	2016	1	18	202	20.95	120	964	79	123	39.11	60.89
7	23	2016	7	12	201	20.85	121	964	134	67	66.67	33.33
8	28	2016	1	17	201	20.85	122	964	72	129	35.82	64.18
8	7	2016	1	15	200	20.75	123	964	93	107	46.50	53.50
8	11	2016	5	17	200	20.75	124	964	49	151	24.50	75.50
8	27	2016	7	17	200	20.75	125	964	70	130	35.00	65.00
8	5	2016	6	16	199	20.64	126	964	53	146	26.63	73.37
5	28	2016	7	12	198	20.54	127	964	42	156	21.21	78.79
7	16	2016	7	12	197	20.44	128	964	109	88	55.33	44.67
7	29	2016	6	15	197	20.44	129	964	73	124	37.06	62.94
8	21	2016	1	17	197	20.44	130	964	95	102	48.22	51.78
8	19	2016	6	15	196	20.33	131	964	62	134	31.63	68.37
8	28	2016	1	11	196	20.33	132	964	167	29	85.20	14.80
8	28	2016	1	14	196	20.33	133	964	112	84	57.14	42.86
7	30	2016	7	11	195	20.23	134	964	128	67	65.64	34.36
5	28	2016	7	17	194	20.12	135	964	105	89	54.12	45.88
7	23	2016	7	13	194	20.12	136	964	94	100	48.45	51.55
7	22	2016	6	14	193	20.02	137	964	99	94	51.30	48.70
8	7	2016	1	16	193	20.02	138	964	95	98	49.22	50.78
8	12	2016	6	17	192	19.92	139	964	44	148	22.92	77.08
8	20	2016	7	13	192	19.92	140	964	88	104	45.83	54.17
8	21	2016	1	18	192	19.92	141	964	99	93	51.56	48.44
7	27	2016	4	12	191	19.81	142	964	125	66	65.45	34.55
7	29	2016	6	14	191	19.81	143	964	100	91	52.36	47.64
8	3	2016	4	16	190	19.71	144	964	88	102	46.32	53.68
8	5	2016	6	15	190	19.71	145	964	48	142	25.26	74.74
5	30	2016	2	11	189	19.61	146	964	141	48	74.60	25.40
8	27	2016	7	11	189	19.61	147	964	109	80	57.67	42.33
8	12	2016	6	14	188	19.50	148	964	62	126	32.98	67.02
5	29	2016	1	17	187	19.40	149	964	116	71	62.03	37.97
7	16	2016	7	15	187	19.40	150	964	80	107	42.78	57.22
7	23	2016	7	18	187	19.40	151	964	44	143	23.53	76.47
8	13	2016	7	11	185	19.19	152	964	118	67	63.78	36.22
8	27	2016	7	18	185	19.19	153	964	54	131	29.19	70.81
5	28	2016	7	11	184	19.09	154	964	39	145	21.20	78.80
8	5	2016	6	17	183	18.98	155	964	44	139	24.04	75.96
8	6	2016	7	12	183	18.98	156	964	100	83	54.64	45.36
8	19	2016	6	14	183	18.98	157	964	73	110	39.89	60.11
8	19	2016	6	18	183	18.98	158	964	44	139	24.04	75.96
7	15	2016	6	16	182	18.88	159	964	65	117	35.71	64.29
7	22	2016	6	16	182	18.88	160	964	67	115	36.81	63.19
8	20	2016	7	11	182	18.88	161	964	117	65	64.29	35.71
5	29	2016	1	11	181	18.78	162	964	97	84	53.59	46.41
9	10	2016	7	15	181	18.78	163	964	81	100	44.75	55.25
7	29	2016	6	12	180	18.67	164	964	96	84	53.33	46.67
9	4	2016	1	19	180	18.67	165	964	90	90	50.00	50.00
9	5	2016	2	17	180	18.67	166	964	102	78	56.67	43.33
8	12	2016	6	15	179	18.57	167	964	53	126	29.61	70.39
8	26	2016	6	15	179	18.57	168	964	67	112	37.43	62.57
7	16	2016	7	14	178	18.46	169	964	78	100	43.82	56.18

MO	DY	YR	DAY OF WK	HR	HR VOL	PERCENT OF AADT	HOUR NUMBER	AADT	NORTH VOLUME	SOUTH VOLUME	PERCENT NORTH IS OF TOTAL VOLUME	PERCENT SOUTH IS OF TOTAL VOLUME
8	12	2016	6	13	178	18.46	170	964	84	94	47.19	52.81
8	12	2016	6	18	178	18.46	171	964	42	136	23.60	76.40
8	5	2016	6	13	177	18.36	172	964	94	83	53.11	46.89
9	3	2016	7	18	177	18.36	173	964	73	104	41.24	58.76
7	14	2016	5	16	176	18.26	174	964	51	125	28.98	71.02
7	31	2016	1	19	176	18.26	175	964	60	116	34.09	65.91
7	10	2016	1	12	175	18.15	176	964	115	60	65.71	34.29
7	15	2016	6	15	175	18.15	177	964	50	125	28.57	71.43
7	27	2016	4	13	175	18.15	178	964	81	94	46.29	53.71
8	29	2016	2	16	175	18.15	179	964	78	97	44.57	55.43
9	10	2016	7	16	175	18.15	180	964	61	114	34.86	65.14
5	29	2016	1	18	174	18.05	181	964	94	80	54.02	45.98
7	10	2016	1	14	174	18.05	182	964	103	71	59.20	40.80
7	16	2016	7	11	174	18.05	183	964	117	57	67.24	32.76
7	14	2016	5	17	173	17.95	184	964	45	128	26.01	73.99
7	30	2016	7	19	172	17.84	185	964	63	109	36.63	63.37
8	3	2016	4	17	171	17.74	186	964	57	114	33.33	66.67
8	26	2016	6	17	171	17.74	187	964	44	127	25.73	74.27
8	6	2016	7	11	169	17.53	188	964	117	52	69.23	30.77
7	23	2016	7	15	168	17.43	189	964	62	106	36.90	63.10
7	10	2016	1	13	167	17.32	190	964	102	65	61.08	38.92
7	17	2016	1	17	166	17.22	191	964	69	97	41.57	58.43
8	5	2016	6	11	165	17.12	192	964	117	48	70.91	29.09
8	11	2016	5	16	165	17.12	193	964	61	104	36.97	63.03
8	17	2016	4	16	165	17.12	194	964	67	98	40.61	59.39
8	13	2016	7	10	164	17.01	195	964	127	37	77.44	22.56
9	3	2016	7	10	164	17.01	196	964	45	119	27.44	72.56
8	26	2016	6	16	163	16.91	197	964	48	115	29.45	70.55
8	28	2016	1	18	163	16.91	198	964	63	100	38.65	61.35
7	15	2016	6	11	162	16.80	199	964	73	89	45.06	54.94
7	29	2016	6	13	162	16.80	200	964	82	80	50.62	49.38



AADT= 2,105      K 30 FACTOR= 29.31      K 100 FACTOR= 19.90      K 200 FACTOR= 16.44      D 30 FACTOR= 62.24



MO	DY	YR	DAY OF WK	HR	HR VOL	PERCENT OF AADT	HOUR NUMBER	AADT	EAST VOLUME	WEST VOLUME	PERCENT EAST IS OF TOTAL VOLUME	PERCENT WEST IS OF TOTAL VOLUME
5	28	2016	7	11	779	37.01	1	2,105	146	633	18.74	81.26
5	29	2016	1	13	747	35.49	2	2,105	267	480	35.74	64.26
5	29	2016	1	16	724	34.39	3	2,105	436	288	60.22	39.78
5	29	2016	1	12	722	34.30	4	2,105	204	518	28.25	71.75
5	28	2016	7	12	716	34.01	5	2,105	149	567	20.81	79.19
5	28	2016	7	14	705	33.49	6	2,105	367	338	52.06	47.94
9	3	2016	7	12	704	33.44	7	2,105	162	542	23.01	76.99
5	28	2016	7	13	703	33.40	8	2,105	217	486	30.87	69.13
9	3	2016	7	13	699	33.21	9	2,105	246	453	35.19	64.81
5	28	2016	7	17	685	32.54	10	2,105	480	205	70.07	29.93
9	3	2016	7	11	684	32.49	11	2,105	143	541	20.91	79.09
5	28	2016	7	15	677	32.16	12	2,105	434	243	64.11	35.89
9	5	2016	2	14	675	32.07	13	2,105	393	282	58.22	41.78
9	3	2016	7	16	669	31.78	14	2,105	410	259	61.29	38.71
5	28	2016	7	16	666	31.64	15	2,105	446	220	66.97	33.03
5	29	2016	1	15	659	31.31	16	2,105	405	254	61.46	38.54

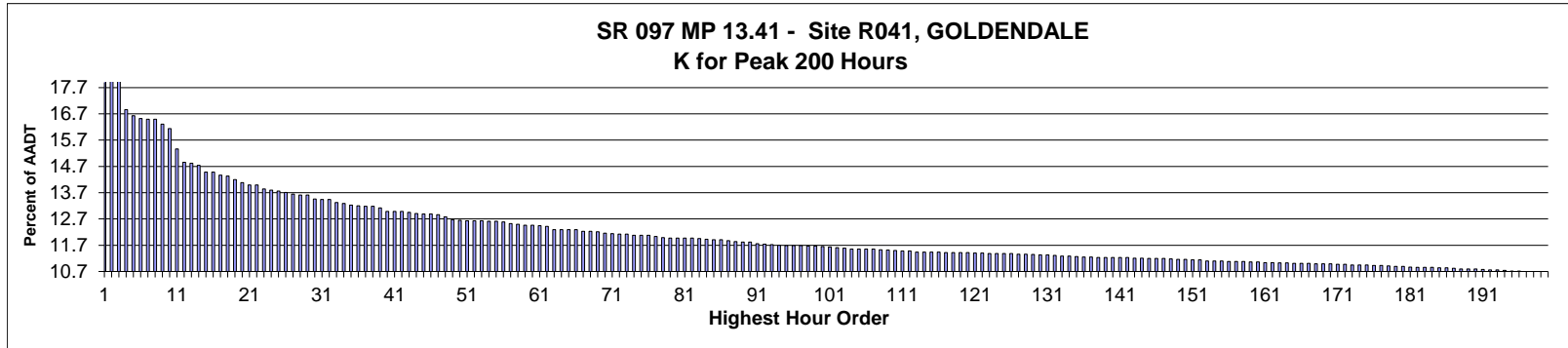
MO	DY	YR	DAY OF WK	HR	HR VOL	PERCENT OF AADT	HOUR NUMBER	AADT	EAST VOLUME	WEST VOLUME	PERCENT EAST IS OF TOTAL VOLUME	PERCENT WEST IS OF TOTAL VOLUME
9	3	2016	7	14	654	31.07	17	2,105	276	378	42.20	57.80
9	5	2016	2	13	653	31.02	18	2,105	364	289	55.74	44.26
9	3	2016	7	15	649	30.83	19	2,105	352	297	54.24	45.76
9	4	2016	1	13	640	30.40	20	2,105	263	377	41.09	58.91
5	29	2016	1	14	639	30.36	21	2,105	339	300	53.05	46.95
5	30	2016	2	13	639	30.36	22	2,105	394	245	61.66	38.34
5	30	2016	2	14	627	29.79	23	2,105	390	237	62.20	37.80
9	5	2016	2	12	627	29.79	24	2,105	382	245	60.93	39.07
9	4	2016	1	14	626	29.74	25	2,105	329	297	52.56	47.44
9	4	2016	1	15	626	29.74	26	2,105	297	329	47.44	52.56
9	4	2016	1	17	625	29.69	27	2,105	385	240	61.60	38.40
5	30	2016	2	15	624	29.64	28	2,105	391	233	62.66	37.34
9	5	2016	2	16	624	29.64	29	2,105	376	248	60.26	39.74
9	5	2016	2	15	617	29.31	30	2,105	384	233	62.24	37.76
9	4	2016	1	16	616	29.26	31	2,105	339	277	55.03	44.97
5	28	2016	7	10	610	28.98	32	2,105	108	502	17.70	82.30
5	30	2016	2	12	609	28.93	33	2,105	340	269	55.83	44.17
9	3	2016	7	17	597	28.36	34	2,105	387	210	64.82	35.18
5	29	2016	1	17	584	27.74	35	2,105	399	185	68.32	31.68
9	4	2016	1	12	570	27.08	36	2,105	220	350	38.60	61.40
8	14	2016	1	15	565	26.84	37	2,105	281	284	49.73	50.27
5	28	2016	7	18	562	26.70	38	2,105	404	158	71.89	28.11
9	3	2016	7	18	551	26.18	39	2,105	377	174	68.42	31.58
5	29	2016	1	11	535	25.42	40	2,105	168	367	31.40	68.60
7	24	2016	1	16	520	24.70	41	2,105	255	265	49.04	50.96
5	30	2016	2	16	519	24.66	42	2,105	295	224	56.84	43.16
7	24	2016	1	15	514	24.42	43	2,105	255	259	49.61	50.39
9	3	2016	7	10	512	24.32	44	2,105	120	392	23.44	76.56
7	24	2016	1	17	511	24.28	45	2,105	274	237	53.62	46.38
8	14	2016	1	16	511	24.28	46	2,105	265	246	51.86	48.14
7	24	2016	1	14	510	24.23	47	2,105	270	240	52.94	47.06
6	26	2016	1	15	509	24.18	48	2,105	222	287	43.61	56.39
7	31	2016	1	14	508	24.13	49	2,105	254	254	50.00	50.00
9	4	2016	1	11	508	24.13	50	2,105	162	346	31.89	68.11
8	14	2016	1	12	506	24.04	51	2,105	272	234	53.75	46.25
9	4	2016	1	18	505	23.99	52	2,105	309	196	61.19	38.81
7	17	2016	1	16	498	23.66	53	2,105	231	267	46.39	53.61
7	24	2016	1	13	491	23.33	54	2,105	247	244	50.31	49.69
8	14	2016	1	13	486	23.09	55	2,105	266	220	54.73	45.27
8	7	2016	1	14	484	22.99	56	2,105	264	220	54.55	45.45
5	28	2016	7	19	483	22.95	57	2,105	318	165	65.84	34.16
9	5	2016	2	17	483	22.95	58	2,105	284	199	58.80	41.20
7	24	2016	1	12	476	22.61	59	2,105	249	227	52.31	47.69
7	17	2016	1	14	470	22.33	60	2,105	256	214	54.47	45.53
6	26	2016	1	13	469	22.28	61	2,105	254	215	54.16	45.84
5	29	2016	1	18	466	22.14	62	2,105	299	167	64.16	35.84
7	17	2016	1	15	466	22.14	63	2,105	250	216	53.65	46.35
6	26	2016	1	17	465	22.09	64	2,105	195	270	41.94	58.06
8	7	2016	1	12	463	22.00	65	2,105	246	217	53.13	46.87
5	27	2016	6	18	462	21.95	66	2,105	217	245	46.97	53.03
7	31	2016	1	16	461	21.90	67	2,105	231	230	50.11	49.89

MO	DY	YR	DAY OF WK	HR	HR VOL	PERCENT OF AADT	HOUR NUMBER	AADT	EAST VOLUME	WEST VOLUME	PERCENT IS OF TOTAL VOLUME	PERCENT WEST IS OF TOTAL VOLUME
8	21	2016	1	12	461	21.90	68	2,105	256	205	55.53	44.47
8	21	2016	1	17	461	21.90	69	2,105	244	217	52.93	47.07
7	31	2016	1	12	458	21.76	70	2,105	240	218	52.40	47.60
9	2	2016	6	18	458	21.76	71	2,105	214	244	46.72	53.28
8	21	2016	1	15	457	21.71	72	2,105	252	205	55.14	44.86
6	26	2016	1	16	456	21.66	73	2,105	181	275	39.69	60.31
5	30	2016	2	11	455	21.62	74	2,105	262	193	57.58	42.42
8	21	2016	1	14	455	21.62	75	2,105	229	226	50.33	49.67
8	7	2016	1	15	454	21.57	76	2,105	234	220	51.54	48.46
6	26	2016	1	14	452	21.47	77	2,105	200	252	44.25	55.75
9	2	2016	6	17	451	21.43	78	2,105	187	264	41.46	58.54
8	14	2016	1	14	447	21.24	79	2,105	230	217	51.45	48.55
8	7	2016	1	16	446	21.19	80	2,105	179	267	40.13	59.87
8	14	2016	1	17	445	21.14	81	2,105	246	199	55.28	44.72
7	31	2016	1	13	443	21.05	82	2,105	240	203	54.18	45.82
8	28	2016	1	16	439	20.86	83	2,105	216	223	49.20	50.80
5	27	2016	6	16	438	20.81	84	2,105	208	230	47.49	52.51
7	31	2016	1	17	438	20.81	85	2,105	198	240	45.21	54.79
9	5	2016	2	11	437	20.76	86	2,105	256	181	58.58	41.42
8	7	2016	1	13	436	20.71	87	2,105	237	199	54.36	45.64
5	30	2016	2	17	433	20.57	88	2,105	232	201	53.58	46.42
8	28	2016	1	15	432	20.52	89	2,105	223	209	51.62	48.38
9	3	2016	7	19	429	20.38	90	2,105	305	124	71.10	28.90
8	12	2016	6	16	428	20.33	91	2,105	184	244	42.99	57.01
8	7	2016	1	17	427	20.29	92	2,105	220	207	51.52	48.48
9	2	2016	6	16	427	20.29	93	2,105	184	243	43.09	56.91
7	2	2016	7	13	426	20.24	94	2,105	201	225	47.18	52.82
9	4	2016	1	19	424	20.14	95	2,105	263	161	62.03	37.97
7	3	2016	1	14	423	20.10	96	2,105	227	196	53.66	46.34
8	12	2016	6	17	423	20.10	97	2,105	157	266	37.12	62.88
7	31	2016	1	15	421	20.00	98	2,105	226	195	53.68	46.32
8	12	2016	6	18	421	20.00	99	2,105	174	247	41.33	58.67
8	21	2016	1	13	419	19.90	100	2,105	228	191	54.42	45.58
12	30	2016	6	17	417	19.81	101	2,105	61	356	14.63	85.37
5	27	2016	6	17	416	19.76	102	2,105	175	241	42.07	57.93
7	2	2016	7	15	416	19.76	103	2,105	178	238	42.79	57.21
7	29	2016	6	17	416	19.76	104	2,105	181	235	43.51	56.49
9	2	2016	6	19	416	19.76	105	2,105	167	249	40.14	59.86
7	17	2016	1	13	415	19.71	106	2,105	211	204	50.84	49.16
7	22	2016	6	17	414	19.67	107	2,105	156	258	37.68	62.32
8	12	2016	6	15	413	19.62	108	2,105	159	254	38.50	61.50
5	27	2016	6	19	412	19.57	109	2,105	173	239	41.99	58.01
7	2	2016	7	14	412	19.57	110	2,105	189	223	45.87	54.13
8	5	2016	6	16	411	19.52	111	2,105	137	274	33.33	66.67
5	27	2016	6	15	410	19.48	112	2,105	166	244	40.49	59.51
7	29	2016	6	16	409	19.43	113	2,105	159	250	38.88	61.12
8	28	2016	1	13	408	19.38	114	2,105	235	173	57.60	42.40
8	21	2016	1	18	406	19.29	115	2,105	225	181	55.42	44.58
7	30	2016	7	13	405	19.24	116	2,105	192	213	47.41	52.59
8	21	2016	1	16	405	19.24	117	2,105	187	218	46.17	53.83
7	17	2016	1	12	404	19.19	118	2,105	224	180	55.45	44.55

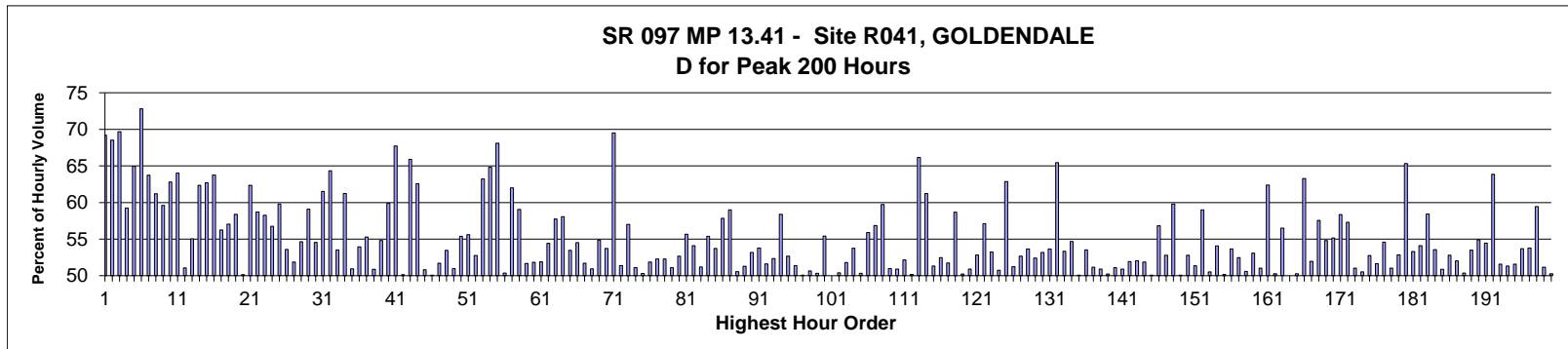
MO	DY	YR	DAY OF WK	HR	HR VOL	PERCENT OF AADT	HOUR NUMBER	AADT	EAST VOLUME	WEST VOLUME	PERCENT EAST IS OF TOTAL VOLUME	PERCENT WEST IS OF TOTAL VOLUME
9	2	2016	6	15	403	19.14	119	2,105	177	226	43.92	56.08
8	5	2016	6	17	401	19.05	120	2,105	156	245	38.90	61.10
8	19	2016	6	17	400	19.00	121	2,105	180	220	45.00	55.00
7	1	2016	6	16	397	18.86	122	2,105	144	253	36.27	63.73
7	3	2016	1	12	397	18.86	123	2,105	209	188	52.64	47.36
7	24	2016	1	18	396	18.81	124	2,105	183	213	46.21	53.79
1	2	2016	7	17	391	18.57	125	2,105	46	345	11.76	88.24
5	29	2016	1	19	391	18.57	126	2,105	262	129	67.01	32.99
8	28	2016	1	17	390	18.53	127	2,105	165	225	42.31	57.69
7	1	2016	6	15	388	18.43	128	2,105	150	238	38.66	61.34
7	3	2016	1	13	387	18.38	129	2,105	201	186	51.94	48.06
8	13	2016	7	12	386	18.34	130	2,105	184	202	47.67	52.33
8	19	2016	6	18	386	18.34	131	2,105	148	238	38.34	61.66
7	31	2016	1	18	385	18.29	132	2,105	176	209	45.71	54.29
7	17	2016	1	17	383	18.19	133	2,105	203	180	53.00	47.00
7	29	2016	6	15	383	18.19	134	2,105	182	201	47.52	52.48
8	20	2016	7	14	382	18.15	135	2,105	152	230	39.79	60.21
8	13	2016	7	15	381	18.10	136	2,105	183	198	48.03	51.97
8	13	2016	7	13	380	18.05	137	2,105	197	183	51.84	48.16
8	19	2016	6	16	380	18.05	138	2,105	159	221	41.84	58.16
6	26	2016	1	18	379	18.00	139	2,105	167	212	44.06	55.94
8	6	2016	7	13	379	18.00	140	2,105	182	197	48.02	51.98
8	6	2016	7	16	378	17.96	141	2,105	159	219	42.06	57.94
7	15	2016	6	16	376	17.86	142	2,105	147	229	39.10	60.90
8	28	2016	1	12	374	17.77	143	2,105	217	157	58.02	41.98
7	1	2016	6	17	373	17.72	144	2,105	130	243	34.85	65.15
8	7	2016	1	11	372	17.67	145	2,105	217	155	58.33	41.67
8	28	2016	1	14	372	17.67	146	2,105	172	200	46.24	53.76
5	27	2016	6	20	371	17.62	147	2,105	157	214	42.32	57.68
7	22	2016	6	16	371	17.62	148	2,105	161	210	43.40	56.60
8	12	2016	6	14	371	17.62	149	2,105	168	203	45.28	54.72
7	2	2016	7	12	370	17.58	150	2,105	166	204	44.86	55.14
7	15	2016	6	17	370	17.58	151	2,105	146	224	39.46	60.54
8	19	2016	6	15	370	17.58	152	2,105	158	212	42.70	57.30
5	27	2016	6	11	369	17.53	153	2,105	153	216	41.46	58.54
5	30	2016	2	18	369	17.53	154	2,105	183	186	49.59	50.41
7	1	2016	6	14	369	17.53	155	2,105	162	207	43.90	56.10
6	24	2016	6	15	368	17.48	156	2,105	159	209	43.21	56.79
7	10	2016	1	15	368	17.48	157	2,105	194	174	52.72	47.28
7	30	2016	7	14	368	17.48	158	2,105	167	201	45.38	54.62
8	20	2016	7	17	368	17.48	159	2,105	127	241	34.51	65.49
6	19	2016	1	16	367	17.43	160	2,105	155	212	42.23	57.77
8	14	2016	1	18	367	17.43	161	2,105	199	168	54.22	45.78
9	2	2016	6	14	367	17.43	162	2,105	153	214	41.69	58.31
5	27	2016	6	13	366	17.39	163	2,105	171	195	46.72	53.28
7	16	2016	7	13	366	17.39	164	2,105	168	198	45.90	54.10
7	3	2016	1	17	365	17.34	165	2,105	148	217	40.55	59.45
7	4	2016	2	12	364	17.29	166	2,105	212	152	58.24	41.76
9	2	2016	6	20	364	17.29	167	2,105	133	231	36.54	63.46
9	4	2016	1	10	364	17.29	168	2,105	141	223	38.74	61.26
8	5	2016	6	14	363	17.24	169	2,105	153	210	42.15	57.85



MO	DY	YR	DAY OF WK	HR	HR VOL	PERCENT OF AADT	HOUR NUMBER	AADT	EAST VOLUME	WEST VOLUME	PERCENT EAST IS OF TOTAL VOLUME	PERCENT WEST IS OF TOTAL VOLUME
7	10	2016	1	16	362	17.20	170	2,105	178	184	49.17	50.83
5	27	2016	6	14	361	17.15	171	2,105	155	206	42.94	57.06
8	13	2016	7	14	361	17.15	172	2,105	183	178	50.69	49.31
5	29	2016	1	10	360	17.10	173	2,105	100	260	27.78	72.22
7	10	2016	1	13	360	17.10	174	2,105	183	177	50.83	49.17
8	26	2016	6	16	360	17.10	175	2,105	136	224	37.78	62.22
9	2	2016	6	13	360	17.10	176	2,105	155	205	43.06	56.94
8	14	2016	1	11	359	17.05	177	2,105	201	158	55.99	44.01
7	29	2016	6	14	357	16.96	178	2,105	141	216	39.50	60.50
7	31	2016	1	11	357	16.96	179	2,105	185	172	51.82	48.18
8	6	2016	7	15	357	16.96	180	2,105	165	192	46.22	53.78
8	19	2016	6	13	356	16.91	181	2,105	152	204	42.70	57.30
8	20	2016	7	15	356	16.91	182	2,105	177	179	49.72	50.28
7	17	2016	1	18	355	16.86	183	2,105	184	171	51.83	48.17
7	22	2016	6	14	355	16.86	184	2,105	156	199	43.94	56.06
7	30	2016	7	12	355	16.86	185	2,105	184	171	51.83	48.17
8	13	2016	7	16	355	16.86	186	2,105	171	184	48.17	51.83
8	27	2016	7	17	355	16.86	187	2,105	173	182	48.73	51.27
6	26	2016	1	12	354	16.82	188	2,105	188	166	53.11	46.89
12	31	2016	7	9	353	16.77	189	2,105	328	25	92.92	7.08
7	30	2016	7	15	352	16.72	190	2,105	147	205	41.76	58.24
8	27	2016	7	15	352	16.72	191	2,105	132	220	37.50	62.50
8	28	2016	1	18	352	16.72	192	2,105	155	197	44.03	55.97
7	16	2016	7	12	351	16.67	193	2,105	162	189	46.15	53.85
8	12	2016	6	13	350	16.63	194	2,105	152	198	43.43	56.57
9	11	2016	1	12	349	16.58	195	2,105	164	185	46.99	53.01
7	4	2016	2	14	348	16.53	196	2,105	203	145	58.33	41.67
7	22	2016	6	15	348	16.53	197	2,105	124	224	35.63	64.37
12	28	2016	4	17	348	16.53	198	2,105	27	321	7.76	92.24
8	5	2016	6	18	347	16.48	199	2,105	138	209	39.77	60.23
7	23	2016	7	11	346	16.44	200	2,105	195	151	56.36	43.64



**AADT= 5,297      K 30 FACTOR= 13.46      K 100 FACTOR= 11.65      K 200 FACTOR= 10.70      D 30 FACTOR= 54.56**



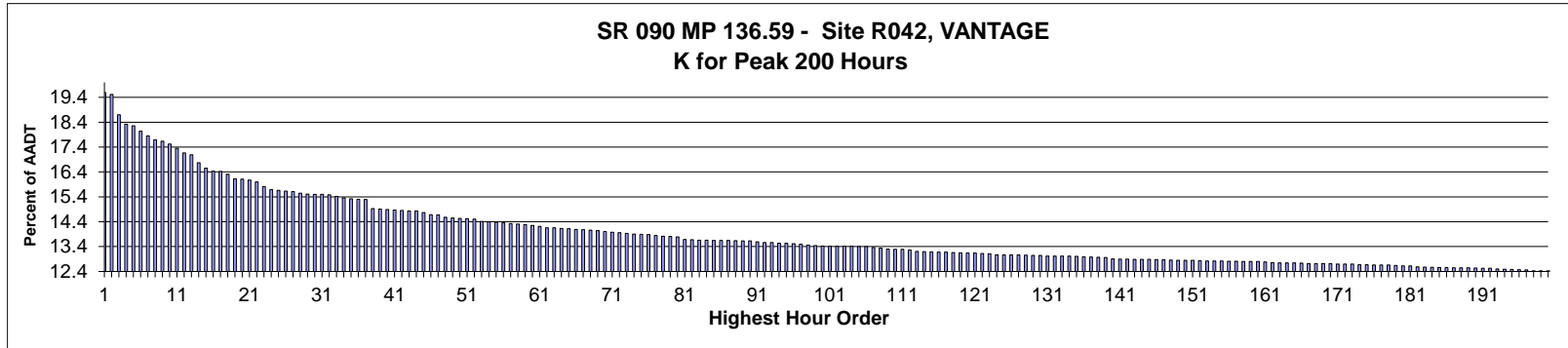
MO	DY	YR	DAY OF WK	HR	HR VOL	PERCENT OF AADT	HOUR NUMBER	AADT	NORTH VOLUME	SOUTH VOLUME	PERCENT NORTH IS OF TOTAL VOLUME	PERCENT SOUTH IS OF TOTAL VOLUME
7	17	2016	1	14	1,139	21.50	1	5,297	351	788	30.82	69.18
7	17	2016	1	15	1,045	19.73	2	5,297	329	716	31.48	68.52
7	17	2016	1	13	1,035	19.54	3	5,297	314	721	30.34	69.66
9	5	2016	2	14	893	16.86	4	5,297	364	529	40.76	59.24
9	5	2016	2	13	881	16.63	5	5,297	309	572	35.07	64.93
7	17	2016	1	12	875	16.52	6	5,297	238	637	27.20	72.80
7	17	2016	1	16	874	16.50	7	5,297	317	557	36.27	63.73
9	5	2016	2	16	874	16.50	8	5,297	339	535	38.79	61.21
6	26	2016	1	15	864	16.31	9	5,297	349	515	40.39	59.61
6	26	2016	1	14	855	16.14	10	5,297	318	537	37.19	62.81
9	5	2016	2	12	814	15.37	11	5,297	293	521	36.00	64.00
10	3	2016	2	19	787	14.86	12	5,297	385	402	48.92	51.08
7	15	2016	6	15	785	14.82	13	5,297	432	353	55.03	44.97
7	15	2016	6	13	781	14.74	14	5,297	487	294	62.36	37.64
7	15	2016	6	12	767	14.48	15	5,297	481	286	62.71	37.29
7	24	2016	1	15	767	14.48	16	5,297	278	489	36.25	63.75

MO	DY	YR	DAY OF WK	HR	HR VOL	PERCENT OF AADT	HOUR NUMBER	AADT	NORTH VOLUME	SOUTH VOLUME	PERCENT NORTH IS OF TOTAL VOLUME	PERCENT SOUTH IS OF TOTAL VOLUME
9	5	2016	2	15	761	14.37	17	5,297	333	428	43.76	56.24
6	26	2016	1	16	759	14.33	18	5,297	326	433	42.95	57.05
7	15	2016	6	14	752	14.20	19	5,297	439	313	58.38	41.62
9	30	2016	6	19	746	14.08	20	5,297	372	374	49.87	50.13
6	26	2016	1	13	741	13.99	21	5,297	279	462	37.65	62.35
7	24	2016	1	13	741	13.99	22	5,297	306	435	41.30	58.70
9	2	2016	6	14	733	13.84	23	5,297	427	306	58.25	41.75
5	30	2016	2	16	731	13.80	24	5,297	415	316	56.77	43.23
9	2	2016	6	16	729	13.76	25	5,297	436	293	59.81	40.19
11	27	2016	1	14	726	13.71	26	5,297	389	337	53.58	46.42
7	23	2016	7	12	723	13.65	27	5,297	348	375	48.13	51.87
5	30	2016	2	14	721	13.61	28	5,297	394	327	54.65	45.35
9	2	2016	6	15	721	13.61	29	5,297	426	295	59.08	40.92
8	7	2016	1	15	713	13.46	30	5,297	389	324	54.56	45.44
7	17	2016	1	17	712	13.44	31	5,297	274	438	38.48	61.52
7	24	2016	1	14	712	13.44	32	5,297	254	458	35.67	64.33
5	30	2016	2	15	706	13.33	33	5,297	378	328	53.54	46.46
7	24	2016	1	19	704	13.29	34	5,297	431	273	61.22	38.78
5	27	2016	6	15	701	13.23	35	5,297	344	357	49.07	50.93
7	24	2016	1	16	699	13.20	36	5,297	322	377	46.07	53.93
6	17	2016	6	15	698	13.18	37	5,297	312	386	44.70	55.30
11	23	2016	4	15	698	13.18	38	5,297	343	355	49.14	50.86
5	30	2016	2	17	695	13.12	39	5,297	381	314	54.82	45.18
7	23	2016	7	13	688	12.99	40	5,297	412	276	59.88	40.12
7	23	2016	7	14	688	12.99	41	5,297	466	222	67.73	32.27
8	7	2016	1	13	688	12.99	42	5,297	345	343	50.15	49.85
7	24	2016	1	18	686	12.95	43	5,297	452	234	65.89	34.11
6	26	2016	1	12	684	12.91	44	5,297	256	428	37.43	62.57
8	19	2016	6	15	683	12.89	45	5,297	347	336	50.81	49.19
9	2	2016	6	18	683	12.89	46	5,297	342	341	50.07	49.93
11	23	2016	4	16	681	12.86	47	5,297	329	352	48.31	51.69
9	5	2016	2	17	677	12.78	48	5,297	315	362	46.53	53.47
5	27	2016	6	14	671	12.67	49	5,297	342	329	50.97	49.03
7	15	2016	6	16	670	12.65	50	5,297	371	299	55.37	44.63
5	27	2016	6	13	669	12.63	51	5,297	372	297	55.61	44.39
5	27	2016	6	16	669	12.63	52	5,297	353	316	52.77	47.23
7	24	2016	1	12	669	12.63	53	5,297	246	423	36.77	63.23
5	31	2016	3	12	668	12.61	54	5,297	235	433	35.18	64.82
7	23	2016	7	15	668	12.61	55	5,297	455	213	68.11	31.89
7	31	2016	1	15	667	12.59	56	5,297	336	331	50.37	49.63
9	2	2016	6	13	663	12.52	57	5,297	411	252	61.99	38.01
9	2	2016	6	17	662	12.50	58	5,297	391	271	59.06	40.94
8	7	2016	1	14	660	12.46	59	5,297	341	319	51.67	48.33
9	3	2016	7	12	660	12.46	60	5,297	342	318	51.82	48.18
5	27	2016	6	17	659	12.44	61	5,297	317	342	48.10	51.90
11	23	2016	4	14	658	12.42	62	5,297	300	358	45.59	54.41
7	15	2016	6	11	651	12.29	63	5,297	376	275	57.76	42.24
8	7	2016	1	16	651	12.29	64	5,297	378	273	58.06	41.94
8	14	2016	1	16	651	12.29	65	5,297	348	303	53.46	46.54
11	27	2016	1	15	651	12.29	66	5,297	355	296	54.53	45.47
5	27	2016	6	18	648	12.23	67	5,297	335	313	51.70	48.30

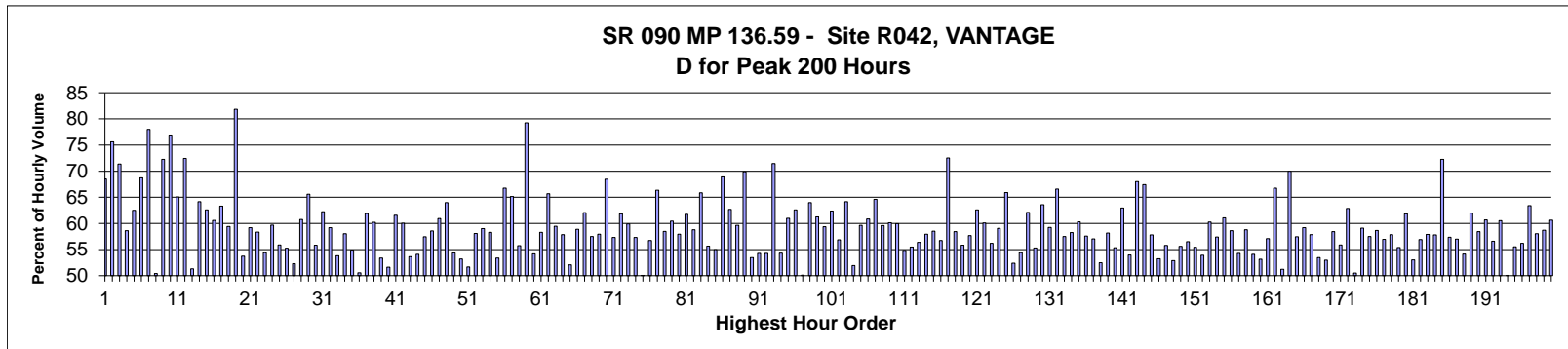
MO	DY	YR	DAY OF WK	HR	HR VOL	PERCENT OF AADT	HOUR NUMBER	AADT	NORTH VOLUME	SOUTH VOLUME	PERCENT NORTH IS OF TOTAL VOLUME	PERCENT SOUTH IS OF TOTAL VOLUME
6	24	2016	6	16	648	12.23	68	5,297	330	318	50.93	49.07
11	27	2016	1	13	647	12.21	69	5,297	355	292	54.87	45.13
6	24	2016	6	15	644	12.16	70	5,297	298	346	46.27	53.73
7	17	2016	1	11	643	12.14	71	5,297	196	447	30.48	69.52
8	14	2016	1	15	642	12.12	72	5,297	330	312	51.40	48.60
9	3	2016	7	13	642	12.12	73	5,297	366	276	57.01	42.99
6	24	2016	6	13	640	12.08	74	5,297	327	313	51.09	48.91
6	26	2016	1	17	640	12.08	75	5,297	318	322	49.69	50.31
8	19	2016	6	16	640	12.08	76	5,297	332	308	51.88	48.13
9	4	2016	1	14	637	12.03	77	5,297	304	333	47.72	52.28
8	21	2016	1	14	635	11.99	78	5,297	332	303	52.28	47.72
7	31	2016	1	14	634	11.97	79	5,297	310	324	48.90	51.10
8	21	2016	1	15	634	11.97	80	5,297	334	300	52.68	47.32
9	16	2016	6	16	634	11.97	81	5,297	353	281	55.68	44.32
9	16	2016	6	17	634	11.97	82	5,297	343	291	54.10	45.90
7	22	2016	6	16	633	11.95	83	5,297	324	309	51.18	48.82
8	7	2016	1	17	632	11.93	84	5,297	350	282	55.38	44.62
8	21	2016	1	16	631	11.91	85	5,297	339	292	53.72	46.28
11	27	2016	1	16	631	11.91	86	5,297	365	266	57.84	42.16
8	28	2016	1	16	629	11.87	87	5,297	371	258	58.98	41.02
7	22	2016	6	15	627	11.84	88	5,297	310	317	49.44	50.56
7	24	2016	1	17	626	11.82	89	5,297	321	305	51.28	48.72
8	14	2016	1	13	626	11.82	90	5,297	333	293	53.19	46.81
7	22	2016	6	18	623	11.76	91	5,297	288	335	46.23	53.77
9	18	2016	1	14	622	11.74	92	5,297	301	321	48.39	51.61
7	22	2016	6	13	621	11.72	93	5,297	325	296	52.33	47.67
8	28	2016	1	17	620	11.70	94	5,297	362	258	58.39	41.61
6	12	2016	1	14	619	11.69	95	5,297	326	293	52.67	47.33
6	17	2016	6	17	619	11.69	96	5,297	318	301	51.37	48.63
7	22	2016	6	17	619	11.69	97	5,297	310	309	50.08	49.92
6	24	2016	6	14	618	11.67	98	5,297	313	305	50.65	49.35
11	23	2016	4	13	618	11.67	99	5,297	311	307	50.32	49.68
9	2	2016	6	12	617	11.65	100	5,297	342	275	55.43	44.57
9	29	2016	5	19	616	11.63	101	5,297	308	308	50.00	50.00
7	17	2016	1	18	615	11.61	102	5,297	305	310	49.59	50.41
6	19	2016	1	17	614	11.59	103	5,297	318	296	51.79	48.21
5	27	2016	6	12	612	11.55	104	5,297	329	283	53.76	46.24
8	5	2016	6	15	612	11.55	105	5,297	308	304	50.33	49.67
8	14	2016	1	14	612	11.55	106	5,297	342	270	55.88	44.12
8	28	2016	1	15	612	11.55	107	5,297	348	264	56.86	43.14
8	7	2016	1	18	611	11.53	108	5,297	365	246	59.74	40.26
7	31	2016	1	13	610	11.52	109	5,297	299	311	49.02	50.98
7	15	2016	6	18	609	11.50	110	5,297	299	310	49.10	50.90
8	5	2016	6	14	608	11.48	111	5,297	317	291	52.14	47.86
8	12	2016	6	14	608	11.48	112	5,297	305	303	50.16	49.84
5	31	2016	3	13	606	11.44	113	5,297	205	401	33.83	66.17
6	23	2016	5	14	606	11.44	114	5,297	371	235	61.22	38.78
7	10	2016	1	15	606	11.44	115	5,297	311	295	51.32	48.68
9	18	2016	1	13	606	11.44	116	5,297	288	318	47.52	52.48
6	17	2016	6	16	605	11.42	117	5,297	292	313	48.26	51.74
6	23	2016	5	15	605	11.42	118	5,297	355	250	58.68	41.32

MO	DY	YR	DAY OF WK	HR	HR VOL	PERCENT OF AADT	HOUR NUMBER	AADT	NORTH VOLUME	SOUTH VOLUME	PERCENT NORTH IS OF TOTAL VOLUME	PERCENT SOUTH IS OF TOTAL VOLUME
8	12	2016	6	15	605	11.42	119	5,297	301	304	49.75	50.25
9	4	2016	1	13	605	11.42	120	5,297	297	308	49.09	50.91
5	30	2016	2	13	604	11.40	121	5,297	285	319	47.19	52.81
7	14	2016	5	14	604	11.40	122	5,297	345	259	57.12	42.88
6	10	2016	6	16	603	11.38	123	5,297	321	282	53.23	46.77
8	21	2016	1	13	603	11.38	124	5,297	306	297	50.75	49.25
9	1	2016	5	16	603	11.38	125	5,297	379	224	62.85	37.15
9	3	2016	7	14	603	11.38	126	5,297	309	294	51.24	48.76
8	5	2016	6	17	602	11.36	127	5,297	317	285	52.66	47.34
9	16	2016	6	15	602	11.36	128	5,297	323	279	53.65	46.35
6	10	2016	6	15	601	11.35	129	5,297	286	315	47.59	52.41
8	5	2016	6	13	600	11.33	130	5,297	281	319	46.83	53.17
9	5	2016	2	18	600	11.33	131	5,297	278	322	46.33	53.67
7	23	2016	7	16	599	11.31	132	5,297	392	207	65.44	34.56
7	31	2016	1	16	598	11.29	133	5,297	319	279	53.34	46.66
8	14	2016	1	17	598	11.29	134	5,297	327	271	54.68	45.32
7	29	2016	6	16	597	11.27	135	5,297	299	298	50.08	49.92
8	21	2016	1	17	596	11.25	136	5,297	319	277	53.52	46.48
8	26	2016	6	16	596	11.25	137	5,297	305	291	51.17	48.83
5	27	2016	6	19	595	11.23	138	5,297	303	292	50.92	49.08
7	8	2016	6	15	595	11.23	139	5,297	299	296	50.25	49.75
9	16	2016	6	18	595	11.23	140	5,297	304	291	51.09	48.91
9	21	2016	4	20	595	11.23	141	5,297	303	292	50.92	49.08
9	23	2016	6	17	595	11.23	142	5,297	309	286	51.93	48.07
6	26	2016	1	18	594	11.21	143	5,297	309	285	52.02	47.98
10	2	2016	1	17	594	11.21	144	5,297	308	286	51.85	48.15
6	17	2016	6	13	593	11.20	145	5,297	297	296	50.08	49.92
7	15	2016	6	17	593	11.20	146	5,297	337	256	56.83	43.17
9	23	2016	6	15	593	11.20	147	5,297	313	280	52.78	47.22
5	30	2016	2	18	592	11.18	148	5,297	354	238	59.80	40.20
8	14	2016	1	12	591	11.16	149	5,297	296	295	50.08	49.92
8	19	2016	6	14	591	11.16	150	5,297	312	279	52.79	47.21
8	28	2016	1	13	590	11.14	151	5,297	303	287	51.36	48.64
9	1	2016	5	14	590	11.14	152	5,297	348	242	58.98	41.02
8	12	2016	6	16	588	11.10	153	5,297	297	291	50.51	49.49
9	16	2016	6	13	588	11.10	154	5,297	318	270	54.08	45.92
9	30	2016	6	17	588	11.10	155	5,297	293	295	49.83	50.17
7	10	2016	1	13	587	11.08	156	5,297	315	272	53.66	46.34
10	7	2016	6	17	587	11.08	157	5,297	279	308	47.53	52.47
11	26	2016	7	14	587	11.08	158	5,297	297	290	50.60	49.40
7	22	2016	6	14	586	11.06	159	5,297	311	275	53.07	46.93
8	5	2016	6	18	586	11.06	160	5,297	299	287	51.02	48.98
7	24	2016	1	11	585	11.04	161	5,297	220	365	37.61	62.39
8	19	2016	6	13	585	11.04	162	5,297	291	294	49.74	50.26
8	21	2016	1	18	584	11.03	163	5,297	330	254	56.51	43.49
11	23	2016	4	17	584	11.03	164	5,297	292	292	50.00	50.00
7	16	2016	7	12	583	11.01	165	5,297	293	290	50.26	49.74
9	5	2016	2	11	583	11.01	166	5,297	214	369	36.71	63.29
9	18	2016	1	12	583	11.01	167	5,297	280	303	48.03	51.97
7	10	2016	1	14	582	10.99	168	5,297	335	247	57.56	42.44
9	2	2016	6	11	582	10.99	169	5,297	319	263	54.81	45.19

MO	DY	YR	DAY OF WK	HR	HR VOL	PERCENT OF AADT	HOUR NUMBER	AADT	NORTH VOLUME	SOUTH VOLUME	PERCENT NORTH IS OF TOTAL VOLUME	PERCENT SOUTH IS OF TOTAL VOLUME
12	26	2016	2	13	582	10.99	170	5,297	261	321	44.85	55.15
6	4	2016	7	13	581	10.97	171	5,297	242	339	41.65	58.35
9	4	2016	1	12	581	10.97	172	5,297	248	333	42.69	57.31
6	24	2016	6	12	580	10.95	173	5,297	296	284	51.03	48.97
8	5	2016	6	16	580	10.95	174	5,297	287	293	49.48	50.52
10	7	2016	6	14	580	10.95	175	5,297	274	306	47.24	52.76
9	30	2016	6	16	579	10.93	176	5,297	299	280	51.64	48.36
12	26	2016	2	14	579	10.93	177	5,297	263	316	45.42	54.58
8	26	2016	6	15	578	10.91	178	5,297	295	283	51.04	48.96
7	10	2016	1	16	577	10.89	179	5,297	305	272	52.86	47.14
7	14	2016	5	17	577	10.89	180	5,297	377	200	65.34	34.66
11	23	2016	4	12	576	10.87	181	5,297	269	307	46.70	53.30
7	29	2016	6	13	575	10.86	182	5,297	311	264	54.09	45.91
7	31	2016	1	17	575	10.86	183	5,297	336	239	58.43	41.57
9	23	2016	6	16	575	10.86	184	5,297	308	267	53.57	46.43
7	23	2016	7	11	574	10.84	185	5,297	292	282	50.87	49.13
7	29	2016	6	14	574	10.84	186	5,297	303	271	52.79	47.21
8	26	2016	6	17	573	10.82	187	5,297	275	298	47.99	52.01
6	12	2016	1	16	572	10.80	188	5,297	288	284	50.35	49.65
9	9	2016	6	15	572	10.80	189	5,297	306	266	53.50	46.50
9	18	2016	1	15	572	10.80	190	5,297	258	314	45.10	54.90
6	17	2016	6	14	571	10.78	191	5,297	311	260	54.47	45.53
7	14	2016	5	16	570	10.76	192	5,297	364	206	63.86	36.14
11	26	2016	7	15	570	10.76	193	5,297	276	294	48.42	51.58
10	9	2016	1	16	569	10.74	194	5,297	292	277	51.32	48.68
9	9	2016	6	13	568	10.72	195	5,297	293	275	51.58	48.42
9	16	2016	6	14	568	10.72	196	5,297	305	263	53.70	46.30
5	6	2016	6	17	567	10.70	197	5,297	305	262	53.79	46.21
5	31	2016	3	14	567	10.70	198	5,297	230	337	40.56	59.44
7	29	2016	6	15	567	10.70	199	5,297	277	290	48.85	51.15
8	6	2016	7	15	567	10.70	200	5,297	285	282	50.26	49.74



**AADT= 16,333      K 30 FACTOR= 15.50      K 100 FACTOR= 13.42      K 200 FACTOR= 12.43      D 30 FACTOR= 55.85**



MO	DY	YR	DAY OF WK	HR	HR VOL	PERCENT OF AADT	HOUR NUMBER	AADT	EAST VOLUME	WEST VOLUME	PERCENT EAST IS OF TOTAL VOLUME	PERCENT WEST IS OF TOTAL VOLUME
6	26	2016	1	13	3,200	19.59	1	16,333	1,008	2,192	31.50	68.50
7	17	2016	1	12	3,189	19.52	2	16,333	778	2,411	24.40	75.60
6	26	2016	1	12	3,054	18.70	3	16,333	875	2,179	28.65	71.35
9	5	2016	2	14	2,993	18.32	4	16,333	1,239	1,754	41.40	58.60
9	5	2016	2	13	2,983	18.26	5	16,333	1,119	1,864	37.51	62.49
7	17	2016	1	13	2,946	18.04	6	16,333	921	2,025	31.26	68.74
9	5	2016	2	11	2,915	17.85	7	16,333	642	2,273	22.02	77.98
11	27	2016	1	13	2,889	17.69	8	16,333	1,432	1,457	49.57	50.43
6	26	2016	1	11	2,881	17.64	9	16,333	799	2,082	27.73	72.27
7	17	2016	1	11	2,862	17.52	10	16,333	661	2,201	23.10	76.90
6	26	2016	1	14	2,834	17.35	11	16,333	990	1,844	34.93	65.07
9	5	2016	2	12	2,804	17.17	12	16,333	773	2,031	27.57	72.43
11	27	2016	1	14	2,791	17.09	13	16,333	1,432	1,359	51.31	48.69
7	17	2016	1	14	2,739	16.77	14	16,333	982	1,757	35.85	64.15
7	24	2016	1	13	2,703	16.55	15	16,333	1,011	1,692	37.40	62.60
9	5	2016	2	15	2,683	16.43	16	16,333	1,057	1,626	39.40	60.60

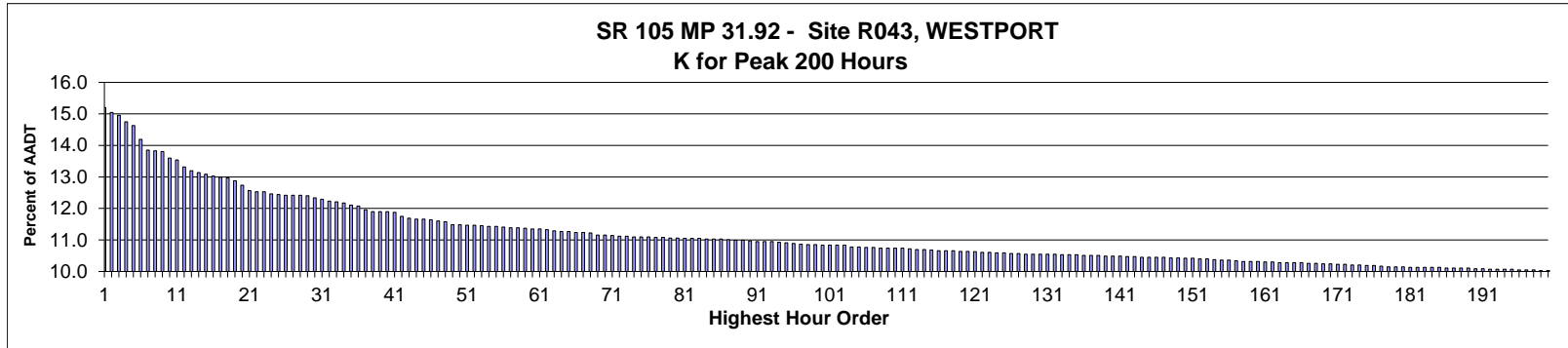
MO	DY	YR	DAY OF WK	HR	HR VOL	PERCENT OF AADT	HOUR NUMBER	AADT	EAST VOLUME	WEST VOLUME	PERCENT EAST IS OF TOTAL VOLUME	PERCENT WEST IS OF TOTAL VOLUME
6	26	2016	1	15	2,682	16.42	17	16,333	984	1,698	36.69	63.31
4	10	2016	1	16	2,664	16.31	18	16,333	1,081	1,583	40.58	59.42
9	5	2016	2	10	2,633	16.12	19	16,333	478	2,155	18.15	81.85
11	27	2016	1	15	2,631	16.11	20	16,333	1,414	1,217	53.74	46.26
7	24	2016	1	14	2,624	16.07	21	16,333	1,071	1,553	40.82	59.18
7	31	2016	1	13	2,614	16.00	22	16,333	1,089	1,525	41.66	58.34
7	31	2016	1	16	2,583	15.81	23	16,333	1,178	1,405	45.61	54.39
8	14	2016	1	13	2,562	15.69	24	16,333	1,033	1,529	40.32	59.68
8	7	2016	1	13	2,557	15.66	25	16,333	1,128	1,429	44.11	55.89
8	14	2016	1	14	2,553	15.63	26	16,333	1,142	1,411	44.73	55.27
7	31	2016	1	17	2,549	15.61	27	16,333	1,216	1,333	47.70	52.30
7	31	2016	1	14	2,539	15.55	28	16,333	996	1,543	39.23	60.77
7	24	2016	1	12	2,533	15.51	29	16,333	871	1,662	34.39	65.61
4	10	2016	1	17	2,532	15.50	30	16,333	1,118	1,414	44.15	55.85
6	26	2016	1	16	2,532	15.50	31	16,333	956	1,576	37.76	62.24
4	10	2016	1	15	2,529	15.48	32	16,333	1,032	1,497	40.81	59.19
8	7	2016	1	14	2,519	15.42	33	16,333	1,163	1,356	46.17	53.83
7	24	2016	1	15	2,509	15.36	34	16,333	1,053	1,456	41.97	58.03
11	27	2016	1	12	2,503	15.32	35	16,333	1,129	1,374	45.11	54.89
8	7	2016	1	15	2,499	15.30	36	16,333	1,236	1,263	49.46	50.54
7	17	2016	1	15	2,497	15.29	37	16,333	952	1,545	38.13	61.87
8	21	2016	1	13	2,438	14.93	38	16,333	970	1,468	39.79	60.21
11	27	2016	1	16	2,436	14.91	39	16,333	1,300	1,136	53.37	46.63
3	20	2016	1	16	2,432	14.89	40	16,333	1,176	1,256	48.36	51.64
11	26	2016	7	14	2,428	14.87	41	16,333	933	1,495	38.43	61.57
8	14	2016	1	12	2,425	14.85	42	16,333	969	1,456	39.96	60.04
11	23	2016	4	14	2,423	14.83	43	16,333	1,300	1,123	53.65	46.35
8	14	2016	1	15	2,422	14.83	44	16,333	1,112	1,310	45.91	54.09
8	21	2016	1	14	2,413	14.77	45	16,333	1,027	1,386	42.56	57.44
11	23	2016	4	16	2,397	14.68	46	16,333	1,404	993	58.57	41.43
5	30	2016	2	14	2,396	14.67	47	16,333	936	1,460	39.07	60.93
5	30	2016	2	13	2,382	14.58	48	16,333	858	1,524	36.02	63.98
8	21	2016	1	15	2,377	14.55	49	16,333	1,085	1,292	45.65	54.35
8	7	2016	1	16	2,373	14.53	50	16,333	1,111	1,262	46.82	53.18
3	20	2016	1	15	2,371	14.52	51	16,333	1,225	1,146	51.67	48.33
7	31	2016	1	12	2,369	14.50	52	16,333	993	1,376	41.92	58.08
7	24	2016	1	16	2,354	14.41	53	16,333	965	1,389	40.99	59.01
8	14	2016	1	16	2,352	14.40	54	16,333	981	1,371	41.71	58.29
9	5	2016	2	16	2,349	14.38	55	16,333	1,095	1,254	46.62	53.38
5	30	2016	2	12	2,344	14.35	56	16,333	779	1,565	33.23	66.77
6	26	2016	1	17	2,341	14.33	57	16,333	816	1,525	34.86	65.14
8	21	2016	1	16	2,338	14.31	58	16,333	1,035	1,303	44.27	55.73
7	17	2016	1	10	2,334	14.29	59	16,333	484	1,850	20.74	79.26
9	2	2016	6	16	2,327	14.25	60	16,333	1,261	1,066	54.19	45.81
5	30	2016	2	15	2,321	14.21	61	16,333	968	1,353	41.71	58.29
9	18	2016	1	13	2,313	14.16	62	16,333	794	1,519	34.33	65.67
7	17	2016	1	16	2,312	14.16	63	16,333	937	1,375	40.53	59.47
9	2	2016	6	18	2,308	14.13	64	16,333	1,335	973	57.84	42.16
3	20	2016	1	17	2,307	14.12	65	16,333	1,106	1,201	47.94	52.06
4	10	2016	1	14	2,302	14.09	66	16,333	947	1,355	41.14	58.86
7	10	2016	1	13	2,299	14.08	67	16,333	872	1,427	37.93	62.07



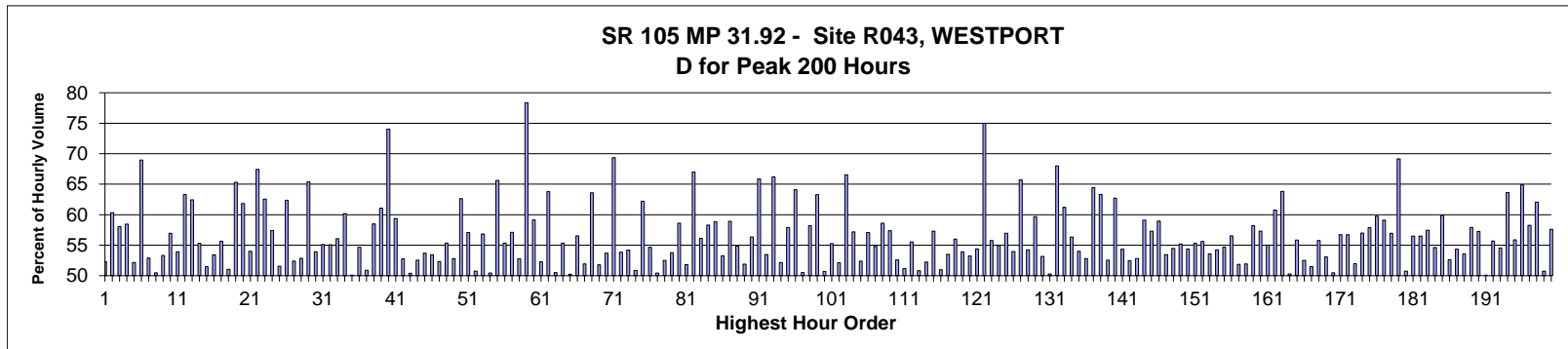
MO	DY	YR	DAY OF WK	HR	HR VOL	PERCENT OF AADT	HOUR NUMBER	AADT	EAST VOLUME	WEST VOLUME	PERCENT IS OF TOTAL VOLUME	PERCENT WEST IS OF TOTAL VOLUME
8	7	2016	1	17	2,296	14.06	68	16,333	976	1,320	42.51	57.49
6	19	2016	1	14	2,293	14.04	69	16,333	965	1,328	42.08	57.92
5	8	2016	1	16	2,289	14.01	70	16,333	722	1,567	31.54	68.46
9	2	2016	6	17	2,284	13.98	71	16,333	1,309	975	57.31	42.69
7	31	2016	1	15	2,280	13.96	72	16,333	870	1,410	38.16	61.84
8	14	2016	1	17	2,276	13.93	73	16,333	913	1,363	40.11	59.89
8	7	2016	1	12	2,271	13.90	74	16,333	970	1,301	42.71	57.29
11	23	2016	4	13	2,269	13.89	75	16,333	1,133	1,136	49.93	50.07
11	23	2016	4	15	2,267	13.88	76	16,333	1,286	981	56.73	43.27
7	10	2016	1	14	2,262	13.85	77	16,333	761	1,501	33.64	66.36
7	24	2016	1	17	2,258	13.82	78	16,333	938	1,320	41.54	58.46
7	5	2016	3	14	2,256	13.81	79	16,333	892	1,364	39.54	60.46
5	6	2016	6	16	2,252	13.79	80	16,333	1,305	947	57.95	42.05
8	28	2016	1	15	2,236	13.69	81	16,333	855	1,381	38.24	61.76
8	21	2016	1	12	2,234	13.68	82	16,333	921	1,313	41.23	58.77
5	8	2016	1	17	2,231	13.66	83	16,333	762	1,469	34.16	65.84
9	3	2016	7	12	2,231	13.66	84	16,333	1,242	989	55.67	44.33
6	19	2016	1	15	2,230	13.65	85	16,333	1,004	1,226	45.02	54.98
9	18	2016	1	12	2,230	13.65	86	16,333	693	1,537	31.08	68.92
11	26	2016	7	13	2,229	13.65	87	16,333	832	1,397	37.33	62.67
9	2	2016	6	19	2,228	13.64	88	16,333	1,329	899	59.65	40.35
7	24	2016	1	11	2,226	13.63	89	16,333	670	1,556	30.10	69.90
7	29	2016	6	13	2,226	13.63	90	16,333	1,190	1,036	53.46	46.54
12	26	2016	2	13	2,220	13.59	91	16,333	1,015	1,205	45.72	54.28
6	19	2016	1	16	2,214	13.56	92	16,333	1,012	1,202	45.71	54.29
8	1	2016	2	10	2,214	13.56	93	16,333	632	1,582	28.55	71.45
8	21	2016	1	17	2,211	13.54	94	16,333	1,010	1,201	45.68	54.32
10	2	2016	1	16	2,211	13.54	95	16,333	863	1,348	39.03	60.97
5	6	2016	6	14	2,209	13.52	96	16,333	1,383	826	62.61	37.39
8	19	2016	6	13	2,205	13.50	97	16,333	1,105	1,100	50.11	49.89
10	2	2016	1	15	2,199	13.46	98	16,333	792	1,407	36.02	63.98
10	2	2016	1	17	2,195	13.44	99	16,333	851	1,344	38.77	61.23
9	18	2016	1	16	2,192	13.42	100	16,333	891	1,301	40.65	59.35
5	6	2016	6	15	2,191	13.41	101	16,333	1,366	825	62.35	37.65
5	30	2016	2	16	2,191	13.41	102	16,333	945	1,246	43.13	56.87
6	26	2016	1	18	2,190	13.41	103	16,333	785	1,405	35.84	64.16
11	23	2016	4	12	2,190	13.41	104	16,333	1,053	1,137	48.08	51.92
11	13	2016	1	15	2,189	13.40	105	16,333	884	1,305	40.38	59.62
8	28	2016	1	16	2,188	13.40	106	16,333	857	1,331	39.17	60.83
10	9	2016	1	15	2,183	13.37	107	16,333	773	1,410	35.41	64.59
8	14	2016	1	18	2,179	13.34	108	16,333	880	1,299	40.39	59.61
7	5	2016	3	13	2,173	13.30	109	16,333	866	1,307	39.85	60.15
4	10	2016	1	13	2,170	13.29	110	16,333	869	1,301	40.05	59.95
9	2	2016	6	13	2,170	13.29	111	16,333	1,190	980	54.84	45.16
6	24	2016	6	12	2,165	13.26	112	16,333	1,201	964	55.47	44.53
7	29	2016	6	14	2,157	13.21	113	16,333	1,216	941	56.37	43.63
8	7	2016	1	18	2,156	13.20	114	16,333	907	1,249	42.07	57.93
7	2	2016	7	12	2,155	13.19	115	16,333	1,261	894	58.52	41.48
6	19	2016	1	17	2,153	13.18	116	16,333	932	1,221	43.29	56.71
6	26	2016	1	10	2,153	13.18	117	16,333	591	1,562	27.45	72.55
9	2	2016	6	15	2,149	13.16	118	16,333	1,256	893	58.45	41.55

MO	DY	YR	DAY OF WK	HR	HR VOL	PERCENT OF AADT	HOUR NUMBER	AADT	EAST VOLUME	WEST VOLUME	PERCENT EAST IS OF TOTAL VOLUME	PERCENT WEST IS OF TOTAL VOLUME
6	24	2016	6	14	2,147	13.15	119	16,333	1,199	948	55.85	44.15
4	3	2016	1	16	2,146	13.14	120	16,333	908	1,238	42.31	57.69
11	6	2016	1	17	2,146	13.14	121	16,333	803	1,343	37.42	62.58
11	26	2016	7	15	2,143	13.12	122	16,333	855	1,288	39.90	60.10
6	24	2016	6	13	2,142	13.11	123	16,333	1,204	938	56.21	43.79
7	5	2016	3	15	2,135	13.07	124	16,333	874	1,261	40.94	59.06
11	6	2016	1	16	2,135	13.07	125	16,333	728	1,407	34.10	65.90
12	26	2016	2	14	2,135	13.07	126	16,333	1,016	1,119	47.59	52.41
8	12	2016	6	15	2,134	13.07	127	16,333	1,161	973	54.40	45.60
8	28	2016	1	17	2,133	13.06	128	16,333	808	1,325	37.88	62.12
8	5	2016	6	14	2,132	13.05	129	16,333	1,179	953	55.30	44.70
10	9	2016	1	16	2,131	13.05	130	16,333	776	1,355	36.41	63.59
5	27	2016	6	15	2,127	13.02	131	16,333	1,260	867	59.24	40.76
8	1	2016	2	11	2,127	13.02	132	16,333	711	1,416	33.43	66.57
11	13	2016	1	16	2,127	13.02	133	16,333	904	1,223	42.50	57.50
11	23	2016	4	17	2,126	13.02	134	16,333	1,238	888	58.23	41.77
5	27	2016	6	16	2,125	13.01	135	16,333	1,282	843	60.33	39.67
8	5	2016	6	16	2,121	12.99	136	16,333	1,221	900	57.57	42.43
9	4	2016	1	14	2,120	12.98	137	16,333	911	1,209	42.97	57.03
9	4	2016	1	15	2,118	12.97	138	16,333	1,007	1,111	47.54	52.46
7	2	2016	7	13	2,117	12.96	139	16,333	1,231	886	58.15	41.85
9	2	2016	6	14	2,108	12.91	140	16,333	1,167	941	55.36	44.64
5	1	2016	1	17	2,107	12.90	141	16,333	781	1,326	37.07	62.93
8	19	2016	6	14	2,107	12.90	142	16,333	1,137	970	53.96	46.04
5	8	2016	1	14	2,106	12.89	143	16,333	674	1,432	32.00	68.00
5	8	2016	1	15	2,106	12.89	144	16,333	686	1,420	32.57	67.43
8	19	2016	6	16	2,106	12.89	145	16,333	1,217	889	57.79	42.21
9	5	2016	2	17	2,104	12.88	146	16,333	984	1,120	46.77	53.23
8	5	2016	6	15	2,102	12.87	147	16,333	1,173	929	55.80	44.20
8	5	2016	6	12	2,101	12.86	148	16,333	1,111	990	52.88	47.12
6	17	2016	6	14	2,099	12.85	149	16,333	1,167	932	55.60	44.40
7	17	2016	1	17	2,099	12.85	150	16,333	913	1,186	43.50	56.50
7	29	2016	6	15	2,099	12.85	151	16,333	1,163	936	55.41	44.59
8	12	2016	6	16	2,096	12.83	152	16,333	1,130	966	53.91	46.09
5	27	2016	6	17	2,094	12.82	153	16,333	1,262	832	60.27	39.73
7	1	2016	6	14	2,094	12.82	154	16,333	1,202	892	57.40	42.60
9	18	2016	1	15	2,094	12.82	155	16,333	815	1,279	38.92	61.08
5	27	2016	6	14	2,093	12.81	156	16,333	1,227	866	58.62	41.38
4	3	2016	1	17	2,092	12.81	157	16,333	957	1,135	45.75	54.25
10	23	2016	1	15	2,091	12.80	158	16,333	862	1,229	41.22	58.78
8	5	2016	6	13	2,090	12.80	159	16,333	1,131	959	54.11	45.89
8	6	2016	7	12	2,090	12.80	160	16,333	1,111	979	53.16	46.84
7	31	2016	1	18	2,088	12.78	161	16,333	896	1,192	42.91	57.09
11	6	2016	1	15	2,084	12.76	162	16,333	693	1,391	33.25	66.75
8	19	2016	6	12	2,083	12.75	163	16,333	1,016	1,067	48.78	51.22
9	18	2016	1	11	2,083	12.75	164	16,333	625	1,458	30.00	70.00
5	15	2016	1	15	2,082	12.75	165	16,333	886	1,196	42.56	57.44
9	4	2016	1	13	2,081	12.74	166	16,333	849	1,232	40.80	59.20
4	8	2016	6	13	2,078	12.72	167	16,333	1,202	876	57.84	42.16
8	19	2016	6	15	2,078	12.72	168	16,333	1,111	967	53.46	46.54
3	20	2016	1	14	2,077	12.72	169	16,333	1,100	977	52.96	47.04

MO	DY	YR	DAY OF WK	HR	HR VOL	PERCENT OF AADT	HOUR NUMBER	AADT	EAST VOLUME	WEST VOLUME	PERCENT EAST IS OF TOTAL VOLUME	PERCENT WEST IS OF TOTAL VOLUME
6	12	2016	1	16	2,077	12.72	170	16,333	863	1,214	41.55	58.45
8	21	2016	1	18	2,075	12.70	171	16,333	915	1,160	44.10	55.90
9	18	2016	1	14	2,075	12.70	172	16,333	771	1,304	37.16	62.84
9	4	2016	1	16	2,074	12.70	173	16,333	1,026	1,048	49.47	50.53
7	1	2016	6	15	2,070	12.67	174	16,333	1,223	847	59.08	40.92
7	29	2016	6	16	2,070	12.67	175	16,333	1,190	880	57.49	42.51
5	6	2016	6	17	2,068	12.66	176	16,333	1,213	855	58.66	41.34
7	1	2016	6	13	2,068	12.66	177	16,333	1,178	890	56.96	43.04
9	16	2016	6	17	2,067	12.66	178	16,333	1,196	871	57.86	42.14
6	17	2016	6	16	2,064	12.64	179	16,333	1,143	921	55.38	44.62
6	12	2016	1	15	2,062	12.62	180	16,333	787	1,275	38.17	61.83
6	17	2016	6	13	2,062	12.62	181	16,333	1,093	969	53.01	46.99
8	19	2016	6	17	2,057	12.59	182	16,333	1,171	886	56.93	43.07
7	1	2016	6	12	2,055	12.58	183	16,333	1,190	865	57.91	42.09
8	28	2016	1	14	2,053	12.57	184	16,333	866	1,187	42.18	57.82
5	30	2016	2	11	2,051	12.56	185	16,333	569	1,482	27.74	72.26
6	24	2016	6	15	2,051	12.56	186	16,333	1,176	875	57.34	42.66
5	15	2016	1	16	2,050	12.55	187	16,333	881	1,169	42.98	57.02
6	19	2016	1	13	2,050	12.55	188	16,333	940	1,110	45.85	54.15
11	26	2016	7	12	2,049	12.55	189	16,333	779	1,270	38.02	61.98
9	3	2016	7	11	2,048	12.54	190	16,333	1,197	851	58.45	41.55
4	24	2016	1	15	2,047	12.53	191	16,333	805	1,242	39.33	60.67
4	10	2016	1	18	2,046	12.53	192	16,333	888	1,158	43.40	56.60
8	28	2016	1	13	2,042	12.50	193	16,333	806	1,236	39.47	60.53
8	12	2016	6	12	2,040	12.49	194	16,333	1,019	1,021	49.95	50.05
9	16	2016	6	15	2,038	12.48	195	16,333	1,132	906	55.54	44.46
9	16	2016	6	14	2,037	12.47	196	16,333	1,145	892	56.21	43.79
4	24	2016	1	16	2,035	12.46	197	16,333	745	1,290	36.61	63.39
8	1	2016	2	12	2,031	12.43	198	16,333	852	1,179	41.95	58.05
5	1	2016	1	16	2,030	12.43	199	16,333	838	1,192	41.28	58.72
6	12	2016	1	13	2,030	12.43	200	16,333	799	1,231	39.36	60.64



AADT= 5,242      K 30 FACTOR= 12.34      K 100 FACTOR= 10.84      K 200 FACTOR= 10.03      D 30 FACTOR= 53.94



MO	DY	YR	DAY OF WK	HR	HR VOL	PERCENT OF AADT	HOUR NUMBER	AADT	NORTH VOLUME	SOUTH VOLUME	PERCENT NORTH IS OF TOTAL VOLUME	PERCENT SOUTH IS OF TOTAL VOLUME
8	20	2016	7	15	797	15.20	1	5,242	380	417	47.68	52.32
8	20	2016	7	17	789	15.05	2	5,242	476	313	60.33	39.67
8	20	2016	7	14	784	14.96	3	5,242	329	455	41.96	58.04
8	20	2016	7	13	773	14.75	4	5,242	321	452	41.53	58.47
6	26	2016	1	14	767	14.63	5	5,242	400	367	52.15	47.85
8	20	2016	7	18	744	14.19	6	5,242	513	231	68.95	31.05
8	20	2016	7	16	726	13.85	7	5,242	384	342	52.89	47.11
6	26	2016	1	13	725	13.83	8	5,242	366	359	50.48	49.52
8	12	2016	6	17	724	13.81	9	5,242	386	338	53.31	46.69
6	25	2016	7	16	713	13.60	10	5,242	406	307	56.94	43.06
6	25	2016	7	14	710	13.54	11	5,242	327	383	46.06	53.94
8	13	2016	7	17	698	13.32	12	5,242	442	256	63.32	36.68
8	19	2016	6	14	692	13.20	13	5,242	260	432	37.57	62.43
8	13	2016	7	16	689	13.14	14	5,242	381	308	55.30	44.70
6	26	2016	1	12	686	13.09	15	5,242	353	333	51.46	48.54
7	24	2016	1	13	683	13.03	16	5,242	365	318	53.44	46.56

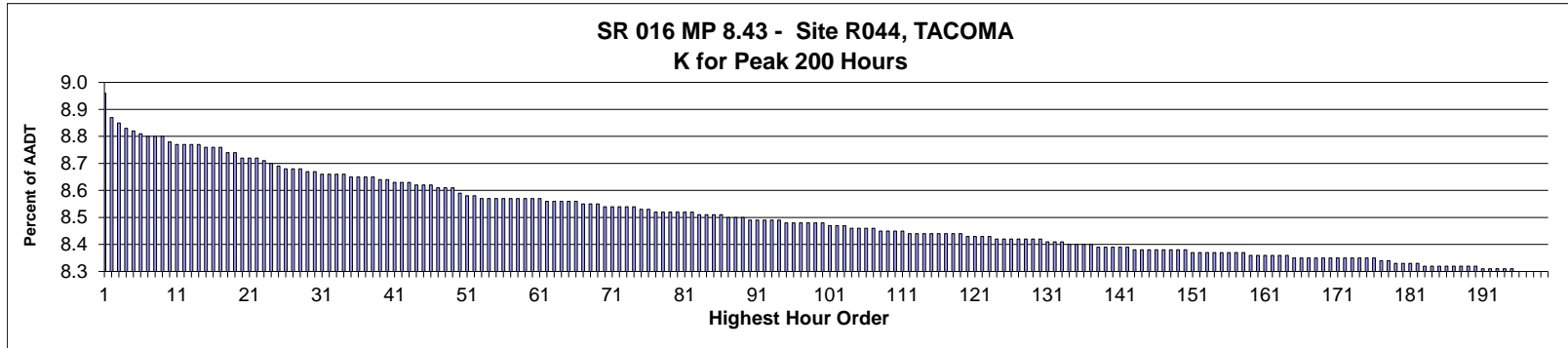
MO	DY	YR	DAY OF WK	HR	HR VOL	PERCENT OF AADT	HOUR NUMBER	AADT	NORTH VOLUME	SOUTH VOLUME	PERCENT NORTH IS OF TOTAL VOLUME	PERCENT SOUTH IS OF TOTAL VOLUME
8	18	2016	5	17	681	12.99	17	5,242	379	302	55.65	44.35
8	19	2016	6	17	680	12.97	18	5,242	347	333	51.03	48.97
6	25	2016	7	13	675	12.88	19	5,242	234	441	34.67	65.33
6	25	2016	7	17	668	12.74	20	5,242	413	255	61.83	38.17
6	25	2016	7	15	659	12.57	21	5,242	303	356	45.98	54.02
6	26	2016	1	16	657	12.53	22	5,242	443	214	67.43	32.57
8	20	2016	7	12	657	12.53	23	5,242	246	411	37.44	62.56
8	26	2016	6	15	653	12.46	24	5,242	278	375	42.57	57.43
7	15	2016	6	16	652	12.44	25	5,242	336	316	51.53	48.47
7	23	2016	7	17	651	12.42	26	5,242	406	245	62.37	37.63
8	5	2016	6	16	651	12.42	27	5,242	310	341	47.62	52.38
8	19	2016	6	18	651	12.42	28	5,242	307	344	47.16	52.84
7	24	2016	1	17	650	12.40	29	5,242	425	225	65.38	34.62
8	19	2016	6	16	647	12.34	30	5,242	298	349	46.06	53.94
6	26	2016	1	15	644	12.29	31	5,242	355	289	55.12	44.88
9	2	2016	6	16	641	12.23	32	5,242	288	353	44.93	55.07
8	19	2016	6	15	640	12.21	33	5,242	281	359	43.91	56.09
7	24	2016	1	16	638	12.17	34	5,242	384	254	60.19	39.81
8	26	2016	6	16	635	12.11	35	5,242	318	317	50.08	49.92
9	3	2016	7	15	633	12.08	36	5,242	287	346	45.34	54.66
8	26	2016	6	17	627	11.96	37	5,242	319	308	50.88	49.12
8	19	2016	6	13	624	11.90	38	5,242	259	365	41.51	58.49
9	3	2016	7	14	624	11.90	39	5,242	243	381	38.94	61.06
11	26	2016	7	15	624	11.90	40	5,242	162	462	25.96	74.04
6	4	2016	7	17	623	11.88	41	5,242	370	253	59.39	40.61
8	4	2016	5	17	616	11.75	42	5,242	325	291	52.76	47.24
7	29	2016	6	16	613	11.69	43	5,242	304	309	49.59	50.41
7	22	2016	6	17	611	11.66	44	5,242	290	321	47.46	52.54
8	25	2016	5	16	611	11.66	45	5,242	328	283	53.68	46.32
8	27	2016	7	13	610	11.64	46	5,242	326	284	53.44	46.56
8	14	2016	1	15	608	11.60	47	5,242	290	318	47.70	52.30
6	5	2016	1	14	607	11.58	48	5,242	271	336	44.65	55.35
7	29	2016	6	17	602	11.48	49	5,242	318	284	52.82	47.18
8	14	2016	1	17	602	11.48	50	5,242	377	225	62.62	37.38
8	12	2016	6	15	601	11.47	51	5,242	258	343	42.93	57.07
9	3	2016	7	16	601	11.47	52	5,242	305	296	50.75	49.25
8	27	2016	7	15	600	11.45	53	5,242	259	341	43.17	56.83
6	5	2016	1	15	599	11.43	54	5,242	302	297	50.42	49.58
8	14	2016	1	12	599	11.43	55	5,242	393	206	65.61	34.39
8	6	2016	7	17	598	11.41	56	5,242	331	267	55.35	44.65
6	5	2016	1	16	597	11.39	57	5,242	341	256	57.12	42.88
8	13	2016	7	15	597	11.39	58	5,242	282	315	47.24	52.76
11	26	2016	7	18	596	11.37	59	5,242	467	129	78.36	21.64
7	29	2016	6	15	595	11.35	60	5,242	243	352	40.84	59.16
9	9	2016	6	16	595	11.35	61	5,242	311	284	52.27	47.73
8	21	2016	1	12	594	11.33	62	5,242	379	215	63.80	36.20
9	16	2016	6	16	592	11.29	63	5,242	293	299	49.49	50.51
7	24	2016	1	12	591	11.27	64	5,242	327	264	55.33	44.67
8	5	2016	6	17	591	11.27	65	5,242	297	294	50.25	49.75
8	4	2016	5	16	589	11.24	66	5,242	333	256	56.54	43.46
8	18	2016	5	16	589	11.24	67	5,242	306	283	51.95	48.05

MO	DY	YR	DAY OF WK	HR	HR VOL	PERCENT OF AADT	HOUR NUMBER	AADT	NORTH VOLUME	SOUTH VOLUME	PERCENT NORTH IS OF TOTAL VOLUME	PERCENT SOUTH IS OF TOTAL VOLUME
8	13	2016	7	18	588	11.22	68	5,242	374	214	63.61	36.39
8	12	2016	6	13	585	11.16	69	5,242	282	303	48.21	51.79
8	26	2016	6	13	585	11.16	70	5,242	271	314	46.32	53.68
8	21	2016	1	11	584	11.14	71	5,242	405	179	69.35	30.65
8	12	2016	6	14	583	11.12	72	5,242	269	314	46.14	53.86
8	14	2016	1	14	583	11.12	73	5,242	316	267	54.20	45.80
8	12	2016	6	16	582	11.10	74	5,242	296	286	50.86	49.14
8	13	2016	7	13	582	11.10	75	5,242	220	362	37.80	62.20
8	25	2016	5	15	582	11.10	76	5,242	264	318	45.36	54.64
5	13	2016	6	16	581	11.08	77	5,242	293	288	50.43	49.57
8	17	2016	4	16	581	11.08	78	5,242	305	276	52.50	47.50
7	24	2016	1	14	580	11.06	79	5,242	312	268	53.79	46.21
9	4	2016	1	16	580	11.06	80	5,242	340	240	58.62	41.38
4	1	2016	6	16	579	11.05	81	5,242	300	279	51.81	48.19
7	31	2016	1	12	579	11.05	82	5,242	388	191	67.01	32.99
8	11	2016	5	17	579	11.05	83	5,242	325	254	56.13	43.87
8	13	2016	7	14	578	11.03	84	5,242	241	337	41.70	58.30
8	14	2016	1	13	578	11.03	85	5,242	340	238	58.82	41.18
9	4	2016	1	13	578	11.03	86	5,242	270	308	46.71	53.29
6	5	2016	1	13	577	11.01	87	5,242	237	340	41.07	58.93
7	24	2016	1	15	576	10.99	88	5,242	316	260	54.86	45.14
9	4	2016	1	14	576	10.99	89	5,242	277	299	48.09	51.91
7	13	2016	4	16	575	10.97	90	5,242	324	251	56.35	43.65
6	25	2016	7	12	574	10.95	91	5,242	196	378	34.15	65.85
8	10	2016	4	16	574	10.95	92	5,242	307	267	53.48	46.52
9	3	2016	7	13	574	10.95	93	5,242	194	380	33.80	66.20
5	27	2016	6	16	573	10.93	94	5,242	299	274	52.18	47.82
7	31	2016	1	13	572	10.91	95	5,242	331	241	57.87	42.13
11	26	2016	7	16	571	10.89	96	5,242	205	366	35.90	64.10
8	16	2016	3	16	570	10.87	97	5,242	288	282	50.53	49.47
8	21	2016	1	14	569	10.85	98	5,242	331	238	58.17	41.83
9	5	2016	2	12	569	10.85	99	5,242	360	209	63.27	36.73
7	23	2016	7	16	568	10.84	100	5,242	288	280	50.70	49.30
7	27	2016	4	17	568	10.84	101	5,242	314	254	55.28	44.72
8	10	2016	4	17	568	10.84	102	5,242	296	272	52.11	47.89
9	5	2016	2	13	568	10.84	103	5,242	378	190	66.55	33.45
8	5	2016	6	13	565	10.78	104	5,242	242	323	42.83	57.17
9	3	2016	7	17	565	10.78	105	5,242	296	269	52.39	47.61
6	3	2016	6	16	564	10.76	106	5,242	322	242	57.09	42.91
7	7	2016	5	16	564	10.76	107	5,242	309	255	54.79	45.21
4	7	2016	5	16	563	10.74	108	5,242	330	233	58.61	41.39
6	26	2016	1	11	563	10.74	109	5,242	323	240	57.37	42.63
8	1	2016	2	16	563	10.74	110	5,242	296	267	52.58	47.42
8	11	2016	5	16	563	10.74	111	5,242	275	288	48.85	51.15
7	23	2016	7	15	562	10.72	112	5,242	250	312	44.48	55.52
8	12	2016	6	18	561	10.70	113	5,242	285	276	50.80	49.20
8	24	2016	4	16	561	10.70	114	5,242	293	268	52.23	47.77
4	7	2016	5	17	560	10.68	115	5,242	321	239	57.32	42.68
6	17	2016	6	17	559	10.66	116	5,242	285	274	50.98	49.02
7	15	2016	6	17	559	10.66	117	5,242	299	260	53.49	46.51
8	13	2016	7	12	559	10.66	118	5,242	246	313	44.01	55.99

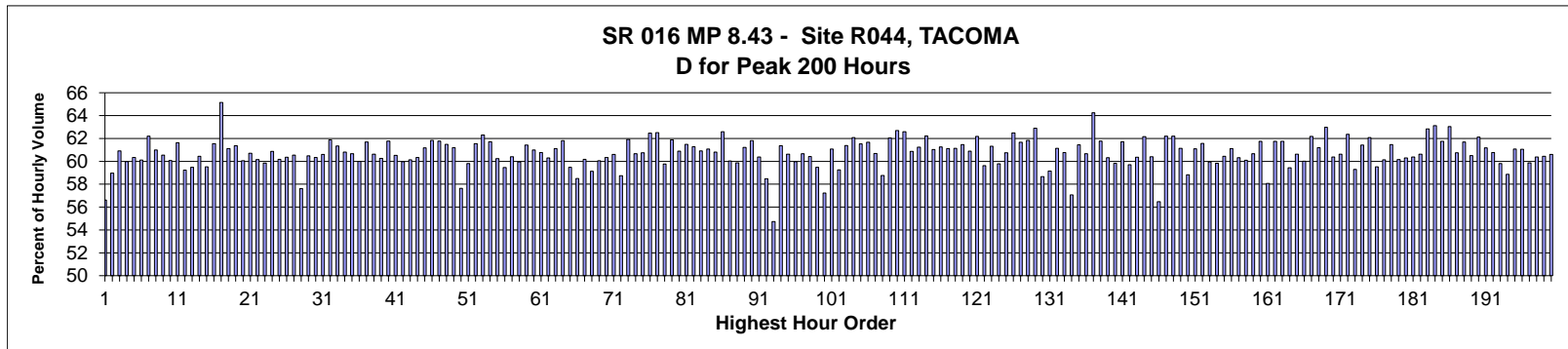
MO	DY	YR	DAY OF WK	HR	HR VOL	PERCENT OF AADT	HOUR NUMBER	AADT	NORTH VOLUME	SOUTH VOLUME	PERCENT NORTH IS OF TOTAL VOLUME	PERCENT SOUTH IS OF TOTAL VOLUME
7	29	2016	6	18	558	10.64	119	5,242	257	301	46.06	53.94
8	19	2016	6	19	558	10.64	120	5,242	261	297	46.77	53.23
6	17	2016	6	16	557	10.63	121	5,242	303	254	54.40	45.60
6	26	2016	1	17	556	10.61	122	5,242	417	139	75.00	25.00
8	19	2016	6	12	556	10.61	123	5,242	246	310	44.24	55.76
7	7	2016	5	17	555	10.59	124	5,242	305	250	54.95	45.05
7	30	2016	7	12	555	10.59	125	5,242	239	316	43.06	56.94
7	29	2016	6	13	554	10.57	126	5,242	255	299	46.03	53.97
9	3	2016	7	12	554	10.57	127	5,242	190	364	34.30	65.70
7	21	2016	5	16	553	10.55	128	5,242	300	253	54.25	45.75
7	23	2016	7	13	553	10.55	129	5,242	223	330	40.33	59.67
8	5	2016	6	18	553	10.55	130	5,242	259	294	46.84	53.16
9	4	2016	1	15	553	10.55	131	5,242	278	275	50.27	49.73
9	5	2016	2	11	553	10.55	132	5,242	376	177	67.99	32.01
7	28	2016	5	16	552	10.53	133	5,242	338	214	61.23	38.77
8	24	2016	4	17	552	10.53	134	5,242	311	241	56.34	43.66
8	26	2016	6	12	552	10.53	135	5,242	254	298	46.01	53.99
7	16	2016	7	17	551	10.51	136	5,242	291	260	52.81	47.19
8	20	2016	7	19	551	10.51	137	5,242	355	196	64.43	35.57
9	4	2016	1	17	551	10.51	138	5,242	349	202	63.34	36.66
6	4	2016	7	15	550	10.49	139	5,242	261	289	47.45	52.55
6	25	2016	7	18	550	10.49	140	5,242	345	205	62.73	37.27
9	2	2016	6	17	550	10.49	141	5,242	251	299	45.64	54.36
7	16	2016	7	16	549	10.47	142	5,242	261	288	47.54	52.46
8	3	2016	4	16	549	10.47	143	5,242	290	259	52.82	47.18
5	7	2016	7	16	548	10.45	144	5,242	324	224	59.12	40.88
8	5	2016	6	15	548	10.45	145	5,242	234	314	42.70	57.30
8	14	2016	1	16	548	10.45	146	5,242	323	225	58.94	41.06
9	10	2016	7	15	548	10.45	147	5,242	293	255	53.47	46.53
5	6	2016	6	17	547	10.43	148	5,242	298	249	54.48	45.52
9	9	2016	6	17	547	10.43	149	5,242	302	245	55.21	44.79
7	14	2016	5	16	546	10.42	150	5,242	297	249	54.40	45.60
8	9	2016	3	17	546	10.42	151	5,242	302	244	55.31	44.69
5	7	2016	7	17	545	10.40	152	5,242	303	242	55.60	44.40
7	28	2016	5	15	545	10.40	153	5,242	253	292	46.42	53.58
7	8	2016	6	17	544	10.38	154	5,242	295	249	54.23	45.77
7	17	2016	1	14	543	10.36	155	5,242	297	246	54.70	45.30
8	25	2016	5	17	543	10.36	156	5,242	307	236	56.54	43.46
7	8	2016	6	16	542	10.34	157	5,242	261	281	48.15	51.85
3	17	2016	5	16	541	10.32	158	5,242	281	260	51.94	48.06
5	30	2016	2	13	541	10.32	159	5,242	315	226	58.23	41.77
8	16	2016	3	17	541	10.32	160	5,242	310	231	57.30	42.70
7	20	2016	4	16	540	10.30	161	5,242	297	243	55.00	45.00
9	10	2016	7	13	540	10.30	162	5,242	212	328	39.26	60.74
5	30	2016	2	12	539	10.28	163	5,242	344	195	63.82	36.18
6	24	2016	6	17	539	10.28	164	5,242	268	271	49.72	50.28
8	3	2016	4	17	539	10.28	165	5,242	301	238	55.84	44.16
8	18	2016	5	15	539	10.28	166	5,242	256	283	47.50	52.50
6	4	2016	7	16	538	10.26	167	5,242	277	261	51.49	48.51
7	15	2016	6	15	538	10.26	168	5,242	238	300	44.24	55.76
6	5	2016	1	12	537	10.24	169	5,242	252	285	46.93	53.07

MO	DY	YR	DAY OF WK	HR	HR VOL	PERCENT OF AADT	HOUR NUMBER	AADT	NORTH VOLUME	SOUTH VOLUME	PERCENT NORTH IS OF TOTAL VOLUME	PERCENT SOUTH IS OF TOTAL VOLUME
7	16	2016	7	15	537	10.24	170	5,242	271	266	50.47	49.53
9	9	2016	6	15	536	10.23	171	5,242	232	304	43.28	56.72
9	16	2016	6	17	536	10.23	172	5,242	304	232	56.72	43.28
5	6	2016	6	16	535	10.21	173	5,242	278	257	51.96	48.04
9	13	2016	3	16	535	10.21	174	5,242	305	230	57.01	42.99
7	23	2016	7	14	534	10.19	175	5,242	225	309	42.13	57.87
8	21	2016	1	13	534	10.19	176	5,242	319	215	59.74	40.26
7	30	2016	7	13	533	10.17	177	5,242	218	315	40.90	59.10
4	8	2016	6	16	532	10.15	178	5,242	303	229	56.95	43.05
8	14	2016	1	11	532	10.15	179	5,242	368	164	69.17	30.83
9	12	2016	2	17	532	10.15	180	5,242	270	262	50.75	49.25
1	29	2016	6	16	531	10.13	181	5,242	300	231	56.50	43.50
4	7	2016	5	14	531	10.13	182	5,242	231	300	43.50	56.50
5	28	2016	7	16	531	10.13	183	5,242	226	305	42.56	57.44
7	31	2016	1	14	531	10.13	184	5,242	290	241	54.61	45.39
8	5	2016	6	14	531	10.13	185	5,242	213	318	40.11	59.89
2	12	2016	6	16	530	10.11	186	5,242	279	251	52.64	47.36
7	27	2016	4	16	530	10.11	187	5,242	288	242	54.34	45.66
7	30	2016	7	17	530	10.11	188	5,242	284	246	53.58	46.42
11	4	2016	6	16	530	10.11	189	5,242	307	223	57.92	42.08
8	15	2016	2	17	529	10.09	190	5,242	303	226	57.28	42.72
9	23	2016	6	17	529	10.09	191	5,242	264	265	49.91	50.09
6	19	2016	1	14	528	10.07	192	5,242	294	234	55.68	44.32
7	17	2016	1	13	528	10.07	193	5,242	288	240	54.55	45.45
9	5	2016	2	14	528	10.07	194	5,242	336	192	63.64	36.36
9	10	2016	7	16	528	10.07	195	5,242	295	233	55.87	44.13
6	4	2016	7	13	527	10.05	196	5,242	185	342	35.10	64.90
7	21	2016	5	17	527	10.05	197	5,242	307	220	58.25	41.75
8	20	2016	7	11	527	10.05	198	5,242	200	327	37.95	62.05
4	15	2016	6	16	526	10.03	199	5,242	267	259	50.76	49.24
7	29	2016	6	14	526	10.03	200	5,242	223	303	42.40	57.60





AADT= 83,376      K 30 FACTOR= 8.67      K 100 FACTOR= 8.48      K 200 FACTOR= 8.30      D 30 FACTOR= 60.34



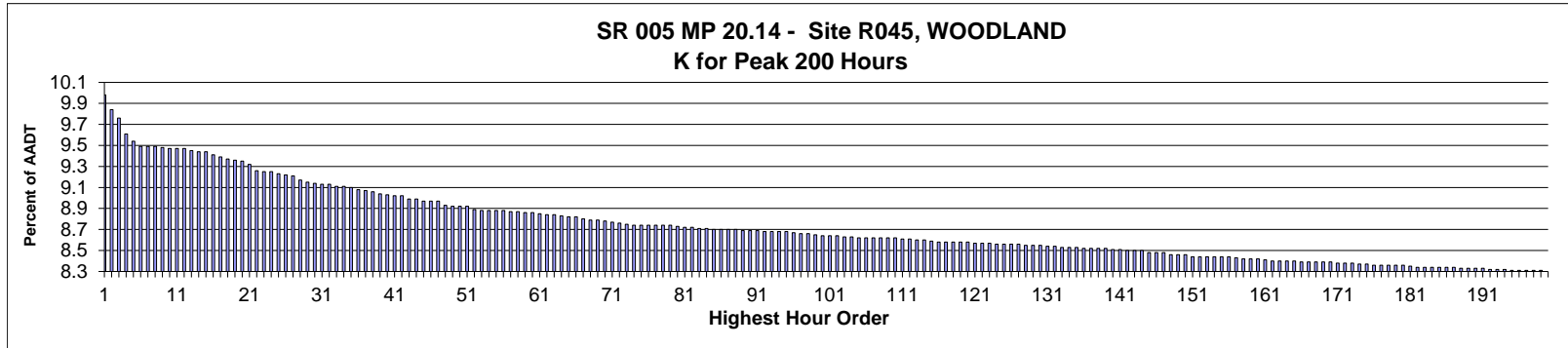
MO	DY	YR	DAY OF WK	HR	HR VOL	PERCENT OF AADT	HOUR NUMBER	AADT	EAST VOLUME	WEST VOLUME	PERCENT IS OF TOTAL VOLUME	PERCENT IS OF TOTAL VOLUME
6	14	2016	3	18	7,472	8.96	1	83,376	3,242	4,230	43.39	56.61
5	20	2016	6	17	7,393	8.87	2	83,376	3,033	4,360	41.03	58.97
5	6	2016	6	17	7,380	8.85	3	83,376	2,884	4,496	39.08	60.92
7	15	2016	6	17	7,359	8.83	4	83,376	2,945	4,414	40.02	59.98
6	3	2016	6	17	7,355	8.82	5	83,376	2,917	4,438	39.66	60.34
6	16	2016	5	18	7,342	8.81	6	83,376	2,929	4,413	39.89	60.11
7	21	2016	5	18	7,341	8.80	7	83,376	2,774	4,567	37.79	62.21
11	18	2016	6	17	7,341	8.80	8	83,376	2,863	4,478	39.00	61.00
8	17	2016	4	17	7,337	8.80	9	83,376	2,895	4,442	39.46	60.54
6	30	2016	5	18	7,322	8.78	10	83,376	2,923	4,399	39.92	60.08
10	7	2016	6	17	7,316	8.77	11	83,376	2,808	4,508	38.38	61.62
6	30	2016	5	17	7,313	8.77	12	83,376	2,981	4,332	40.76	59.24
7	21	2016	5	17	7,312	8.77	13	83,376	2,962	4,350	40.51	59.49
5	13	2016	6	17	7,310	8.77	14	83,376	2,891	4,419	39.55	60.45
9	16	2016	6	17	7,304	8.76	15	83,376	2,957	4,347	40.48	59.52
10	12	2016	4	17	7,303	8.76	16	83,376	2,808	4,495	38.45	61.55

MO	DY	YR	DAY OF WK	HR	HR VOL	PERCENT OF AADT	HOUR NUMBER	AADT	EAST VOLUME	WEST VOLUME	PERCENT IS OF TOTAL VOLUME	PERCENT WEST IS OF TOTAL VOLUME
3	16	2016	4	18	7,300	8.76	17	83,376	2,545	4,755	34.86	65.14
8	4	2016	5	18	7,289	8.74	18	83,376	2,835	4,454	38.89	61.11
11	29	2016	3	17	7,285	8.74	19	83,376	2,815	4,470	38.64	61.36
6	2	2016	5	18	7,271	8.72	20	83,376	2,905	4,366	39.95	60.05
9	30	2016	6	17	7,271	8.72	21	83,376	2,857	4,414	39.29	60.71
4	15	2016	6	17	7,269	8.72	22	83,376	2,896	4,373	39.84	60.16
8	25	2016	5	17	7,266	8.71	23	83,376	2,917	4,349	40.15	59.85
8	10	2016	4	18	7,253	8.70	24	83,376	2,838	4,415	39.13	60.87
5	26	2016	5	17	7,249	8.69	25	83,376	2,887	4,362	39.83	60.17
11	4	2016	6	17	7,241	8.68	26	83,376	2,870	4,371	39.64	60.36
7	14	2016	5	18	7,235	8.68	27	83,376	2,855	4,380	39.46	60.54
6	14	2016	3	17	7,233	8.68	28	83,376	3,065	4,168	42.38	57.62
7	8	2016	6	17	7,229	8.67	29	83,376	2,856	4,373	39.51	60.49
6	1	2016	4	17	7,227	8.67	30	83,376	2,866	4,361	39.66	60.34
5	25	2016	4	18	7,224	8.66	31	83,376	2,846	4,378	39.40	60.60
7	26	2016	3	18	7,222	8.66	32	83,376	2,754	4,468	38.13	61.87
7	13	2016	4	18	7,220	8.66	33	83,376	2,791	4,429	38.66	61.34
8	23	2016	3	17	7,219	8.66	34	83,376	2,829	4,390	39.19	60.81
7	27	2016	4	17	7,215	8.65	35	83,376	2,838	4,377	39.33	60.67
8	11	2016	5	17	7,215	8.65	36	83,376	2,887	4,328	40.01	59.99
8	12	2016	6	17	7,215	8.65	37	83,376	2,763	4,452	38.30	61.70
11	10	2016	5	17	7,214	8.65	38	83,376	2,841	4,373	39.38	60.62
10	28	2016	6	17	7,203	8.64	39	83,376	2,863	4,340	39.75	60.25
3	18	2016	6	17	7,200	8.64	40	83,376	2,752	4,448	38.22	61.78
9	22	2016	5	17	7,199	8.63	41	83,376	2,842	4,357	39.48	60.52
9	29	2016	5	17	7,198	8.63	42	83,376	2,881	4,317	40.03	59.97
7	27	2016	4	18	7,196	8.63	43	83,376	2,869	4,327	39.87	60.13
5	25	2016	4	17	7,186	8.62	44	83,376	2,850	4,336	39.66	60.34
8	16	2016	3	17	7,185	8.62	45	83,376	2,790	4,395	38.83	61.17
8	9	2016	3	17	7,183	8.62	46	83,376	2,741	4,442	38.16	61.84
8	9	2016	3	18	7,179	8.61	47	83,376	2,744	4,435	38.22	61.78
6	22	2016	4	18	7,178	8.61	48	83,376	2,764	4,414	38.51	61.49
6	29	2016	4	18	7,178	8.61	49	83,376	2,785	4,393	38.80	61.20
8	5	2016	6	16	7,158	8.59	50	83,376	3,032	4,126	42.36	57.64
6	9	2016	5	18	7,154	8.58	51	83,376	2,876	4,278	40.20	59.80
7	26	2016	3	17	7,150	8.58	52	83,376	2,749	4,401	38.45	61.55
6	28	2016	3	18	7,148	8.57	53	83,376	2,695	4,453	37.70	62.30
7	29	2016	6	17	7,148	8.57	54	83,376	2,737	4,411	38.29	61.71
7	28	2016	5	18	7,147	8.57	55	83,376	2,842	4,305	39.76	60.24
4	29	2016	6	17	7,146	8.57	56	83,376	2,896	4,250	40.53	59.47
6	21	2016	3	18	7,146	8.57	57	83,376	2,829	4,317	39.59	60.41
7	22	2016	6	17	7,146	8.57	58	83,376	2,861	4,285	40.04	59.96
8	3	2016	4	18	7,144	8.57	59	83,376	2,756	4,388	38.58	61.42
9	23	2016	6	17	7,144	8.57	60	83,376	2,787	4,357	39.01	60.99
9	21	2016	4	17	7,143	8.57	61	83,376	2,802	4,341	39.23	60.77
7	20	2016	4	17	7,140	8.56	62	83,376	2,835	4,305	39.71	60.29
8	4	2016	5	17	7,140	8.56	63	83,376	2,777	4,363	38.89	61.11
8	5	2016	6	17	7,136	8.56	64	83,376	2,725	4,411	38.19	61.81
12	1	2016	5	17	7,136	8.56	65	83,376	2,891	4,245	40.51	59.49
6	10	2016	6	17	7,133	8.56	66	83,376	2,961	4,172	41.51	58.49
5	26	2016	5	18	7,132	8.55	67	83,376	2,841	4,291	39.83	60.17

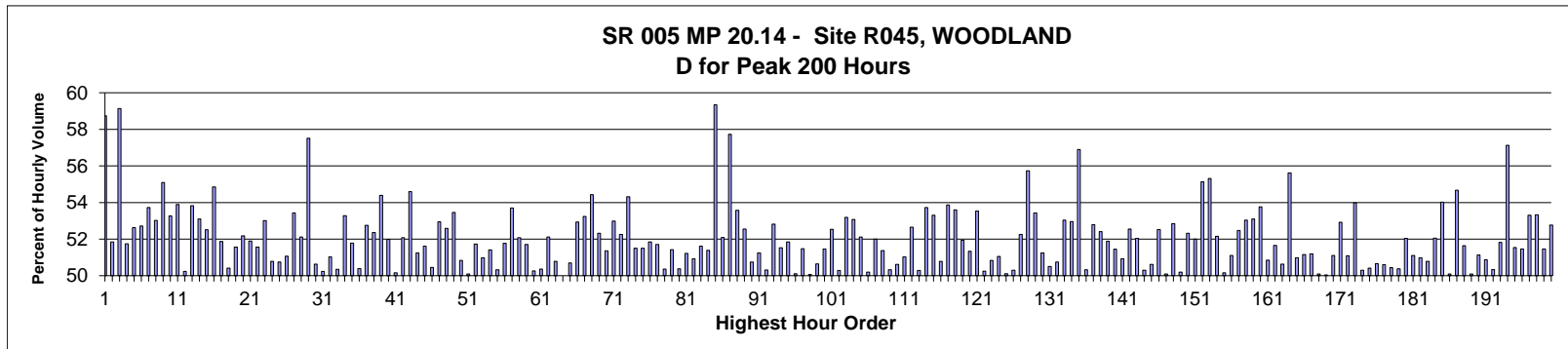
MO	DY	YR	DAY OF WK	HR	HR VOL	PERCENT OF AADT	HOUR NUMBER	AADT	EAST VOLUME	WEST VOLUME	PERCENT EAST IS OF TOTAL VOLUME	PERCENT WEST IS OF TOTAL VOLUME
12	21	2016	4	17	7,129	8.55	68	83,376	2,913	4,216	40.86	59.14
12	22	2016	5	17	7,129	8.55	69	83,376	2,847	4,282	39.94	60.06
7	14	2016	5	17	7,124	8.54	70	83,376	2,825	4,299	39.65	60.35
7	19	2016	3	17	7,124	8.54	71	83,376	2,807	4,317	39.40	60.60
5	18	2016	4	17	7,120	8.54	72	83,376	2,938	4,182	41.26	58.74
7	22	2016	6	18	7,117	8.54	73	83,376	2,711	4,406	38.09	61.91
10	12	2016	4	18	7,117	8.54	74	83,376	2,800	4,317	39.34	60.66
7	20	2016	4	18	7,115	8.53	75	83,376	2,793	4,322	39.26	60.74
8	16	2016	3	18	7,108	8.53	76	83,376	2,668	4,440	37.54	62.46
10	11	2016	3	18	7,106	8.52	77	83,376	2,664	4,442	37.49	62.51
6	15	2016	4	18	7,104	8.52	78	83,376	2,858	4,246	40.23	59.77
10	6	2016	5	17	7,104	8.52	79	83,376	2,708	4,396	38.12	61.88
6	7	2016	3	17	7,101	8.52	80	83,376	2,777	4,324	39.11	60.89
6	21	2016	3	17	7,100	8.52	81	83,376	2,734	4,366	38.51	61.49
11	9	2016	4	17	7,100	8.52	82	83,376	2,749	4,351	38.72	61.28
7	28	2016	5	17	7,099	8.51	83	83,376	2,775	4,324	39.09	60.91
12	15	2016	5	17	7,097	8.51	84	83,376	2,763	4,334	38.93	61.07
4	1	2016	6	17	7,096	8.51	85	83,376	2,781	4,315	39.19	60.81
8	30	2016	3	18	7,095	8.51	86	83,376	2,654	4,441	37.41	62.59
6	7	2016	3	18	7,086	8.50	87	83,376	2,832	4,254	39.97	60.03
6	28	2016	3	17	7,084	8.50	88	83,376	2,843	4,241	40.13	59.87
10	21	2016	6	17	7,084	8.50	89	83,376	2,747	4,337	38.78	61.22
4	14	2016	5	17	7,082	8.49	90	83,376	2,704	4,378	38.18	61.82
6	15	2016	4	17	7,082	8.49	91	83,376	2,806	4,276	39.62	60.38
3	9	2016	4	18	7,078	8.49	92	83,376	2,939	4,139	41.52	58.48
11	24	2016	5	13	7,078	8.49	93	83,376	3,204	3,874	45.27	54.73
9	20	2016	3	17	7,075	8.49	94	83,376	2,734	4,341	38.64	61.36
5	10	2016	3	18	7,074	8.48	95	83,376	2,786	4,288	39.38	60.62
8	12	2016	6	16	7,074	8.48	96	83,376	2,832	4,242	40.03	59.97
8	10	2016	4	17	7,072	8.48	97	83,376	2,782	4,290	39.34	60.66
4	26	2016	3	18	7,068	8.48	98	83,376	2,797	4,271	39.57	60.43
6	22	2016	4	17	7,068	8.48	99	83,376	2,863	4,205	40.51	59.49
9	16	2016	6	16	7,067	8.48	100	83,376	3,023	4,044	42.78	57.22
8	3	2016	4	17	7,061	8.47	101	83,376	2,748	4,313	38.92	61.08
11	18	2016	6	16	7,061	8.47	102	83,376	2,877	4,184	40.74	59.26
4	28	2016	5	18	7,058	8.47	103	83,376	2,725	4,333	38.61	61.39
7	19	2016	3	18	7,057	8.46	104	83,376	2,676	4,381	37.92	62.08
7	1	2016	6	17	7,056	8.46	105	83,376	2,715	4,341	38.48	61.52
7	7	2016	5	18	7,056	8.46	106	83,376	2,704	4,352	38.32	61.68
12	13	2016	3	17	7,052	8.46	107	83,376	2,773	4,279	39.32	60.68
6	9	2016	5	17	7,047	8.45	108	83,376	2,906	4,141	41.24	58.76
9	28	2016	4	18	7,047	8.45	109	83,376	2,675	4,372	37.96	62.04
10	5	2016	4	18	7,047	8.45	110	83,376	2,629	4,418	37.31	62.69
3	24	2016	5	18	7,046	8.45	111	83,376	2,636	4,410	37.41	62.59
8	11	2016	5	18	7,040	8.44	112	83,376	2,755	4,285	39.13	60.87
5	4	2016	4	18	7,038	8.44	113	83,376	2,728	4,310	38.76	61.24
7	12	2016	3	18	7,038	8.44	114	83,376	2,658	4,380	37.77	62.23
2	26	2016	6	17	7,036	8.44	115	83,376	2,742	4,294	38.97	61.03
8	17	2016	4	18	7,036	8.44	116	83,376	2,726	4,310	38.74	61.26
7	13	2016	4	17	7,034	8.44	117	83,376	2,735	4,299	38.88	61.12
8	19	2016	6	17	7,033	8.44	118	83,376	2,733	4,300	38.86	61.14

MO	DY	YR	DAY OF WK	HR	HR VOL	PERCENT OF AADT	HOUR NUMBER	AADT	EAST VOLUME	WEST VOLUME	PERCENT IS OF TOTAL VOLUME	PERCENT WEST IS OF TOTAL VOLUME
8	24	2016	4	18	7,033	8.44	119	83,376	2,710	4,323	38.53	61.47
9	13	2016	3	17	7,032	8.43	120	83,376	2,750	4,282	39.11	60.89
4	14	2016	5	18	7,030	8.43	121	83,376	2,659	4,371	37.82	62.18
11	10	2016	5	18	7,029	8.43	122	83,376	2,838	4,191	40.38	59.62
6	2	2016	5	17	7,025	8.43	123	83,376	2,717	4,308	38.68	61.32
1	15	2016	6	17	7,024	8.42	124	83,376	2,824	4,200	40.21	59.79
7	7	2016	5	17	7,024	8.42	125	83,376	2,757	4,267	39.25	60.75
7	6	2016	4	18	7,023	8.42	126	83,376	2,634	4,389	37.51	62.49
11	17	2016	5	17	7,023	8.42	127	83,376	2,691	4,332	38.32	61.68
8	2	2016	3	18	7,021	8.42	128	83,376	2,680	4,341	38.17	61.83
5	24	2016	3	18	7,019	8.42	129	83,376	2,604	4,415	37.10	62.90
9	15	2016	5	17	7,017	8.42	130	83,376	2,900	4,117	41.33	58.67
4	1	2016	6	16	7,016	8.41	131	83,376	2,865	4,151	40.84	59.16
6	29	2016	4	17	7,015	8.41	132	83,376	2,726	4,289	38.86	61.14
7	6	2016	4	17	7,010	8.41	133	83,376	2,750	4,260	39.23	60.77
7	5	2016	3	17	7,007	8.40	134	83,376	3,008	3,999	42.93	57.07
10	20	2016	5	17	7,007	8.40	135	83,376	2,702	4,305	38.56	61.44
6	10	2016	6	18	7,005	8.40	136	83,376	2,756	4,249	39.34	60.66
11	7	2016	2	17	7,003	8.40	137	83,376	2,504	4,499	35.76	64.24
6	1	2016	4	18	6,998	8.39	138	83,376	2,675	4,323	38.23	61.77
8	30	2016	3	17	6,998	8.39	139	83,376	2,776	4,222	39.67	60.33
5	12	2016	5	17	6,994	8.39	140	83,376	2,810	4,184	40.18	59.82
5	11	2016	4	17	6,993	8.39	141	83,376	2,677	4,316	38.28	61.72
7	5	2016	3	18	6,992	8.39	142	83,376	2,817	4,175	40.29	59.71
6	3	2016	6	18	6,990	8.38	143	83,376	2,771	4,219	39.64	60.36
5	17	2016	3	18	6,988	8.38	144	83,376	2,644	4,344	37.84	62.16
5	31	2016	3	17	6,988	8.38	145	83,376	2,767	4,221	39.60	60.40
6	16	2016	5	17	6,988	8.38	146	83,376	3,042	3,946	43.53	56.47
8	15	2016	2	17	6,985	8.38	147	83,376	2,640	4,345	37.80	62.20
8	22	2016	2	17	6,985	8.38	148	83,376	2,640	4,345	37.80	62.20
3	17	2016	5	17	6,984	8.38	149	83,376	2,714	4,270	38.86	61.14
6	24	2016	6	17	6,984	8.38	150	83,376	2,876	4,108	41.18	58.82
5	11	2016	4	18	6,982	8.37	151	83,376	2,717	4,265	38.91	61.09
9	28	2016	4	17	6,982	8.37	152	83,376	2,683	4,299	38.43	61.57
7	22	2016	6	16	6,981	8.37	153	83,376	2,795	4,186	40.04	59.96
12	16	2016	6	17	6,981	8.37	154	83,376	2,805	4,176	40.18	59.82
9	22	2016	5	18	6,979	8.37	155	83,376	2,760	4,219	39.55	60.45
5	19	2016	5	17	6,978	8.37	156	83,376	2,713	4,265	38.88	61.12
5	4	2016	4	17	6,977	8.37	157	83,376	2,769	4,208	39.69	60.31
5	5	2016	5	17	6,976	8.37	158	83,376	2,784	4,192	39.91	60.09
10	7	2016	6	18	6,974	8.36	159	83,376	2,743	4,231	39.33	60.67
5	31	2016	3	18	6,973	8.36	160	83,376	2,667	4,306	38.25	61.75
7	15	2016	6	18	6,973	8.36	161	83,376	2,924	4,049	41.93	58.07
4	13	2016	4	18	6,972	8.36	162	83,376	2,667	4,305	38.25	61.75
3	30	2016	4	17	6,969	8.36	163	83,376	2,665	4,304	38.24	61.76
5	12	2016	5	18	6,968	8.36	164	83,376	2,826	4,142	40.56	59.44
8	12	2016	6	18	6,966	8.35	165	83,376	2,743	4,223	39.38	60.62
8	23	2016	3	18	6,964	8.35	166	83,376	2,785	4,179	39.99	60.01
8	31	2016	4	18	6,964	8.35	167	83,376	2,634	4,330	37.82	62.18
9	6	2016	3	17	6,964	8.35	168	83,376	2,702	4,262	38.80	61.20
10	5	2016	4	17	6,964	8.35	169	83,376	2,578	4,386	37.02	62.98

MO	DY	YR	DAY OF WK	HR	HR VOL	PERCENT OF AADT	HOUR NUMBER	AADT	EAST VOLUME	WEST VOLUME	PERCENT EAST IS OF TOTAL VOLUME	PERCENT WEST IS OF TOTAL VOLUME
10	11	2016	3	17	6,964	8.35	170	83,376	2,759	4,205	39.62	60.38
4	27	2016	4	17	6,963	8.35	171	83,376	2,742	4,221	39.38	60.62
6	13	2016	2	18	6,963	8.35	172	83,376	2,620	4,343	37.63	62.37
12	28	2016	4	17	6,963	8.35	173	83,376	2,834	4,129	40.70	59.30
10	18	2016	3	17	6,962	8.35	174	83,376	2,685	4,277	38.57	61.43
5	16	2016	2	18	6,960	8.35	175	83,376	2,640	4,320	37.93	62.07
5	20	2016	6	16	6,959	8.35	176	83,376	2,816	4,143	40.47	59.53
7	29	2016	6	16	6,953	8.34	177	83,376	2,772	4,181	39.87	60.13
9	7	2016	4	18	6,953	8.34	178	83,376	2,679	4,274	38.53	61.47
6	8	2016	4	17	6,948	8.33	179	83,376	2,768	4,180	39.84	60.16
11	4	2016	6	18	6,947	8.33	180	83,376	2,759	4,188	39.71	60.29
7	29	2016	6	18	6,946	8.33	181	83,376	2,752	4,194	39.62	60.38
6	23	2016	5	17	6,942	8.33	182	83,376	2,733	4,209	39.37	60.63
9	6	2016	3	18	6,941	8.32	183	83,376	2,579	4,362	37.16	62.84
9	8	2016	5	18	6,941	8.32	184	83,376	2,559	4,382	36.87	63.13
11	3	2016	5	17	6,941	8.32	185	83,376	2,654	4,287	38.24	61.76
3	22	2016	3	18	6,939	8.32	186	83,376	2,564	4,375	36.95	63.05
5	18	2016	4	18	6,939	8.32	187	83,376	2,724	4,215	39.26	60.74
9	21	2016	4	18	6,939	8.32	188	83,376	2,658	4,281	38.31	61.69
9	23	2016	6	18	6,936	8.32	189	83,376	2,740	4,196	39.50	60.50
9	20	2016	3	18	6,935	8.32	190	83,376	2,627	4,308	37.88	62.12
9	29	2016	5	18	6,930	8.31	191	83,376	2,691	4,239	38.83	61.17
8	24	2016	4	17	6,927	8.31	192	83,376	2,717	4,210	39.22	60.78
5	20	2016	6	18	6,925	8.31	193	83,376	2,783	4,142	40.19	59.81
6	17	2016	6	17	6,925	8.31	194	83,376	2,848	4,077	41.13	58.87
8	18	2016	5	18	6,925	8.31	195	83,376	2,696	4,229	38.93	61.07
5	13	2016	6	18	6,924	8.30	196	83,376	2,697	4,227	38.95	61.05
8	19	2016	6	16	6,923	8.30	197	83,376	2,779	4,144	40.14	59.86
3	31	2016	5	17	6,922	8.30	198	83,376	2,742	4,180	39.61	60.39
8	25	2016	5	18	6,922	8.30	199	83,376	2,738	4,184	39.56	60.44
11	22	2016	3	17	6,922	8.30	200	83,376	2,727	4,195	39.40	60.60



AADT= 76,837      K 30 FACTOR= 9.14      K 100 FACTOR= 8.64      K 200 FACTOR= 8.30      D 30 FACTOR= 50.63



MO	DY	YR	DAY OF WK	HR	HR VOL	PERCENT OF AADT	HOUR NUMBER	AADT	NORTH VOLUME	SOUTH VOLUME	PERCENT NORTH IS OF TOTAL VOLUME	PERCENT SOUTH IS OF TOTAL VOLUME
7	1	2016	6	15	7,666	9.98	1	76,837	4,503	3,163	58.74	41.26
12	26	2016	2	13	7,557	9.84	2	76,837	3,639	3,918	48.15	51.85
9	5	2016	2	16	7,502	9.76	3	76,837	3,066	4,436	40.87	59.13
7	17	2016	1	16	7,385	9.61	4	76,837	3,564	3,821	48.26	51.74
8	7	2016	1	14	7,332	9.54	5	76,837	3,473	3,859	47.37	52.63
5	27	2016	6	17	7,295	9.49	6	76,837	3,846	3,449	52.72	47.28
12	26	2016	2	14	7,291	9.49	7	76,837	3,374	3,917	46.28	53.72
8	21	2016	1	15	7,288	9.49	8	76,837	3,424	3,864	46.98	53.02
7	2	2016	7	12	7,281	9.48	9	76,837	4,012	3,269	55.10	44.90
8	14	2016	1	14	7,280	9.47	10	76,837	3,402	3,878	46.73	53.27
8	21	2016	1	18	7,278	9.47	11	76,837	3,356	3,922	46.11	53.89
8	21	2016	1	13	7,277	9.47	12	76,837	3,621	3,656	49.76	50.24
8	14	2016	1	17	7,264	9.45	13	76,837	3,354	3,910	46.17	53.83
8	21	2016	1	14	7,251	9.44	14	76,837	3,401	3,850	46.90	53.10
8	21	2016	1	16	7,250	9.44	15	76,837	3,443	3,807	47.49	52.51
7	17	2016	1	15	7,229	9.41	16	76,837	3,264	3,965	45.15	54.85

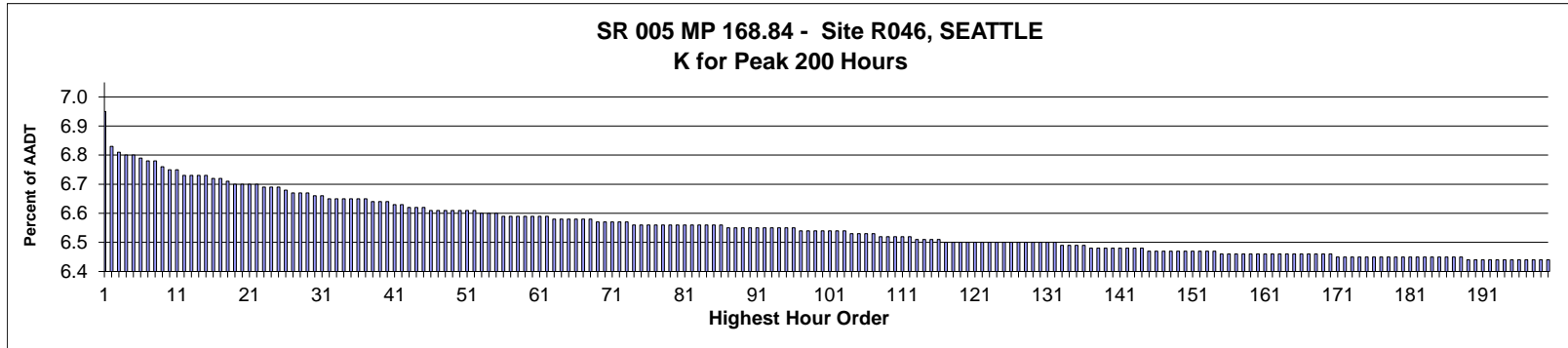
MO	DY	YR	DAY OF WK	HR	HR VOL	PERCENT OF AADT	HOUR NUMBER	AADT	NORTH VOLUME	SOUTH VOLUME	PERCENT NORTH IS OF TOTAL VOLUME	PERCENT SOUTH IS OF TOTAL VOLUME
8	14	2016	1	15	7,218	9.39	17	76,837	3,474	3,744	48.13	51.87
8	14	2016	1	13	7,203	9.37	18	76,837	3,571	3,632	49.58	50.42
7	24	2016	1	16	7,191	9.36	19	76,837	3,483	3,708	48.44	51.56
8	7	2016	1	15	7,183	9.35	20	76,837	3,435	3,748	47.82	52.18
6	26	2016	1	17	7,160	9.32	21	76,837	3,716	3,444	51.90	48.10
8	7	2016	1	17	7,112	9.26	22	76,837	3,445	3,667	48.44	51.56
8	7	2016	1	13	7,110	9.25	23	76,837	3,341	3,769	46.99	53.01
12	26	2016	2	15	7,105	9.25	24	76,837	3,497	3,608	49.22	50.78
8	14	2016	1	16	7,094	9.23	25	76,837	3,494	3,600	49.25	50.75
7	17	2016	1	17	7,082	9.22	26	76,837	3,616	3,466	51.06	48.94
8	7	2016	1	16	7,075	9.21	27	76,837	3,295	3,780	46.57	53.43
6	26	2016	1	16	7,044	9.17	28	76,837	3,671	3,373	52.12	47.88
7	24	2016	1	19	7,032	9.15	29	76,837	2,988	4,044	42.49	57.51
8	13	2016	7	12	7,022	9.14	30	76,837	3,555	3,467	50.63	49.37
12	26	2016	2	12	7,016	9.13	31	76,837	3,492	3,524	49.77	50.23
9	3	2016	7	12	7,012	9.13	32	76,837	3,434	3,578	48.97	51.03
8	28	2016	1	15	7,003	9.11	33	76,837	3,477	3,526	49.65	50.35
8	21	2016	1	17	7,002	9.11	34	76,837	3,271	3,731	46.72	53.28
8	5	2016	6	16	6,993	9.10	35	76,837	3,372	3,621	48.22	51.78
7	24	2016	1	14	6,980	9.08	36	76,837	3,463	3,517	49.61	50.39
6	26	2016	1	15	6,967	9.07	37	76,837	3,675	3,292	52.75	47.25
7	17	2016	1	13	6,962	9.06	38	76,837	3,317	3,645	47.64	52.36
8	20	2016	7	12	6,948	9.04	39	76,837	3,779	3,169	54.39	45.61
11	26	2016	7	13	6,936	9.03	40	76,837	3,330	3,606	48.01	51.99
7	17	2016	1	18	6,934	9.02	41	76,837	3,478	3,456	50.16	49.84
7	31	2016	1	15	6,934	9.02	42	76,837	3,323	3,611	47.92	52.08
7	2	2016	7	11	6,908	8.99	43	76,837	3,771	3,137	54.59	45.41
7	31	2016	1	14	6,904	8.99	44	76,837	3,366	3,538	48.75	51.25
9	16	2016	6	17	6,896	8.97	45	76,837	3,560	3,336	51.62	48.38
11	27	2016	1	14	6,896	8.97	46	76,837	3,417	3,479	49.55	50.45
8	14	2016	1	18	6,891	8.97	47	76,837	3,242	3,649	47.05	52.95
7	24	2016	1	18	6,865	8.93	48	76,837	3,255	3,610	47.41	52.59
7	1	2016	6	16	6,857	8.92	49	76,837	3,666	3,191	53.46	46.54
7	23	2016	7	12	6,857	8.92	50	76,837	3,486	3,371	50.84	49.16
11	23	2016	4	14	6,854	8.92	51	76,837	3,433	3,421	50.09	49.91
9	5	2016	2	15	6,830	8.89	52	76,837	3,297	3,533	48.27	51.73
7	29	2016	6	16	6,825	8.88	53	76,837	3,346	3,479	49.03	50.97
8	14	2016	1	12	6,825	8.88	54	76,837	3,509	3,316	51.41	48.59
7	15	2016	6	17	6,824	8.88	55	76,837	3,434	3,390	50.32	49.68
8	28	2016	1	16	6,820	8.88	56	76,837	3,289	3,531	48.23	51.77
6	19	2016	1	17	6,817	8.87	57	76,837	3,156	3,661	46.30	53.70
5	30	2016	2	17	6,812	8.87	58	76,837	3,264	3,548	47.92	52.08
7	24	2016	1	13	6,810	8.86	59	76,837	3,521	3,289	51.70	48.30
7	15	2016	6	15	6,804	8.86	60	76,837	3,420	3,384	50.26	49.74
8	19	2016	6	15	6,803	8.85	61	76,837	3,426	3,377	50.36	49.64
6	19	2016	1	16	6,793	8.84	62	76,837	3,253	3,540	47.89	52.11
7	24	2016	1	15	6,791	8.84	63	76,837	3,342	3,449	49.21	50.79
11	27	2016	1	13	6,784	8.83	64	76,837	3,392	3,392	50.00	50.00
8	6	2016	7	12	6,779	8.82	65	76,837	3,342	3,437	49.30	50.70
8	28	2016	1	17	6,777	8.82	66	76,837	3,190	3,587	47.07	52.93
8	12	2016	6	13	6,765	8.80	67	76,837	3,602	3,163	53.24	46.76

MO	DY	YR	DAY OF WK	HR	HR VOL	PERCENT OF AADT	HOUR NUMBER	AADT	NORTH VOLUME	SOUTH VOLUME	PERCENT NORTH IS OF TOTAL VOLUME	PERCENT SOUTH IS OF TOTAL VOLUME
8	20	2016	7	11	6,754	8.79	68	76,837	3,676	3,078	54.43	45.57
12	26	2016	2	16	6,754	8.79	69	76,837	3,220	3,534	47.68	52.32
11	23	2016	4	15	6,745	8.78	70	76,837	3,464	3,281	51.36	48.64
9	30	2016	6	17	6,735	8.77	71	76,837	3,569	3,166	52.99	47.01
5	27	2016	6	18	6,733	8.76	72	76,837	3,518	3,215	52.25	47.75
7	10	2016	1	18	6,723	8.75	73	76,837	3,651	3,072	54.31	45.69
7	31	2016	1	16	6,719	8.74	74	76,837	3,259	3,460	48.50	51.50
8	12	2016	6	16	6,719	8.74	75	76,837	3,259	3,460	48.50	51.50
5	30	2016	2	15	6,718	8.74	76	76,837	3,235	3,483	48.15	51.85
7	31	2016	1	17	6,717	8.74	77	76,837	3,244	3,473	48.30	51.70
5	30	2016	2	14	6,716	8.74	78	76,837	3,382	3,334	50.36	49.64
8	28	2016	1	13	6,712	8.74	79	76,837	3,260	3,452	48.57	51.43
8	7	2016	1	18	6,709	8.73	80	76,837	3,379	3,330	50.37	49.63
8	21	2016	1	12	6,702	8.72	81	76,837	3,433	3,269	51.22	48.78
7	22	2016	6	17	6,701	8.72	82	76,837	3,289	3,412	49.08	50.92
7	23	2016	7	13	6,695	8.71	83	76,837	3,456	3,239	51.62	48.38
11	24	2016	5	12	6,694	8.71	84	76,837	3,440	3,254	51.39	48.61
8	5	2016	6	19	6,685	8.70	85	76,837	3,967	2,718	59.34	40.66
8	6	2016	7	11	6,684	8.70	86	76,837	3,482	3,202	52.09	47.91
9	5	2016	2	17	6,683	8.70	87	76,837	2,825	3,858	42.27	57.73
11	24	2016	5	11	6,681	8.70	88	76,837	3,579	3,102	53.57	46.43
7	1	2016	6	17	6,676	8.69	89	76,837	3,508	3,168	52.55	47.45
6	19	2016	1	15	6,674	8.69	90	76,837	3,287	3,387	49.25	50.75
7	10	2016	1	14	6,674	8.69	91	76,837	3,254	3,420	48.76	51.24
9	3	2016	7	11	6,673	8.68	92	76,837	3,316	3,357	49.69	50.31
11	24	2016	5	13	6,670	8.68	93	76,837	3,147	3,523	47.18	52.82
6	26	2016	1	18	6,669	8.68	94	76,837	3,233	3,436	48.48	51.52
8	12	2016	6	17	6,667	8.68	95	76,837	3,456	3,211	51.84	48.16
7	29	2016	6	17	6,665	8.67	96	76,837	3,340	3,325	50.11	49.89
7	31	2016	1	13	6,657	8.66	97	76,837	3,230	3,427	48.52	51.48
8	26	2016	6	17	6,653	8.66	98	76,837	3,331	3,322	50.07	49.93
7	15	2016	6	16	6,650	8.65	99	76,837	3,368	3,282	50.65	49.35
8	13	2016	7	11	6,642	8.64	100	76,837	3,418	3,224	51.46	48.54
8	12	2016	6	15	6,639	8.64	101	76,837	3,488	3,151	52.54	47.46
11	26	2016	7	14	6,635	8.64	102	76,837	3,336	3,299	50.28	49.72
8	12	2016	6	14	6,633	8.63	103	76,837	3,528	3,105	53.19	46.81
9	9	2016	6	17	6,633	8.63	104	76,837	3,520	3,113	53.07	46.93
8	21	2016	1	19	6,624	8.62	105	76,837	3,172	3,452	47.89	52.11
5	28	2016	7	12	6,623	8.62	106	76,837	3,324	3,299	50.19	49.81
7	15	2016	6	18	6,623	8.62	107	76,837	3,444	3,179	52.00	48.00
8	13	2016	7	13	6,621	8.62	108	76,837	3,401	3,220	51.37	48.63
7	30	2016	7	12	6,620	8.62	109	76,837	3,332	3,288	50.33	49.67
8	26	2016	6	18	6,620	8.62	110	76,837	3,351	3,269	50.62	49.38
9	2	2016	6	16	6,619	8.61	111	76,837	3,378	3,241	51.03	48.97
8	28	2016	1	14	6,613	8.61	112	76,837	3,131	3,482	47.35	52.65
5	27	2016	6	16	6,611	8.60	113	76,837	3,325	3,286	50.29	49.71
10	7	2016	6	16	6,611	8.60	114	76,837	3,059	3,552	46.27	53.73
10	7	2016	6	17	6,603	8.59	115	76,837	3,083	3,520	46.69	53.31
11	26	2016	7	12	6,596	8.58	116	76,837	3,246	3,350	49.21	50.79
7	5	2016	3	13	6,592	8.58	117	76,837	3,041	3,551	46.13	53.87
9	2	2016	6	18	6,592	8.58	118	76,837	3,533	3,059	53.60	46.40

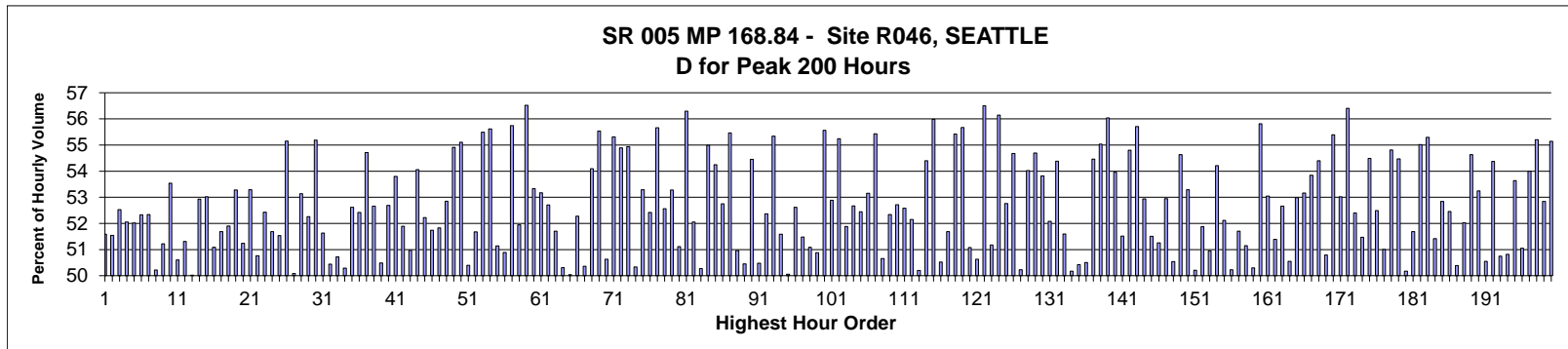


MO	DY	YR	DAY OF WK	HR	HR VOL	PERCENT OF AADT	HOUR NUMBER	AADT	NORTH VOLUME	SOUTH VOLUME	PERCENT NORTH IS OF TOTAL VOLUME	PERCENT SOUTH IS OF TOTAL VOLUME
7	1	2016	6	12	6,590	8.58	119	76,837	3,422	3,168	51.93	48.07
8	6	2016	7	13	6,589	8.58	120	76,837	3,206	3,383	48.66	51.34
7	1	2016	6	18	6,588	8.57	121	76,837	3,527	3,061	53.54	46.46
11	27	2016	1	15	6,585	8.57	122	76,837	3,276	3,309	49.75	50.25
7	31	2016	1	18	6,584	8.57	123	76,837	3,237	3,347	49.16	50.84
8	19	2016	6	16	6,580	8.56	124	76,837	3,359	3,221	51.05	48.95
6	24	2016	6	17	6,578	8.56	125	76,837	3,296	3,282	50.11	49.89
9	9	2016	6	16	6,577	8.56	126	76,837	3,308	3,269	50.30	49.70
6	19	2016	1	14	6,576	8.56	127	76,837	3,140	3,436	47.75	52.25
7	5	2016	3	16	6,573	8.55	128	76,837	2,910	3,663	44.27	55.73
8	12	2016	6	12	6,573	8.55	129	76,837	3,512	3,061	53.43	46.57
7	29	2016	6	15	6,567	8.55	130	76,837	3,365	3,202	51.24	48.76
8	27	2016	7	12	6,563	8.54	131	76,837	3,249	3,314	49.50	50.50
8	12	2016	6	18	6,561	8.54	132	76,837	3,329	3,232	50.74	49.26
5	27	2016	6	15	6,558	8.53	133	76,837	3,478	3,080	53.03	46.97
8	26	2016	6	16	6,556	8.53	134	76,837	3,084	3,472	47.04	52.96
7	5	2016	3	14	6,554	8.53	135	76,837	2,825	3,729	43.10	56.90
8	26	2016	6	15	6,548	8.52	136	76,837	3,295	3,253	50.32	49.68
6	19	2016	1	13	6,547	8.52	137	76,837	3,456	3,091	52.79	47.21
9	2	2016	6	17	6,545	8.52	138	76,837	3,430	3,115	52.41	47.59
6	24	2016	6	16	6,544	8.52	139	76,837	3,149	3,395	48.12	51.88
7	15	2016	6	14	6,535	8.51	140	76,837	3,362	3,173	51.45	48.55
11	26	2016	7	15	6,535	8.51	141	76,837	3,328	3,207	50.93	49.07
11	25	2016	6	12	6,533	8.50	142	76,837	3,100	3,433	47.45	52.55
7	22	2016	6	16	6,532	8.50	143	76,837	3,399	3,133	52.04	47.96
11	23	2016	4	13	6,529	8.50	144	76,837	3,245	3,284	49.70	50.30
10	21	2016	6	17	6,519	8.48	145	76,837	3,300	3,219	50.62	49.38
7	17	2016	1	14	6,513	8.48	146	76,837	3,421	3,092	52.53	47.47
9	2	2016	6	15	6,512	8.48	147	76,837	3,250	3,262	49.91	50.09
9	9	2016	6	18	6,501	8.46	148	76,837	3,435	3,066	52.84	47.16
9	23	2016	6	17	6,499	8.46	149	76,837	3,237	3,262	49.81	50.19
7	31	2016	1	12	6,497	8.46	150	76,837	3,399	3,098	52.32	47.68
5	28	2016	7	11	6,487	8.44	151	76,837	3,373	3,114	52.00	48.00
7	2	2016	7	13	6,487	8.44	152	76,837	3,576	2,911	55.13	44.87
7	5	2016	3	15	6,487	8.44	153	76,837	2,899	3,588	44.69	55.31
4	1	2016	6	16	6,485	8.44	154	76,837	3,103	3,382	47.85	52.15
4	10	2016	1	15	6,483	8.44	155	76,837	3,252	3,231	50.16	49.84
7	15	2016	6	13	6,483	8.44	156	76,837	3,313	3,170	51.10	48.90
6	26	2016	1	13	6,476	8.43	157	76,837	3,398	3,078	52.47	47.53
7	15	2016	6	12	6,471	8.42	158	76,837	3,432	3,039	53.04	46.96
9	16	2016	6	16	6,467	8.42	159	76,837	3,434	3,033	53.10	46.90
6	18	2016	7	13	6,466	8.42	160	76,837	2,989	3,477	46.23	53.77
6	12	2016	1	16	6,464	8.41	161	76,837	3,287	3,177	50.85	49.15
8	19	2016	6	13	6,458	8.40	162	76,837	3,336	3,122	51.66	48.34
4	10	2016	1	14	6,453	8.40	163	76,837	3,186	3,267	49.37	50.63
7	5	2016	3	17	6,453	8.40	164	76,837	2,864	3,589	44.38	55.62
8	20	2016	7	13	6,452	8.40	165	76,837	3,289	3,163	50.98	49.02
6	17	2016	6	17	6,449	8.39	166	76,837	3,150	3,299	48.84	51.16
9	3	2016	7	13	6,447	8.39	167	76,837	3,147	3,300	48.81	51.19
6	12	2016	1	18	6,445	8.39	168	76,837	3,228	3,217	50.09	49.91
8	26	2016	6	14	6,443	8.39	169	76,837	3,224	3,219	50.04	49.96

MO	DY	YR	DAY OF WK	HR	HR VOL	PERCENT OF AADT	HOUR NUMBER	AADT	NORTH VOLUME	SOUTH VOLUME	PERCENT NORTH IS OF TOTAL VOLUME	PERCENT SOUTH IS OF TOTAL VOLUME
9	9	2016	6	15	6,443	8.39	170	76,837	3,150	3,293	48.89	51.11
7	23	2016	7	11	6,440	8.38	171	76,837	3,408	3,032	52.92	47.08
6	17	2016	6	16	6,439	8.38	172	76,837	3,149	3,290	48.91	51.09
10	7	2016	6	15	6,437	8.38	173	76,837	2,962	3,475	46.02	53.98
8	19	2016	6	17	6,433	8.37	174	76,837	3,236	3,197	50.30	49.70
6	24	2016	6	15	6,428	8.37	175	76,837	3,187	3,241	49.58	50.42
4	1	2016	6	17	6,425	8.36	176	76,837	3,170	3,255	49.34	50.66
4	10	2016	1	16	6,423	8.36	177	76,837	3,173	3,250	49.40	50.60
6	10	2016	6	17	6,423	8.36	178	76,837	3,183	3,240	49.56	50.44
6	26	2016	1	14	6,421	8.36	179	76,837	3,234	3,187	50.37	49.63
8	14	2016	1	19	6,420	8.36	180	76,837	3,079	3,341	47.96	52.04
7	10	2016	1	15	6,419	8.35	181	76,837	3,280	3,139	51.10	48.90
8	5	2016	6	12	6,412	8.34	182	76,837	3,268	3,144	50.97	49.03
8	5	2016	6	13	6,412	8.34	183	76,837	3,256	3,156	50.78	49.22
5	20	2016	6	16	6,411	8.34	184	76,837	3,074	3,337	47.95	52.05
8	19	2016	6	12	6,411	8.34	185	76,837	3,463	2,948	54.02	45.98
11	4	2016	6	17	6,411	8.34	186	76,837	3,211	3,200	50.09	49.91
11	25	2016	6	13	6,406	8.34	187	76,837	2,904	3,502	45.33	54.67
7	8	2016	6	15	6,402	8.33	188	76,837	3,096	3,306	48.36	51.64
6	25	2016	7	11	6,401	8.33	189	76,837	3,194	3,207	49.90	50.10
7	16	2016	7	13	6,400	8.33	190	76,837	3,128	3,272	48.88	51.13
8	27	2016	7	11	6,398	8.33	191	76,837	3,255	3,143	50.88	49.12
11	27	2016	1	16	6,396	8.32	192	76,837	3,176	3,220	49.66	50.34
9	11	2016	1	18	6,395	8.32	193	76,837	3,081	3,314	48.18	51.82
7	16	2016	7	18	6,391	8.32	194	76,837	2,740	3,651	42.87	57.13
7	29	2016	6	14	6,387	8.31	195	76,837	3,292	3,095	51.54	48.46
11	23	2016	4	12	6,385	8.31	196	76,837	3,286	3,099	51.46	48.54
8	27	2016	7	13	6,384	8.31	197	76,837	2,981	3,403	46.69	53.31
7	22	2016	6	18	6,383	8.31	198	76,837	3,404	2,979	53.33	46.67
7	8	2016	6	17	6,382	8.31	199	76,837	3,284	3,098	51.46	48.54
11	11	2016	6	16	6,377	8.30	200	76,837	3,012	3,365	47.23	52.77



AADT= 205,063      K 30 FACTOR= 6.61      K 100 FACTOR= 6.49      K 200 FACTOR= 6.39      D 30 FACTOR= 55.19



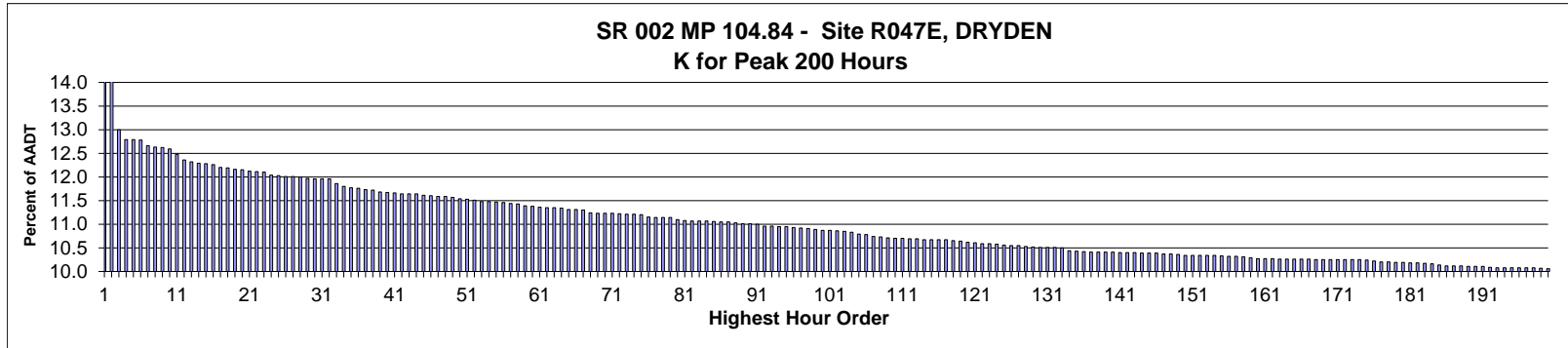
MO	DY	YR	DAY OF WK	HR	HR VOL	PERCENT OF AADT	HOUR NUMBER	AADT	NORTH VOLUME	SOUTH VOLUME	PERCENT NORTH IS OF TOTAL VOLUME	PERCENT SOUTH IS OF TOTAL VOLUME
2	6	2016	7	14	14,140	6.90	1	205,063	7,295	6,845	51.59	48.41
1	30	2016	7	14	13,908	6.78	2	205,063	7,168	6,740	51.54	48.46
5	8	2016	1	12	13,871	6.76	3	205,063	7,287	6,584	52.53	47.47
4	30	2016	7	12	13,846	6.75	4	205,063	7,207	6,639	52.05	47.95
3	5	2016	7	12	13,838	6.75	5	205,063	7,198	6,640	52.02	47.98
12	3	2016	7	13	13,819	6.74	6	205,063	7,231	6,588	52.33	47.67
3	19	2016	7	13	13,801	6.73	7	205,063	7,224	6,577	52.34	47.66
9	24	2016	7	10	13,793	6.73	8	205,063	6,866	6,927	49.78	50.22
1	31	2016	1	14	13,756	6.71	9	205,063	7,046	6,710	51.22	48.78
1	9	2016	7	13	13,736	6.70	10	205,063	7,354	6,382	53.54	46.46
5	8	2016	1	14	13,731	6.70	11	205,063	6,948	6,783	50.60	49.40
12	4	2016	1	14	13,705	6.68	12	205,063	7,032	6,673	51.31	48.69
4	16	2016	7	11	13,699	6.68	13	205,063	6,847	6,852	49.98	50.02
2	6	2016	7	12	13,698	6.68	14	205,063	7,251	6,447	52.93	47.07
2	6	2016	7	13	13,697	6.68	15	205,063	7,262	6,435	53.02	46.98
8	6	2016	7	12	13,673	6.67	16	205,063	6,986	6,687	51.09	48.91

MO	DY	YR	DAY OF WK	HR	HR VOL	PERCENT OF AADT	HOUR NUMBER	AADT	NORTH VOLUME	SOUTH VOLUME	PERCENT NORTH IS OF TOTAL VOLUME	PERCENT SOUTH IS OF TOTAL VOLUME
3	5	2016	7	11	13,670	6.67	17	205,063	7,066	6,604	51.69	48.31
6	12	2016	1	14	13,657	6.66	18	205,063	7,088	6,569	51.90	48.10
4	16	2016	7	10	13,633	6.65	19	205,063	6,369	7,264	46.72	53.28
12	3	2016	7	14	13,633	6.65	20	205,063	6,985	6,648	51.24	48.76
5	8	2016	1	13	13,632	6.65	21	205,063	7,264	6,368	53.29	46.71
6	12	2016	1	13	13,632	6.65	22	205,063	6,920	6,712	50.76	49.24
3	25	2016	6	12	13,625	6.64	23	205,063	6,482	7,143	47.57	52.43
7	23	2016	7	12	13,609	6.64	24	205,063	7,035	6,574	51.69	48.31
7	16	2016	7	14	13,606	6.64	25	205,063	7,011	6,595	51.53	48.47
3	11	2016	6	8	13,600	6.63	26	205,063	6,099	7,501	44.85	55.15
5	22	2016	1	14	13,584	6.62	27	205,063	6,803	6,781	50.08	49.92
1	30	2016	7	13	13,582	6.62	28	205,063	7,217	6,365	53.14	46.86
7	23	2016	7	13	13,566	6.62	29	205,063	7,089	6,477	52.26	47.74
4	26	2016	3	8	13,550	6.61	30	205,063	6,072	7,478	44.81	55.19
7	16	2016	7	12	13,550	6.61	31	205,063	6,996	6,554	51.63	48.37
2	20	2016	7	14	13,542	6.60	32	205,063	6,831	6,711	50.44	49.56
2	27	2016	7	12	13,537	6.60	33	205,063	6,866	6,671	50.72	49.28
2	6	2016	7	15	13,534	6.60	34	205,063	6,728	6,806	49.71	50.29
3	19	2016	7	12	13,531	6.60	35	205,063	7,120	6,411	52.62	47.38
2	13	2016	7	12	13,528	6.60	36	205,063	7,091	6,437	52.42	47.58
4	28	2016	5	8	13,527	6.60	37	205,063	6,127	7,400	45.29	54.71
2	7	2016	1	14	13,518	6.59	38	205,063	7,119	6,399	52.66	47.34
3	19	2016	7	14	13,517	6.59	39	205,063	6,825	6,692	50.49	49.51
12	3	2016	7	12	13,510	6.59	40	205,063	7,118	6,392	52.69	47.31
4	17	2016	1	11	13,497	6.58	41	205,063	6,235	7,262	46.20	53.80
2	7	2016	1	15	13,494	6.58	42	205,063	6,492	7,002	48.11	51.89
10	23	2016	1	17	13,480	6.57	43	205,063	6,871	6,609	50.97	49.03
10	1	2016	7	10	13,478	6.57	44	205,063	6,192	7,286	45.94	54.06
6	25	2016	7	13	13,476	6.57	45	205,063	7,037	6,439	52.22	47.78
4	30	2016	7	11	13,462	6.56	46	205,063	6,965	6,497	51.74	48.26
12	18	2016	1	14	13,462	6.56	47	205,063	6,977	6,485	51.83	48.17
3	5	2016	7	13	13,456	6.56	48	205,063	7,111	6,345	52.85	47.15
5	18	2016	4	8	13,447	6.56	49	205,063	6,063	7,384	45.09	54.91
9	1	2016	5	8	13,447	6.56	50	205,063	6,037	7,410	44.89	55.11
1	30	2016	7	15	13,444	6.56	51	205,063	6,776	6,668	50.40	49.60
10	22	2016	7	12	13,442	6.56	52	205,063	6,947	6,495	51.68	48.32
3	4	2016	6	8	13,431	6.55	53	205,063	5,978	7,453	44.51	55.49
3	2	2016	4	8	13,429	6.55	54	205,063	5,960	7,469	44.38	55.62
4	30	2016	7	13	13,427	6.55	55	205,063	6,867	6,560	51.14	48.86
6	25	2016	7	14	13,420	6.54	56	205,063	6,830	6,590	50.89	49.11
2	24	2016	4	8	13,418	6.54	57	205,063	5,939	7,479	44.26	55.74
2	20	2016	7	13	13,414	6.54	58	205,063	6,968	6,446	51.95	48.05
4	14	2016	5	8	13,414	6.54	59	205,063	5,832	7,582	43.48	56.52
1	16	2016	7	13	13,413	6.54	60	205,063	7,153	6,260	53.33	46.67
3	19	2016	7	11	13,409	6.54	61	205,063	7,130	6,279	53.17	46.83
9	18	2016	1	13	13,408	6.54	62	205,063	7,067	6,341	52.71	47.29
8	27	2016	7	14	13,389	6.53	63	205,063	6,922	6,467	51.70	48.30
10	23	2016	1	12	13,387	6.53	64	205,063	6,652	6,735	49.69	50.31
2	27	2016	7	14	13,386	6.53	65	205,063	6,687	6,699	49.96	50.04
7	16	2016	7	13	13,384	6.53	66	205,063	6,997	6,387	52.28	47.72
2	27	2016	7	13	13,382	6.53	67	205,063	6,739	6,643	50.36	49.64

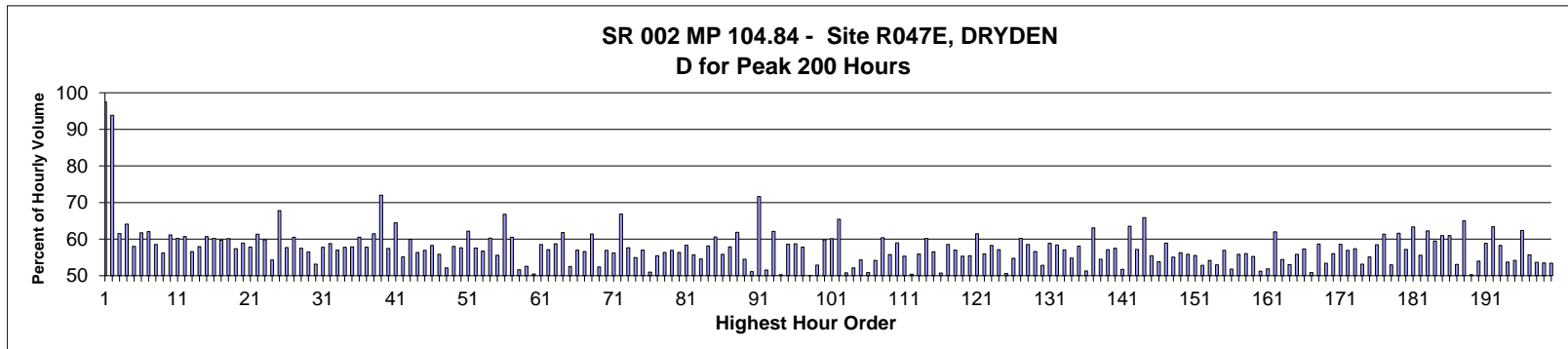
MO	DY	YR	DAY OF WK	HR	HR VOL	PERCENT OF AADT	HOUR NUMBER	AADT	NORTH VOLUME	SOUTH VOLUME	PERCENT NORTH IS OF TOTAL VOLUME	PERCENT SOUTH IS OF TOTAL VOLUME
5	25	2016	4	8	13,381	6.53	68	205,063	6,143	7,238	45.91	54.09
6	3	2016	6	8	13,377	6.52	69	205,063	5,947	7,430	44.46	55.54
9	18	2016	1	12	13,370	6.52	70	205,063	6,769	6,601	50.63	49.37
5	24	2016	3	8	13,364	6.52	71	205,063	5,972	7,392	44.69	55.31
9	27	2016	3	8	13,362	6.52	72	205,063	6,027	7,335	45.11	54.89
6	2	2016	5	8	13,360	6.52	73	205,063	6,020	7,340	45.06	54.94
6	12	2016	1	12	13,357	6.51	74	205,063	6,635	6,722	49.67	50.33
12	17	2016	7	12	13,356	6.51	75	205,063	7,118	6,238	53.29	46.71
12	4	2016	1	13	13,355	6.51	76	205,063	7,001	6,354	52.42	47.58
3	3	2016	5	8	13,354	6.51	77	205,063	5,921	7,433	44.34	55.66
3	26	2016	7	13	13,353	6.51	78	205,063	7,019	6,334	52.56	47.44
1	30	2016	7	12	13,352	6.51	79	205,063	7,114	6,238	53.28	46.72
10	22	2016	7	13	13,347	6.51	80	205,063	6,822	6,525	51.11	48.89
4	15	2016	6	8	13,344	6.51	81	205,063	5,831	7,513	43.70	56.30
8	6	2016	7	13	13,344	6.51	82	205,063	6,946	6,398	52.05	47.95
8	6	2016	7	11	13,343	6.51	83	205,063	6,635	6,708	49.73	50.27
1	31	2016	1	13	13,342	6.51	84	205,063	7,337	6,005	54.99	45.01
4	27	2016	4	8	13,341	6.51	85	205,063	6,103	7,238	45.75	54.25
10	1	2016	7	12	13,341	6.51	86	205,063	7,038	6,303	52.75	47.25
4	13	2016	4	8	13,332	6.50	87	205,063	5,938	7,394	44.54	55.46
1	9	2016	7	14	13,331	6.50	88	205,063	6,793	6,538	50.96	49.04
10	9	2016	1	14	13,331	6.50	89	205,063	6,726	6,605	50.45	49.55
5	26	2016	5	8	13,329	6.50	90	205,063	6,072	7,257	45.55	54.45
7	23	2016	7	14	13,329	6.50	91	205,063	6,601	6,728	49.52	50.48
7	23	2016	7	11	13,327	6.50	92	205,063	6,979	6,348	52.37	47.63
3	24	2016	5	8	13,326	6.50	93	205,063	5,951	7,375	44.66	55.34
7	9	2016	7	12	13,326	6.50	94	205,063	6,875	6,451	51.59	48.41
3	12	2016	7	14	13,324	6.50	95	205,063	6,654	6,670	49.94	50.06
12	17	2016	7	13	13,322	6.50	96	205,063	7,010	6,312	52.62	47.38
3	15	2016	3	12	13,318	6.49	97	205,063	6,462	6,856	48.52	51.48
2	27	2016	7	10	13,316	6.49	98	205,063	6,803	6,513	51.09	48.91
7	16	2016	7	11	13,313	6.49	99	205,063	6,773	6,540	50.88	49.12
3	25	2016	6	8	13,312	6.49	100	205,063	5,916	7,396	44.44	55.56
4	15	2016	6	12	13,304	6.49	101	205,063	6,268	7,036	47.11	52.89
3	22	2016	3	8	13,303	6.49	102	205,063	5,954	7,349	44.76	55.24
3	16	2016	4	12	13,300	6.49	103	205,063	6,400	6,900	48.12	51.88
8	27	2016	7	12	13,298	6.48	104	205,063	7,004	6,294	52.67	47.33
8	21	2016	1	13	13,284	6.48	105	205,063	6,967	6,317	52.45	47.55
11	6	2016	1	13	13,282	6.48	106	205,063	7,059	6,223	53.15	46.85
3	16	2016	4	8	13,281	6.48	107	205,063	5,920	7,361	44.57	55.43
3	5	2016	7	14	13,277	6.47	108	205,063	6,726	6,551	50.66	49.34
6	19	2016	1	13	13,275	6.47	109	205,063	6,948	6,327	52.34	47.66
7	17	2016	1	13	13,274	6.47	110	205,063	6,998	6,276	52.72	47.28
10	23	2016	1	13	13,266	6.47	111	205,063	6,975	6,291	52.58	47.42
4	3	2016	1	11	13,261	6.47	112	205,063	6,346	6,915	47.85	52.15
9	24	2016	7	12	13,254	6.46	113	205,063	6,654	6,600	50.20	49.80
4	16	2016	7	12	13,252	6.46	114	205,063	7,209	6,043	54.40	45.60
4	22	2016	6	8	13,248	6.46	115	205,063	5,832	7,416	44.02	55.98
6	18	2016	7	14	13,239	6.46	116	205,063	6,688	6,551	50.52	49.48
2	27	2016	7	11	13,234	6.45	117	205,063	6,841	6,393	51.69	48.31
2	11	2016	5	8	13,231	6.45	118	205,063	5,898	7,333	44.58	55.42

MO	DY	YR	DAY OF WK	HR	HR VOL	PERCENT OF AADT	HOUR NUMBER	AADT	NORTH VOLUME	SOUTH VOLUME	PERCENT NORTH IS OF TOTAL VOLUME	PERCENT SOUTH IS OF TOTAL VOLUME
5	13	2016	6	8	13,231	6.45	119	205,063	5,865	7,366	44.33	55.67
5	7	2016	7	10	13,230	6.45	120	205,063	6,758	6,472	51.08	48.92
9	25	2016	1	12	13,230	6.45	121	205,063	6,532	6,698	49.37	50.63
4	8	2016	6	8	13,225	6.45	122	205,063	5,753	7,472	43.50	56.50
6	4	2016	7	13	13,225	6.45	123	205,063	6,768	6,457	51.18	48.82
2	17	2016	4	8	13,224	6.45	124	205,063	5,800	7,424	43.86	56.14
2	20	2016	7	12	13,224	6.45	125	205,063	6,977	6,247	52.76	47.24
4	6	2016	4	8	13,224	6.45	126	205,063	5,993	7,231	45.32	54.68
10	16	2016	1	18	13,224	6.45	127	205,063	6,581	6,643	49.77	50.23
5	11	2016	4	8	13,222	6.45	128	205,063	6,079	7,143	45.98	54.02
3	31	2016	5	8	13,219	6.45	129	205,063	5,989	7,230	45.31	54.69
4	21	2016	5	8	13,219	6.45	130	205,063	6,105	7,114	46.18	53.82
10	21	2016	6	12	13,219	6.45	131	205,063	6,335	6,884	47.92	52.08
5	9	2016	2	8	13,218	6.45	132	205,063	6,030	7,188	45.62	54.38
7	9	2016	7	13	13,211	6.44	133	205,063	6,817	6,394	51.60	48.40
3	5	2016	7	15	13,207	6.44	134	205,063	6,581	6,626	49.83	50.17
5	15	2016	1	17	13,201	6.44	135	205,063	6,656	6,545	50.42	49.58
5	7	2016	7	11	13,196	6.44	136	205,063	6,664	6,532	50.50	49.50
5	5	2016	5	8	13,192	6.43	137	205,063	6,007	7,185	45.54	54.46
9	21	2016	4	8	13,191	6.43	138	205,063	5,932	7,259	44.97	55.03
4	12	2016	3	8	13,188	6.43	139	205,063	5,797	7,391	43.96	56.04
4	28	2016	5	9	13,187	6.43	140	205,063	6,071	7,116	46.04	53.96
2	14	2016	1	14	13,185	6.43	141	205,063	6,793	6,392	51.52	48.48
2	26	2016	6	8	13,180	6.43	142	205,063	5,957	7,223	45.20	54.80
3	18	2016	6	8	13,177	6.43	143	205,063	5,836	7,341	44.29	55.71
1	16	2016	7	12	13,176	6.43	144	205,063	6,976	6,200	52.94	47.06
3	8	2016	3	9	13,172	6.42	145	205,063	6,387	6,785	48.49	51.51
6	12	2016	1	17	13,171	6.42	146	205,063	6,752	6,419	51.26	48.74
8	27	2016	7	13	13,168	6.42	147	205,063	6,972	6,196	52.95	47.05
6	4	2016	7	14	13,167	6.42	148	205,063	6,654	6,513	50.54	49.46
10	6	2016	5	8	13,164	6.42	149	205,063	5,972	7,192	45.37	54.63
11	12	2016	7	12	13,164	6.42	150	205,063	7,015	6,149	53.29	46.71
1	7	2016	5	15	13,161	6.42	151	205,063	6,608	6,553	50.21	49.79
2	13	2016	7	13	13,159	6.42	152	205,063	6,825	6,334	51.87	48.13
9	25	2016	1	17	13,157	6.42	153	205,063	6,703	6,454	50.95	49.05
9	29	2016	5	8	13,157	6.42	154	205,063	6,025	7,132	45.79	54.21
3	18	2016	6	12	13,154	6.41	155	205,063	6,298	6,856	47.88	52.12
5	21	2016	7	14	13,154	6.41	156	205,063	6,607	6,547	50.23	49.77
10	2	2016	1	14	13,154	6.41	157	205,063	6,800	6,354	51.70	48.30
6	3	2016	6	12	13,150	6.41	158	205,063	6,424	6,726	48.85	51.15
1	30	2016	7	16	13,147	6.41	159	205,063	6,613	6,534	50.30	49.70
6	9	2016	5	8	13,147	6.41	160	205,063	5,810	7,337	44.19	55.81
6	18	2016	7	12	13,147	6.41	161	205,063	6,974	6,173	53.05	46.95
9	17	2016	7	14	13,145	6.41	162	205,063	6,755	6,390	51.39	48.61
6	4	2016	7	12	13,144	6.41	163	205,063	6,922	6,222	52.66	47.34
3	26	2016	7	14	13,143	6.41	164	205,063	6,499	6,644	49.45	50.55
5	18	2016	4	9	13,139	6.41	165	205,063	6,178	6,961	47.02	52.98
2	26	2016	6	12	13,138	6.41	166	205,063	6,154	6,984	46.84	53.16
4	17	2016	1	13	13,138	6.41	167	205,063	7,073	6,065	53.84	46.16
5	19	2016	5	8	13,136	6.41	168	205,063	5,990	7,146	45.60	54.40
6	5	2016	1	14	13,136	6.41	169	205,063	6,672	6,464	50.79	49.21

MO	DY	YR	DAY OF WK	HR	HR VOL	PERCENT OF AADT	HOUR NUMBER	AADT	NORTH VOLUME	SOUTH VOLUME	PERCENT NORTH IS OF TOTAL VOLUME	PERCENT SOUTH IS OF TOTAL VOLUME
6	22	2016	4	8	13,135	6.41	170	205,063	5,860	7,275	44.61	55.39
10	22	2016	7	11	13,134	6.40	171	205,063	6,963	6,171	53.02	46.98
6	21	2016	3	8	13,133	6.40	172	205,063	5,726	7,407	43.60	56.40
2	6	2016	7	11	13,130	6.40	173	205,063	6,880	6,250	52.40	47.60
5	26	2016	5	10	13,127	6.40	174	205,063	6,370	6,757	48.53	51.47
4	20	2016	4	8	13,126	6.40	175	205,063	5,974	7,152	45.51	54.49
6	15	2016	4	12	13,126	6.40	176	205,063	6,236	6,890	47.51	52.49
7	5	2016	3	13	13,126	6.40	177	205,063	6,696	6,430	51.01	48.99
5	31	2016	3	8	13,125	6.40	178	205,063	5,931	7,194	45.19	54.81
5	17	2016	3	8	13,123	6.40	179	205,063	5,975	7,148	45.53	54.47
1	27	2016	4	15	13,122	6.40	180	205,063	6,583	6,539	50.17	49.83
6	23	2016	5	12	13,122	6.40	181	205,063	6,339	6,783	48.31	51.69
2	9	2016	3	8	13,120	6.40	182	205,063	5,901	7,219	44.98	55.02
9	7	2016	4	8	13,120	6.40	183	205,063	5,866	7,254	44.71	55.29
11	19	2016	7	13	13,120	6.40	184	205,063	6,746	6,374	51.42	48.58
9	18	2016	1	11	13,117	6.40	185	205,063	6,186	6,931	47.16	52.84
3	6	2016	1	15	13,115	6.40	186	205,063	6,235	6,880	47.54	52.46
9	24	2016	7	11	13,115	6.40	187	205,063	6,506	6,609	49.61	50.39
5	27	2016	6	12	13,114	6.40	188	205,063	6,291	6,823	47.97	52.03
5	6	2016	6	8	13,110	6.39	189	205,063	5,948	7,162	45.37	54.63
11	19	2016	7	12	13,109	6.39	190	205,063	6,979	6,130	53.24	46.76
3	19	2016	7	16	13,107	6.39	191	205,063	6,481	6,626	49.45	50.55
2	22	2016	2	8	13,106	6.39	192	205,063	5,980	7,126	45.63	54.37
5	15	2016	1	12	13,106	6.39	193	205,063	6,651	6,455	50.75	49.25
7	17	2016	1	14	13,106	6.39	194	205,063	6,661	6,445	50.82	49.18
3	26	2016	7	12	13,105	6.39	195	205,063	7,030	6,075	53.64	46.36
7	9	2016	7	14	13,104	6.39	196	205,063	6,689	6,415	51.05	48.95
3	11	2016	6	9	13,099	6.39	197	205,063	6,025	7,074	46.00	54.00
10	19	2016	4	8	13,099	6.39	198	205,063	5,869	7,230	44.80	55.20
1	9	2016	7	12	13,097	6.39	199	205,063	6,921	6,176	52.84	47.16
11	18	2016	6	8	13,097	6.39	200	205,063	5,875	7,222	44.86	55.14



AADT= 16,773      K 30 FACTOR= 11.96      K 100 FACTOR= 10.87      K 200 FACTOR= 10.06      D 30 FACTOR= 53.14



MO	DY	YR	DAY OF WK	HR	HR VOL	PERCENT OF AADT	HOUR NUMBER	AADT	EAST VOLUME	WEST VOLUME	PERCENT EAST IS OF TOTAL VOLUME	PERCENT WEST IS OF TOTAL VOLUME
6	11	2016	7	1	4,645	27.69	1	16,773	116	4,529	2.50	97.50
6	10	2016	6	24	2,966	17.68	2	16,773	183	2,783	6.17	93.83
8	14	2016	1	13	2,181	13.00	3	16,773	839	1,342	38.47	61.53
5	27	2016	6	16	2,145	12.79	4	16,773	1,374	771	64.06	35.94
6	26	2016	1	13	2,145	12.79	5	16,773	900	1,245	41.96	58.04
5	27	2016	6	17	2,144	12.78	6	16,773	1,323	821	61.71	38.29
9	2	2016	6	16	2,123	12.66	7	16,773	1,317	806	62.03	37.97
9	2	2016	6	17	2,119	12.63	8	16,773	1,240	879	58.52	41.48
8	7	2016	1	14	2,116	12.62	9	16,773	926	1,190	43.76	56.24
8	21	2016	1	13	2,112	12.59	10	16,773	820	1,292	38.83	61.17
8	19	2016	6	17	2,094	12.48	11	16,773	1,260	834	60.17	39.83
8	7	2016	1	13	2,073	12.36	12	16,773	814	1,259	39.27	60.73
8	14	2016	1	14	2,067	12.32	13	16,773	897	1,170	43.40	56.60
8	26	2016	6	16	2,061	12.29	14	16,773	1,194	867	57.93	42.07
8	19	2016	6	16	2,059	12.28	15	16,773	1,250	809	60.71	39.29
8	12	2016	6	17	2,057	12.26	16	16,773	1,238	819	60.18	39.82

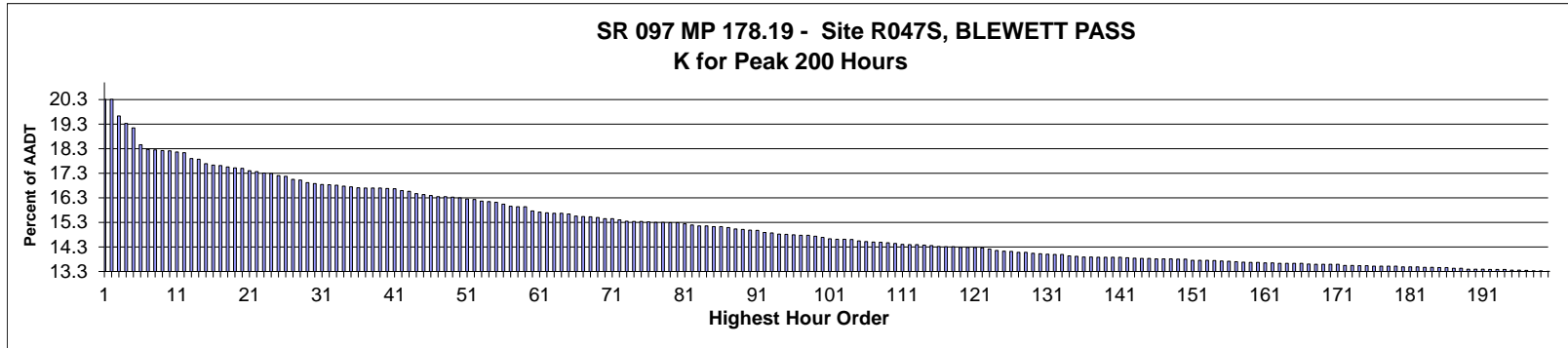


MO	DY	YR	DAY OF WK	HR	HR VOL	PERCENT OF AADT	HOUR NUMBER	AADT	EAST VOLUME	WEST VOLUME	PERCENT IS OF TOTAL VOLUME	PERCENT WEST IS OF TOTAL VOLUME
6	19	2016	1	13	2,046	12.20	17	16,773	825	1,221	40.32	59.68
6	26	2016	1	14	2,045	12.19	18	16,773	816	1,229	39.90	60.10
6	10	2016	6	16	2,040	12.16	19	16,773	1,170	870	57.35	42.65
6	17	2016	6	16	2,038	12.15	20	16,773	1,201	837	58.93	41.07
6	24	2016	6	17	2,033	12.12	21	16,773	1,176	857	57.85	42.15
6	26	2016	1	12	2,032	12.11	22	16,773	786	1,246	38.68	61.32
6	19	2016	1	14	2,030	12.10	23	16,773	816	1,214	40.20	59.80
9	30	2016	6	17	2,020	12.04	24	16,773	1,097	923	54.31	45.69
5	30	2016	2	12	2,017	12.03	25	16,773	649	1,368	32.18	67.82
8	14	2016	1	15	2,015	12.01	26	16,773	852	1,163	42.28	57.72
9	16	2016	6	16	2,014	12.01	27	16,773	1,219	795	60.53	39.47
6	19	2016	1	15	2,013	12.00	28	16,773	855	1,158	42.47	57.53
9	9	2016	6	17	2,008	11.97	29	16,773	1,134	874	56.47	43.53
8	7	2016	1	15	2,006	11.96	30	16,773	940	1,066	46.86	53.14
8	12	2016	6	16	2,006	11.96	31	16,773	1,159	847	57.78	42.22
8	21	2016	1	14	2,006	11.96	32	16,773	827	1,179	41.23	58.77
8	5	2016	6	16	1,989	11.86	33	16,773	1,133	856	56.96	43.04
8	26	2016	6	17	1,980	11.80	34	16,773	1,143	837	57.73	42.27
6	12	2016	1	13	1,974	11.77	35	16,773	831	1,143	42.10	57.90
6	26	2016	1	15	1,972	11.76	36	16,773	779	1,193	39.50	60.50
8	21	2016	1	15	1,968	11.73	37	16,773	830	1,138	42.17	57.83
6	12	2016	1	14	1,965	11.72	38	16,773	757	1,208	38.52	61.48
5	30	2016	2	11	1,959	11.68	39	16,773	548	1,411	27.97	72.03
9	9	2016	6	16	1,958	11.67	40	16,773	1,125	833	57.46	42.54
8	28	2016	1	13	1,955	11.66	41	16,773	694	1,261	35.50	64.50
6	24	2016	6	14	1,953	11.64	42	16,773	1,077	876	55.15	44.85
8	5	2016	6	17	1,953	11.64	43	16,773	1,171	782	59.96	40.04
9	16	2016	6	17	1,952	11.64	44	16,773	1,100	852	56.35	43.65
6	17	2016	6	17	1,947	11.61	45	16,773	1,108	839	56.91	43.09
8	12	2016	6	18	1,946	11.60	46	16,773	1,134	812	58.27	41.73
8	12	2016	6	15	1,944	11.59	47	16,773	1,086	858	55.86	44.14
8	19	2016	6	14	1,944	11.59	48	16,773	1,014	930	52.16	47.84
8	5	2016	6	15	1,941	11.57	49	16,773	1,126	815	58.01	41.99
8	19	2016	6	15	1,935	11.54	50	16,773	1,115	820	57.62	42.38
8	21	2016	1	12	1,934	11.53	51	16,773	731	1,203	37.80	62.20
6	19	2016	1	16	1,930	11.51	52	16,773	819	1,111	42.44	57.56
6	19	2016	1	12	1,926	11.48	53	16,773	833	1,093	43.25	56.75
8	7	2016	1	12	1,926	11.48	54	16,773	766	1,160	39.77	60.23
8	21	2016	1	16	1,924	11.47	55	16,773	854	1,070	44.39	55.61
5	30	2016	2	13	1,923	11.46	56	16,773	639	1,284	33.23	66.77
8	14	2016	1	12	1,919	11.44	57	16,773	758	1,161	39.50	60.50
8	7	2016	1	16	1,917	11.43	58	16,773	928	989	48.41	51.59
8	6	2016	7	13	1,911	11.39	59	16,773	906	1,005	47.41	52.59
6	24	2016	6	13	1,909	11.38	60	16,773	964	945	50.50	49.50
9	30	2016	6	16	1,905	11.36	61	16,773	1,115	790	58.53	41.47
6	24	2016	6	16	1,904	11.35	62	16,773	1,088	816	57.14	42.86
8	28	2016	1	14	1,904	11.35	63	16,773	786	1,118	41.28	58.72
9	2	2016	6	15	1,902	11.34	64	16,773	1,175	727	61.78	38.22
8	19	2016	6	13	1,897	11.31	65	16,773	996	901	52.50	47.50
9	2	2016	6	18	1,897	11.31	66	16,773	1,081	816	56.98	43.02
8	14	2016	1	16	1,895	11.30	67	16,773	822	1,073	43.38	56.62

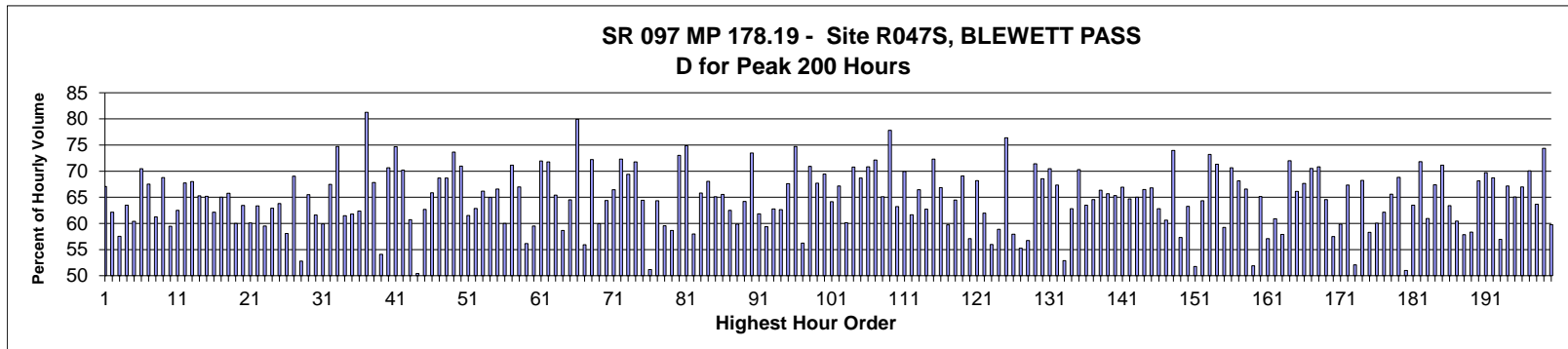
MO	DY	YR	DAY OF WK	HR	HR VOL	PERCENT OF AADT	HOUR NUMBER	AADT	EAST VOLUME	WEST VOLUME	PERCENT EAST IS OF TOTAL VOLUME	PERCENT WEST IS OF TOTAL VOLUME
10	14	2016	6	16	1,886	11.24	68	16,773	1,158	728	61.40	38.60
8	5	2016	6	14	1,884	11.23	69	16,773	987	897	52.39	47.61
9	23	2016	6	17	1,884	11.23	70	16,773	1,073	811	56.95	43.05
6	17	2016	6	15	1,883	11.23	71	16,773	1,059	824	56.24	43.76
5	30	2016	2	14	1,882	11.22	72	16,773	624	1,258	33.16	66.84
6	26	2016	1	16	1,881	11.21	73	16,773	797	1,084	42.37	57.63
8	19	2016	6	18	1,881	11.21	74	16,773	1,033	848	54.92	45.08
10	7	2016	6	16	1,879	11.20	75	16,773	1,071	808	57.00	43.00
8	12	2016	6	13	1,870	11.15	76	16,773	917	953	49.04	50.96
6	10	2016	6	17	1,869	11.14	77	16,773	1,036	833	55.43	44.57
8	28	2016	1	15	1,869	11.14	78	16,773	816	1,053	43.66	56.34
9	16	2016	6	15	1,869	11.14	79	16,773	1,064	805	56.93	43.07
6	19	2016	1	17	1,862	11.10	80	16,773	813	1,049	43.66	56.34
8	26	2016	6	15	1,859	11.08	81	16,773	1,084	775	58.31	41.69
8	5	2016	6	18	1,857	11.07	82	16,773	1,035	822	55.74	44.26
10	21	2016	6	16	1,857	11.07	83	16,773	1,013	844	54.55	45.45
11	23	2016	4	16	1,856	11.07	84	16,773	1,079	777	58.14	41.86
5	27	2016	6	18	1,855	11.06	85	16,773	1,124	731	60.59	39.41
10	7	2016	6	17	1,853	11.05	86	16,773	1,035	818	55.86	44.14
10	14	2016	6	17	1,853	11.05	87	16,773	1,073	780	57.91	42.09
5	27	2016	6	15	1,850	11.03	88	16,773	1,144	706	61.84	38.16
6	24	2016	6	15	1,847	11.01	89	16,773	1,006	841	54.47	45.53
8	7	2016	1	17	1,846	11.01	90	16,773	903	943	48.92	51.08
9	5	2016	2	11	1,845	11.00	91	16,773	523	1,322	28.35	71.65
8	5	2016	6	13	1,838	10.96	92	16,773	890	948	48.42	51.58
8	28	2016	1	12	1,838	10.96	93	16,773	697	1,141	37.92	62.08
8	6	2016	7	12	1,837	10.95	94	16,773	913	924	49.70	50.30
6	24	2016	6	18	1,836	10.95	95	16,773	1,076	760	58.61	41.39
9	23	2016	6	16	1,833	10.93	96	16,773	1,076	757	58.70	41.30
5	20	2016	6	16	1,832	10.92	97	16,773	1,059	773	57.81	42.19
8	12	2016	6	12	1,830	10.91	98	16,773	917	913	50.11	49.89
8	28	2016	1	16	1,827	10.89	99	16,773	860	967	47.07	52.93
5	28	2016	7	12	1,823	10.87	100	16,773	1,090	733	59.79	40.21
6	12	2016	1	15	1,823	10.87	101	16,773	727	1,096	39.88	60.12
5	8	2016	1	13	1,822	10.86	102	16,773	630	1,192	34.58	65.42
8	12	2016	6	14	1,820	10.85	103	16,773	924	896	50.77	49.23
8	13	2016	7	12	1,817	10.83	104	16,773	870	947	47.88	52.12
6	10	2016	6	15	1,809	10.79	105	16,773	982	827	54.28	45.72
8	6	2016	7	14	1,808	10.78	106	16,773	920	888	50.88	49.12
12	26	2016	2	13	1,802	10.74	107	16,773	826	976	45.84	54.16
6	12	2016	1	12	1,800	10.73	108	16,773	713	1,087	39.61	60.39
4	29	2016	6	16	1,796	10.71	109	16,773	1,002	794	55.79	44.21
9	11	2016	1	13	1,794	10.70	110	16,773	736	1,058	41.03	58.97
10	21	2016	6	17	1,794	10.70	111	16,773	993	801	55.35	44.65
8	5	2016	6	12	1,793	10.69	112	16,773	889	904	49.58	50.42
8	21	2016	1	17	1,793	10.69	113	16,773	791	1,002	44.12	55.88
5	27	2016	6	14	1,790	10.67	114	16,773	1,077	713	60.17	39.83
8	26	2016	6	14	1,790	10.67	115	16,773	1,012	778	56.54	43.46
8	20	2016	7	12	1,789	10.67	116	16,773	882	907	49.30	50.70
9	9	2016	6	18	1,789	10.67	117	16,773	1,047	742	58.52	41.48
5	13	2016	6	16	1,787	10.65	118	16,773	1,019	768	57.02	42.98

MO	DY	YR	DAY OF WK	HR	HR VOL	PERCENT OF AADT	HOUR NUMBER	AADT	EAST VOLUME	WEST VOLUME	PERCENT IS OF TOTAL VOLUME	PERCENT WEST IS OF TOTAL VOLUME
6	17	2016	6	18	1,785	10.64	119	16,773	988	797	55.35	44.65
9	23	2016	6	18	1,781	10.62	120	16,773	988	793	55.47	44.53
5	6	2016	6	16	1,779	10.61	121	16,773	1,093	686	61.44	38.56
9	3	2016	7	12	1,777	10.59	122	16,773	994	783	55.94	44.06
9	3	2016	7	15	1,777	10.59	123	16,773	1,035	742	58.24	41.76
8	26	2016	6	18	1,775	10.58	124	16,773	1,014	761	57.13	42.87
8	20	2016	7	13	1,771	10.56	125	16,773	875	896	49.41	50.59
9	4	2016	1	14	1,769	10.55	126	16,773	800	969	45.22	54.78
10	9	2016	1	13	1,769	10.55	127	16,773	704	1,065	39.80	60.20
5	6	2016	6	17	1,767	10.53	128	16,773	1,034	733	58.52	41.48
4	1	2016	6	17	1,764	10.52	129	16,773	998	766	56.58	43.42
8	13	2016	7	13	1,763	10.51	130	16,773	932	831	52.86	47.14
10	14	2016	6	15	1,763	10.51	131	16,773	1,037	726	58.82	41.18
10	14	2016	6	18	1,763	10.51	132	16,773	1,030	733	58.42	41.58
9	4	2016	1	13	1,761	10.50	133	16,773	756	1,005	42.93	57.07
5	13	2016	6	17	1,751	10.44	134	16,773	960	791	54.83	45.17
6	10	2016	6	18	1,750	10.43	135	16,773	1,016	734	58.06	41.94
9	17	2016	7	13	1,748	10.42	136	16,773	851	897	48.68	51.32
5	30	2016	2	15	1,746	10.41	137	16,773	645	1,101	36.94	63.06
6	18	2016	7	14	1,746	10.41	138	16,773	952	794	54.52	45.48
9	2	2016	6	14	1,746	10.41	139	16,773	997	749	57.10	42.90
9	18	2016	1	13	1,746	10.41	140	16,773	742	1,004	42.50	57.50
8	13	2016	7	14	1,745	10.40	141	16,773	903	842	51.75	48.25
5	22	2016	1	14	1,744	10.40	142	16,773	636	1,108	36.47	63.53
9	3	2016	7	13	1,744	10.40	143	16,773	997	747	57.17	42.83
8	14	2016	1	11	1,743	10.39	144	16,773	595	1,148	34.14	65.86
9	9	2016	6	15	1,743	10.39	145	16,773	967	776	55.48	44.52
9	16	2016	6	14	1,742	10.39	146	16,773	937	805	53.79	46.21
5	28	2016	7	15	1,740	10.37	147	16,773	1,025	715	58.91	41.09
6	11	2016	7	13	1,739	10.37	148	16,773	958	781	55.09	44.91
12	30	2016	6	16	1,737	10.36	149	16,773	978	759	56.30	43.70
6	12	2016	1	17	1,735	10.34	150	16,773	766	969	44.15	55.85
8	18	2016	5	16	1,735	10.34	151	16,773	963	772	55.50	44.50
6	17	2016	6	13	1,734	10.34	152	16,773	916	818	52.83	47.17
6	17	2016	6	14	1,734	10.34	153	16,773	939	795	54.15	45.85
9	17	2016	7	14	1,734	10.34	154	16,773	918	816	52.94	47.06
6	12	2016	1	16	1,733	10.33	155	16,773	747	986	43.10	56.90
6	24	2016	6	12	1,731	10.32	156	16,773	897	834	51.82	48.18
9	30	2016	6	18	1,731	10.32	157	16,773	967	764	55.86	44.14
9	30	2016	6	15	1,729	10.31	158	16,773	969	760	56.04	43.96
4	15	2016	6	17	1,726	10.29	159	16,773	954	772	55.27	44.73
10	21	2016	6	15	1,723	10.27	160	16,773	883	840	51.25	48.75
5	29	2016	1	13	1,722	10.27	161	16,773	829	893	48.14	51.86
10	23	2016	1	15	1,722	10.27	162	16,773	655	1,067	38.04	61.96
6	25	2016	7	13	1,721	10.26	163	16,773	937	784	54.45	45.55
8	14	2016	1	17	1,721	10.26	164	16,773	808	913	46.95	53.05
8	25	2016	5	16	1,721	10.26	165	16,773	961	760	55.84	44.16
9	1	2016	5	17	1,721	10.26	166	16,773	986	735	57.29	42.71
9	5	2016	2	17	1,721	10.26	167	16,773	846	875	49.16	50.84
4	8	2016	6	17	1,720	10.25	168	16,773	1,009	711	58.66	41.34
6	19	2016	1	18	1,720	10.25	169	16,773	801	919	46.57	53.43

MO	DY	YR	DAY OF WK	HR	HR VOL	PERCENT OF AADT	HOUR NUMBER	AADT	EAST VOLUME	WEST VOLUME	PERCENT EAST IS OF TOTAL VOLUME	PERCENT WEST IS OF TOTAL VOLUME
6	26	2016	1	17	1,720	10.25	170	16,773	756	964	43.95	56.05
6	28	2016	3	17	1,720	10.25	171	16,773	712	1,008	41.40	58.60
10	2	2016	1	16	1,720	10.25	172	16,773	741	979	43.08	56.92
4	15	2016	6	16	1,719	10.25	173	16,773	986	733	57.36	42.64
8	26	2016	6	13	1,719	10.25	174	16,773	914	805	53.17	46.83
10	7	2016	6	18	1,718	10.24	175	16,773	947	771	55.12	44.88
9	16	2016	6	18	1,714	10.22	176	16,773	1,002	712	58.46	41.54
5	15	2016	1	13	1,711	10.20	177	16,773	662	1,049	38.69	61.31
9	2	2016	6	13	1,711	10.20	178	16,773	906	805	52.95	47.05
5	30	2016	2	16	1,710	10.19	179	16,773	657	1,053	38.42	61.58
9	10	2016	7	17	1,709	10.19	180	16,773	732	977	42.83	57.17
8	7	2016	1	11	1,708	10.18	181	16,773	626	1,082	36.65	63.35
5	20	2016	6	17	1,707	10.18	182	16,773	949	758	55.59	44.41
9	18	2016	1	12	1,706	10.17	183	16,773	644	1,062	37.75	62.25
5	27	2016	6	13	1,704	10.16	184	16,773	1,014	690	59.51	40.49
9	11	2016	1	12	1,700	10.14	185	16,773	664	1,036	39.06	60.94
5	15	2016	1	14	1,698	10.12	186	16,773	663	1,035	39.05	60.95
8	19	2016	6	12	1,698	10.12	187	16,773	797	901	46.94	53.06
5	8	2016	1	14	1,697	10.12	188	16,773	594	1,103	35.00	65.00
9	17	2016	7	12	1,696	10.11	189	16,773	853	843	50.29	49.71
10	1	2016	7	12	1,696	10.11	190	16,773	916	780	54.01	45.99
4	8	2016	6	16	1,695	10.11	191	16,773	997	698	58.82	41.18
5	22	2016	1	13	1,693	10.09	192	16,773	620	1,073	36.62	63.38
4	10	2016	1	15	1,691	10.08	193	16,773	706	985	41.75	58.25
9	5	2016	2	15	1,691	10.08	194	16,773	782	909	46.24	53.76
6	25	2016	7	12	1,690	10.08	195	16,773	916	774	54.20	45.80
6	26	2016	1	11	1,690	10.08	196	16,773	636	1,054	37.63	62.37
8	11	2016	5	16	1,690	10.08	197	16,773	942	748	55.74	44.26
10	1	2016	7	14	1,690	10.08	198	16,773	907	783	53.67	46.33
8	6	2016	7	15	1,689	10.07	199	16,773	903	786	53.46	46.54
5	29	2016	1	14	1,688	10.06	200	16,773	786	902	46.56	53.44



AADT= 6,234      K 30 FACTOR= 16.88      K 100 FACTOR= 14.69      K 200 FACTOR= 13.31      D 30 FACTOR= 61.60



MO	DY	YR	DAY OF WK	HR	HR VOL	PERCENT OF AADT	HOUR NUMBER	AADT	NORTH VOLUME	SOUTH VOLUME	PERCENT NORTH IS OF TOTAL VOLUME	PERCENT SOUTH IS OF TOTAL VOLUME
7	17	2016	1	14	1,266	20.31	1	6,234	417	849	32.94	67.06
8	21	2016	1	14	1,266	20.31	2	6,234	479	787	37.84	62.16
9	5	2016	2	12	1,224	19.63	3	6,234	520	704	42.48	57.52
8	14	2016	1	13	1,205	19.33	4	6,234	440	765	36.51	63.49
8	7	2016	1	14	1,194	19.15	5	6,234	473	721	39.61	60.39
8	21	2016	1	12	1,151	18.46	6	6,234	340	811	29.54	70.46
7	17	2016	1	13	1,139	18.27	7	6,234	370	769	32.48	67.52
8	7	2016	1	13	1,138	18.25	8	6,234	441	697	38.75	61.25
7	17	2016	1	12	1,136	18.22	9	6,234	355	781	31.25	68.75
8	7	2016	1	15	1,135	18.21	10	6,234	460	675	40.53	59.47
8	14	2016	1	14	1,133	18.17	11	6,234	425	708	37.51	62.49
9	5	2016	2	11	1,131	18.14	12	6,234	365	766	32.27	67.73
8	21	2016	1	13	1,116	17.90	13	6,234	357	759	31.99	68.01
8	21	2016	1	15	1,114	17.87	14	6,234	387	727	34.74	65.26
6	26	2016	1	13	1,103	17.69	15	6,234	384	719	34.81	65.19
7	24	2016	1	13	1,099	17.63	16	6,234	416	683	37.85	62.15

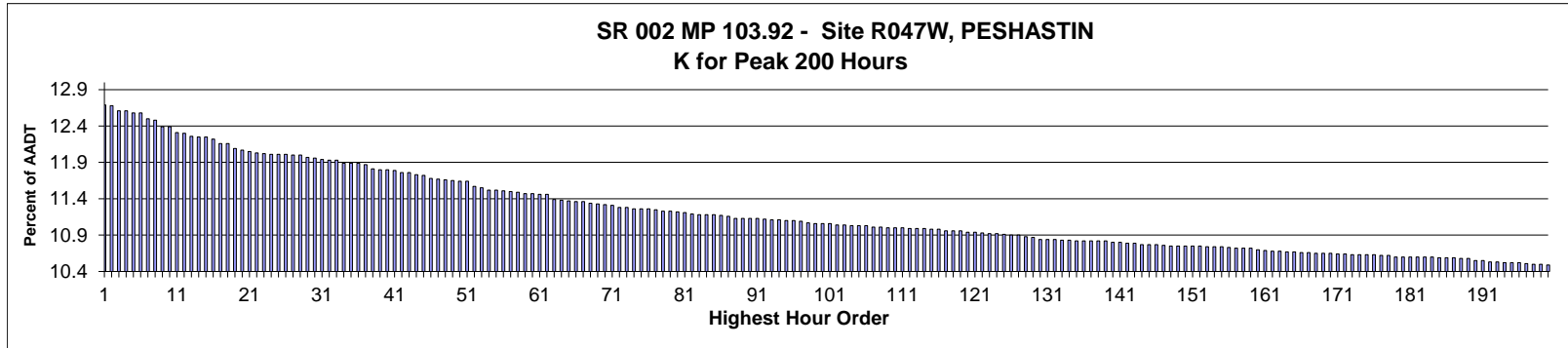
MO	DY	YR	DAY OF WK	HR	HR VOL	PERCENT OF AADT	HOUR NUMBER	AADT	NORTH VOLUME	SOUTH VOLUME	PERCENT NORTH IS OF TOTAL VOLUME	PERCENT SOUTH IS OF TOTAL VOLUME
8	14	2016	1	15	1,098	17.61	17	6,234	384	714	34.97	65.03
8	28	2016	1	14	1,095	17.56	18	6,234	375	720	34.25	65.75
8	7	2016	1	12	1,092	17.52	19	6,234	437	655	40.02	59.98
7	10	2016	1	13	1,091	17.50	20	6,234	399	692	36.57	63.43
8	14	2016	1	16	1,085	17.40	21	6,234	433	652	39.91	60.09
7	24	2016	1	12	1,083	17.37	22	6,234	397	686	36.66	63.34
7	24	2016	1	15	1,079	17.31	23	6,234	437	642	40.50	59.50
7	17	2016	1	15	1,078	17.29	24	6,234	400	678	37.11	62.89
6	26	2016	1	14	1,072	17.20	25	6,234	388	684	36.19	63.81
7	24	2016	1	16	1,071	17.18	26	6,234	449	622	41.92	58.08
8	14	2016	1	12	1,063	17.05	27	6,234	329	734	30.95	69.05
7	31	2016	1	16	1,061	17.02	28	6,234	501	560	47.22	52.78
10	9	2016	1	13	1,055	16.92	29	6,234	364	691	34.50	65.50
7	24	2016	1	14	1,052	16.88	30	6,234	404	648	38.40	61.60
6	26	2016	1	16	1,050	16.84	31	6,234	421	629	40.10	59.90
7	31	2016	1	13	1,049	16.83	32	6,234	341	708	32.51	67.49
5	30	2016	2	12	1,048	16.81	33	6,234	265	783	25.29	74.71
6	26	2016	1	15	1,046	16.78	34	6,234	403	643	38.53	61.47
8	7	2016	1	16	1,044	16.75	35	6,234	399	645	38.22	61.78
6	19	2016	1	16	1,042	16.71	36	6,234	392	650	37.62	62.38
5	30	2016	2	11	1,041	16.70	37	6,234	195	846	18.73	81.27
7	31	2016	1	12	1,041	16.70	38	6,234	335	706	32.18	67.82
12	26	2016	2	13	1,041	16.70	39	6,234	563	478	54.08	45.92
8	28	2016	1	13	1,040	16.68	40	6,234	305	735	29.33	70.67
7	2	2016	7	12	1,039	16.67	41	6,234	776	263	74.69	25.31
7	1	2016	6	16	1,034	16.59	42	6,234	726	308	70.21	29.79
8	28	2016	1	15	1,033	16.57	43	6,234	406	627	39.30	60.70
12	26	2016	2	12	1,027	16.47	44	6,234	509	518	49.56	50.44
8	21	2016	1	16	1,024	16.43	45	6,234	382	642	37.30	62.70
8	7	2016	1	17	1,022	16.39	46	6,234	349	673	34.15	65.85
6	26	2016	1	12	1,019	16.35	47	6,234	319	700	31.31	68.69
7	10	2016	1	14	1,019	16.35	48	6,234	319	700	31.31	68.69
7	2	2016	7	15	1,018	16.33	49	6,234	750	268	73.67	26.33
7	10	2016	1	12	1,016	16.30	50	6,234	295	721	29.04	70.96
8	21	2016	1	17	1,013	16.25	51	6,234	390	623	38.50	61.50
6	19	2016	1	15	1,012	16.23	52	6,234	376	636	37.15	62.85
7	31	2016	1	14	1,008	16.17	53	6,234	341	667	33.83	66.17
6	12	2016	1	13	1,007	16.15	54	6,234	353	654	35.05	64.95
6	19	2016	1	14	1,005	16.12	55	6,234	336	669	33.43	66.57
7	22	2016	6	15	1,000	16.04	56	6,234	600	400	60.00	40.00
8	28	2016	1	12	995	15.96	57	6,234	287	708	28.84	71.16
7	15	2016	6	17	994	15.94	58	6,234	666	328	67.00	33.00
7	17	2016	1	16	994	15.94	59	6,234	436	558	43.86	56.14
12	26	2016	2	15	983	15.77	60	6,234	585	398	59.51	40.49
10	2	2016	1	14	980	15.72	61	6,234	275	705	28.06	71.94
5	30	2016	2	14	978	15.69	62	6,234	276	702	28.22	71.78
6	12	2016	1	14	977	15.67	63	6,234	338	639	34.60	65.40
7	24	2016	1	17	977	15.67	64	6,234	404	573	41.35	58.65
7	31	2016	1	15	975	15.64	65	6,234	346	629	35.49	64.51
12	17	2016	7	14	970	15.56	66	6,234	775	195	79.90	20.10
7	31	2016	1	17	969	15.54	67	6,234	427	542	44.07	55.93

MO	DY	YR	DAY OF WK	HR	HR VOL	PERCENT OF AADT	HOUR NUMBER	AADT	NORTH VOLUME	SOUTH VOLUME	PERCENT NORTH IS OF TOTAL VOLUME	PERCENT SOUTH IS OF TOTAL VOLUME
7	1	2016	6	17	968	15.53	68	6,234	699	269	72.21	27.79
12	26	2016	2	14	966	15.50	69	6,234	579	387	59.94	40.06
6	12	2016	1	15	963	15.45	70	6,234	343	620	35.62	64.38
10	2	2016	1	16	963	15.45	71	6,234	323	640	33.54	66.46
7	2	2016	7	14	960	15.40	72	6,234	694	266	72.29	27.71
5	30	2016	2	13	957	15.35	73	6,234	293	664	30.62	69.38
5	30	2016	2	15	956	15.34	74	6,234	270	686	28.24	71.76
8	28	2016	1	16	956	15.34	75	6,234	340	616	35.56	64.44
9	5	2016	2	13	955	15.32	76	6,234	489	466	51.20	48.80
6	12	2016	1	12	954	15.30	77	6,234	340	614	35.64	64.36
7	23	2016	7	13	954	15.30	78	6,234	568	386	59.54	40.46
6	19	2016	1	13	953	15.29	79	6,234	394	559	41.34	58.66
7	2	2016	7	13	953	15.29	80	6,234	696	257	73.03	26.97
10	9	2016	1	12	950	15.24	81	6,234	239	711	25.16	74.84
6	26	2016	1	17	947	15.19	82	6,234	398	549	42.03	57.97
7	22	2016	6	16	945	15.16	83	6,234	622	323	65.82	34.18
8	19	2016	6	16	945	15.16	84	6,234	643	302	68.04	31.96
6	19	2016	1	17	943	15.13	85	6,234	329	614	34.89	65.11
7	22	2016	6	17	943	15.13	86	6,234	618	325	65.54	34.46
8	14	2016	1	17	941	15.09	87	6,234	353	588	37.51	62.49
7	3	2016	1	13	937	15.03	88	6,234	561	376	59.87	40.13
7	15	2016	6	16	936	15.01	89	6,234	601	335	64.21	35.79
10	9	2016	1	14	934	14.98	90	6,234	248	686	26.55	73.45
6	19	2016	1	12	933	14.97	91	6,234	356	577	38.16	61.84
7	24	2016	1	18	928	14.89	92	6,234	377	551	40.63	59.38
8	19	2016	6	15	927	14.87	93	6,234	582	345	62.78	37.22
7	1	2016	6	13	924	14.82	94	6,234	579	345	62.66	37.34
9	11	2016	1	12	923	14.81	95	6,234	299	624	32.39	67.61
5	28	2016	7	12	922	14.79	96	6,234	689	233	74.73	25.27
7	29	2016	6	14	921	14.77	97	6,234	518	403	56.24	43.76
9	18	2016	1	12	921	14.77	98	6,234	268	653	29.10	70.90
6	10	2016	6	16	919	14.74	99	6,234	622	297	67.68	32.32
7	15	2016	6	18	916	14.69	100	6,234	636	280	69.43	30.57
7	15	2016	6	15	912	14.63	101	6,234	585	327	64.14	35.86
7	1	2016	6	15	911	14.61	102	6,234	612	299	67.18	32.82
7	17	2016	1	17	911	14.61	103	6,234	363	548	39.85	60.15
7	2	2016	7	11	910	14.60	104	6,234	644	266	70.77	29.23
9	5	2016	2	15	907	14.55	105	6,234	284	623	31.31	68.69
7	1	2016	6	18	905	14.52	106	6,234	641	264	70.83	29.17
5	27	2016	6	16	904	14.50	107	6,234	652	252	72.12	27.88
6	17	2016	6	16	903	14.49	108	6,234	588	315	65.12	34.88
10	16	2016	1	12	902	14.47	109	6,234	200	702	22.17	77.83
7	5	2016	3	13	900	14.44	110	6,234	331	569	36.78	63.22
7	5	2016	3	12	898	14.40	111	6,234	270	628	30.07	69.93
8	7	2016	1	18	897	14.39	112	6,234	344	553	38.35	61.65
8	19	2016	6	17	897	14.39	113	6,234	596	301	66.44	33.56
8	13	2016	7	13	896	14.37	114	6,234	562	334	62.72	37.28
7	4	2016	2	13	895	14.36	115	6,234	248	647	27.71	72.29
6	5	2016	1	14	893	14.32	116	6,234	296	597	33.15	66.85
7	8	2016	6	15	892	14.31	117	6,234	533	359	59.75	40.25
9	25	2016	1	12	892	14.31	118	6,234	317	575	35.54	64.46

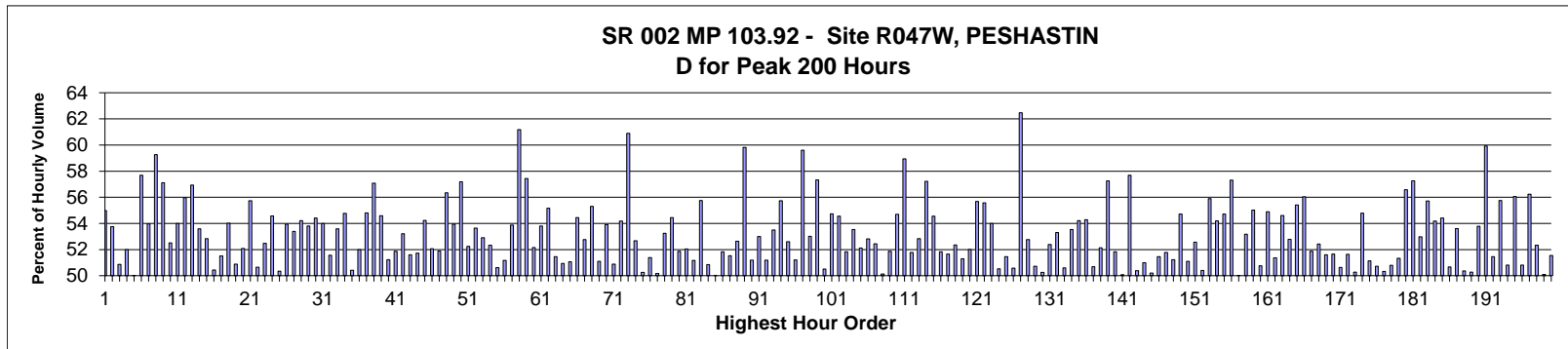
MO	DY	YR	DAY OF WK	HR	HR VOL	PERCENT OF AADT	HOUR NUMBER	AADT	NORTH VOLUME	SOUTH VOLUME	PERCENT NORTH IS OF TOTAL VOLUME	PERCENT SOUTH IS OF TOTAL VOLUME
6	5	2016	1	13	890	14.28	119	6,234	275	615	30.90	69.10
7	22	2016	6	14	890	14.28	120	6,234	508	382	57.08	42.92
7	29	2016	6	16	890	14.28	121	6,234	607	283	68.20	31.80
9	18	2016	1	13	889	14.26	122	6,234	338	551	38.02	61.98
8	19	2016	6	13	886	14.21	123	6,234	496	390	55.98	44.02
9	16	2016	6	15	883	14.16	124	6,234	520	363	58.89	41.11
10	2	2016	1	12	881	14.13	125	6,234	208	673	23.61	76.39
7	3	2016	1	14	880	14.12	126	6,234	510	370	57.95	42.05
6	24	2016	6	14	878	14.08	127	6,234	485	393	55.24	44.76
8	6	2016	7	12	878	14.08	128	6,234	498	380	56.72	43.28
8	14	2016	1	11	875	14.04	129	6,234	250	625	28.57	71.43
10	9	2016	1	16	874	14.02	130	6,234	275	599	31.46	68.54
10	9	2016	1	15	873	14.00	131	6,234	258	615	29.55	70.45
7	4	2016	2	14	872	13.99	132	6,234	285	587	32.68	67.32
12	18	2016	1	13	872	13.99	133	6,234	461	411	52.87	47.13
8	28	2016	1	17	869	13.94	134	6,234	323	546	37.17	62.83
10	14	2016	6	16	868	13.92	135	6,234	610	258	70.28	29.72
6	12	2016	1	16	866	13.89	136	6,234	316	550	36.49	63.51
8	5	2016	6	16	866	13.89	137	6,234	559	307	64.55	35.45
5	22	2016	1	14	865	13.88	138	6,234	291	574	33.64	66.36
7	24	2016	1	11	865	13.88	139	6,234	297	568	34.34	65.66
8	26	2016	6	16	865	13.88	140	6,234	565	300	65.32	34.68
9	3	2016	7	12	865	13.88	141	6,234	579	286	66.94	33.06
7	2	2016	7	16	864	13.86	142	6,234	559	305	64.70	35.30
6	17	2016	6	17	863	13.84	143	6,234	561	302	65.01	34.99
5	27	2016	6	17	862	13.83	144	6,234	573	289	66.47	33.53
6	12	2016	1	17	862	13.83	145	6,234	286	576	33.18	66.82
8	12	2016	6	18	861	13.81	146	6,234	541	320	62.83	37.17
8	20	2016	7	12	861	13.81	147	6,234	522	339	60.63	39.37
10	23	2016	1	14	861	13.81	148	6,234	224	637	26.02	73.98
7	23	2016	7	12	860	13.80	149	6,234	493	367	57.33	42.67
9	16	2016	6	16	860	13.80	150	6,234	544	316	63.26	36.74
7	3	2016	1	15	858	13.76	151	6,234	444	414	51.75	48.25
8	7	2016	1	11	858	13.76	152	6,234	306	552	35.66	64.34
10	2	2016	1	15	858	13.76	153	6,234	230	628	26.81	73.19
6	26	2016	1	11	857	13.75	154	6,234	246	611	28.70	71.30
7	15	2016	6	13	856	13.73	155	6,234	507	349	59.23	40.77
10	23	2016	1	15	855	13.72	156	6,234	251	604	29.36	70.64
6	5	2016	1	12	854	13.70	157	6,234	272	582	31.85	68.15
9	5	2016	2	16	853	13.68	158	6,234	285	568	33.41	66.59
8	12	2016	6	13	852	13.67	159	6,234	410	442	48.12	51.88
9	25	2016	1	15	852	13.67	160	6,234	297	555	34.86	65.14
7	16	2016	7	12	851	13.65	161	6,234	486	365	57.11	42.89
12	26	2016	2	16	851	13.65	162	6,234	518	333	60.87	39.13
8	19	2016	6	14	850	13.63	163	6,234	492	358	57.88	42.12
8	21	2016	1	11	850	13.63	164	6,234	238	612	28.00	72.00
8	26	2016	6	17	850	13.63	165	6,234	562	288	66.12	33.88
9	30	2016	6	17	850	13.63	166	6,234	575	275	67.65	32.35
7	4	2016	2	12	848	13.60	167	6,234	250	598	29.48	70.52
5	27	2016	6	15	847	13.59	168	6,234	600	247	70.84	29.16
7	1	2016	6	14	847	13.59	169	6,234	547	300	64.58	35.42



MO	DY	YR	DAY OF WK	HR	HR VOL	PERCENT OF AADT	HOUR NUMBER	AADT	NORTH VOLUME	SOUTH VOLUME	PERCENT NORTH IS OF TOTAL VOLUME	PERCENT SOUTH IS OF TOTAL VOLUME
7	15	2016	6	14	847	13.59	170	6,234	487	360	57.50	42.50
8	21	2016	1	18	847	13.59	171	6,234	340	507	40.14	59.86
5	30	2016	2	16	845	13.55	172	6,234	276	569	32.66	67.34
7	3	2016	1	12	845	13.55	173	6,234	440	405	52.07	47.93
6	24	2016	6	17	844	13.54	174	6,234	576	268	68.25	31.75
7	16	2016	7	13	844	13.54	175	6,234	492	352	58.29	41.71
6	19	2016	1	18	843	13.52	176	6,234	337	506	39.98	60.02
8	5	2016	6	15	843	13.52	177	6,234	524	319	62.16	37.84
9	11	2016	1	13	843	13.52	178	6,234	290	553	34.40	65.60
10	7	2016	6	18	843	13.52	179	6,234	580	263	68.80	31.20
8	12	2016	6	12	841	13.49	180	6,234	412	429	48.99	51.01
9	30	2016	6	16	841	13.49	181	6,234	534	307	63.50	36.50
10	2	2016	1	13	841	13.49	182	6,234	237	604	28.18	71.82
7	29	2016	6	15	840	13.47	183	6,234	512	328	60.95	39.05
8	19	2016	6	18	840	13.47	184	6,234	566	274	67.38	32.62
6	5	2016	1	16	839	13.46	185	6,234	242	597	28.84	71.16
6	11	2016	7	12	839	13.46	186	6,234	532	307	63.41	36.59
6	24	2016	6	16	837	13.43	187	6,234	506	331	60.45	39.55
7	9	2016	7	12	837	13.43	188	6,234	484	353	57.83	42.17
1	2	2016	7	14	835	13.39	189	6,234	348	487	41.68	58.32
5	8	2016	1	15	835	13.39	190	6,234	266	569	31.86	68.14
5	15	2016	1	14	835	13.39	191	6,234	253	582	30.30	69.70
9	3	2016	7	15	834	13.38	192	6,234	573	261	68.71	31.29
9	5	2016	2	14	834	13.38	193	6,234	359	475	43.05	56.95
10	23	2016	1	16	834	13.38	194	6,234	274	560	32.85	67.15
5	22	2016	1	15	833	13.36	195	6,234	291	542	34.93	65.07
7	29	2016	6	17	833	13.36	196	6,234	558	275	66.99	33.01
10	23	2016	1	13	832	13.35	197	6,234	249	583	29.93	70.07
8	26	2016	6	15	831	13.33	198	6,234	529	302	63.66	36.34
10	16	2016	1	13	831	13.33	199	6,234	213	618	25.63	74.37
8	28	2016	1	18	830	13.31	200	6,234	334	496	40.24	59.76



**AADT= 14,127      K 30 FACTOR= 11.96      K 100 FACTOR= 11.06      K 200 FACTOR= 10.49      D 30 FACTOR= 54.41**



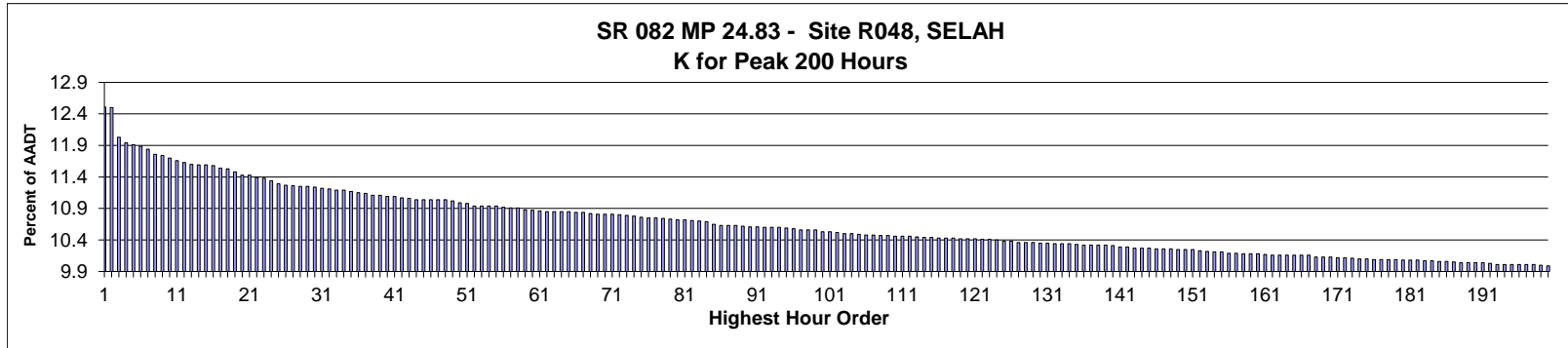
MO	DY	YR	DAY OF WK	HR	HR VOL	PERCENT OF AADT	HOUR NUMBER	AADT	EAST VOLUME	WEST VOLUME	PERCENT EAST IS OF TOTAL VOLUME	PERCENT WEST IS OF TOTAL VOLUME
8	14	2016	1	13	1,793	12.69	1	14,127	807	986	45.01	54.99
7	17	2016	1	14	1,792	12.68	2	14,127	829	963	46.26	53.74
8	7	2016	1	14	1,781	12.61	3	14,127	875	906	49.13	50.87
9	30	2016	6	17	1,781	12.61	4	14,127	855	926	48.01	51.99
6	26	2016	1	13	1,777	12.58	5	14,127	889	888	50.03	49.97
8	12	2016	6	16	1,777	12.58	6	14,127	1,025	752	57.68	42.32
9	2	2016	6	17	1,766	12.50	7	14,127	953	813	53.96	46.04
9	2	2016	6	16	1,763	12.48	8	14,127	1,045	718	59.27	40.73
9	16	2016	6	16	1,751	12.39	9	14,127	1,000	751	57.11	42.89
6	26	2016	1	12	1,750	12.39	10	14,127	831	919	47.49	52.51
7	1	2016	6	16	1,739	12.31	11	14,127	939	800	54.00	46.00
8	7	2016	1	13	1,737	12.30	12	14,127	765	972	44.04	55.96
8	12	2016	6	17	1,732	12.26	13	14,127	986	746	56.93	43.07
8	19	2016	6	17	1,730	12.25	14	14,127	927	803	53.58	46.42
8	26	2016	6	16	1,730	12.25	15	14,127	914	816	52.83	47.17
7	22	2016	6	16	1,727	12.22	16	14,127	871	856	50.43	49.57

MO	DY	YR	DAY OF WK	HR	HR VOL	PERCENT OF AADT	HOUR NUMBER	AADT	EAST VOLUME	WEST VOLUME	PERCENT EAST IS OF TOTAL VOLUME	PERCENT WEST IS OF TOTAL VOLUME
7	24	2016	1	13	1,718	12.16	17	14,127	833	885	48.49	51.51
8	7	2016	1	12	1,718	12.16	18	14,127	790	928	45.98	54.02
10	7	2016	6	16	1,708	12.09	19	14,127	869	839	50.88	49.12
8	5	2016	6	16	1,705	12.07	20	14,127	888	817	52.08	47.92
6	19	2016	1	13	1,703	12.05	21	14,127	754	949	44.27	55.73
7	22	2016	6	17	1,700	12.03	22	14,127	861	839	50.65	49.35
7	31	2016	1	13	1,698	12.02	23	14,127	807	891	47.53	52.47
7	24	2016	1	12	1,697	12.01	24	14,127	771	926	45.43	54.57
6	10	2016	6	16	1,696	12.01	25	14,127	854	842	50.35	49.65
7	31	2016	1	12	1,696	12.01	26	14,127	781	915	46.05	53.95
7	15	2016	6	16	1,695	12.00	27	14,127	905	790	53.39	46.61
8	19	2016	6	16	1,695	12.00	28	14,127	919	776	54.22	45.78
9	9	2016	6	17	1,691	11.97	29	14,127	910	781	53.81	46.19
9	30	2016	6	16	1,689	11.96	30	14,127	919	770	54.41	45.59
9	9	2016	6	16	1,687	11.94	31	14,127	911	776	54.00	46.00
6	24	2016	6	17	1,685	11.93	32	14,127	869	816	51.57	48.43
7	17	2016	1	13	1,685	11.93	33	14,127	782	903	46.41	53.59
6	17	2016	6	16	1,680	11.89	34	14,127	920	760	54.76	45.24
8	14	2016	1	12	1,680	11.89	35	14,127	833	847	49.58	50.42
7	17	2016	1	12	1,679	11.89	36	14,127	806	873	48.00	52.00
7	29	2016	6	16	1,677	11.87	37	14,127	919	758	54.80	45.20
5	27	2016	6	16	1,668	11.81	38	14,127	952	716	57.07	42.93
6	26	2016	1	14	1,667	11.80	39	14,127	757	910	45.41	54.59
10	7	2016	6	17	1,667	11.80	40	14,127	813	854	48.77	51.23
8	26	2016	6	17	1,666	11.79	41	14,127	864	802	51.86	48.14
7	24	2016	1	14	1,661	11.76	42	14,127	777	884	46.78	53.22
8	21	2016	1	13	1,661	11.76	43	14,127	804	857	48.40	51.60
7	15	2016	6	17	1,657	11.73	44	14,127	857	800	51.72	48.28
9	30	2016	6	18	1,656	11.72	45	14,127	758	898	45.77	54.23
7	15	2016	6	15	1,650	11.68	46	14,127	859	791	52.06	47.94
6	19	2016	1	14	1,648	11.67	47	14,127	793	855	48.12	51.88
5	27	2016	6	17	1,647	11.66	48	14,127	928	719	56.34	43.66
8	12	2016	6	15	1,646	11.65	49	14,127	888	758	53.95	46.05
5	30	2016	2	12	1,644	11.64	50	14,127	704	940	42.82	57.18
7	22	2016	6	15	1,644	11.64	51	14,127	859	785	52.25	47.75
10	14	2016	6	16	1,635	11.57	52	14,127	877	758	53.64	46.36
10	9	2016	1	12	1,631	11.55	53	14,127	863	768	52.91	47.09
7	8	2016	6	16	1,628	11.52	54	14,127	852	776	52.33	47.67
12	30	2016	6	16	1,628	11.52	55	14,127	824	804	50.61	49.39
7	31	2016	1	14	1,626	11.51	56	14,127	794	832	48.83	51.17
8	5	2016	6	17	1,624	11.50	57	14,127	875	749	53.88	46.12
10	8	2016	7	12	1,623	11.49	58	14,127	630	993	38.82	61.18
9	5	2016	2	12	1,621	11.47	59	14,127	690	931	42.57	57.43
7	2	2016	7	13	1,620	11.47	60	14,127	775	845	47.84	52.16
6	26	2016	1	15	1,619	11.46	61	14,127	748	871	46.20	53.80
8	3	2016	4	16	1,619	11.46	62	14,127	893	726	55.16	44.84
9	16	2016	6	17	1,609	11.39	63	14,127	828	781	51.46	48.54
7	15	2016	6	18	1,608	11.38	64	14,127	819	789	50.93	49.07
8	5	2016	6	14	1,606	11.37	65	14,127	820	786	51.06	48.94
5	29	2016	1	13	1,605	11.36	66	14,127	731	874	45.55	54.45
7	1	2016	6	15	1,605	11.36	67	14,127	847	758	52.77	47.23

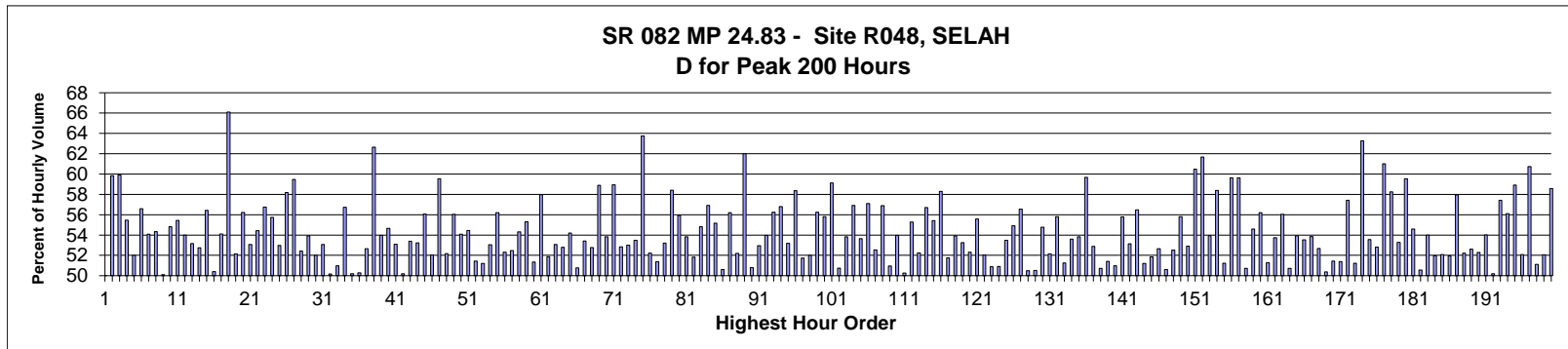
MO	DY	YR	DAY OF WK	HR	HR VOL	PERCENT OF AADT	HOUR NUMBER	AADT	EAST VOLUME	WEST VOLUME	PERCENT EAST IS OF TOTAL VOLUME	PERCENT WEST IS OF TOTAL VOLUME
6	24	2016	6	15	1,602	11.34	68	14,127	886	716	55.31	44.69
6	24	2016	6	13	1,601	11.33	69	14,127	783	818	48.91	51.09
6	24	2016	6	16	1,599	11.32	70	14,127	862	737	53.91	46.09
6	12	2016	1	13	1,598	11.31	71	14,127	785	813	49.12	50.88
5	28	2016	7	15	1,593	11.28	72	14,127	863	730	54.17	45.83
9	5	2016	2	11	1,593	11.28	73	14,127	623	970	39.11	60.89
8	7	2016	1	15	1,591	11.26	74	14,127	838	753	52.67	47.33
8	14	2016	1	14	1,590	11.26	75	14,127	791	799	49.75	50.25
8	21	2016	1	14	1,590	11.26	76	14,127	773	817	48.62	51.38
7	24	2016	1	15	1,589	11.25	77	14,127	797	792	50.16	49.84
6	12	2016	1	14	1,587	11.23	78	14,127	742	845	46.75	53.25
7	23	2016	7	13	1,587	11.23	79	14,127	723	864	45.56	54.44
7	22	2016	6	14	1,585	11.22	80	14,127	763	822	48.14	51.86
9	23	2016	6	17	1,583	11.21	81	14,127	824	759	52.05	47.95
6	19	2016	1	15	1,581	11.19	82	14,127	772	809	48.83	51.17
8	4	2016	5	16	1,580	11.18	83	14,127	881	699	55.76	44.24
7	15	2016	6	14	1,579	11.18	84	14,127	776	803	49.15	50.85
8	12	2016	6	13	1,579	11.18	85	14,127	789	790	49.97	50.03
7	2	2016	7	16	1,578	11.17	86	14,127	818	760	51.84	48.16
10	9	2016	1	13	1,576	11.16	87	14,127	764	812	48.48	51.52
5	29	2016	1	14	1,573	11.13	88	14,127	745	828	47.36	52.64
9	5	2016	2	13	1,573	11.13	89	14,127	632	941	40.18	59.82
10	1	2016	7	14	1,573	11.13	90	14,127	805	768	51.18	48.82
7	17	2016	1	15	1,572	11.13	91	14,127	739	833	47.01	52.99
8	21	2016	1	15	1,571	11.12	92	14,127	804	767	51.18	48.82
7	10	2016	1	14	1,570	11.11	93	14,127	730	840	46.50	53.50
9	4	2016	1	13	1,570	11.11	94	14,127	695	875	44.27	55.73
7	22	2016	6	13	1,568	11.10	95	14,127	743	825	47.39	52.61
8	27	2016	7	17	1,568	11.10	96	14,127	803	765	51.21	48.79
5	30	2016	2	13	1,567	11.09	97	14,127	633	934	40.40	59.60
8	19	2016	6	15	1,564	11.07	98	14,127	829	735	53.01	46.99
8	6	2016	7	13	1,563	11.06	99	14,127	667	896	42.67	57.33
8	19	2016	6	13	1,562	11.06	100	14,127	773	789	49.49	50.51
8	28	2016	1	13	1,562	11.06	101	14,127	707	855	45.26	54.74
7	3	2016	1	14	1,560	11.04	102	14,127	709	851	45.45	54.55
8	5	2016	6	13	1,559	11.04	103	14,127	751	808	48.17	51.83
7	1	2016	6	17	1,558	11.03	104	14,127	834	724	53.53	46.47
7	2	2016	7	12	1,558	11.03	105	14,127	746	812	47.88	52.12
10	7	2016	6	18	1,558	11.03	106	14,127	735	823	47.18	52.82
7	3	2016	1	15	1,556	11.01	107	14,127	740	816	47.56	52.44
7	31	2016	1	15	1,556	11.01	108	14,127	780	776	50.13	49.87
8	19	2016	6	14	1,554	11.00	109	14,127	748	806	48.13	51.87
9	4	2016	1	14	1,554	11.00	110	14,127	704	850	45.30	54.70
12	26	2016	2	13	1,554	11.00	111	14,127	638	916	41.06	58.94
7	10	2016	1	13	1,553	10.99	112	14,127	749	804	48.23	51.77
5	28	2016	7	12	1,552	10.99	113	14,127	732	820	47.16	52.84
7	3	2016	1	13	1,552	10.99	114	14,127	664	888	42.78	57.22
7	24	2016	1	16	1,551	10.98	115	14,127	846	705	54.55	45.45
10	21	2016	6	17	1,551	10.98	116	14,127	804	747	51.84	48.16
6	17	2016	6	15	1,549	10.96	117	14,127	800	749	51.65	48.35
8	5	2016	6	15	1,549	10.96	118	14,127	811	738	52.36	47.64

MO	DY	YR	DAY OF WK	HR	HR VOL	PERCENT OF AADT	HOUR NUMBER	AADT	EAST VOLUME	WEST VOLUME	PERCENT EAST IS OF TOTAL VOLUME	PERCENT WEST IS OF TOTAL VOLUME
6	26	2016	1	16	1,548	10.96	119	14,127	754	794	48.71	51.29
7	2	2016	7	15	1,546	10.94	120	14,127	742	804	47.99	52.01
10	1	2016	7	12	1,546	10.94	121	14,127	685	861	44.31	55.69
7	30	2016	7	12	1,544	10.93	122	14,127	686	858	44.43	55.57
6	24	2016	6	14	1,543	10.92	123	14,127	833	710	53.99	46.01
7	8	2016	6	15	1,542	10.92	124	14,127	763	779	49.48	50.52
6	5	2016	1	13	1,541	10.91	125	14,127	748	793	48.54	51.46
8	5	2016	6	18	1,540	10.90	126	14,127	779	761	50.58	49.42
9	5	2016	2	14	1,540	10.90	127	14,127	578	962	37.53	62.47
5	13	2016	6	16	1,537	10.88	128	14,127	811	726	52.77	47.23
10	14	2016	6	17	1,536	10.87	129	14,127	757	779	49.28	50.72
6	17	2016	6	17	1,532	10.84	130	14,127	762	770	49.74	50.26
7	10	2016	1	12	1,531	10.84	131	14,127	729	802	47.62	52.38
9	16	2016	6	15	1,531	10.84	132	14,127	816	715	53.30	46.70
9	17	2016	7	14	1,530	10.83	133	14,127	756	774	49.41	50.59
10	21	2016	6	16	1,530	10.83	134	14,127	819	711	53.53	46.47
7	2	2016	7	14	1,529	10.82	135	14,127	700	829	45.78	54.22
7	30	2016	7	13	1,529	10.82	136	14,127	699	830	45.72	54.28
8	6	2016	7	14	1,529	10.82	137	14,127	754	775	49.31	50.69
10	1	2016	7	13	1,529	10.82	138	14,127	732	797	47.87	52.13
5	30	2016	2	11	1,528	10.82	139	14,127	653	875	42.74	57.26
7	5	2016	3	16	1,526	10.80	140	14,127	791	735	51.83	48.17
12	2	2016	6	16	1,526	10.80	141	14,127	762	764	49.93	50.07
6	3	2016	6	16	1,524	10.79	142	14,127	879	645	57.68	42.32
7	29	2016	6	17	1,524	10.79	143	14,127	768	756	50.39	49.61
6	25	2016	7	16	1,522	10.77	144	14,127	776	746	50.99	49.01
8	21	2016	1	12	1,522	10.77	145	14,127	764	758	50.20	49.80
9	3	2016	7	15	1,522	10.77	146	14,127	783	739	51.45	48.55
10	8	2016	7	15	1,520	10.76	147	14,127	787	733	51.78	48.22
7	31	2016	1	16	1,519	10.75	148	14,127	741	778	48.78	51.22
8	6	2016	7	12	1,519	10.75	149	14,127	688	831	45.29	54.71
10	8	2016	7	14	1,519	10.75	150	14,127	743	776	48.91	51.09
7	15	2016	6	13	1,518	10.75	151	14,127	720	798	47.43	52.57
7	29	2016	6	15	1,518	10.75	152	14,127	753	765	49.60	50.40
5	29	2016	1	12	1,517	10.74	153	14,127	669	848	44.10	55.90
7	23	2016	7	12	1,517	10.74	154	14,127	695	822	45.81	54.19
8	14	2016	1	11	1,517	10.74	155	14,127	687	830	45.29	54.71
10	8	2016	7	13	1,516	10.73	156	14,127	647	869	42.68	57.32
7	22	2016	6	18	1,515	10.72	157	14,127	757	758	49.97	50.03
6	11	2016	7	13	1,514	10.72	158	14,127	709	805	46.83	53.17
9	23	2016	6	16	1,514	10.72	159	14,127	833	681	55.02	44.98
6	19	2016	1	16	1,511	10.70	160	14,127	744	767	49.24	50.76
8	18	2016	5	16	1,510	10.69	161	14,127	829	681	54.90	45.10
8	12	2016	6	12	1,509	10.68	162	14,127	734	775	48.64	51.36
8	12	2016	6	18	1,509	10.68	163	14,127	824	685	54.61	45.39
8	3	2016	4	17	1,508	10.67	164	14,127	796	712	52.79	47.21
8	3	2016	4	15	1,507	10.67	165	14,127	835	672	55.41	44.59
5	30	2016	2	14	1,506	10.66	166	14,127	662	844	43.96	56.04
12	30	2016	6	15	1,506	10.66	167	14,127	725	781	48.14	51.86
12	26	2016	2	15	1,505	10.65	168	14,127	716	789	47.57	52.43
7	3	2016	1	16	1,504	10.65	169	14,127	776	728	51.60	48.40

MO	DY	YR	DAY OF WK	HR	HR VOL	PERCENT OF AADT	HOUR NUMBER	AADT	EAST VOLUME	WEST VOLUME	PERCENT EAST IS OF TOTAL VOLUME	PERCENT WEST IS OF TOTAL VOLUME
7	8	2016	6	17	1,504	10.65	170	14,127	777	727	51.66	48.34
6	10	2016	6	17	1,503	10.64	171	14,127	761	742	50.63	49.37
7	29	2016	6	14	1,503	10.64	172	14,127	776	727	51.63	48.37
7	29	2016	6	13	1,502	10.63	173	14,127	747	755	49.73	50.27
8	11	2016	5	16	1,502	10.63	174	14,127	823	679	54.79	45.21
8	12	2016	6	14	1,502	10.63	175	14,127	768	734	51.13	48.87
8	14	2016	1	15	1,502	10.63	176	14,127	740	762	49.27	50.73
5	29	2016	1	16	1,500	10.62	177	14,127	745	755	49.67	50.33
6	17	2016	6	18	1,500	10.62	178	14,127	738	762	49.20	50.80
8	19	2016	6	18	1,498	10.60	179	14,127	729	769	48.66	51.34
5	27	2016	6	15	1,497	10.60	180	14,127	847	650	56.58	43.42
8	7	2016	1	16	1,497	10.60	181	14,127	857	640	57.25	42.75
8	26	2016	6	15	1,497	10.60	182	14,127	793	704	52.97	47.03
9	24	2016	7	15	1,497	10.60	183	14,127	834	663	55.71	44.29
12	30	2016	6	17	1,497	10.60	184	14,127	811	686	54.18	45.82
5	20	2016	6	16	1,496	10.59	185	14,127	814	682	54.41	45.59
5	28	2016	7	13	1,496	10.59	186	14,127	758	738	50.67	49.33
6	26	2016	1	17	1,496	10.59	187	14,127	694	802	46.39	53.61
9	3	2016	7	13	1,495	10.58	188	14,127	742	753	49.63	50.37
8	20	2016	7	14	1,494	10.58	189	14,127	751	743	50.27	49.73
9	4	2016	1	15	1,491	10.55	190	14,127	689	802	46.21	53.79
7	5	2016	3	13	1,490	10.55	191	14,127	597	893	40.07	59.93
6	10	2016	6	15	1,487	10.53	192	14,127	722	765	48.55	51.45
9	24	2016	7	16	1,487	10.53	193	14,127	829	658	55.75	44.25
6	19	2016	1	12	1,486	10.52	194	14,127	731	755	49.19	50.81
8	20	2016	7	13	1,486	10.52	195	14,127	653	833	43.94	56.06
8	28	2016	1	12	1,486	10.52	196	14,127	731	755	49.19	50.81
8	20	2016	7	12	1,485	10.51	197	14,127	650	835	43.77	56.23
4	29	2016	6	16	1,483	10.50	198	14,127	776	707	52.33	47.67
8	13	2016	7	15	1,483	10.50	199	14,127	740	743	49.90	50.10
7	3	2016	1	12	1,482	10.49	200	14,127	718	764	48.45	51.55



AADT= 18,477      K 30 FACTOR= 11.24      K 100 FACTOR= 10.53      K 200 FACTOR= 9.99      D 30 FACTOR= 52.02



MO	DY	YR	DAY OF WK	HR	HR VOL	PERCENT OF AADT	HOUR NUMBER	AADT	EAST VOLUME	WEST VOLUME	PERCENT EAST IS OF TOTAL VOLUME	PERCENT WEST IS OF TOTAL VOLUME
6	26	2016	1	14	2,311	12.51	1	18,477	1,156	1,155	50.02	49.98
7	17	2016	1	13	2,310	12.50	2	18,477	1,382	928	59.83	40.17
7	17	2016	1	12	2,222	12.03	3	18,477	1,331	891	59.90	40.10
7	17	2016	1	15	2,207	11.94	4	18,477	1,224	983	55.46	44.54
6	26	2016	1	13	2,201	11.91	5	18,477	1,145	1,056	52.02	47.98
11	23	2016	4	16	2,196	11.89	6	18,477	1,243	953	56.60	43.40
5	27	2016	6	15	2,187	11.84	7	18,477	1,183	1,004	54.09	45.91
11	23	2016	4	15	2,172	11.76	8	18,477	1,180	992	54.33	45.67
6	26	2016	1	15	2,170	11.74	9	18,477	1,083	1,087	49.91	50.09
7	17	2016	1	14	2,162	11.70	10	18,477	1,185	977	54.81	45.19
9	2	2016	6	17	2,154	11.66	11	18,477	960	1,194	44.57	55.43
6	26	2016	1	12	2,149	11.63	12	18,477	1,160	989	53.98	46.02
9	23	2016	6	17	2,144	11.60	13	18,477	1,140	1,004	53.17	46.83
11	23	2016	4	14	2,142	11.59	14	18,477	1,130	1,012	52.75	47.25
6	19	2016	1	15	2,141	11.59	15	18,477	933	1,208	43.58	56.42
7	24	2016	1	14	2,139	11.58	16	18,477	1,061	1,078	49.60	50.40

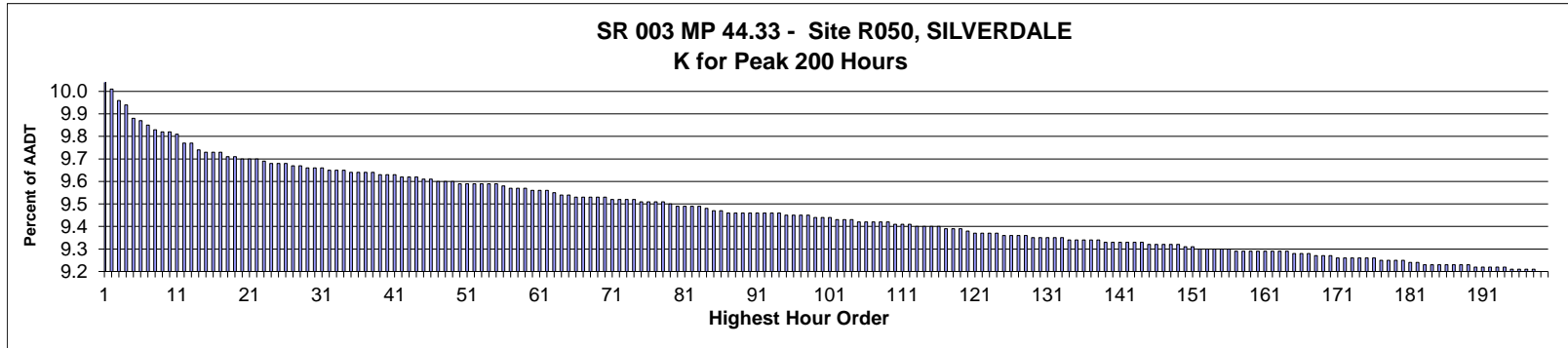
MO	DY	YR	DAY OF WK	HR	HR VOL	PERCENT OF AADT	HOUR NUMBER	AADT	EAST VOLUME	WEST VOLUME	PERCENT EAST IS OF TOTAL VOLUME	PERCENT WEST IS OF TOTAL VOLUME
7	22	2016	6	17	2,133	11.54	17	18,477	1,154	979	54.10	45.90
10	19	2016	4	17	2,130	11.53	18	18,477	1,408	722	66.10	33.90
7	24	2016	1	13	2,121	11.48	19	18,477	1,106	1,015	52.15	47.85
5	6	2016	6	17	2,111	11.43	20	18,477	1,187	924	56.23	43.77
9	16	2016	6	17	2,111	11.43	21	18,477	1,120	991	53.06	46.94
7	22	2016	6	15	2,104	11.39	22	18,477	1,145	959	54.42	45.58
4	29	2016	6	17	2,102	11.38	23	18,477	1,193	909	56.76	43.24
6	17	2016	6	17	2,095	11.34	24	18,477	1,168	927	55.75	44.25
7	15	2016	6	15	2,086	11.29	25	18,477	981	1,105	47.03	52.97
7	22	2016	6	16	2,082	11.27	26	18,477	1,211	871	58.17	41.83
11	23	2016	4	17	2,080	11.26	27	18,477	1,237	843	59.47	40.53
6	10	2016	6	17	2,079	11.25	28	18,477	1,090	989	52.43	47.57
10	7	2016	6	17	2,079	11.25	29	18,477	1,121	958	53.92	46.08
7	24	2016	1	15	2,076	11.24	30	18,477	1,080	996	52.02	47.98
11	27	2016	1	13	2,073	11.22	31	18,477	973	1,100	46.94	53.06
6	26	2016	1	16	2,071	11.21	32	18,477	1,039	1,032	50.17	49.83
7	15	2016	6	16	2,068	11.19	33	18,477	1,054	1,014	50.97	49.03
10	2	2016	1	17	2,068	11.19	34	18,477	895	1,173	43.28	56.72
4	10	2016	1	17	2,064	11.17	35	18,477	1,036	1,028	50.19	49.81
7	17	2016	1	16	2,060	11.15	36	18,477	1,036	1,024	50.29	49.71
4	10	2016	1	16	2,059	11.14	37	18,477	975	1,084	47.35	52.65
5	8	2016	1	15	2,053	11.11	38	18,477	767	1,286	37.36	62.64
9	30	2016	6	17	2,053	11.11	39	18,477	1,108	945	53.97	46.03
8	14	2016	1	14	2,049	11.09	40	18,477	929	1,120	45.34	54.66
12	26	2016	2	13	2,049	11.09	41	18,477	961	1,088	46.90	53.10
7	24	2016	1	16	2,046	11.07	42	18,477	1,027	1,019	50.20	49.80
10	21	2016	6	17	2,043	11.06	43	18,477	1,091	952	53.40	46.60
8	19	2016	6	16	2,040	11.04	44	18,477	1,086	954	53.24	46.76
6	19	2016	1	14	2,039	11.04	45	18,477	896	1,143	43.94	56.06
7	31	2016	1	17	2,039	11.04	46	18,477	1,061	978	52.04	47.96
8	12	2016	6	17	2,039	11.04	47	18,477	1,214	825	59.54	40.46
8	19	2016	6	15	2,039	11.04	48	18,477	1,064	975	52.18	47.82
11	27	2016	1	14	2,036	11.02	49	18,477	895	1,141	43.96	56.04
9	2	2016	6	15	2,030	10.99	50	18,477	932	1,098	45.91	54.09
7	15	2016	6	17	2,028	10.98	51	18,477	1,104	924	54.44	45.56
8	21	2016	1	15	2,022	10.94	52	18,477	982	1,040	48.57	51.43
6	10	2016	6	16	2,021	10.94	53	18,477	986	1,035	48.79	51.21
6	17	2016	6	16	2,021	10.94	54	18,477	1,072	949	53.04	46.96
6	19	2016	1	16	2,021	10.94	55	18,477	885	1,136	43.79	56.21
8	7	2016	1	14	2,017	10.92	56	18,477	1,055	962	52.31	47.69
7	1	2016	6	15	2,016	10.91	57	18,477	1,058	958	52.48	47.52
8	5	2016	6	16	2,016	10.91	58	18,477	1,095	921	54.32	45.68
6	17	2016	6	15	2,011	10.88	59	18,477	1,112	899	55.30	44.70
7	31	2016	1	16	2,008	10.87	60	18,477	1,031	977	51.34	48.66
5	6	2016	6	18	2,006	10.86	61	18,477	1,163	843	57.98	42.02
5	27	2016	6	16	2,005	10.85	62	18,477	965	1,040	48.13	51.87
9	30	2016	6	18	2,005	10.85	63	18,477	1,064	941	53.07	46.93
8	7	2016	1	15	2,004	10.85	64	18,477	946	1,058	47.21	52.79
9	2	2016	6	16	2,004	10.85	65	18,477	918	1,086	45.81	54.19
8	21	2016	1	16	2,003	10.84	66	18,477	1,017	986	50.77	49.23
9	16	2016	6	16	2,003	10.84	67	18,477	1,070	933	53.42	46.58



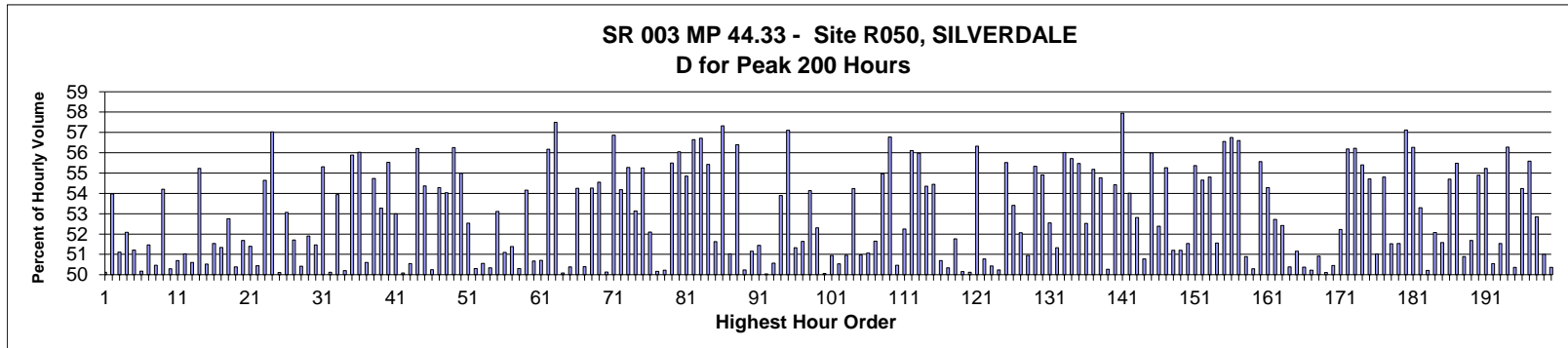
MO	DY	YR	DAY OF WK	HR	HR VOL	PERCENT OF AADT	HOUR NUMBER	AADT	EAST VOLUME	WEST VOLUME	PERCENT EAST IS OF TOTAL VOLUME	PERCENT WEST IS OF TOTAL VOLUME
8	12	2016	6	16	1,999	10.82	68	18,477	1,055	944	52.78	47.22
5	22	2016	1	16	1,997	10.81	69	18,477	821	1,176	41.11	58.89
11	23	2016	4	13	1,997	10.81	70	18,477	1,075	922	53.83	46.17
11	27	2016	1	15	1,997	10.81	71	18,477	820	1,177	41.06	58.94
8	21	2016	1	14	1,995	10.80	72	18,477	941	1,054	47.17	52.83
5	20	2016	6	17	1,993	10.79	73	18,477	1,056	937	52.99	47.01
12	26	2016	2	14	1,991	10.78	74	18,477	926	1,065	46.51	53.49
11	23	2016	4	18	1,989	10.76	75	18,477	1,268	721	63.75	36.25
8	19	2016	6	17	1,986	10.75	76	18,477	1,037	949	52.22	47.78
9	16	2016	6	15	1,986	10.75	77	18,477	1,020	966	51.36	48.64
8	21	2016	1	13	1,985	10.74	78	18,477	929	1,056	46.80	53.20
9	5	2016	2	16	1,983	10.73	79	18,477	1,158	825	58.40	41.60
9	23	2016	6	16	1,981	10.72	80	18,477	1,108	873	55.93	44.07
7	1	2016	6	17	1,980	10.72	81	18,477	1,066	914	53.84	46.16
7	22	2016	6	14	1,978	10.71	82	18,477	1,025	953	51.82	48.18
10	28	2016	6	17	1,977	10.70	83	18,477	1,084	893	54.83	45.17
8	26	2016	6	16	1,975	10.69	84	18,477	1,124	851	56.91	43.09
5	27	2016	6	17	1,967	10.65	85	18,477	882	1,085	44.84	55.16
7	1	2016	6	14	1,964	10.63	86	18,477	994	970	50.61	49.39
8	14	2016	1	15	1,964	10.63	87	18,477	860	1,104	43.79	56.21
8	14	2016	1	16	1,964	10.63	88	18,477	939	1,025	47.81	52.19
5	8	2016	1	17	1,963	10.62	89	18,477	746	1,217	38.00	62.00
7	24	2016	1	18	1,961	10.61	90	18,477	996	965	50.79	49.21
9	9	2016	6	17	1,960	10.61	91	18,477	1,038	922	52.96	47.04
5	27	2016	6	18	1,959	10.60	92	18,477	902	1,057	46.04	53.96
10	2	2016	1	16	1,959	10.60	93	18,477	857	1,102	43.75	56.25
5	22	2016	1	15	1,958	10.60	94	18,477	846	1,112	43.21	56.79
8	19	2016	6	18	1,957	10.59	95	18,477	1,041	916	53.19	46.81
6	19	2016	1	17	1,955	10.58	96	18,477	814	1,141	41.64	58.36
6	10	2016	6	15	1,952	10.56	97	18,477	942	1,010	48.26	51.74
6	17	2016	6	14	1,952	10.56	98	18,477	1,015	937	52.00	48.00
7	15	2016	6	13	1,952	10.56	99	18,477	854	1,098	43.75	56.25
4	29	2016	6	16	1,946	10.53	100	18,477	1,086	860	55.81	44.19
9	5	2016	2	15	1,945	10.53	101	18,477	1,150	795	59.13	40.87
7	1	2016	6	16	1,943	10.52	102	18,477	957	986	49.25	50.75
6	24	2016	6	17	1,941	10.50	103	18,477	1,045	896	53.84	46.16
6	19	2016	1	18	1,940	10.50	104	18,477	836	1,104	43.09	56.91
9	23	2016	6	18	1,939	10.49	105	18,477	1,040	899	53.64	46.36
9	30	2016	6	15	1,937	10.48	106	18,477	1,106	831	57.10	42.90
6	19	2016	1	13	1,936	10.48	107	18,477	919	1,017	47.47	52.53
6	3	2016	6	17	1,935	10.47	108	18,477	1,101	834	56.90	43.10
6	24	2016	6	14	1,935	10.47	109	18,477	949	986	49.04	50.96
7	22	2016	6	18	1,933	10.46	110	18,477	1,043	890	53.96	46.04
7	24	2016	1	17	1,932	10.46	111	18,477	971	961	50.26	49.74
11	26	2016	7	14	1,932	10.46	112	18,477	864	1,068	44.72	55.28
6	24	2016	6	13	1,930	10.45	113	18,477	922	1,008	47.77	52.23
7	15	2016	6	14	1,929	10.44	114	18,477	835	1,094	43.29	56.71
10	7	2016	6	18	1,929	10.44	115	18,477	1,069	860	55.42	44.58
5	6	2016	6	16	1,928	10.43	116	18,477	1,124	804	58.30	41.70
7	17	2016	1	17	1,928	10.43	117	18,477	998	930	51.76	48.24
10	21	2016	6	18	1,927	10.43	118	18,477	1,039	888	53.92	46.08

MO	DY	YR	DAY OF WK	HR	HR VOL	PERCENT OF AADT	HOUR NUMBER	AADT	EAST VOLUME	WEST VOLUME	PERCENT EAST IS OF TOTAL VOLUME	PERCENT WEST IS OF TOTAL VOLUME
8	26	2016	6	17	1,925	10.42	119	18,477	1,025	900	53.25	46.75
9	2	2016	6	18	1,925	10.42	120	18,477	918	1,007	47.69	52.31
10	9	2016	1	15	1,925	10.42	121	18,477	855	1,070	44.42	55.58
7	24	2016	1	12	1,924	10.41	122	18,477	1,001	923	52.03	47.97
11	4	2016	6	17	1,924	10.41	123	18,477	979	945	50.88	49.12
6	12	2016	1	14	1,921	10.40	124	18,477	943	978	49.09	50.91
3	11	2016	6	17	1,918	10.38	125	18,477	1,026	892	53.49	46.51
10	7	2016	6	16	1,918	10.38	126	18,477	1,053	865	54.90	45.10
4	29	2016	6	18	1,915	10.36	127	18,477	1,083	832	56.55	43.45
5	27	2016	6	14	1,915	10.36	128	18,477	967	948	50.50	49.50
6	26	2016	1	17	1,914	10.36	129	18,477	947	967	49.48	50.52
6	17	2016	6	18	1,913	10.35	130	18,477	1,048	865	54.78	45.22
6	12	2016	1	16	1,912	10.35	131	18,477	915	997	47.86	52.14
9	2	2016	6	14	1,910	10.34	132	18,477	844	1,066	44.19	55.81
11	26	2016	7	13	1,910	10.34	133	18,477	931	979	48.74	51.26
12	26	2016	2	15	1,910	10.34	134	18,477	886	1,024	46.39	53.61
4	22	2016	6	17	1,908	10.33	135	18,477	1,027	881	53.83	46.17
10	9	2016	1	16	1,907	10.32	136	18,477	769	1,138	40.33	59.67
7	8	2016	6	16	1,906	10.32	137	18,477	1,008	898	52.89	47.11
8	5	2016	6	15	1,906	10.32	138	18,477	967	939	50.73	49.27
8	7	2016	1	13	1,906	10.32	139	18,477	926	980	48.58	51.42
7	29	2016	6	15	1,905	10.31	140	18,477	971	934	50.97	49.03
9	23	2016	6	15	1,902	10.29	141	18,477	1,061	841	55.78	44.22
6	12	2016	1	15	1,901	10.29	142	18,477	891	1,010	46.87	53.13
4	24	2016	1	17	1,898	10.27	143	18,477	826	1,072	43.52	56.48
5	30	2016	2	15	1,898	10.27	144	18,477	972	926	51.21	48.79
8	7	2016	1	16	1,898	10.27	145	18,477	914	984	48.16	51.84
4	10	2016	1	18	1,895	10.26	146	18,477	897	998	47.34	52.66
8	12	2016	6	15	1,895	10.26	147	18,477	936	959	49.39	50.61
10	23	2016	1	15	1,895	10.26	148	18,477	900	995	47.49	52.51
7	14	2016	5	17	1,894	10.25	149	18,477	1,057	837	55.81	44.19
8	21	2016	1	17	1,894	10.25	150	18,477	1,002	892	52.90	47.10
9	5	2016	2	14	1,893	10.25	151	18,477	1,145	748	60.49	39.51
5	8	2016	1	18	1,890	10.23	152	18,477	724	1,166	38.31	61.69
5	13	2016	6	17	1,889	10.22	153	18,477	1,019	870	53.94	46.06
9	5	2016	2	12	1,886	10.21	154	18,477	1,101	785	58.38	41.62
10	21	2016	6	16	1,886	10.21	155	18,477	966	920	51.22	48.78
4	24	2016	1	16	1,882	10.19	156	18,477	760	1,122	40.38	59.62
5	1	2016	1	18	1,882	10.19	157	18,477	760	1,122	40.38	59.62
4	8	2016	6	15	1,881	10.18	158	18,477	954	927	50.72	49.28
8	14	2016	1	13	1,881	10.18	159	18,477	854	1,027	45.40	54.60
9	30	2016	6	16	1,881	10.18	160	18,477	1,057	824	56.19	43.81
10	23	2016	1	17	1,880	10.17	161	18,477	916	964	48.72	51.28
11	4	2016	6	18	1,878	10.16	162	18,477	1,009	869	53.73	46.27
5	15	2016	1	17	1,877	10.16	163	18,477	825	1,052	43.95	56.05
7	2	2016	7	12	1,877	10.16	164	18,477	925	952	49.28	50.72
9	3	2016	7	12	1,877	10.16	165	18,477	865	1,012	46.08	53.92
10	2	2016	1	15	1,877	10.16	166	18,477	872	1,005	46.46	53.54
10	21	2016	6	15	1,877	10.16	167	18,477	1,011	866	53.86	46.14
5	20	2016	6	18	1,872	10.13	168	18,477	986	886	52.67	47.33
8	19	2016	6	13	1,872	10.13	169	18,477	929	943	49.63	50.37

MO	DY	YR	DAY OF WK	HR	HR VOL	PERCENT OF AADT	HOUR NUMBER	AADT	EAST VOLUME	WEST VOLUME	PERCENT EAST IS OF TOTAL VOLUME	PERCENT WEST IS OF TOTAL VOLUME
10	7	2016	6	15	1,872	10.13	170	18,477	963	909	51.44	48.56
8	19	2016	6	14	1,870	10.12	171	18,477	909	961	48.61	51.39
5	15	2016	1	14	1,869	10.12	172	18,477	796	1,073	42.59	57.41
4	1	2016	6	18	1,868	10.11	173	18,477	911	957	48.77	51.23
5	8	2016	1	16	1,867	10.10	174	18,477	686	1,181	36.74	63.26
10	23	2016	1	16	1,867	10.10	175	18,477	867	1,000	46.44	53.56
8	5	2016	6	17	1,865	10.09	176	18,477	985	880	52.82	47.18
9	5	2016	2	13	1,865	10.09	177	18,477	1,138	727	61.02	38.98
5	1	2016	1	16	1,864	10.09	178	18,477	778	1,086	41.74	58.26
8	14	2016	1	17	1,864	10.09	179	18,477	871	993	46.73	53.27
5	1	2016	1	14	1,863	10.08	180	18,477	754	1,109	40.47	59.53
5	22	2016	1	14	1,863	10.08	181	18,477	846	1,017	45.41	54.59
9	16	2016	6	14	1,863	10.08	182	18,477	921	942	49.44	50.56
4	8	2016	6	17	1,861	10.07	183	18,477	1,005	856	54.00	46.00
9	9	2016	6	18	1,861	10.07	184	18,477	967	894	51.96	48.04
8	28	2016	1	15	1,859	10.06	185	18,477	891	968	47.93	52.07
5	13	2016	6	16	1,858	10.06	186	18,477	965	893	51.94	48.06
8	14	2016	1	12	1,857	10.05	187	18,477	781	1,076	42.06	57.94
9	18	2016	1	14	1,856	10.04	188	18,477	969	887	52.21	47.79
4	22	2016	6	18	1,855	10.04	189	18,477	976	879	52.61	47.39
6	11	2016	7	13	1,855	10.04	190	18,477	970	885	52.29	47.71
10	14	2016	6	17	1,855	10.04	191	18,477	1,002	853	54.02	45.98
9	3	2016	7	13	1,853	10.03	192	18,477	930	923	50.19	49.81
5	1	2016	1	17	1,850	10.01	193	18,477	788	1,062	42.59	57.41
7	29	2016	6	16	1,850	10.01	194	18,477	1,038	812	56.11	43.89
11	6	2016	1	16	1,850	10.01	195	18,477	760	1,090	41.08	58.92
5	20	2016	6	16	1,849	10.01	196	18,477	963	886	52.08	47.92
5	22	2016	1	17	1,849	10.01	197	18,477	726	1,123	39.26	60.74
7	31	2016	1	18	1,849	10.01	198	18,477	945	904	51.11	48.89
10	2	2016	1	14	1,848	10.00	199	18,477	886	962	47.94	52.06
7	17	2016	1	11	1,846	9.99	200	18,477	1,081	765	58.56	41.44



**AADT= 50,328      K 30 FACTOR= 9.62      K 100 FACTOR= 9.40      K 200 FACTOR= 9.16      D 30 FACTOR= 51.46**



MO	DY	YR	DAY OF WK	HR	HR VOL	PERCENT OF AADT	HOUR NUMBER	AADT	NORTH VOLUME	SOUTH VOLUME	PERCENT NORTH IS OF TOTAL VOLUME	PERCENT SOUTH IS OF TOTAL VOLUME
4	28	2016	5	17	5,036	10.01	1	50,328	2,524	2,512	50.12	49.88
5	9	2016	2	16	5,020	9.97	2	50,328	2,310	2,710	46.02	53.98
5	24	2016	3	17	4,993	9.92	3	50,328	2,441	2,552	48.89	51.11
4	29	2016	6	16	4,980	9.90	4	50,328	2,386	2,594	47.91	52.09
5	25	2016	4	17	4,952	9.84	5	50,328	2,536	2,416	51.21	48.79
5	26	2016	5	17	4,946	9.83	6	50,328	2,482	2,464	50.18	49.82
7	14	2016	5	17	4,939	9.81	7	50,328	2,397	2,542	48.53	51.47
5	11	2016	4	17	4,929	9.79	8	50,328	2,487	2,442	50.46	49.54
6	30	2016	5	16	4,924	9.78	9	50,328	2,255	2,669	45.80	54.20
5	6	2016	6	16	4,923	9.78	10	50,328	2,447	2,476	49.71	50.29
6	10	2016	6	16	4,916	9.77	11	50,328	2,492	2,424	50.69	49.31
6	15	2016	4	17	4,897	9.73	12	50,328	2,398	2,499	48.97	51.03
5	20	2016	6	16	4,895	9.73	13	50,328	2,418	2,477	49.40	50.60
6	1	2016	4	16	4,880	9.70	14	50,328	2,185	2,695	44.77	55.23
4	26	2016	3	17	4,879	9.69	15	50,328	2,465	2,414	50.52	49.48
5	9	2016	2	17	4,879	9.69	16	50,328	2,514	2,365	51.53	48.47

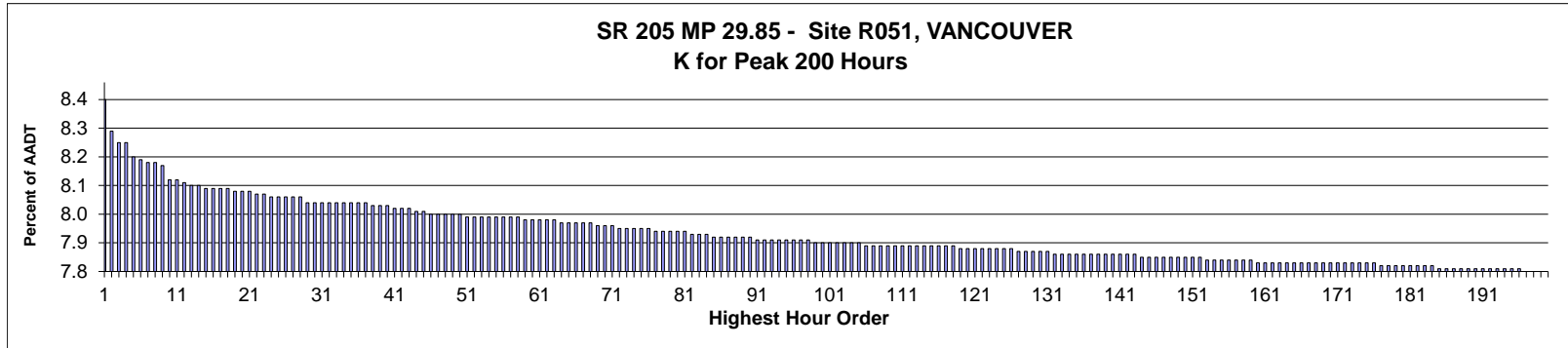
MO	DY	YR	DAY OF WK	HR	HR VOL	PERCENT OF AADT	HOUR NUMBER	AADT	NORTH VOLUME	SOUTH VOLUME	PERCENT NORTH IS OF TOTAL VOLUME	PERCENT SOUTH IS OF TOTAL VOLUME
6	8	2016	4	17	4,879	9.69	17	50,328	2,505	2,374	51.34	48.66
6	17	2016	6	16	4,869	9.67	18	50,328	2,300	2,569	47.24	52.76
5	12	2016	5	17	4,867	9.67	19	50,328	2,415	2,452	49.62	50.38
3	18	2016	6	16	4,863	9.66	20	50,328	2,350	2,513	48.32	51.68
4	13	2016	4	17	4,862	9.66	21	50,328	2,499	2,363	51.40	48.60
6	30	2016	5	17	4,861	9.66	22	50,328	2,452	2,409	50.44	49.56
5	26	2016	5	16	4,855	9.65	23	50,328	2,202	2,653	45.36	54.64
4	21	2016	5	16	4,854	9.64	24	50,328	2,086	2,768	42.97	57.03
5	18	2016	4	17	4,853	9.64	25	50,328	2,421	2,432	49.89	50.11
5	11	2016	4	16	4,850	9.64	26	50,328	2,276	2,574	46.93	53.07
4	15	2016	6	16	4,848	9.63	27	50,328	2,341	2,507	48.29	51.71
6	9	2016	5	17	4,845	9.63	28	50,328	2,443	2,402	50.42	49.58
5	3	2016	3	17	4,844	9.62	29	50,328	2,330	2,514	48.10	51.90
6	22	2016	4	17	4,841	9.62	30	50,328	2,491	2,350	51.46	48.54
3	16	2016	4	16	4,840	9.62	31	50,328	2,163	2,677	44.69	55.31
5	10	2016	3	17	4,838	9.61	32	50,328	2,413	2,425	49.88	50.12
4	29	2016	6	17	4,835	9.61	33	50,328	2,608	2,227	53.94	46.06
5	5	2016	5	17	4,835	9.61	34	50,328	2,427	2,408	50.20	49.80
5	31	2016	3	16	4,834	9.60	35	50,328	2,133	2,701	44.12	55.88
7	14	2016	5	16	4,834	9.60	36	50,328	2,126	2,708	43.98	56.02
4	22	2016	6	16	4,832	9.60	37	50,328	2,387	2,445	49.40	50.60
5	25	2016	4	16	4,831	9.60	38	50,328	2,187	2,644	45.27	54.73
4	28	2016	5	16	4,828	9.59	39	50,328	2,256	2,572	46.73	53.27
6	8	2016	4	16	4,828	9.59	40	50,328	2,147	2,681	44.47	55.53
5	13	2016	6	16	4,826	9.59	41	50,328	2,268	2,558	47.00	53.00
1	13	2016	4	17	4,819	9.58	42	50,328	2,405	2,414	49.91	50.09
1	14	2016	5	17	4,819	9.58	43	50,328	2,436	2,383	50.55	49.45
5	12	2016	5	16	4,819	9.58	44	50,328	2,110	2,709	43.79	56.21
5	3	2016	3	16	4,815	9.57	45	50,328	2,197	2,618	45.63	54.37
3	17	2016	5	17	4,814	9.57	46	50,328	2,419	2,395	50.25	49.75
3	29	2016	3	16	4,812	9.56	47	50,328	2,200	2,612	45.72	54.28
12	15	2016	5	16	4,812	9.56	48	50,328	2,212	2,600	45.97	54.03
2	11	2016	5	16	4,809	9.56	49	50,328	2,104	2,705	43.75	56.25
6	9	2016	5	16	4,808	9.55	50	50,328	2,164	2,644	45.01	54.99
11	18	2016	6	16	4,808	9.55	51	50,328	2,282	2,526	47.46	52.54
2	4	2016	5	17	4,807	9.55	52	50,328	2,389	2,418	49.70	50.30
6	16	2016	5	17	4,806	9.55	53	50,328	2,376	2,430	49.44	50.56
2	18	2016	5	17	4,805	9.55	54	50,328	2,419	2,386	50.34	49.66
3	18	2016	6	17	4,805	9.55	55	50,328	2,552	2,253	53.11	46.89
2	24	2016	4	17	4,802	9.54	56	50,328	2,454	2,348	51.10	48.90
2	26	2016	6	16	4,797	9.53	57	50,328	2,332	2,465	48.61	51.39
1	6	2016	4	17	4,795	9.53	58	50,328	2,412	2,383	50.30	49.70
2	25	2016	5	16	4,795	9.53	59	50,328	2,198	2,597	45.84	54.16
4	21	2016	5	17	4,792	9.52	60	50,328	2,364	2,428	49.33	50.67
4	27	2016	4	17	4,792	9.52	61	50,328	2,362	2,430	49.29	50.71
7	13	2016	4	16	4,791	9.52	62	50,328	2,100	2,691	43.83	56.17
5	19	2016	5	16	4,784	9.51	63	50,328	2,033	2,751	42.50	57.50
2	11	2016	5	17	4,781	9.50	64	50,328	2,395	2,386	50.09	49.91
5	4	2016	4	17	4,780	9.50	65	50,328	2,408	2,372	50.38	49.62
5	24	2016	3	16	4,778	9.49	66	50,328	2,186	2,592	45.75	54.25
7	20	2016	4	17	4,776	9.49	67	50,328	2,369	2,407	49.60	50.40

MO	DY	YR	DAY OF WK	HR	HR VOL	PERCENT OF AADT	HOUR NUMBER	AADT	NORTH VOLUME	SOUTH VOLUME	PERCENT NORTH IS OF TOTAL VOLUME	PERCENT SOUTH IS OF TOTAL VOLUME
5	10	2016	3	16	4,775	9.49	68	50,328	2,184	2,591	45.74	54.26
1	14	2016	5	16	4,774	9.49	69	50,328	2,170	2,604	45.45	54.55
12	15	2016	5	17	4,774	9.49	70	50,328	2,393	2,381	50.13	49.87
1	6	2016	4	16	4,773	9.48	71	50,328	2,059	2,714	43.14	56.86
5	18	2016	4	16	4,773	9.48	72	50,328	2,187	2,586	45.82	54.18
2	24	2016	4	16	4,772	9.48	73	50,328	2,134	2,638	44.72	55.28
7	15	2016	6	16	4,769	9.48	74	50,328	2,235	2,534	46.87	53.13
3	22	2016	3	16	4,767	9.47	75	50,328	2,133	2,634	44.75	55.25
1	8	2016	6	16	4,766	9.47	76	50,328	2,283	2,483	47.90	52.10
10	25	2016	3	17	4,766	9.47	77	50,328	2,375	2,391	49.83	50.17
2	25	2016	5	17	4,765	9.47	78	50,328	2,372	2,393	49.78	50.22
2	23	2016	3	16	4,759	9.46	79	50,328	2,118	2,641	44.51	55.49
5	20	2016	6	17	4,758	9.45	80	50,328	2,667	2,091	56.05	43.95
4	13	2016	4	16	4,757	9.45	81	50,328	2,148	2,609	45.15	54.85
7	19	2016	3	16	4,755	9.45	82	50,328	2,062	2,693	43.36	56.64
7	11	2016	2	16	4,754	9.45	83	50,328	2,058	2,696	43.29	56.71
6	14	2016	3	16	4,752	9.44	84	50,328	2,118	2,634	44.57	55.43
7	7	2016	5	17	4,747	9.43	85	50,328	2,296	2,451	48.37	51.63
7	12	2016	3	16	4,746	9.43	86	50,328	2,025	2,721	42.67	57.33
3	3	2016	5	17	4,742	9.42	87	50,328	2,322	2,420	48.97	51.03
4	25	2016	2	16	4,742	9.42	88	50,328	2,068	2,674	43.61	56.39
5	17	2016	3	17	4,742	9.42	89	50,328	2,382	2,360	50.23	49.77
12	14	2016	4	17	4,742	9.42	90	50,328	2,316	2,426	48.84	51.16
7	13	2016	4	17	4,741	9.42	91	50,328	2,302	2,439	48.56	51.44
2	9	2016	3	17	4,740	9.42	92	50,328	2,372	2,368	50.04	49.96
10	21	2016	6	16	4,740	9.42	93	50,328	2,343	2,397	49.43	50.57
3	24	2016	5	16	4,739	9.42	94	50,328	2,185	2,554	46.11	53.89
3	1	2016	3	16	4,738	9.41	95	50,328	2,032	2,706	42.89	57.11
5	16	2016	2	17	4,738	9.41	96	50,328	2,432	2,306	51.33	48.67
12	16	2016	6	16	4,737	9.41	97	50,328	2,291	2,446	48.36	51.64
5	16	2016	2	16	4,734	9.41	98	50,328	2,171	2,563	45.86	54.14
7	12	2016	3	17	4,733	9.40	99	50,328	2,257	2,476	47.69	52.31
2	23	2016	3	17	4,732	9.40	100	50,328	2,369	2,363	50.06	49.94
7	1	2016	6	16	4,730	9.40	101	50,328	2,410	2,320	50.95	49.05
6	2	2016	5	17	4,728	9.39	102	50,328	2,339	2,389	49.47	50.53
2	2	2016	3	17	4,725	9.39	103	50,328	2,317	2,408	49.04	50.96
4	15	2016	6	17	4,725	9.39	104	50,328	2,563	2,162	54.24	45.76
1	5	2016	3	17	4,722	9.38	105	50,328	2,407	2,315	50.97	49.03
3	25	2016	6	16	4,722	9.38	106	50,328	2,311	2,411	48.94	51.06
6	14	2016	3	17	4,722	9.38	107	50,328	2,283	2,439	48.35	51.65
7	6	2016	4	16	4,721	9.38	108	50,328	2,126	2,595	45.03	54.97
12	1	2016	5	16	4,721	9.38	109	50,328	2,041	2,680	43.23	56.77
4	14	2016	5	17	4,718	9.37	110	50,328	2,381	2,337	50.47	49.53
3	16	2016	4	17	4,716	9.37	111	50,328	2,464	2,252	52.25	47.75
4	27	2016	4	16	4,714	9.37	112	50,328	2,069	2,645	43.89	56.11
3	3	2016	5	16	4,711	9.36	113	50,328	2,074	2,637	44.02	55.98
5	17	2016	3	16	4,710	9.36	114	50,328	2,150	2,560	45.65	54.35
4	26	2016	3	16	4,709	9.36	115	50,328	2,145	2,564	45.55	54.45
6	13	2016	2	17	4,709	9.36	116	50,328	2,387	2,322	50.69	49.31
6	1	2016	4	17	4,708	9.35	117	50,328	2,370	2,338	50.34	49.66
12	6	2016	3	17	4,707	9.35	118	50,328	2,270	2,437	48.23	51.77

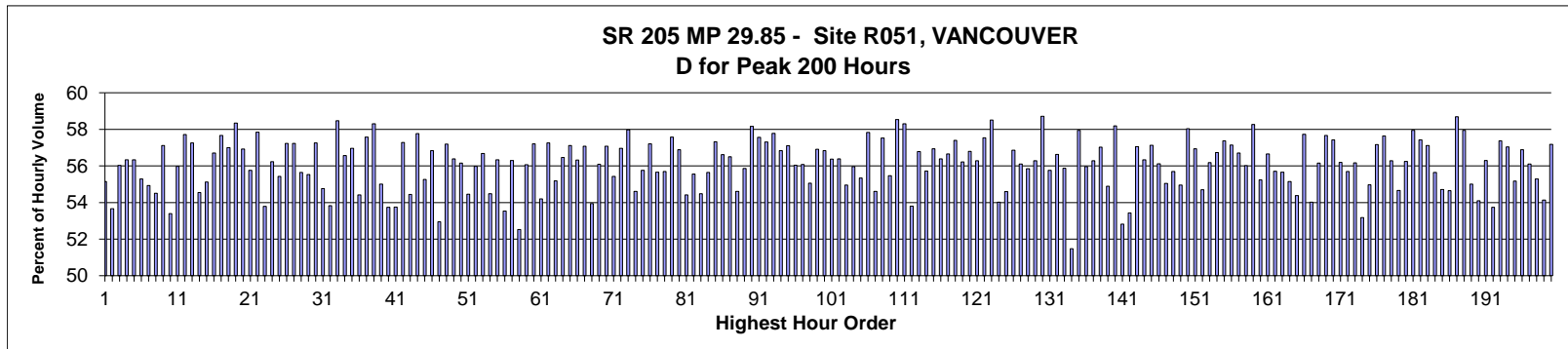
MO	DY	YR	DAY OF WK	HR	HR VOL	PERCENT OF AADT	HOUR NUMBER	AADT	NORTH VOLUME	SOUTH VOLUME	PERCENT NORTH IS OF TOTAL VOLUME	PERCENT SOUTH IS OF TOTAL VOLUME
11	3	2016	5	17	4,706	9.35	119	50,328	2,346	2,360	49.85	50.15
5	2	2016	2	17	4,699	9.34	120	50,328	2,344	2,355	49.88	50.12
5	2	2016	2	16	4,698	9.33	121	50,328	2,052	2,646	43.68	56.32
5	31	2016	3	17	4,698	9.33	122	50,328	2,313	2,385	49.23	50.77
2	16	2016	3	17	4,696	9.33	123	50,328	2,328	2,368	49.57	50.43
2	10	2016	4	17	4,694	9.33	124	50,328	2,358	2,336	50.23	49.77
5	23	2016	2	16	4,692	9.32	125	50,328	2,087	2,605	44.48	55.52
12	20	2016	3	16	4,690	9.32	126	50,328	2,185	2,505	46.59	53.41
2	19	2016	6	16	4,689	9.32	127	50,328	2,248	2,441	47.94	52.06
3	22	2016	3	17	4,689	9.32	128	50,328	2,300	2,389	49.05	50.95
6	16	2016	5	16	4,688	9.31	129	50,328	2,094	2,594	44.67	55.33
11	17	2016	5	16	4,688	9.31	130	50,328	2,114	2,574	45.09	54.91
7	19	2016	3	17	4,687	9.31	131	50,328	2,224	2,463	47.45	52.55
1	7	2016	5	17	4,685	9.31	132	50,328	2,405	2,280	51.33	48.67
2	16	2016	3	16	4,685	9.31	133	50,328	2,061	2,624	43.99	56.01
6	22	2016	4	16	4,683	9.30	134	50,328	2,074	2,609	44.29	55.71
5	4	2016	4	16	4,682	9.30	135	50,328	2,085	2,597	44.53	55.47
7	22	2016	6	16	4,679	9.30	136	50,328	2,221	2,458	47.47	52.53
11	3	2016	5	16	4,679	9.30	137	50,328	2,097	2,582	44.82	55.18
6	29	2016	4	16	4,678	9.30	138	50,328	2,116	2,562	45.23	54.77
1	20	2016	4	17	4,677	9.29	139	50,328	2,351	2,326	50.27	49.73
7	22	2016	6	17	4,677	9.29	140	50,328	2,545	2,132	54.42	45.58
2	4	2016	5	16	4,675	9.29	141	50,328	1,966	2,709	42.05	57.95
2	29	2016	2	16	4,675	9.29	142	50,328	2,150	2,525	45.99	54.01
5	13	2016	6	17	4,675	9.29	143	50,328	2,469	2,206	52.81	47.19
11	29	2016	3	17	4,674	9.29	144	50,328	2,373	2,301	50.77	49.23
2	2	2016	3	16	4,672	9.28	145	50,328	2,056	2,616	44.01	55.99
11	4	2016	6	16	4,671	9.28	146	50,328	2,224	2,447	47.61	52.39
5	5	2016	5	16	4,669	9.28	147	50,328	2,089	2,580	44.74	55.26
4	18	2016	2	17	4,668	9.28	148	50,328	2,278	2,390	48.80	51.20
6	24	2016	6	16	4,668	9.28	149	50,328	2,278	2,390	48.80	51.20
1	12	2016	3	17	4,665	9.27	150	50,328	2,404	2,261	51.53	48.47
1	7	2016	5	16	4,663	9.27	151	50,328	2,081	2,582	44.63	55.37
2	9	2016	3	16	4,662	9.26	152	50,328	2,114	2,548	45.35	54.65
6	2	2016	5	16	4,662	9.26	153	50,328	2,107	2,555	45.20	54.80
7	5	2016	3	17	4,661	9.26	154	50,328	2,258	2,403	48.44	51.56
1	20	2016	4	16	4,660	9.26	155	50,328	2,025	2,635	43.45	56.55
7	7	2016	5	16	4,659	9.26	156	50,328	2,015	2,644	43.25	56.75
2	18	2016	5	16	4,657	9.25	157	50,328	2,021	2,636	43.40	56.60
4	25	2016	2	17	4,657	9.25	158	50,328	2,370	2,287	50.89	49.11
5	23	2016	2	17	4,657	9.25	159	50,328	2,315	2,342	49.71	50.29
7	5	2016	3	16	4,656	9.25	160	50,328	2,069	2,587	44.44	55.56
4	12	2016	3	16	4,655	9.25	161	50,328	2,128	2,527	45.71	54.29
12	21	2016	4	16	4,655	9.25	162	50,328	2,201	2,454	47.28	52.72
2	5	2016	6	16	4,653	9.25	163	50,328	2,214	2,439	47.58	52.42
6	29	2016	4	17	4,653	9.25	164	50,328	2,309	2,344	49.62	50.38
3	29	2016	3	17	4,652	9.24	165	50,328	2,272	2,380	48.84	51.16
4	11	2016	2	17	4,652	9.24	166	50,328	2,309	2,343	49.63	50.37
6	23	2016	5	17	4,648	9.24	167	50,328	2,334	2,314	50.22	49.78
3	23	2016	4	17	4,647	9.23	168	50,328	2,366	2,281	50.91	49.09
3	2	2016	4	17	4,646	9.23	169	50,328	2,328	2,318	50.11	49.89

MO	DY	YR	DAY OF WK	HR	HR VOL	PERCENT OF AADT	HOUR NUMBER	AADT	NORTH VOLUME	SOUTH VOLUME	PERCENT NORTH IS OF TOTAL VOLUME	PERCENT SOUTH IS OF TOTAL VOLUME
11	16	2016	4	17	4,646	9.23	170	50,328	2,344	2,302	50.45	49.55
1	8	2016	6	17	4,642	9.22	171	50,328	2,424	2,218	52.22	47.78
11	8	2016	3	16	4,642	9.22	172	50,328	2,034	2,608	43.82	56.18
10	18	2016	3	16	4,641	9.22	173	50,328	2,032	2,609	43.78	56.22
12	13	2016	3	16	4,641	9.22	174	50,328	2,070	2,571	44.60	55.40
11	15	2016	3	16	4,639	9.22	175	50,328	2,101	2,538	45.29	54.71
12	13	2016	3	17	4,639	9.22	176	50,328	2,272	2,367	48.98	51.02
5	6	2016	6	17	4,637	9.21	177	50,328	2,541	2,096	54.80	45.20
10	28	2016	6	16	4,637	9.21	178	50,328	2,248	2,389	48.48	51.52
11	15	2016	3	17	4,635	9.21	179	50,328	2,246	2,389	48.46	51.54
12	6	2016	3	16	4,634	9.21	180	50,328	1,987	2,647	42.88	57.12
6	13	2016	2	16	4,630	9.20	181	50,328	2,025	2,605	43.74	56.26
12	2	2016	6	16	4,630	9.20	182	50,328	2,162	2,468	46.70	53.30
10	19	2016	4	17	4,627	9.19	183	50,328	2,304	2,323	49.79	50.21
4	1	2016	6	17	4,626	9.19	184	50,328	2,409	2,217	52.08	47.92
7	6	2016	4	17	4,626	9.19	185	50,328	2,240	2,386	48.42	51.58
2	22	2016	2	16	4,625	9.19	186	50,328	2,095	2,530	45.30	54.70
3	8	2016	3	16	4,625	9.19	187	50,328	2,059	2,566	44.52	55.48
11	17	2016	5	17	4,624	9.19	188	50,328	2,271	2,353	49.11	50.89
3	15	2016	3	17	4,623	9.19	189	50,328	2,389	2,234	51.68	48.32
3	23	2016	4	16	4,622	9.18	190	50,328	2,085	2,537	45.11	54.89
2	10	2016	4	16	4,621	9.18	191	50,328	2,069	2,552	44.77	55.23
3	30	2016	4	17	4,621	9.18	192	50,328	2,336	2,285	50.55	49.45
3	4	2016	6	16	4,618	9.18	193	50,328	2,238	2,380	48.46	51.54
12	7	2016	4	16	4,618	9.18	194	50,328	2,019	2,599	43.72	56.28
3	8	2016	3	17	4,617	9.17	195	50,328	2,325	2,292	50.36	49.64
7	20	2016	4	16	4,615	9.17	196	50,328	2,112	2,503	45.76	54.24
11	30	2016	4	16	4,614	9.17	197	50,328	2,049	2,565	44.41	55.59
2	5	2016	6	17	4,613	9.17	198	50,328	2,438	2,175	52.85	47.15
1	27	2016	4	17	4,612	9.16	199	50,328	2,260	2,352	49.00	51.00
3	9	2016	4	17	4,611	9.16	200	50,328	2,322	2,289	50.36	49.64





AADT= 119,020      K 30 FACTOR= 8.08      K 100 FACTOR= 7.94      K 200 FACTOR= 7.84      D 30 FACTOR= 57.25



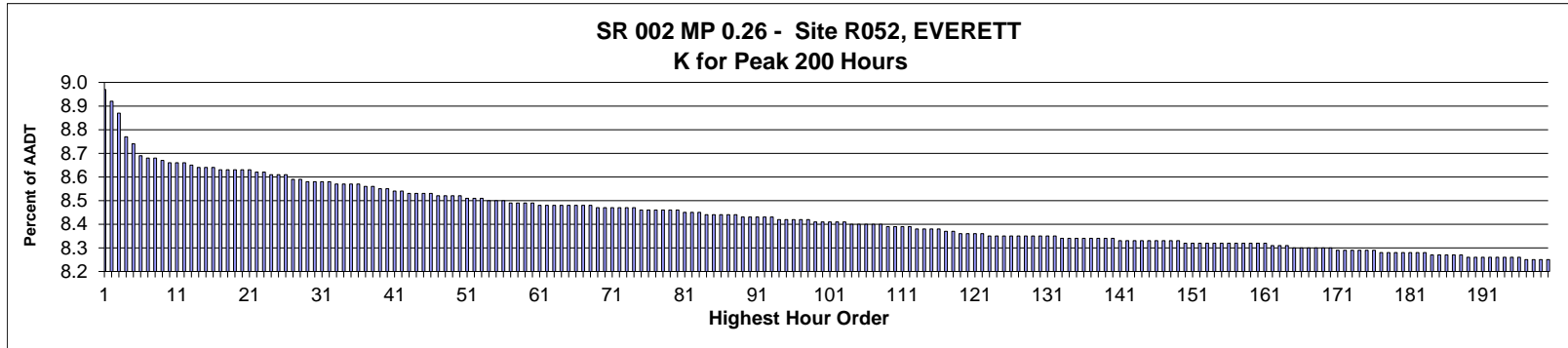
MO	DY	YR	DAY OF WK	HR	HR VOL	PERCENT OF AADT	HOUR NUMBER	AADT	NORTH VOLUME	SOUTH VOLUME	PERCENT NORTH IS OF TOTAL VOLUME	PERCENT SOUTH IS OF TOTAL VOLUME
4	22	2016	6	16	10,042	8.44	1	119,020	5,537	4,505	55.14	44.86
10	7	2016	6	16	9,919	8.33	2	119,020	5,323	4,596	53.66	46.34
4	15	2016	6	16	9,867	8.29	3	119,020	5,528	4,339	56.03	43.97
3	4	2016	6	16	9,862	8.29	4	119,020	5,556	4,306	56.34	43.66
1	15	2016	6	16	9,805	8.24	5	119,020	5,523	4,282	56.33	43.67
9	23	2016	6	17	9,791	8.23	6	119,020	5,413	4,378	55.29	44.71
9	23	2016	6	16	9,788	8.22	7	119,020	5,377	4,411	54.93	45.07
11	18	2016	6	16	9,787	8.22	8	119,020	5,334	4,453	54.50	45.50
3	24	2016	5	17	9,771	8.21	9	119,020	5,580	4,191	57.11	42.89
4	1	2016	6	16	9,717	8.16	10	119,020	5,188	4,529	53.39	46.61
7	15	2016	6	16	9,707	8.16	11	119,020	5,434	4,273	55.98	44.02
5	25	2016	4	17	9,702	8.15	12	119,020	5,599	4,103	57.71	42.29
6	2	2016	5	17	9,687	8.14	13	119,020	5,546	4,141	57.25	42.75
5	6	2016	6	16	9,686	8.14	14	119,020	5,283	4,403	54.54	45.46
10	21	2016	6	16	9,681	8.13	15	119,020	5,336	4,345	55.12	44.88
2	12	2016	6	16	9,678	8.13	16	119,020	5,487	4,191	56.70	43.30

MO	DY	YR	DAY OF WK	HR	HR VOL	PERCENT OF AADT	HOUR NUMBER	AADT	NORTH VOLUME	SOUTH VOLUME	PERCENT NORTH IS OF TOTAL VOLUME	PERCENT SOUTH IS OF TOTAL VOLUME
4	28	2016	5	17	9,678	8.13	17	119,020	5,581	4,097	57.67	42.33
6	8	2016	4	17	9,677	8.13	18	119,020	5,516	4,161	57.00	43.00
2	16	2016	3	17	9,667	8.12	19	119,020	5,640	4,027	58.34	41.66
6	7	2016	3	17	9,667	8.12	20	119,020	5,502	4,165	56.92	43.08
4	15	2016	6	18	9,666	8.12	21	119,020	5,390	4,276	55.76	44.24
4	12	2016	3	17	9,650	8.11	22	119,020	5,582	4,068	57.84	42.16
9	30	2016	6	18	9,650	8.11	23	119,020	5,191	4,459	53.79	46.21
2	5	2016	6	17	9,645	8.10	24	119,020	5,423	4,222	56.23	43.77
6	3	2016	6	16	9,643	8.10	25	119,020	5,345	4,298	55.43	44.57
3	3	2016	5	17	9,641	8.10	26	119,020	5,518	4,123	57.23	42.77
5	5	2016	5	17	9,637	8.10	27	119,020	5,515	4,122	57.23	42.77
4	15	2016	6	17	9,636	8.10	28	119,020	5,362	4,274	55.65	44.35
5	13	2016	6	17	9,622	8.08	29	119,020	5,343	4,279	55.53	44.47
5	4	2016	4	17	9,619	8.08	30	119,020	5,507	4,112	57.25	42.75
4	1	2016	6	17	9,617	8.08	31	119,020	5,266	4,351	54.76	45.24
10	28	2016	6	16	9,617	8.08	32	119,020	5,177	4,440	53.83	46.17
2	4	2016	5	17	9,615	8.08	33	119,020	5,622	3,993	58.47	41.53
2	10	2016	4	17	9,614	8.08	34	119,020	5,438	4,176	56.56	43.44
4	22	2016	6	17	9,614	8.08	35	119,020	5,476	4,138	56.96	43.04
11	4	2016	6	16	9,613	8.08	36	119,020	5,231	4,382	54.42	45.58
4	28	2016	5	16	9,612	8.08	37	119,020	5,534	4,078	57.57	42.43
3	24	2016	5	18	9,610	8.07	38	119,020	5,603	4,007	58.30	41.70
9	16	2016	6	16	9,607	8.07	39	119,020	5,285	4,322	55.01	44.99
9	30	2016	6	16	9,602	8.07	40	119,020	5,160	4,442	53.74	46.26
11	10	2016	5	17	9,591	8.06	41	119,020	5,155	4,436	53.75	46.25
7	18	2016	2	16	9,589	8.06	42	119,020	5,493	4,096	57.28	42.72
10	21	2016	6	17	9,588	8.06	43	119,020	5,220	4,368	54.44	45.56
4	11	2016	2	17	9,586	8.05	44	119,020	5,538	4,048	57.77	42.23
11	4	2016	6	17	9,585	8.05	45	119,020	5,297	4,288	55.26	44.74
10	20	2016	5	17	9,573	8.04	46	119,020	5,441	4,132	56.84	43.16
10	7	2016	6	17	9,566	8.04	47	119,020	5,064	4,502	52.94	47.06
5	26	2016	5	16	9,565	8.04	48	119,020	5,470	4,095	57.19	42.81
5	25	2016	4	18	9,564	8.04	49	119,020	5,392	4,172	56.38	43.62
6	24	2016	6	17	9,564	8.04	50	119,020	5,370	4,194	56.15	43.85
2	19	2016	6	16	9,563	8.03	51	119,020	5,207	4,356	54.45	45.55
10	25	2016	3	17	9,563	8.03	52	119,020	5,353	4,210	55.98	44.02
6	2	2016	5	16	9,562	8.03	53	119,020	5,420	4,142	56.68	43.32
7	15	2016	6	15	9,561	8.03	54	119,020	5,209	4,352	54.48	45.52
5	12	2016	5	17	9,559	8.03	55	119,020	5,385	4,174	56.33	43.67
7	1	2016	6	15	9,559	8.03	56	119,020	5,118	4,441	53.54	46.46
6	20	2016	2	17	9,555	8.03	57	119,020	5,379	4,176	56.30	43.70
12	23	2016	6	15	9,554	8.03	58	119,020	5,018	4,536	52.52	47.48
9	6	2016	3	17	9,549	8.02	59	119,020	5,353	4,196	56.06	43.94
5	5	2016	5	18	9,547	8.02	60	119,020	5,462	4,085	57.21	42.79
9	30	2016	6	17	9,544	8.02	61	119,020	5,173	4,371	54.20	45.80
9	22	2016	5	16	9,541	8.02	62	119,020	5,462	4,079	57.25	42.75
9	6	2016	3	16	9,540	8.02	63	119,020	5,265	4,275	55.19	44.81
3	23	2016	4	17	9,539	8.01	64	119,020	5,386	4,153	56.46	43.54
5	17	2016	3	17	9,538	8.01	65	119,020	5,447	4,091	57.11	42.89
8	9	2016	3	17	9,533	8.01	66	119,020	5,369	4,164	56.32	43.68
10	6	2016	5	16	9,531	8.01	67	119,020	5,440	4,091	57.08	42.92

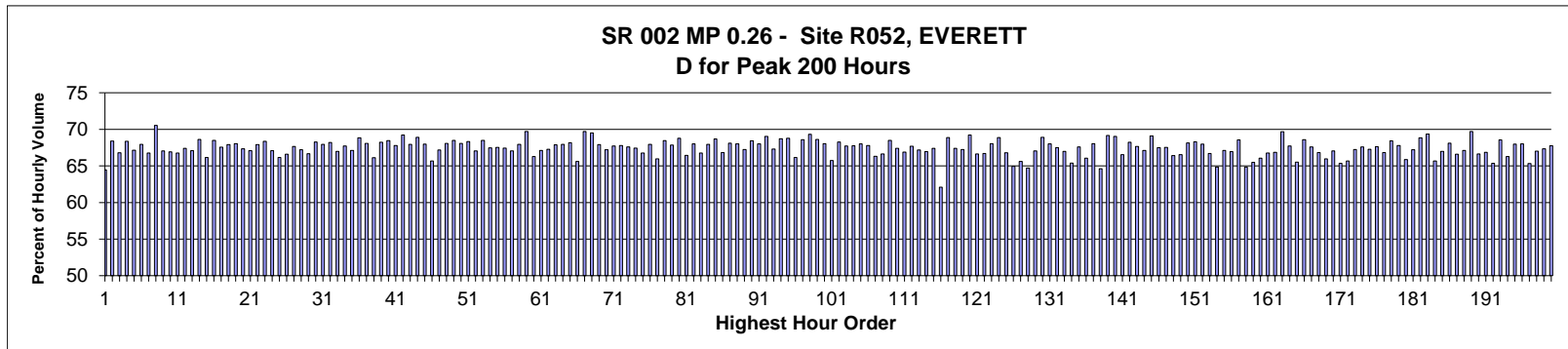
MO	DY	YR	DAY OF WK	HR	HR VOL	PERCENT OF AADT	HOUR NUMBER	AADT	NORTH VOLUME	SOUTH VOLUME	PERCENT NORTH IS OF TOTAL VOLUME	PERCENT SOUTH IS OF TOTAL VOLUME
5	27	2016	6	17	9,529	8.01	68	119,020	5,140	4,389	53.94	46.06
9	29	2016	5	16	9,522	8.00	69	119,020	5,341	4,181	56.09	43.91
5	24	2016	3	17	9,517	8.00	70	119,020	5,432	4,085	57.08	42.92
8	23	2016	3	17	9,517	8.00	71	119,020	5,275	4,242	55.43	44.57
6	13	2016	2	17	9,515	7.99	72	119,020	5,420	4,095	56.96	43.04
5	3	2016	3	17	9,514	7.99	73	119,020	5,515	3,999	57.97	42.03
3	25	2016	6	16	9,510	7.99	74	119,020	5,193	4,317	54.61	45.39
1	22	2016	6	16	9,508	7.99	75	119,020	5,302	4,206	55.76	44.24
6	16	2016	5	16	9,508	7.99	76	119,020	5,440	4,068	57.21	42.79
5	27	2016	6	15	9,503	7.98	77	119,020	5,289	4,214	55.66	44.34
6	20	2016	2	16	9,502	7.98	78	119,020	5,293	4,209	55.70	44.30
4	26	2016	3	17	9,501	7.98	79	119,020	5,471	4,030	57.58	42.42
5	4	2016	4	18	9,499	7.98	80	119,020	5,403	4,096	56.88	43.12
11	4	2016	6	18	9,499	7.98	81	119,020	5,169	4,330	54.42	45.58
6	3	2016	6	17	9,490	7.97	82	119,020	5,272	4,218	55.55	44.45
10	7	2016	6	15	9,483	7.97	83	119,020	5,166	4,317	54.48	45.52
3	25	2016	6	15	9,480	7.97	84	119,020	5,276	4,204	55.65	44.35
5	26	2016	5	17	9,479	7.96	85	119,020	5,433	4,046	57.32	42.68
6	22	2016	4	17	9,478	7.96	86	119,020	5,366	4,112	56.62	43.38
5	12	2016	5	16	9,475	7.96	87	119,020	5,353	4,122	56.50	43.50
9	30	2016	6	15	9,475	7.96	88	119,020	5,174	4,301	54.61	45.39
2	12	2016	6	17	9,473	7.96	89	119,020	5,292	4,181	55.86	44.14
10	31	2016	2	17	9,471	7.96	90	119,020	5,509	3,962	58.17	41.83
4	20	2016	4	16	9,467	7.95	91	119,020	5,449	4,018	57.56	42.44
6	15	2016	4	17	9,467	7.95	92	119,020	5,426	4,041	57.31	42.69
6	21	2016	3	17	9,463	7.95	93	119,020	5,468	3,995	57.78	42.22
3	29	2016	3	17	9,461	7.95	94	119,020	5,377	4,084	56.83	43.17
1	22	2016	6	17	9,459	7.95	95	119,020	5,401	4,058	57.10	42.90
7	15	2016	6	17	9,458	7.95	96	119,020	5,300	4,158	56.04	43.96
9	22	2016	5	17	9,458	7.95	97	119,020	5,304	4,154	56.08	43.92
4	1	2016	6	15	9,457	7.95	98	119,020	5,207	4,250	55.06	44.94
7	22	2016	6	16	9,456	7.94	99	119,020	5,381	4,075	56.91	43.09
4	22	2016	6	18	9,454	7.94	100	119,020	5,374	4,080	56.84	43.16
10	27	2016	5	17	9,454	7.94	101	119,020	5,329	4,125	56.37	43.63
5	18	2016	4	18	9,452	7.94	102	119,020	5,329	4,123	56.38	43.62
7	1	2016	6	16	9,451	7.94	103	119,020	5,194	4,257	54.96	45.04
6	24	2016	6	16	9,450	7.94	104	119,020	5,288	4,162	55.96	44.04
7	22	2016	6	17	9,449	7.94	105	119,020	5,229	4,220	55.34	44.66
5	5	2016	5	16	9,444	7.93	106	119,020	5,461	3,983	57.83	42.17
5	20	2016	6	17	9,444	7.93	107	119,020	5,157	4,287	54.61	45.39
6	1	2016	4	18	9,444	7.93	108	119,020	5,433	4,011	57.53	42.47
8	11	2016	5	16	9,441	7.93	109	119,020	5,237	4,204	55.47	44.53
7	12	2016	3	17	9,440	7.93	110	119,020	5,526	3,914	58.54	41.46
4	26	2016	3	18	9,439	7.93	111	119,020	5,503	3,936	58.30	41.70
4	29	2016	6	16	9,439	7.93	112	119,020	5,078	4,361	53.80	46.20
9	19	2016	2	17	9,438	7.93	113	119,020	5,359	4,079	56.78	43.22
9	29	2016	5	17	9,438	7.93	114	119,020	5,259	4,179	55.72	44.28
3	23	2016	4	16	9,437	7.93	115	119,020	5,373	4,064	56.94	43.06
1	15	2016	6	17	9,435	7.93	116	119,020	5,320	4,115	56.39	43.61
11	23	2016	4	16	9,434	7.93	117	119,020	5,344	4,090	56.65	43.35
6	17	2016	6	17	9,433	7.93	118	119,020	5,415	4,018	57.40	42.60

MO	DY	YR	DAY OF WK	HR	HR VOL	PERCENT OF AADT	HOUR NUMBER	AADT	NORTH VOLUME	SOUTH VOLUME	PERCENT NORTH IS OF TOTAL VOLUME	PERCENT SOUTH IS OF TOTAL VOLUME
4	1	2016	6	18	9,431	7.92	119	119,020	5,302	4,129	56.22	43.78
4	13	2016	4	18	9,430	7.92	120	119,020	5,356	4,074	56.80	43.20
10	25	2016	3	18	9,428	7.92	121	119,020	5,307	4,121	56.29	43.71
5	31	2016	3	16	9,427	7.92	122	119,020	5,424	4,003	57.54	42.46
3	28	2016	2	17	9,426	7.92	123	119,020	5,515	3,911	58.51	41.49
8	11	2016	5	17	9,426	7.92	124	119,020	5,092	4,334	54.02	45.98
8	10	2016	4	17	9,425	7.92	125	119,020	5,145	4,280	54.59	45.41
5	3	2016	3	18	9,423	7.92	126	119,020	5,358	4,065	56.86	43.14
5	13	2016	6	16	9,418	7.91	127	119,020	5,284	4,134	56.11	43.89
6	2	2016	5	18	9,417	7.91	128	119,020	5,259	4,158	55.85	44.15
6	30	2016	5	18	9,417	7.91	129	119,020	5,301	4,116	56.29	43.71
4	25	2016	2	17	9,414	7.91	130	119,020	5,528	3,886	58.72	41.28
6	30	2016	5	16	9,411	7.91	131	119,020	5,248	4,163	55.76	44.24
7	13	2016	4	17	9,406	7.90	132	119,020	5,327	4,079	56.63	43.37
5	20	2016	6	15	9,404	7.90	133	119,020	5,255	4,149	55.88	44.12
7	1	2016	6	14	9,404	7.90	134	119,020	4,840	4,564	51.47	48.53
6	8	2016	4	16	9,402	7.90	135	119,020	5,448	3,954	57.95	42.05
9	20	2016	3	18	9,402	7.90	136	119,020	5,262	4,140	55.97	44.03
8	3	2016	4	17	9,401	7.90	137	119,020	5,292	4,109	56.29	43.71
10	19	2016	4	17	9,400	7.90	138	119,020	5,360	4,040	57.02	42.98
8	23	2016	3	18	9,399	7.90	139	119,020	5,159	4,240	54.89	45.11
5	4	2016	4	16	9,398	7.90	140	119,020	5,469	3,929	58.19	41.81
12	23	2016	6	14	9,398	7.90	141	119,020	4,964	4,434	52.82	47.18
6	24	2016	6	15	9,397	7.90	142	119,020	5,021	4,376	53.43	46.57
10	18	2016	3	17	9,397	7.90	143	119,020	5,361	4,036	57.05	42.95
9	28	2016	4	16	9,395	7.89	144	119,020	5,293	4,102	56.34	43.66
4	21	2016	5	16	9,394	7.89	145	119,020	5,367	4,027	57.13	42.87
8	10	2016	4	16	9,392	7.89	146	119,020	5,271	4,121	56.12	43.88
9	14	2016	4	17	9,392	7.89	147	119,020	5,169	4,223	55.04	44.96
10	21	2016	6	15	9,388	7.89	148	119,020	5,228	4,160	55.69	44.31
11	23	2016	4	15	9,388	7.89	149	119,020	5,160	4,228	54.96	45.04
5	17	2016	3	16	9,387	7.89	150	119,020	5,447	3,940	58.03	41.97
6	14	2016	3	16	9,385	7.89	151	119,020	5,343	4,042	56.93	43.07
6	17	2016	6	18	9,385	7.89	152	119,020	5,134	4,251	54.70	45.30
9	8	2016	5	16	9,383	7.88	153	119,020	5,271	4,112	56.18	43.82
11	16	2016	4	17	9,380	7.88	154	119,020	5,321	4,059	56.73	43.27
1	21	2016	5	17	9,378	7.88	155	119,020	5,380	3,998	57.37	42.63
5	10	2016	3	17	9,378	7.88	156	119,020	5,359	4,019	57.14	42.86
7	19	2016	3	18	9,376	7.88	157	119,020	5,316	4,060	56.70	43.30
7	20	2016	4	17	9,373	7.88	158	119,020	5,251	4,122	56.02	43.98
8	9	2016	3	16	9,373	7.88	159	119,020	5,462	3,911	58.27	41.73
6	3	2016	6	18	9,371	7.87	160	119,020	5,176	4,195	55.23	44.77
11	29	2016	3	17	9,371	7.87	161	119,020	5,310	4,061	56.66	43.34
4	28	2016	5	18	9,370	7.87	162	119,020	5,220	4,150	55.71	44.29
8	1	2016	2	16	9,370	7.87	163	119,020	5,215	4,155	55.66	44.34
3	4	2016	6	17	9,369	7.87	164	119,020	5,167	4,202	55.15	44.85
9	9	2016	6	16	9,369	7.87	165	119,020	5,095	4,274	54.38	45.62
4	25	2016	2	18	9,368	7.87	166	119,020	5,408	3,960	57.73	42.27
5	27	2016	6	16	9,368	7.87	167	119,020	5,061	4,307	54.02	45.98
11	3	2016	5	17	9,368	7.87	168	119,020	5,260	4,108	56.15	43.85
7	6	2016	4	17	9,367	7.87	169	119,020	5,401	3,966	57.66	42.34

MO	DY	YR	DAY OF WK	HR	HR VOL	PERCENT OF AADT	HOUR NUMBER	AADT	NORTH VOLUME	SOUTH VOLUME	PERCENT NORTH IS OF TOTAL VOLUME	PERCENT SOUTH IS OF TOTAL VOLUME
6	15	2016	4	16	9,366	7.87	170	119,020	5,378	3,988	57.42	42.58
8	22	2016	2	17	9,366	7.87	171	119,020	5,263	4,103	56.19	43.81
3	25	2016	6	18	9,365	7.87	172	119,020	5,215	4,150	55.69	44.31
5	20	2016	6	18	9,365	7.87	173	119,020	5,260	4,105	56.17	43.83
9	16	2016	6	17	9,364	7.87	174	119,020	4,979	4,385	53.17	46.83
7	15	2016	6	18	9,363	7.87	175	119,020	5,147	4,216	54.97	45.03
8	31	2016	4	16	9,363	7.87	176	119,020	5,352	4,011	57.16	42.84
6	22	2016	4	16	9,360	7.86	177	119,020	5,395	3,965	57.64	42.36
10	11	2016	3	17	9,357	7.86	178	119,020	5,267	4,090	56.29	43.71
11	18	2016	6	17	9,356	7.86	179	119,020	5,114	4,242	54.66	45.34
3	17	2016	5	16	9,355	7.86	180	119,020	5,262	4,093	56.25	43.75
11	29	2016	3	16	9,355	7.86	181	119,020	5,421	3,934	57.95	42.05
6	22	2016	4	18	9,352	7.86	182	119,020	5,370	3,982	57.42	42.58
4	12	2016	3	18	9,351	7.86	183	119,020	5,340	4,011	57.11	42.89
7	5	2016	3	16	9,350	7.86	184	119,020	5,203	4,147	55.65	44.35
9	22	2016	5	18	9,349	7.85	185	119,020	5,115	4,234	54.71	45.29
8	26	2016	6	16	9,348	7.85	186	119,020	5,109	4,239	54.65	45.35
5	25	2016	4	16	9,347	7.85	187	119,020	5,486	3,861	58.69	41.31
5	16	2016	2	17	9,345	7.85	188	119,020	5,415	3,930	57.95	42.05
7	5	2016	3	17	9,345	7.85	189	119,020	5,141	4,204	55.01	44.99
9	9	2016	6	15	9,345	7.85	190	119,020	5,056	4,289	54.10	45.90
8	3	2016	4	18	9,340	7.85	191	119,020	5,258	4,082	56.30	43.70
10	7	2016	6	18	9,340	7.85	192	119,020	5,019	4,321	53.74	46.26
4	11	2016	2	16	9,339	7.85	193	119,020	5,358	3,981	57.37	42.63
5	17	2016	3	18	9,338	7.85	194	119,020	5,326	4,012	57.04	42.96
8	30	2016	3	17	9,338	7.85	195	119,020	5,152	4,186	55.17	44.83
9	27	2016	3	16	9,338	7.85	196	119,020	5,311	4,027	56.88	43.12
6	30	2016	5	17	9,336	7.84	197	119,020	5,238	4,098	56.11	43.89
8	5	2016	6	16	9,335	7.84	198	119,020	5,161	4,174	55.29	44.71
9	23	2016	6	18	9,335	7.84	199	119,020	5,054	4,281	54.14	45.86
11	16	2016	4	16	9,335	7.84	200	119,020	5,338	3,997	57.18	42.82



AADT= 79,968      K 30 FACTOR= 8.58      K 100 FACTOR= 8.41      K 200 FACTOR= 8.25      D 30 FACTOR= 68.27



MO	DY	YR	DAY OF WK	HR	HR VOL	PERCENT OF AADT	HOUR NUMBER	AADT	EAST VOLUME	WEST VOLUME	PERCENT EAST IS OF TOTAL VOLUME	PERCENT WEST IS OF TOTAL VOLUME
10	11	2016	3	17	7,171	8.97	1	79,968	4,623	2,548	64.47	35.53
5	18	2016	4	17	7,130	8.92	2	79,968	4,877	2,253	68.40	31.60
10	12	2016	4	17	7,090	8.87	3	79,968	4,736	2,354	66.80	33.20
6	2	2016	5	17	7,012	8.77	4	79,968	4,794	2,218	68.37	31.63
10	3	2016	2	17	6,991	8.74	5	79,968	4,694	2,297	67.14	32.86
5	25	2016	4	17	6,952	8.69	6	79,968	4,723	2,229	67.94	32.06
10	27	2016	5	17	6,940	8.68	7	79,968	4,634	2,306	66.77	33.23
10	31	2016	2	17	6,939	8.68	8	79,968	4,894	2,045	70.53	29.47
9	28	2016	4	17	6,935	8.67	9	79,968	4,649	2,286	67.04	32.96
6	9	2016	5	17	6,924	8.66	10	79,968	4,634	2,290	66.93	33.07
11	10	2016	5	17	6,924	8.66	11	79,968	4,623	2,301	66.77	33.23
9	29	2016	5	17	6,923	8.66	12	79,968	4,667	2,256	67.41	32.59
11	21	2016	2	17	6,918	8.65	13	79,968	4,642	2,276	67.10	32.90
10	4	2016	3	17	6,913	8.64	14	79,968	4,743	2,170	68.61	31.39
2	18	2016	5	17	6,910	8.64	15	79,968	4,571	2,339	66.15	33.85
5	10	2016	3	17	6,906	8.64	16	79,968	4,730	2,176	68.49	31.51

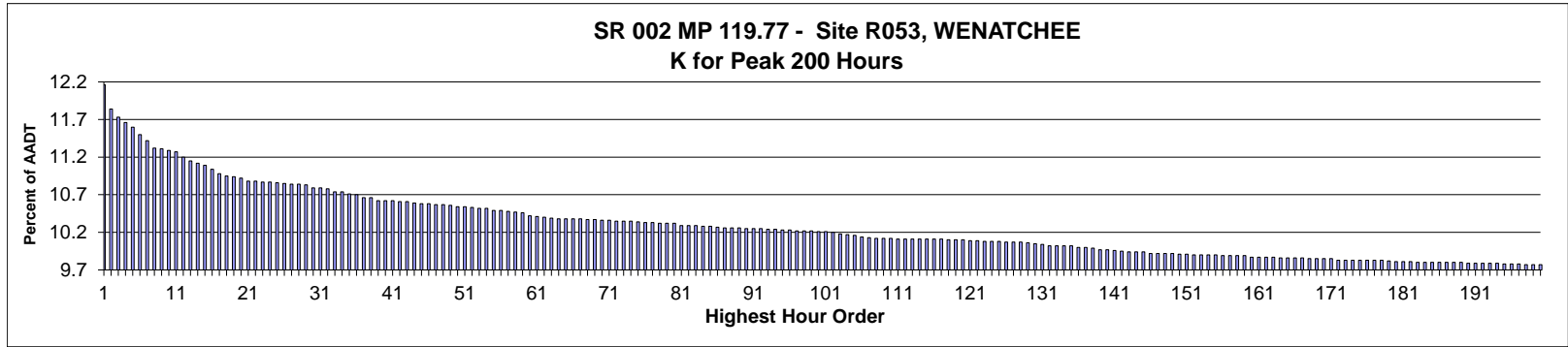
MO	DY	YR	DAY OF WK	HR	HR VOL	PERCENT OF AADT	HOUR NUMBER	AADT	EAST VOLUME	WEST VOLUME	PERCENT EAST IS OF TOTAL VOLUME	PERCENT WEST IS OF TOTAL VOLUME
6	15	2016	4	17	6,905	8.63	17	79,968	4,664	2,241	67.55	32.45
11	7	2016	2	17	6,905	8.63	18	79,968	4,689	2,216	67.91	32.09
4	28	2016	5	17	6,904	8.63	19	79,968	4,698	2,206	68.05	31.95
3	8	2016	3	17	6,901	8.63	20	79,968	4,648	2,253	67.35	32.65
6	30	2016	5	17	6,899	8.63	21	79,968	4,627	2,272	67.07	32.93
6	1	2016	4	17	6,894	8.62	22	79,968	4,683	2,211	67.93	32.07
9	20	2016	3	17	6,892	8.62	23	79,968	4,711	2,181	68.35	31.65
11	2	2016	4	17	6,886	8.61	24	79,968	4,620	2,266	67.09	32.91
10	19	2016	4	17	6,885	8.61	25	79,968	4,555	2,330	66.16	33.84
7	7	2016	5	17	6,882	8.61	26	79,968	4,583	2,299	66.59	33.41
10	25	2016	3	17	6,869	8.59	27	79,968	4,647	2,222	67.65	32.35
11	8	2016	3	17	6,867	8.59	28	79,968	4,616	2,251	67.22	32.78
3	16	2016	4	17	6,865	8.58	29	79,968	4,576	2,289	66.66	33.34
10	5	2016	4	17	6,864	8.58	30	79,968	4,686	2,178	68.27	31.73
4	14	2016	5	17	6,862	8.58	31	79,968	4,663	2,199	67.95	32.05
9	27	2016	3	17	6,862	8.58	32	79,968	4,679	2,183	68.19	31.81
2	24	2016	4	17	6,857	8.57	33	79,968	4,593	2,264	66.98	33.02
7	13	2016	4	17	6,857	8.57	34	79,968	4,644	2,213	67.73	32.27
11	16	2016	4	17	6,852	8.57	35	79,968	4,599	2,253	67.12	32.88
5	11	2016	4	17	6,850	8.57	36	79,968	4,715	2,135	68.83	31.17
8	23	2016	3	17	6,848	8.56	37	79,968	4,663	2,185	68.09	31.91
11	3	2016	5	17	6,848	8.56	38	79,968	4,527	2,321	66.11	33.89
4	26	2016	3	17	6,841	8.55	39	79,968	4,667	2,174	68.22	31.78
11	17	2016	5	17	6,839	8.55	40	79,968	4,681	2,158	68.45	31.55
4	21	2016	5	17	6,830	8.54	41	79,968	4,631	2,199	67.80	32.20
7	12	2016	3	17	6,826	8.54	42	79,968	4,726	2,100	69.24	30.76
6	22	2016	4	17	6,821	8.53	43	79,968	4,634	2,187	67.94	32.06
6	21	2016	3	17	6,820	8.53	44	79,968	4,699	2,121	68.90	31.10
11	29	2016	3	17	6,819	8.53	45	79,968	4,636	2,183	67.99	32.01
6	7	2016	3	18	6,818	8.53	46	79,968	4,478	2,340	65.68	34.32
12	13	2016	3	17	6,817	8.52	47	79,968	4,580	2,237	67.18	32.82
9	8	2016	5	17	6,816	8.52	48	79,968	4,641	2,175	68.09	31.91
5	17	2016	3	17	6,814	8.52	49	79,968	4,667	2,147	68.49	31.51
3	15	2016	3	17	6,810	8.52	50	79,968	4,637	2,173	68.09	31.91
6	7	2016	3	17	6,807	8.51	51	79,968	4,651	2,156	68.33	31.67
6	15	2016	4	18	6,807	8.51	52	79,968	4,565	2,242	67.06	32.94
4	19	2016	3	17	6,803	8.51	53	79,968	4,660	2,143	68.50	31.50
2	9	2016	3	17	6,799	8.50	54	79,968	4,588	2,211	67.48	32.52
9	22	2016	5	17	6,797	8.50	55	79,968	4,589	2,208	67.52	32.48
8	18	2016	5	17	6,794	8.50	56	79,968	4,581	2,213	67.43	32.57
9	21	2016	4	17	6,793	8.49	57	79,968	4,554	2,239	67.04	32.96
2	22	2016	2	17	6,792	8.49	58	79,968	4,616	2,176	67.96	32.04
5	19	2016	5	17	6,791	8.49	59	79,968	4,733	2,058	69.70	30.30
12	15	2016	5	17	6,789	8.49	60	79,968	4,500	2,289	66.28	33.72
3	10	2016	5	17	6,784	8.48	61	79,968	4,554	2,230	67.13	32.87
10	6	2016	5	17	6,783	8.48	62	79,968	4,562	2,221	67.26	32.74
9	13	2016	3	17	6,782	8.48	63	79,968	4,604	2,178	67.89	32.11
8	11	2016	5	17	6,780	8.48	64	79,968	4,607	2,173	67.95	32.05
12	8	2016	5	17	6,780	8.48	65	79,968	4,622	2,158	68.17	31.83
12	16	2016	6	17	6,780	8.48	66	79,968	4,448	2,332	65.60	34.40
8	9	2016	3	17	6,779	8.48	67	79,968	4,725	2,054	69.70	30.30

MO	DY	YR	DAY OF WK	HR	HR VOL	PERCENT OF AADT	HOUR NUMBER	AADT	EAST VOLUME	WEST VOLUME	PERCENT	PERCENT
											IS OF TOTAL VOLUME	IS OF TOTAL VOLUME
8	3	2016	4	17	6,778	8.48	68	79,968	4,711	2,067	69.50	30.50
9	14	2016	4	17	6,777	8.47	69	79,968	4,602	2,175	67.91	32.09
7	6	2016	4	17	6,775	8.47	70	79,968	4,554	2,221	67.22	32.78
9	26	2016	2	17	6,775	8.47	71	79,968	4,588	2,187	67.72	32.28
3	17	2016	5	17	6,774	8.47	72	79,968	4,593	2,181	67.80	32.20
3	3	2016	5	17	6,772	8.47	73	79,968	4,578	2,194	67.60	32.40
7	21	2016	5	17	6,772	8.47	74	79,968	4,566	2,206	67.42	32.58
5	31	2016	3	17	6,766	8.46	75	79,968	4,516	2,250	66.75	33.25
5	12	2016	5	17	6,765	8.46	76	79,968	4,597	2,168	67.95	32.05
10	21	2016	6	17	6,765	8.46	77	79,968	4,463	2,302	65.97	34.03
11	14	2016	2	17	6,765	8.46	78	79,968	4,631	2,134	68.46	31.54
6	29	2016	4	17	6,763	8.46	79	79,968	4,589	2,174	67.85	32.15
3	23	2016	4	17	6,762	8.46	80	79,968	4,651	2,111	68.78	31.22
1	7	2016	5	17	6,760	8.45	81	79,968	4,493	2,267	66.46	33.54
6	16	2016	5	17	6,758	8.45	82	79,968	4,597	2,161	68.02	31.98
11	1	2016	3	17	6,758	8.45	83	79,968	4,512	2,246	66.77	33.23
8	4	2016	5	17	6,750	8.44	84	79,968	4,586	2,164	67.94	32.06
8	31	2016	4	17	6,750	8.44	85	79,968	4,636	2,114	68.68	31.32
2	4	2016	5	17	6,749	8.44	86	79,968	4,511	2,238	66.84	33.16
6	28	2016	3	17	6,748	8.44	87	79,968	4,596	2,152	68.11	31.89
11	9	2016	4	17	6,746	8.44	88	79,968	4,588	2,158	68.01	31.99
12	7	2016	4	17	6,742	8.43	89	79,968	4,533	2,209	67.24	32.76
5	24	2016	3	17	6,741	8.43	90	79,968	4,612	2,129	68.42	31.58
3	2	2016	4	17	6,739	8.43	91	79,968	4,583	2,156	68.01	31.99
9	6	2016	3	17	6,739	8.43	92	79,968	4,651	2,088	69.02	30.98
10	10	2016	2	17	6,738	8.43	93	79,968	4,536	2,202	67.32	32.68
4	26	2016	3	18	6,737	8.42	94	79,968	4,628	2,109	68.70	31.30
7	19	2016	3	17	6,737	8.42	95	79,968	4,634	2,103	68.78	31.22
12	20	2016	3	17	6,737	8.42	96	79,968	4,458	2,279	66.17	33.83
3	22	2016	3	17	6,735	8.42	97	79,968	4,619	2,116	68.58	31.42
5	23	2016	2	17	6,735	8.42	98	79,968	4,668	2,067	69.31	30.69
7	20	2016	4	17	6,728	8.41	99	79,968	4,617	2,111	68.62	31.38
9	15	2016	5	17	6,728	8.41	100	79,968	4,577	2,151	68.03	31.97
12	13	2016	3	16	6,728	8.41	101	79,968	4,422	2,306	65.73	34.27
2	25	2016	5	17	6,727	8.41	102	79,968	4,593	2,134	68.28	31.72
10	24	2016	2	17	6,727	8.41	103	79,968	4,555	2,172	67.71	32.29
5	13	2016	6	17	6,720	8.40	104	79,968	4,553	2,167	67.75	32.25
9	20	2016	3	18	6,720	8.40	105	79,968	4,571	2,149	68.02	31.98
8	16	2016	3	17	6,719	8.40	106	79,968	4,555	2,164	67.79	32.21
10	28	2016	6	17	6,718	8.40	107	79,968	4,455	2,263	66.31	33.69
7	6	2016	4	18	6,714	8.40	108	79,968	4,475	2,239	66.65	33.35
7	27	2016	4	17	6,712	8.39	109	79,968	4,598	2,114	68.50	31.50
12	6	2016	3	17	6,709	8.39	110	79,968	4,521	2,188	67.39	32.61
1	20	2016	4	17	6,708	8.39	111	79,968	4,486	2,222	66.88	33.12
8	10	2016	4	17	6,707	8.39	112	79,968	4,539	2,168	67.68	32.32
2	1	2016	2	17	6,704	8.38	113	79,968	4,503	2,201	67.17	32.83
7	26	2016	3	18	6,699	8.38	114	79,968	4,486	2,213	66.97	33.03
1	25	2016	2	17	6,698	8.38	115	79,968	4,515	2,183	67.41	32.59
6	13	2016	2	16	6,698	8.38	116	79,968	4,160	2,538	62.11	37.89
8	17	2016	4	17	6,694	8.37	117	79,968	4,610	2,084	68.87	31.13
1	27	2016	4	17	6,691	8.37	118	79,968	4,510	2,181	67.40	32.60

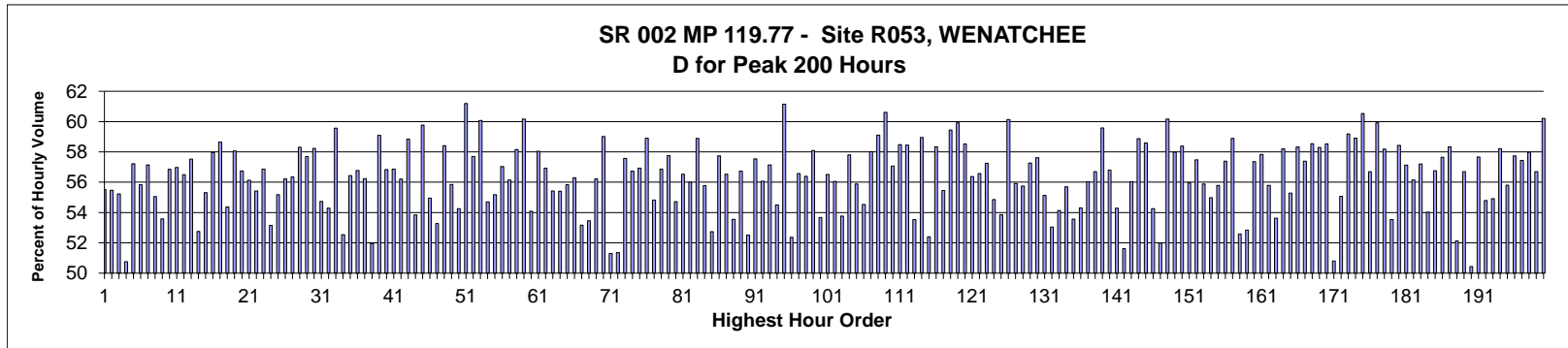


MO	DY	YR	DAY OF WK	HR	HR VOL	PERCENT OF AADT	HOUR NUMBER	AADT	EAST VOLUME	WEST VOLUME	PERCENT IS OF TOTAL VOLUME	PERCENT WEST IS OF TOTAL VOLUME
2	10	2016	4	17	6,685	8.36	119	79,968	4,495	2,190	67.24	32.76
8	24	2016	4	17	6,685	8.36	120	79,968	4,629	2,056	69.24	30.76
5	20	2016	6	17	6,684	8.36	121	79,968	4,454	2,230	66.64	33.36
11	16	2016	4	16	6,684	8.36	122	79,968	4,459	2,225	66.71	33.29
6	6	2016	2	17	6,681	8.35	123	79,968	4,545	2,136	68.03	31.97
6	13	2016	2	18	6,679	8.35	124	79,968	4,599	2,080	68.86	31.14
11	2	2016	4	18	6,679	8.35	125	79,968	4,462	2,217	66.81	33.19
11	10	2016	5	18	6,679	8.35	126	79,968	4,338	2,341	64.95	35.05
10	11	2016	3	18	6,678	8.35	127	79,968	4,382	2,296	65.62	34.38
10	27	2016	5	18	6,678	8.35	128	79,968	4,321	2,357	64.71	35.29
2	25	2016	5	18	6,675	8.35	129	79,968	4,476	2,199	67.06	32.94
4	7	2016	5	17	6,674	8.35	130	79,968	4,599	2,075	68.91	31.09
7	14	2016	5	17	6,674	8.35	131	79,968	4,539	2,135	68.01	31.99
12	21	2016	4	17	6,674	8.35	132	79,968	4,504	2,170	67.49	32.51
7	7	2016	5	18	6,672	8.34	133	79,968	4,470	2,202	67.00	33.00
9	13	2016	3	18	6,672	8.34	134	79,968	4,362	2,310	65.38	34.62
12	14	2016	4	17	6,672	8.34	135	79,968	4,509	2,163	67.58	32.42
10	12	2016	4	18	6,670	8.34	136	79,968	4,407	2,263	66.07	33.93
10	18	2016	3	17	6,668	8.34	137	79,968	4,536	2,132	68.03	31.97
10	19	2016	4	18	6,668	8.34	138	79,968	4,308	2,360	64.61	35.39
6	14	2016	3	17	6,667	8.34	139	79,968	4,611	2,056	69.16	30.84
8	29	2016	2	17	6,666	8.34	140	79,968	4,601	2,065	69.02	30.98
3	25	2016	6	17	6,665	8.33	141	79,968	4,434	2,231	66.53	33.47
7	26	2016	3	17	6,665	8.33	142	79,968	4,548	2,117	68.24	31.76
8	25	2016	5	17	6,665	8.33	143	79,968	4,510	2,155	67.67	32.33
7	20	2016	4	18	6,663	8.33	144	79,968	4,472	2,191	67.12	32.88
7	28	2016	5	17	6,663	8.33	145	79,968	4,604	2,059	69.10	30.90
9	8	2016	5	18	6,662	8.33	146	79,968	4,496	2,166	67.49	32.51
9	22	2016	5	18	6,662	8.33	147	79,968	4,499	2,163	67.53	32.47
10	7	2016	6	17	6,662	8.33	148	79,968	4,425	2,237	66.42	33.58
1	14	2016	5	17	6,661	8.33	149	79,968	4,432	2,229	66.54	33.46
12	12	2016	2	17	6,657	8.32	150	79,968	4,537	2,120	68.15	31.85
3	29	2016	3	17	6,656	8.32	151	79,968	4,546	2,110	68.30	31.70
3	31	2016	5	17	6,656	8.32	152	79,968	4,524	2,132	67.97	32.03
6	30	2016	5	18	6,656	8.32	153	79,968	4,439	2,217	66.69	33.31
10	19	2016	4	16	6,655	8.32	154	79,968	4,316	2,339	64.85	35.15
7	19	2016	3	18	6,654	8.32	155	79,968	4,466	2,188	67.12	32.88
1	8	2016	6	17	6,653	8.32	156	79,968	4,454	2,199	66.95	33.05
8	2	2016	3	18	6,653	8.32	157	79,968	4,562	2,091	68.57	31.43
9	28	2016	4	18	6,653	8.32	158	79,968	4,314	2,339	64.84	35.16
10	5	2016	4	18	6,652	8.32	159	79,968	4,355	2,297	65.47	34.53
11	22	2016	3	17	6,652	8.32	160	79,968	4,394	2,258	66.06	33.94
8	18	2016	5	18	6,650	8.32	161	79,968	4,439	2,211	66.75	33.25
8	25	2016	5	18	6,648	8.31	162	79,968	4,445	2,203	66.86	33.14
5	26	2016	5	17	6,647	8.31	163	79,968	4,630	2,017	69.66	30.34
6	1	2016	4	18	6,647	8.31	164	79,968	4,501	2,146	67.71	32.29
11	4	2016	6	17	6,641	8.30	165	79,968	4,352	2,289	65.53	34.47
8	22	2016	2	17	6,640	8.30	166	79,968	4,555	2,085	68.60	31.40
6	21	2016	3	18	6,637	8.30	167	79,968	4,485	2,152	67.58	32.42
9	21	2016	4	18	6,635	8.30	168	79,968	4,435	2,200	66.84	33.16
4	15	2016	6	17	6,634	8.30	169	79,968	4,377	2,257	65.98	34.02

MO	DY	YR	DAY OF WK	HR	HR VOL	PERCENT OF AADT	HOUR NUMBER	AADT	EAST VOLUME	WEST VOLUME	PERCENT EAST IS OF TOTAL VOLUME	PERCENT WEST IS OF TOTAL VOLUME
6	2	2016	5	16	6,634	8.30	170	79,968	4,448	2,186	67.05	32.95
9	30	2016	6	17	6,633	8.29	171	79,968	4,336	2,297	65.37	34.63
11	18	2016	6	17	6,632	8.29	172	79,968	4,355	2,277	65.67	34.33
7	14	2016	5	18	6,630	8.29	173	79,968	4,458	2,172	67.24	32.76
8	3	2016	4	18	6,629	8.29	174	79,968	4,482	2,147	67.61	32.39
1	26	2016	3	17	6,628	8.29	175	79,968	4,459	2,169	67.28	32.72
4	11	2016	2	17	6,626	8.29	176	79,968	4,481	2,145	67.63	32.37
3	8	2016	3	18	6,625	8.28	177	79,968	4,427	2,198	66.82	33.18
9	12	2016	2	17	6,624	8.28	178	79,968	4,532	2,092	68.42	31.58
8	9	2016	3	18	6,623	8.28	179	79,968	4,489	2,134	67.78	32.22
2	2	2016	3	17	6,620	8.28	180	79,968	4,360	2,260	65.86	34.14
2	4	2016	5	18	6,619	8.28	181	79,968	4,449	2,170	67.22	32.78
4	28	2016	5	18	6,618	8.28	182	79,968	4,555	2,063	68.83	31.17
5	23	2016	2	18	6,618	8.28	183	79,968	4,589	2,029	69.34	30.66
4	14	2016	5	18	6,617	8.27	184	79,968	4,347	2,270	65.69	34.31
9	15	2016	5	18	6,617	8.27	185	79,968	4,432	2,185	66.98	33.02
6	3	2016	6	17	6,615	8.27	186	79,968	4,506	2,109	68.12	31.88
7	28	2016	5	18	6,614	8.27	187	79,968	4,405	2,209	66.60	33.40
9	19	2016	2	17	6,613	8.27	188	79,968	4,439	2,174	67.13	32.87
5	16	2016	2	17	6,609	8.26	189	79,968	4,608	2,001	69.72	30.28
2	19	2016	6	17	6,608	8.26	190	79,968	4,404	2,204	66.65	33.35
1	15	2016	6	17	6,607	8.26	191	79,968	4,418	2,189	66.87	33.13
9	30	2016	6	16	6,607	8.26	192	79,968	4,319	2,288	65.37	34.63
2	9	2016	3	18	6,606	8.26	193	79,968	4,530	2,076	68.57	31.43
3	18	2016	6	17	6,604	8.26	194	79,968	4,377	2,227	66.28	33.72
3	28	2016	2	17	6,603	8.26	195	79,968	4,488	2,115	67.97	32.03
6	23	2016	5	17	6,602	8.26	196	79,968	4,491	2,111	68.02	31.98
2	18	2016	5	18	6,601	8.25	197	79,968	4,313	2,288	65.34	34.66
7	21	2016	5	18	6,599	8.25	198	79,968	4,422	2,177	67.01	32.99
11	9	2016	4	18	6,599	8.25	199	79,968	4,443	2,156	67.33	32.67
6	13	2016	2	17	6,596	8.25	200	79,968	4,470	2,126	67.77	32.23



AADT= 24,962      K 30 FACTOR= 10.79      K 100 FACTOR= 10.21      K 200 FACTOR= 9.77      D 30 FACTOR= 58.23



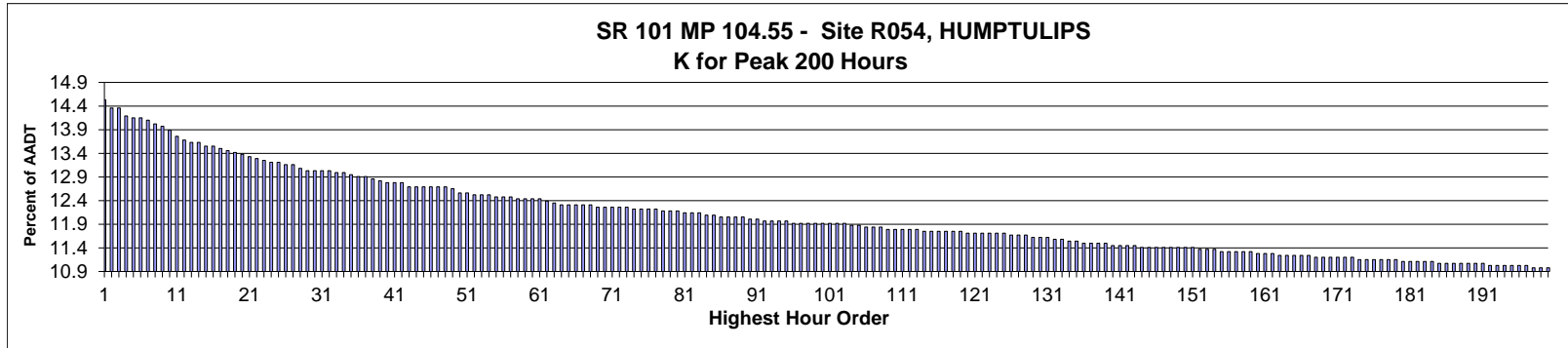
MO	DY	YR	DAY OF WK	HR	HR VOL	PERCENT OF AADT	HOUR NUMBER	AADT	EAST VOLUME	WEST VOLUME	PERCENT EAST IS OF TOTAL VOLUME	PERCENT WEST IS OF TOTAL VOLUME
6	3	2016	6	17	3,035	12.16	1	24,962	1,685	1,350	55.52	44.48
6	17	2016	6	17	2,955	11.84	2	24,962	1,639	1,316	55.47	44.53
6	24	2016	6	17	2,928	11.73	3	24,962	1,617	1,311	55.23	44.77
8	5	2016	6	17	2,910	11.66	4	24,962	1,477	1,433	50.76	49.24
6	23	2016	5	17	2,896	11.60	5	24,962	1,657	1,239	57.22	42.78
7	8	2016	6	17	2,871	11.50	6	24,962	1,603	1,268	55.83	44.17
7	6	2016	4	17	2,851	11.42	7	24,962	1,629	1,222	57.14	42.86
7	5	2016	3	17	2,826	11.32	8	24,962	1,556	1,270	55.06	44.94
6	10	2016	6	17	2,822	11.31	9	24,962	1,512	1,310	53.58	46.42
7	1	2016	6	17	2,818	11.29	10	24,962	1,602	1,216	56.85	43.15
6	22	2016	4	17	2,814	11.27	11	24,962	1,603	1,211	56.97	43.03
7	15	2016	6	17	2,795	11.20	12	24,962	1,579	1,216	56.49	43.51
6	30	2016	5	17	2,783	11.15	13	24,962	1,601	1,182	57.53	42.47
8	26	2016	6	16	2,777	11.12	14	24,962	1,465	1,312	52.75	47.25
6	3	2016	6	18	2,768	11.09	15	24,962	1,531	1,237	55.31	44.69
5	27	2016	6	17	2,757	11.04	16	24,962	1,598	1,159	57.96	42.04

MO	DY	YR	DAY OF WK	HR	HR VOL	PERCENT OF AADT	HOUR NUMBER	AADT	EAST VOLUME	WEST VOLUME	PERCENT IS OF TOTAL VOLUME	PERCENT WEST IS OF TOTAL VOLUME
7	14	2016	5	17	2,740	10.98	17	24,962	1,607	1,133	58.65	41.35
9	15	2016	5	16	2,733	10.95	18	24,962	1,486	1,247	54.37	45.63
5	26	2016	5	17	2,730	10.94	19	24,962	1,585	1,145	58.06	41.94
6	8	2016	4	17	2,726	10.92	20	24,962	1,547	1,179	56.75	43.25
7	7	2016	5	17	2,717	10.88	21	24,962	1,525	1,192	56.13	43.87
10	14	2016	6	16	2,715	10.88	22	24,962	1,505	1,210	55.43	44.57
5	31	2016	3	17	2,713	10.87	23	24,962	1,543	1,170	56.87	43.13
9	16	2016	6	16	2,713	10.87	24	24,962	1,442	1,271	53.15	46.85
9	30	2016	6	17	2,711	10.86	25	24,962	1,496	1,215	55.18	44.82
6	28	2016	3	17	2,709	10.85	26	24,962	1,523	1,186	56.22	43.78
6	21	2016	3	17	2,707	10.84	27	24,962	1,525	1,182	56.34	43.66
6	2	2016	5	17	2,706	10.84	28	24,962	1,578	1,128	58.31	41.69
6	9	2016	5	17	2,704	10.83	29	24,962	1,560	1,144	57.69	42.31
7	22	2016	6	17	2,693	10.79	30	24,962	1,568	1,125	58.23	41.77
8	19	2016	6	16	2,693	10.79	31	24,962	1,474	1,219	54.73	45.27
7	14	2016	5	9	2,691	10.78	32	24,962	1,230	1,461	45.71	54.29
6	30	2016	5	18	2,681	10.74	33	24,962	1,597	1,084	59.57	40.43
9	30	2016	6	16	2,680	10.74	34	24,962	1,408	1,272	52.54	47.46
9	9	2016	6	17	2,674	10.71	35	24,962	1,509	1,165	56.43	43.57
9	2	2016	6	16	2,670	10.70	36	24,962	1,516	1,154	56.78	43.22
6	27	2016	2	17	2,662	10.66	37	24,962	1,497	1,165	56.24	43.76
10	21	2016	6	16	2,662	10.66	38	24,962	1,383	1,279	51.95	48.05
6	29	2016	4	17	2,652	10.62	39	24,962	1,567	1,085	59.09	40.91
7	12	2016	3	17	2,652	10.62	40	24,962	1,507	1,145	56.83	43.17
7	21	2016	5	17	2,652	10.62	41	24,962	1,508	1,144	56.86	43.14
8	12	2016	6	16	2,649	10.61	42	24,962	1,489	1,160	56.21	43.79
6	24	2016	6	18	2,648	10.61	43	24,962	1,558	1,090	58.84	41.16
7	5	2016	3	18	2,643	10.59	44	24,962	1,423	1,220	53.84	46.16
9	22	2016	5	17	2,642	10.58	45	24,962	1,579	1,063	59.77	40.23
6	10	2016	6	16	2,641	10.58	46	24,962	1,451	1,190	54.94	45.06
9	23	2016	6	16	2,639	10.57	47	24,962	1,406	1,233	53.28	46.72
10	14	2016	6	17	2,638	10.57	48	24,962	1,541	1,097	58.42	41.58
6	15	2016	4	17	2,637	10.56	49	24,962	1,473	1,164	55.86	44.14
6	24	2016	6	16	2,632	10.54	50	24,962	1,428	1,204	54.26	45.74
9	8	2016	5	17	2,631	10.54	51	24,962	1,610	1,021	61.19	38.81
7	8	2016	6	18	2,628	10.53	52	24,962	1,516	1,112	57.69	42.31
7	1	2016	6	18	2,625	10.52	53	24,962	1,577	1,048	60.08	39.92
7	14	2016	5	8	2,625	10.52	54	24,962	1,189	1,436	45.30	54.70
6	17	2016	6	16	2,619	10.49	55	24,962	1,445	1,174	55.17	44.83
9	6	2016	3	17	2,618	10.49	56	24,962	1,493	1,125	57.03	42.97
9	1	2016	5	16	2,615	10.48	57	24,962	1,468	1,147	56.14	43.86
9	15	2016	5	17	2,614	10.47	58	24,962	1,520	1,094	58.15	41.85
7	26	2016	3	17	2,611	10.46	59	24,962	1,571	1,040	60.17	39.83
6	16	2016	5	17	2,601	10.42	60	24,962	1,407	1,194	54.09	45.91
5	25	2016	4	17	2,598	10.41	61	24,962	1,508	1,090	58.04	41.96
9	2	2016	6	17	2,595	10.40	62	24,962	1,477	1,118	56.92	43.08
6	3	2016	6	16	2,593	10.39	63	24,962	1,437	1,156	55.42	44.58
6	27	2016	2	18	2,592	10.38	64	24,962	1,436	1,156	55.40	44.60
9	16	2016	6	17	2,592	10.38	65	24,962	1,447	1,145	55.83	44.17
6	6	2016	2	17	2,590	10.38	66	24,962	1,458	1,132	56.29	43.71
9	9	2016	6	16	2,590	10.38	67	24,962	1,377	1,213	53.17	46.83

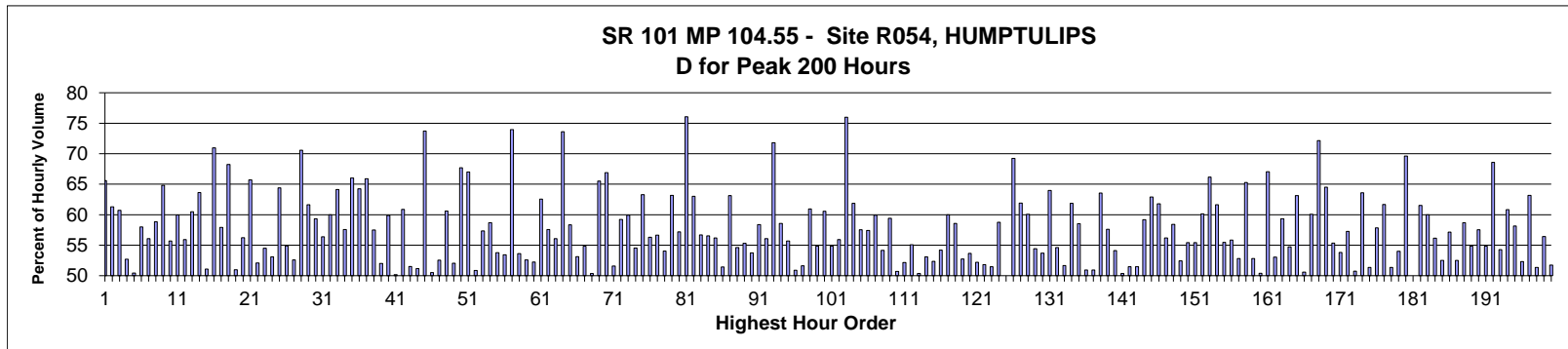
MO	DY	YR	DAY OF WK	HR	HR VOL	PERCENT OF AADT	HOUR NUMBER	AADT	EAST VOLUME	WEST VOLUME	PERCENT IS OF TOTAL VOLUME	PERCENT WEST IS OF TOTAL VOLUME
7	1	2016	6	16	2,589	10.37	68	24,962	1,384	1,205	53.46	46.54
6	23	2016	5	16	2,588	10.37	69	24,962	1,455	1,133	56.22	43.78
8	26	2016	6	17	2,586	10.36	70	24,962	1,526	1,060	59.01	40.99
10	7	2016	6	16	2,585	10.36	71	24,962	1,326	1,259	51.30	48.70
10	19	2016	4	16	2,584	10.35	72	24,962	1,327	1,257	51.35	48.65
9	29	2016	5	17	2,583	10.35	73	24,962	1,487	1,096	57.57	42.43
10	7	2016	6	17	2,583	10.35	74	24,962	1,465	1,118	56.72	43.28
7	29	2016	6	17	2,582	10.34	75	24,962	1,470	1,112	56.93	43.07
8	12	2016	6	17	2,579	10.33	76	24,962	1,519	1,060	58.90	41.10
11	18	2016	6	16	2,579	10.33	77	24,962	1,414	1,165	54.83	45.17
6	10	2016	6	18	2,576	10.32	78	24,962	1,465	1,111	56.87	43.13
8	3	2016	4	17	2,575	10.32	79	24,962	1,487	1,088	57.75	42.25
9	8	2016	5	16	2,575	10.32	80	24,962	1,409	1,166	54.72	45.28
4	28	2016	5	17	2,569	10.29	81	24,962	1,452	1,117	56.52	43.48
6	17	2016	6	18	2,569	10.29	82	24,962	1,439	1,130	56.01	43.99
6	23	2016	5	18	2,569	10.29	83	24,962	1,513	1,056	58.89	41.11
5	12	2016	5	17	2,566	10.28	84	24,962	1,431	1,135	55.77	44.23
7	15	2016	6	16	2,566	10.28	85	24,962	1,353	1,213	52.73	47.27
6	1	2016	4	17	2,563	10.27	86	24,962	1,480	1,083	57.74	42.26
5	27	2016	6	16	2,562	10.26	87	24,962	1,448	1,114	56.52	43.48
11	4	2016	6	16	2,562	10.26	88	24,962	1,372	1,190	53.55	46.45
5	13	2016	6	17	2,560	10.26	89	24,962	1,452	1,108	56.72	43.28
4	1	2016	6	16	2,558	10.25	90	24,962	1,343	1,215	52.50	47.50
7	13	2016	4	17	2,558	10.25	91	24,962	1,472	1,086	57.54	42.46
7	20	2016	4	17	2,558	10.25	92	24,962	1,434	1,124	56.06	43.94
7	11	2016	2	17	2,557	10.24	93	24,962	1,461	1,096	57.14	42.86
9	14	2016	4	16	2,556	10.24	94	24,962	1,393	1,163	54.50	45.50
7	15	2016	6	18	2,553	10.23	95	24,962	1,561	992	61.14	38.86
8	23	2016	3	16	2,553	10.23	96	24,962	1,337	1,216	52.37	47.63
4	1	2016	6	17	2,552	10.22	97	24,962	1,444	1,108	56.58	43.42
8	5	2016	6	16	2,552	10.22	98	24,962	1,439	1,113	56.39	43.61
4	21	2016	5	17	2,551	10.22	99	24,962	1,482	1,069	58.09	41.91
7	22	2016	6	16	2,549	10.21	100	24,962	1,368	1,181	53.67	46.33
6	14	2016	3	17	2,548	10.21	101	24,962	1,440	1,108	56.51	43.49
6	30	2016	5	16	2,546	10.20	102	24,962	1,427	1,119	56.05	43.95
9	29	2016	5	16	2,541	10.18	103	24,962	1,366	1,175	53.76	46.24
9	7	2016	4	17	2,538	10.17	104	24,962	1,467	1,071	57.80	42.20
8	19	2016	6	17	2,536	10.16	105	24,962	1,417	1,119	55.88	44.12
6	20	2016	2	17	2,532	10.14	106	24,962	1,381	1,151	54.54	45.46
9	1	2016	5	17	2,529	10.13	107	24,962	1,467	1,062	58.01	41.99
5	31	2016	3	18	2,526	10.12	108	24,962	1,493	1,033	59.11	40.89
11	22	2016	3	17	2,526	10.12	109	24,962	1,531	995	60.61	39.39
6	22	2016	4	18	2,525	10.12	110	24,962	1,441	1,084	57.07	42.93
6	13	2016	2	17	2,524	10.11	111	24,962	1,476	1,048	58.48	41.52
6	29	2016	4	18	2,524	10.11	112	24,962	1,475	1,049	58.44	41.56
7	8	2016	6	16	2,524	10.11	113	24,962	1,351	1,173	53.53	46.47
8	9	2016	3	17	2,524	10.11	114	24,962	1,488	1,036	58.95	41.05
7	6	2016	4	16	2,523	10.11	115	24,962	1,322	1,201	52.40	47.60
9	23	2016	6	17	2,523	10.11	116	24,962	1,472	1,051	58.34	41.66
10	21	2016	6	17	2,523	10.11	117	24,962	1,399	1,124	55.45	44.55
5	24	2016	3	17	2,522	10.10	118	24,962	1,499	1,023	59.44	40.56

MO	DY	YR	DAY OF WK	HR	HR VOL	PERCENT OF AADT	HOUR NUMBER	AADT	EAST VOLUME	WEST VOLUME	PERCENT IS OF TOTAL VOLUME	PERCENT WEST IS OF TOTAL VOLUME
7	14	2016	5	18	2,520	10.10	119	24,962	1,510	1,010	59.92	40.08
8	4	2016	5	17	2,520	10.10	120	24,962	1,475	1,045	58.53	41.47
4	15	2016	6	17	2,519	10.09	121	24,962	1,420	1,099	56.37	43.63
4	29	2016	6	17	2,519	10.09	122	24,962	1,425	1,094	56.57	43.43
8	11	2016	5	17	2,517	10.08	123	24,962	1,441	1,076	57.25	42.75
8	18	2016	5	16	2,516	10.08	124	24,962	1,380	1,136	54.85	45.15
9	20	2016	3	16	2,516	10.08	125	24,962	1,355	1,161	53.86	46.14
5	27	2016	6	18	2,513	10.07	126	24,962	1,511	1,002	60.13	39.87
6	27	2016	2	16	2,513	10.07	127	24,962	1,405	1,108	55.91	44.09
7	28	2016	5	17	2,513	10.07	128	24,962	1,401	1,112	55.75	44.25
12	1	2016	5	16	2,511	10.06	129	24,962	1,438	1,073	57.27	42.73
11	10	2016	5	16	2,508	10.05	130	24,962	1,445	1,063	57.62	42.38
7	14	2016	5	16	2,507	10.04	131	24,962	1,382	1,125	55.13	44.87
9	6	2016	3	16	2,502	10.02	132	24,962	1,327	1,175	53.04	46.96
6	20	2016	2	16	2,501	10.02	133	24,962	1,354	1,147	54.14	45.86
8	11	2016	5	16	2,501	10.02	134	24,962	1,393	1,108	55.70	44.30
7	5	2016	3	16	2,500	10.02	135	24,962	1,339	1,161	53.56	46.44
8	3	2016	4	16	2,497	10.00	136	24,962	1,356	1,141	54.31	45.69
7	7	2016	5	16	2,495	10.00	137	24,962	1,398	1,097	56.03	43.97
11	3	2016	5	16	2,494	9.99	138	24,962	1,414	1,080	56.70	43.30
5	20	2016	6	17	2,489	9.97	139	24,962	1,483	1,006	59.58	40.42
6	16	2016	5	16	2,489	9.97	140	24,962	1,414	1,075	56.81	43.19
8	25	2016	5	16	2,487	9.96	141	24,962	1,350	1,137	54.28	45.72
5	31	2016	3	16	2,484	9.95	142	24,962	1,282	1,202	51.61	48.39
9	22	2016	5	16	2,481	9.94	143	24,962	1,390	1,091	56.03	43.97
8	25	2016	5	17	2,480	9.94	144	24,962	1,460	1,020	58.87	41.13
9	9	2016	6	18	2,480	9.94	145	24,962	1,453	1,027	58.59	41.41
9	21	2016	4	16	2,477	9.92	146	24,962	1,344	1,133	54.26	45.74
9	28	2016	4	16	2,476	9.92	147	24,962	1,287	1,189	51.98	48.02
5	19	2016	5	17	2,475	9.92	148	24,962	1,489	986	60.16	39.84
8	18	2016	5	17	2,475	9.92	149	24,962	1,435	1,040	57.98	42.02
8	12	2016	6	18	2,473	9.91	150	24,962	1,444	1,029	58.39	41.61
12	2	2016	6	16	2,473	9.91	151	24,962	1,384	1,089	55.96	44.04
7	6	2016	4	18	2,472	9.90	152	24,962	1,421	1,051	57.48	42.52
6	7	2016	3	17	2,471	9.90	153	24,962	1,381	1,090	55.89	44.11
4	29	2016	6	16	2,470	9.90	154	24,962	1,358	1,112	54.98	45.02
6	15	2016	4	16	2,470	9.90	155	24,962	1,378	1,092	55.79	44.21
8	29	2016	2	17	2,469	9.89	156	24,962	1,417	1,052	57.39	42.61
9	14	2016	4	17	2,469	9.89	157	24,962	1,454	1,015	58.89	41.11
5	20	2016	6	16	2,468	9.89	158	24,962	1,298	1,170	52.59	47.41
7	1	2016	6	15	2,468	9.89	159	24,962	1,304	1,164	52.84	47.16
6	15	2016	4	18	2,464	9.87	160	24,962	1,413	1,051	57.35	42.65
8	10	2016	4	17	2,464	9.87	161	24,962	1,425	1,039	57.83	42.17
6	20	2016	2	18	2,463	9.87	162	24,962	1,374	1,089	55.79	44.21
10	13	2016	5	16	2,463	9.87	163	24,962	1,321	1,142	53.63	46.37
7	13	2016	4	18	2,462	9.86	164	24,962	1,433	1,029	58.20	41.80
10	6	2016	5	16	2,462	9.86	165	24,962	1,361	1,101	55.28	44.72
10	19	2016	4	17	2,462	9.86	166	24,962	1,436	1,026	58.33	41.67
6	22	2016	4	16	2,461	9.86	167	24,962	1,412	1,049	57.38	42.62
9	2	2016	6	18	2,460	9.85	168	24,962	1,440	1,020	58.54	41.46
10	20	2016	5	17	2,460	9.85	169	24,962	1,434	1,026	58.29	41.71

MO	DY	YR	DAY OF WK	HR	HR VOL	PERCENT OF AADT	HOUR NUMBER	AADT	EAST VOLUME	WEST VOLUME	PERCENT EAST IS OF TOTAL VOLUME	PERCENT WEST IS OF TOTAL VOLUME
7	19	2016	3	17	2,459	9.85	170	24,962	1,439	1,020	58.52	41.48
6	10	2016	6	15	2,458	9.85	171	24,962	1,209	1,249	49.19	50.81
7	29	2016	6	16	2,455	9.83	172	24,962	1,352	1,103	55.07	44.93
8	2	2016	3	17	2,455	9.83	173	24,962	1,453	1,002	59.19	40.81
9	20	2016	3	17	2,455	9.83	174	24,962	1,446	1,009	58.90	41.10
9	28	2016	4	17	2,455	9.83	175	24,962	1,486	969	60.53	39.47
10	3	2016	2	17	2,455	9.83	176	24,962	1,392	1,063	56.70	43.30
11	3	2016	5	17	2,455	9.83	177	24,962	1,471	984	59.92	40.08
11	21	2016	2	17	2,454	9.83	178	24,962	1,428	1,026	58.19	41.81
7	15	2016	6	15	2,451	9.82	179	24,962	1,312	1,139	53.53	46.47
8	24	2016	4	17	2,449	9.81	180	24,962	1,431	1,018	58.43	41.57
10	7	2016	6	18	2,449	9.81	181	24,962	1,399	1,050	57.13	42.87
12	16	2016	6	16	2,449	9.81	182	24,962	1,375	1,074	56.15	43.85
8	22	2016	2	17	2,447	9.80	183	24,962	1,400	1,047	57.21	42.79
9	12	2016	2	16	2,447	9.80	184	24,962	1,322	1,125	54.03	45.97
11	4	2016	6	17	2,447	9.80	185	24,962	1,389	1,058	56.76	43.24
2	12	2016	6	16	2,446	9.80	186	24,962	1,410	1,036	57.65	42.35
6	21	2016	3	18	2,446	9.80	187	24,962	1,427	1,019	58.34	41.66
8	22	2016	2	16	2,446	9.80	188	24,962	1,275	1,171	52.13	47.87
8	31	2016	4	17	2,446	9.80	189	24,962	1,387	1,059	56.70	43.30
5	13	2016	6	16	2,445	9.79	190	24,962	1,233	1,212	50.43	49.57
8	23	2016	3	17	2,445	9.79	191	24,962	1,410	1,035	57.67	42.33
7	1	2016	6	13	2,444	9.79	192	24,962	1,339	1,105	54.79	45.21
8	29	2016	2	16	2,444	9.79	193	24,962	1,342	1,102	54.91	45.09
10	4	2016	3	17	2,443	9.79	194	24,962	1,422	1,021	58.21	41.79
4	15	2016	6	16	2,442	9.78	195	24,962	1,363	1,079	55.81	44.19
4	20	2016	4	17	2,442	9.78	196	24,962	1,410	1,032	57.74	42.26
7	16	2016	7	13	2,441	9.78	197	24,962	1,039	1,402	42.56	57.44
9	26	2016	2	17	2,439	9.77	198	24,962	1,414	1,025	57.97	42.03
3	18	2016	6	17	2,438	9.77	199	24,962	1,382	1,056	56.69	43.31
3	24	2016	5	17	2,438	9.77	200	24,962	1,468	970	60.21	39.79



AADT= 2,340      K 30 FACTOR= 13.03      K 100 FACTOR= 11.92      K 200 FACTOR= 10.98      D 30 FACTOR= 59.34



MO	DY	YR	DAY OF WK	HR	HR VOL	PERCENT OF AADT	HOUR NUMBER	AADT	NORTH VOLUME	SOUTH VOLUME	PERCENT NORTH IS OF TOTAL VOLUME	PERCENT SOUTH IS OF TOTAL VOLUME
8	21	2016	1	16	340	14.53	1	2,340	117	223	34.41	65.59
5	30	2016	2	13	336	14.36	2	2,340	130	206	38.69	61.31
7	24	2016	1	16	336	14.36	3	2,340	132	204	39.29	60.71
8	12	2016	6	14	332	14.19	4	2,340	175	157	52.71	47.29
8	12	2016	6	16	331	14.15	5	2,340	164	167	49.55	50.45
8	21	2016	1	12	331	14.15	6	2,340	139	192	41.99	58.01
7	24	2016	1	15	330	14.10	7	2,340	145	185	43.94	56.06
7	31	2016	1	13	328	14.02	8	2,340	135	193	41.16	58.84
8	20	2016	7	12	327	13.97	9	2,340	212	115	64.83	35.17
8	19	2016	6	15	325	13.89	10	2,340	181	144	55.69	44.31
8	20	2016	7	13	322	13.76	11	2,340	193	129	59.94	40.06
7	29	2016	6	16	320	13.68	12	2,340	141	179	44.06	55.94
8	21	2016	1	13	319	13.63	13	2,340	126	193	39.50	60.50
9	5	2016	2	12	319	13.63	14	2,340	116	203	36.36	63.64
8	19	2016	6	13	317	13.55	15	2,340	162	155	51.10	48.90
9	5	2016	2	14	317	13.55	16	2,340	92	225	29.02	70.98

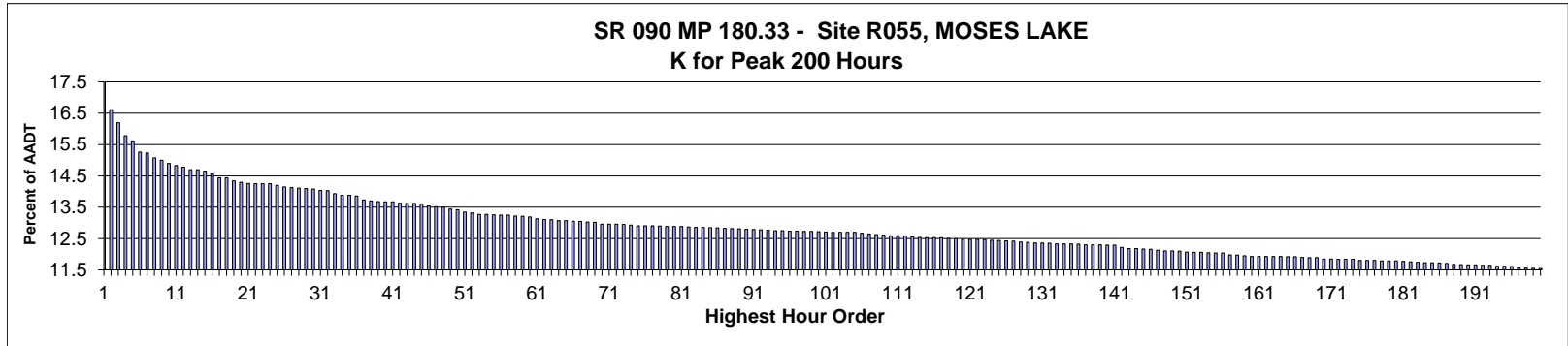


MO	DY	YR	DAY OF WK	HR	HR VOL	PERCENT OF AADT	HOUR NUMBER	AADT	NORTH VOLUME	SOUTH VOLUME	PERCENT NORTH IS OF TOTAL VOLUME	PERCENT SOUTH IS OF TOTAL VOLUME
8	4	2016	5	16	316	13.50	17	2,340	133	183	42.09	57.91
8	14	2016	1	17	315	13.46	18	2,340	100	215	31.75	68.25
8	26	2016	6	16	314	13.42	19	2,340	160	154	50.96	49.04
7	1	2016	6	15	313	13.38	20	2,340	176	137	56.23	43.77
9	5	2016	2	15	312	13.33	21	2,340	107	205	34.29	65.71
7	29	2016	6	15	311	13.29	22	2,340	149	162	47.91	52.09
7	24	2016	1	14	310	13.25	23	2,340	141	169	45.48	54.52
8	4	2016	5	15	309	13.21	24	2,340	145	164	46.93	53.07
9	5	2016	2	13	309	13.21	25	2,340	110	199	35.60	64.40
8	12	2016	6	18	308	13.16	26	2,340	139	169	45.13	54.87
8	19	2016	6	14	308	13.16	27	2,340	146	162	47.40	52.60
7	31	2016	1	18	306	13.08	28	2,340	90	216	29.41	70.59
5	30	2016	2	14	305	13.03	29	2,340	117	188	38.36	61.64
6	26	2016	1	16	305	13.03	30	2,340	124	181	40.66	59.34
7	22	2016	6	16	305	13.03	31	2,340	133	172	43.61	56.39
8	21	2016	1	15	305	13.03	32	2,340	122	183	40.00	60.00
8	14	2016	1	12	304	12.99	33	2,340	109	195	35.86	64.14
8	19	2016	6	16	304	12.99	34	2,340	175	129	57.57	42.43
8	7	2016	1	13	303	12.95	35	2,340	103	200	33.99	66.01
8	14	2016	1	16	302	12.91	36	2,340	108	194	35.76	64.24
9	3	2016	7	13	302	12.91	37	2,340	199	103	65.89	34.11
8	13	2016	7	12	301	12.86	38	2,340	173	128	57.48	42.52
8	19	2016	6	18	300	12.82	39	2,340	144	156	48.00	52.00
8	11	2016	5	17	299	12.78	40	2,340	120	179	40.13	59.87
8	12	2016	6	15	299	12.78	41	2,340	150	149	50.17	49.83
8	20	2016	7	17	299	12.78	42	2,340	117	182	39.13	60.87
8	11	2016	5	16	297	12.69	43	2,340	144	153	48.48	51.52
8	12	2016	6	17	297	12.69	44	2,340	145	152	48.82	51.18
8	20	2016	7	19	297	12.69	45	2,340	78	219	26.26	73.74
8	26	2016	6	14	297	12.69	46	2,340	147	150	49.49	50.51
8	26	2016	6	15	297	12.69	47	2,340	141	156	47.47	52.53
8	28	2016	1	12	297	12.69	48	2,340	117	180	39.39	60.61
8	12	2016	6	13	296	12.65	49	2,340	154	142	52.03	47.97
7	2	2016	7	13	294	12.56	50	2,340	199	95	67.69	32.31
8	21	2016	1	14	294	12.56	51	2,340	97	197	32.99	67.01
7	15	2016	6	16	293	12.52	52	2,340	149	144	50.85	49.15
7	31	2016	1	12	293	12.52	53	2,340	125	168	42.66	57.34
8	14	2016	1	13	293	12.52	54	2,340	121	172	41.30	58.70
8	5	2016	6	17	292	12.48	55	2,340	135	157	46.23	53.77
8	14	2016	1	14	292	12.48	56	2,340	136	156	46.58	53.42
9	5	2016	2	17	292	12.48	57	2,340	76	216	26.03	73.97
7	1	2016	6	16	291	12.44	58	2,340	135	156	46.39	53.61
7	24	2016	1	13	291	12.44	59	2,340	153	138	52.58	47.42
8	6	2016	7	13	291	12.44	60	2,340	152	139	52.23	47.77
8	28	2016	1	13	291	12.44	61	2,340	109	182	37.46	62.54
7	17	2016	1	14	290	12.39	62	2,340	123	167	42.41	57.59
7	5	2016	3	12	289	12.35	63	2,340	127	162	43.94	56.06
5	30	2016	2	16	288	12.31	64	2,340	76	212	26.39	73.61
7	5	2016	3	13	288	12.31	65	2,340	120	168	41.67	58.33
7	31	2016	1	14	288	12.31	66	2,340	135	153	46.88	53.13
7	31	2016	1	16	288	12.31	67	2,340	130	158	45.14	54.86

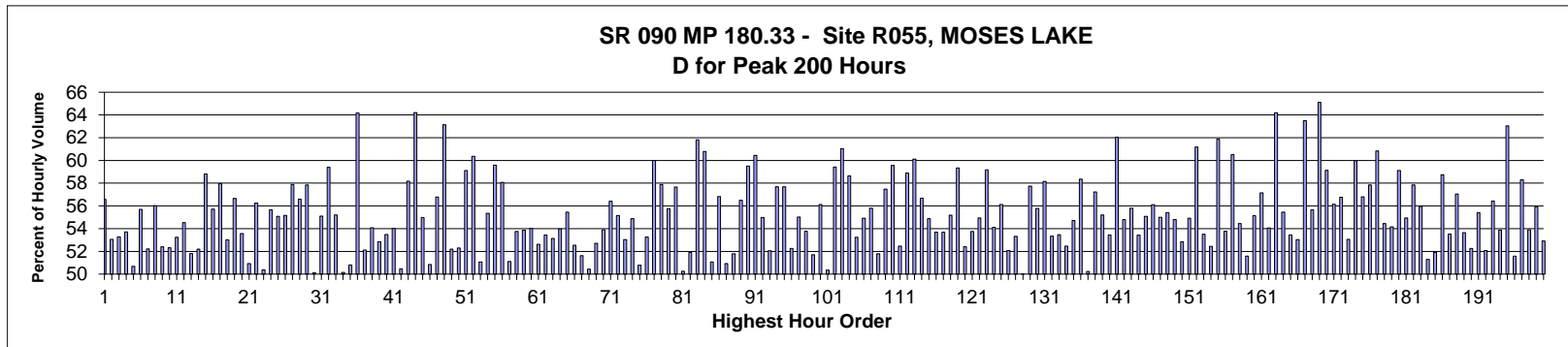
MO	DY	YR	DAY OF WK	HR	HR VOL	PERCENT OF AADT	HOUR NUMBER	AADT	NORTH VOLUME	SOUTH VOLUME	PERCENT NORTH IS OF TOTAL VOLUME	PERCENT SOUTH IS OF TOTAL VOLUME
8	5	2016	6	16	288	12.31	68	2,340	145	143	50.35	49.65
7	2	2016	7	12	287	12.26	69	2,340	188	99	65.51	34.49
7	2	2016	7	15	287	12.26	70	2,340	192	95	66.90	33.10
7	24	2016	1	12	287	12.26	71	2,340	148	139	51.57	48.43
8	3	2016	4	16	287	12.26	72	2,340	117	170	40.77	59.23
8	7	2016	1	14	287	12.26	73	2,340	115	172	40.07	59.93
7	3	2016	1	15	286	12.22	74	2,340	156	130	54.55	45.45
8	17	2016	4	17	286	12.22	75	2,340	105	181	36.71	63.29
8	19	2016	6	12	286	12.22	76	2,340	125	161	43.71	56.29
8	20	2016	7	14	286	12.22	77	2,340	162	124	56.64	43.36
7	17	2016	1	13	285	12.18	78	2,340	131	154	45.96	54.04
9	3	2016	7	12	285	12.18	79	2,340	180	105	63.16	36.84
9	4	2016	1	15	285	12.18	80	2,340	122	163	42.81	57.19
5	30	2016	2	17	284	12.14	81	2,340	68	216	23.94	76.06
7	29	2016	6	12	284	12.14	82	2,340	179	105	63.03	36.97
8	20	2016	7	15	284	12.14	83	2,340	161	123	56.69	43.31
6	26	2016	1	13	283	12.09	84	2,340	123	160	43.46	56.54
8	15	2016	2	16	283	12.09	85	2,340	124	159	43.82	56.18
6	17	2016	6	16	282	12.05	86	2,340	145	137	51.42	48.58
6	26	2016	1	17	282	12.05	87	2,340	104	178	36.88	63.12
7	1	2016	6	14	282	12.05	88	2,340	128	154	45.39	54.61
7	5	2016	3	15	282	12.05	89	2,340	126	156	44.68	55.32
7	8	2016	6	16	281	12.01	90	2,340	130	151	46.26	53.74
8	28	2016	1	16	281	12.01	91	2,340	117	164	41.64	58.36
5	30	2016	2	12	280	11.97	92	2,340	123	157	43.93	56.07
6	5	2016	1	17	280	11.97	93	2,340	79	201	28.21	71.79
7	15	2016	6	15	280	11.97	94	2,340	116	164	41.43	58.57
8	13	2016	7	14	280	11.97	95	2,340	156	124	55.71	44.29
6	5	2016	1	14	279	11.92	96	2,340	137	142	49.10	50.90
7	25	2016	2	15	279	11.92	97	2,340	135	144	48.39	51.61
7	28	2016	5	16	279	11.92	98	2,340	109	170	39.07	60.93
7	30	2016	7	15	279	11.92	99	2,340	153	126	54.84	45.16
8	4	2016	5	17	279	11.92	100	2,340	110	169	39.43	60.57
8	5	2016	6	15	279	11.92	101	2,340	126	153	45.16	54.84
9	4	2016	1	12	279	11.92	102	2,340	156	123	55.91	44.09
9	5	2016	2	16	279	11.92	103	2,340	67	212	24.01	75.99
7	4	2016	2	13	278	11.88	104	2,340	106	172	38.13	61.87
7	5	2016	3	16	278	11.88	105	2,340	118	160	42.45	57.55
7	3	2016	1	14	277	11.84	106	2,340	159	118	57.40	42.60
7	23	2016	7	13	277	11.84	107	2,340	166	111	59.93	40.07
8	5	2016	6	13	277	11.84	108	2,340	127	150	45.85	54.15
7	4	2016	2	12	276	11.79	109	2,340	112	164	40.58	59.42
7	28	2016	5	15	276	11.79	110	2,340	140	136	50.72	49.28
8	1	2016	2	15	276	11.79	111	2,340	132	144	47.83	52.17
8	18	2016	5	16	276	11.79	112	2,340	124	152	44.93	55.07
8	19	2016	6	17	276	11.79	113	2,340	137	139	49.64	50.36
7	3	2016	1	16	275	11.75	114	2,340	129	146	46.91	53.09
7	21	2016	5	15	275	11.75	115	2,340	131	144	47.64	52.36
7	29	2016	6	13	275	11.75	116	2,340	126	149	45.82	54.18
7	30	2016	7	12	275	11.75	117	2,340	165	110	60.00	40.00
8	8	2016	2	16	275	11.75	118	2,340	114	161	41.45	58.55

MO	DY	YR	DAY OF WK	HR	HR VOL	PERCENT OF AADT	HOUR NUMBER	AADT	NORTH VOLUME	SOUTH VOLUME	PERCENT NORTH IS OF TOTAL VOLUME	PERCENT SOUTH IS OF TOTAL VOLUME
8	26	2016	6	13	275	11.75	119	2,340	130	145	47.27	52.73
6	5	2016	1	15	274	11.71	120	2,340	127	147	46.35	53.65
7	25	2016	2	13	274	11.71	121	2,340	131	143	47.81	52.19
7	29	2016	6	14	274	11.71	122	2,340	132	142	48.18	51.82
8	1	2016	2	17	274	11.71	123	2,340	133	141	48.54	51.46
8	13	2016	7	16	274	11.71	124	2,340	113	161	41.24	58.76
8	18	2016	5	15	274	11.71	125	2,340	137	137	50.00	50.00
7	4	2016	2	14	273	11.67	126	2,340	84	189	30.77	69.23
7	31	2016	1	15	273	11.67	127	2,340	104	169	38.10	61.90
8	14	2016	1	15	273	11.67	128	2,340	109	164	39.93	60.07
7	1	2016	6	12	272	11.62	129	2,340	148	124	54.41	45.59
7	22	2016	6	18	272	11.62	130	2,340	126	146	46.32	53.68
9	3	2016	7	14	272	11.62	131	2,340	174	98	63.97	36.03
7	25	2016	2	14	271	11.58	132	2,340	123	148	45.39	54.61
7	29	2016	6	17	271	11.58	133	2,340	131	140	48.34	51.66
8	13	2016	7	17	270	11.54	134	2,340	103	167	38.15	61.85
8	23	2016	3	16	270	11.54	135	2,340	112	158	41.48	58.52
6	26	2016	1	12	269	11.50	136	2,340	132	137	49.07	50.93
7	21	2016	5	14	269	11.50	137	2,340	132	137	49.07	50.93
7	31	2016	1	17	269	11.50	138	2,340	98	171	36.43	63.57
9	16	2016	6	13	269	11.50	139	2,340	114	155	42.38	57.62
7	22	2016	6	13	268	11.45	140	2,340	123	145	45.90	54.10
8	1	2016	2	13	268	11.45	141	2,340	133	135	49.63	50.37
8	26	2016	6	18	268	11.45	142	2,340	130	138	48.51	51.49
9	2	2016	6	15	268	11.45	143	2,340	130	138	48.51	51.49
6	27	2016	2	16	267	11.41	144	2,340	109	158	40.82	59.18
7	2	2016	7	11	267	11.41	145	2,340	168	99	62.92	37.08
7	3	2016	1	12	267	11.41	146	2,340	165	102	61.80	38.20
7	21	2016	5	16	267	11.41	147	2,340	117	150	43.82	56.18
7	22	2016	6	14	267	11.41	148	2,340	111	156	41.57	58.43
8	5	2016	6	12	267	11.41	149	2,340	127	140	47.57	52.43
8	10	2016	4	16	267	11.41	150	2,340	119	148	44.57	55.43
8	11	2016	5	15	267	11.41	151	2,340	119	148	44.57	55.43
7	7	2016	5	16	266	11.37	152	2,340	106	160	39.85	60.15
8	21	2016	1	17	266	11.37	153	2,340	90	176	33.83	66.17
9	15	2016	5	16	266	11.37	154	2,340	102	164	38.35	61.65
6	4	2016	7	15	265	11.32	155	2,340	147	118	55.47	44.53
7	21	2016	5	17	265	11.32	156	2,340	117	148	44.15	55.85
7	22	2016	6	15	265	11.32	157	2,340	125	140	47.17	52.83
7	24	2016	1	17	265	11.32	158	2,340	92	173	34.72	65.28
9	4	2016	1	14	265	11.32	159	2,340	140	125	52.83	47.17
7	22	2016	6	17	264	11.28	160	2,340	131	133	49.62	50.38
8	7	2016	1	15	264	11.28	161	2,340	87	177	32.95	67.05
8	11	2016	5	14	264	11.28	162	2,340	124	140	46.97	53.03
6	5	2016	1	16	263	11.24	163	2,340	107	156	40.68	59.32
7	20	2016	4	16	263	11.24	164	2,340	119	144	45.25	54.75
7	27	2016	4	17	263	11.24	165	2,340	97	166	36.88	63.12
7	29	2016	6	18	263	11.24	166	2,340	130	133	49.43	50.57
9	4	2016	1	13	263	11.24	167	2,340	158	105	60.08	39.92
5	30	2016	2	15	262	11.20	168	2,340	73	189	27.86	72.14
7	24	2016	1	18	262	11.20	169	2,340	93	169	35.50	64.50

MO	DY	YR	DAY OF WK	HR	HR VOL	PERCENT OF AADT	HOUR NUMBER	AADT	NORTH VOLUME	SOUTH VOLUME	PERCENT NORTH IS OF TOTAL VOLUME	PERCENT SOUTH IS OF TOTAL VOLUME
7	26	2016	3	15	262	11.20	170	2,340	117	145	44.66	55.34
9	3	2016	7	16	262	11.20	171	2,340	141	121	53.82	46.18
9	7	2016	4	16	262	11.20	172	2,340	112	150	42.75	57.25
9	9	2016	6	17	262	11.20	173	2,340	129	133	49.24	50.76
7	10	2016	1	17	261	11.15	174	2,340	95	166	36.40	63.60
8	3	2016	4	14	261	11.15	175	2,340	127	134	48.66	51.34
8	4	2016	5	12	261	11.15	176	2,340	151	110	57.85	42.15
8	16	2016	3	16	261	11.15	177	2,340	100	161	38.31	61.69
8	26	2016	6	17	261	11.15	178	2,340	127	134	48.66	51.34
8	27	2016	7	12	261	11.15	179	2,340	141	120	54.02	45.98
7	17	2016	1	18	260	11.11	180	2,340	79	181	30.38	69.62
8	12	2016	6	12	260	11.11	181	2,340	130	130	50.00	50.00
8	13	2016	7	13	260	11.11	182	2,340	160	100	61.54	38.46
8	27	2016	7	13	260	11.11	183	2,340	156	104	60.00	40.00
8	28	2016	1	14	260	11.11	184	2,340	114	146	43.85	56.15
6	26	2016	1	14	259	11.07	185	2,340	123	136	47.49	52.51
7	5	2016	3	14	259	11.07	186	2,340	111	148	42.86	57.14
7	20	2016	4	14	259	11.07	187	2,340	123	136	47.49	52.51
7	23	2016	7	12	259	11.07	188	2,340	152	107	58.69	41.31
8	3	2016	4	15	259	11.07	189	2,340	117	142	45.17	54.83
8	29	2016	2	16	259	11.07	190	2,340	110	149	42.47	57.53
9	16	2016	6	16	259	11.07	191	2,340	117	142	45.17	54.83
6	4	2016	7	13	258	11.03	192	2,340	177	81	68.60	31.40
7	2	2016	7	17	258	11.03	193	2,340	140	118	54.26	45.74
7	3	2016	1	13	258	11.03	194	2,340	157	101	60.85	39.15
7	17	2016	1	12	258	11.03	195	2,340	108	150	41.86	58.14
8	25	2016	5	15	258	11.03	196	2,340	135	123	52.33	47.67
9	21	2016	4	16	258	11.03	197	2,340	95	163	36.82	63.18
7	22	2016	6	12	257	10.98	198	2,340	125	132	48.64	51.36
7	25	2016	2	16	257	10.98	199	2,340	112	145	43.58	56.42
8	4	2016	5	14	257	10.98	200	2,340	124	133	48.25	51.75



AADT= 12,200      K 30 FACTOR= 14.08      K 100 FACTOR= 12.72      K 200 FACTOR= 11.54      D 30 FACTOR= 50.12



MO	DY	YR	DAY OF WK	HR	HR VOL	PERCENT OF AADT	HOUR NUMBER	AADT	EAST VOLUME	WEST VOLUME	PERCENT EAST IS OF TOTAL VOLUME	PERCENT WEST IS OF TOTAL VOLUME
9	3	2016	7	12	2,992	24.52	1	12,200	1,693	1,299	56.58	43.42
11	27	2016	1	14	2,026	16.61	2	12,200	1,075	951	53.06	46.94
11	27	2016	1	13	1,976	16.20	3	12,200	923	1,053	46.71	53.29
9	3	2016	7	11	1,925	15.78	4	12,200	1,034	891	53.71	46.29
11	27	2016	1	15	1,906	15.62	5	12,200	966	940	50.68	49.32
7	31	2016	1	14	1,862	15.26	6	12,200	825	1,037	44.31	55.69
7	24	2016	1	15	1,858	15.23	7	12,200	888	970	47.79	52.21
11	23	2016	4	15	1,840	15.08	8	12,200	1,031	809	56.03	43.97
7	24	2016	1	14	1,830	15.00	9	12,200	871	959	47.60	52.40
7	17	2016	1	14	1,818	14.90	10	12,200	867	951	47.69	52.31
9	3	2016	7	13	1,809	14.83	11	12,200	963	846	53.23	46.77
9	5	2016	2	14	1,803	14.78	12	12,200	820	983	45.48	54.52
8	7	2016	1	16	1,793	14.70	13	12,200	864	929	48.19	51.81
9	5	2016	2	15	1,793	14.70	14	12,200	857	936	47.80	52.20
11	27	2016	1	12	1,787	14.65	15	12,200	736	1,051	41.19	58.81
7	17	2016	1	15	1,779	14.58	16	12,200	788	991	44.29	55.71

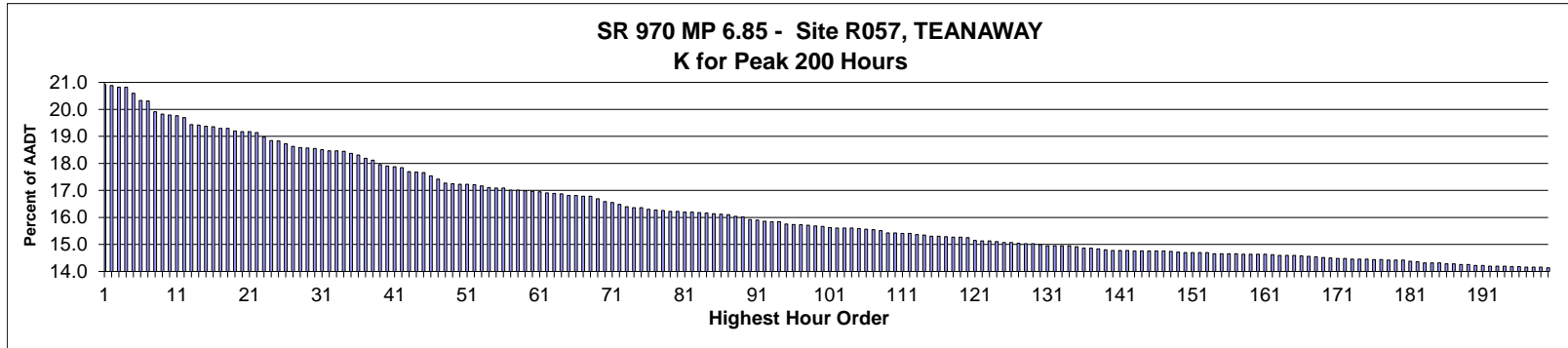
MO	DY	YR	DAY OF WK	HR	HR VOL	PERCENT OF AADT	HOUR NUMBER	AADT	EAST VOLUME	WEST VOLUME	PERCENT IS OF TOTAL VOLUME	PERCENT WEST IS OF TOTAL VOLUME
7	5	2016	3	14	1,762	14.44	17	12,200	741	1,021	42.05	57.95
7	24	2016	1	16	1,762	14.44	18	12,200	828	934	46.99	53.01
7	31	2016	1	13	1,749	14.34	19	12,200	758	991	43.34	56.66
9	2	2016	6	12	1,744	14.30	20	12,200	810	934	46.44	53.56
8	21	2016	1	16	1,740	14.26	21	12,200	854	886	49.08	50.92
7	17	2016	1	13	1,739	14.25	22	12,200	761	978	43.76	56.24
8	21	2016	1	15	1,739	14.25	23	12,200	863	876	49.63	50.37
9	2	2016	6	16	1,739	14.25	24	12,200	771	968	44.34	55.66
8	14	2016	1	15	1,732	14.20	25	12,200	778	954	44.92	55.08
9	2	2016	6	15	1,726	14.15	26	12,200	774	952	44.84	55.16
7	24	2016	1	13	1,724	14.13	27	12,200	726	998	42.11	57.89
11	23	2016	4	14	1,721	14.11	28	12,200	974	747	56.60	43.40
11	23	2016	4	16	1,720	14.10	29	12,200	995	725	57.85	42.15
12	26	2016	2	14	1,718	14.08	30	12,200	857	861	49.88	50.12
8	14	2016	1	16	1,713	14.04	31	12,200	769	944	44.89	55.11
7	5	2016	3	13	1,712	14.03	32	12,200	695	1,017	40.60	59.40
7	17	2016	1	16	1,699	13.93	33	12,200	761	938	44.79	55.21
8	7	2016	1	14	1,693	13.88	34	12,200	849	844	50.15	49.85
8	7	2016	1	15	1,693	13.88	35	12,200	833	860	49.20	50.80
10	9	2016	1	15	1,691	13.86	36	12,200	606	1,085	35.84	64.16
7	31	2016	1	17	1,675	13.73	37	12,200	802	873	47.88	52.12
12	26	2016	2	13	1,672	13.70	38	12,200	768	904	45.93	54.07
7	22	2016	6	14	1,669	13.68	39	12,200	882	787	52.85	47.15
7	22	2016	6	15	1,668	13.67	40	12,200	892	776	53.48	46.52
9	2	2016	6	14	1,668	13.67	41	12,200	767	901	45.98	54.02
8	14	2016	1	14	1,663	13.63	42	12,200	824	839	49.55	50.45
7	31	2016	1	15	1,662	13.62	43	12,200	695	967	41.82	58.18
10	9	2016	1	14	1,662	13.62	44	12,200	595	1,067	35.80	64.20
9	5	2016	2	13	1,661	13.61	45	12,200	748	913	45.03	54.97
11	23	2016	4	13	1,652	13.54	46	12,200	812	840	49.15	50.85
11	27	2016	1	16	1,650	13.52	47	12,200	937	713	56.79	43.21
11	26	2016	7	13	1,647	13.50	48	12,200	607	1,040	36.85	63.15
7	17	2016	1	12	1,640	13.44	49	12,200	784	856	47.80	52.20
7	22	2016	6	16	1,637	13.42	50	12,200	856	781	52.29	47.71
8	28	2016	1	16	1,629	13.35	51	12,200	666	963	40.88	59.12
5	1	2016	1	16	1,625	13.32	52	12,200	644	981	39.63	60.37
4	10	2016	1	15	1,619	13.27	53	12,200	792	827	48.92	51.08
7	10	2016	1	14	1,619	13.27	54	12,200	723	896	44.66	55.34
11	23	2016	4	17	1,618	13.26	55	12,200	964	654	59.58	40.42
7	1	2016	6	14	1,617	13.25	56	12,200	939	678	58.07	41.93
7	29	2016	6	14	1,616	13.25	57	12,200	826	790	51.11	48.89
7	22	2016	6	17	1,613	13.22	58	12,200	867	746	53.75	46.25
8	21	2016	1	13	1,612	13.21	59	12,200	744	868	46.15	53.85
10	2	2016	1	15	1,609	13.19	60	12,200	740	869	45.99	54.01
9	5	2016	2	16	1,602	13.13	61	12,200	759	843	47.38	52.62
8	7	2016	1	17	1,600	13.11	62	12,200	745	855	46.56	53.44
7	1	2016	6	13	1,598	13.10	63	12,200	849	749	53.13	46.87
7	22	2016	6	13	1,595	13.07	64	12,200	734	861	46.02	53.98
11	13	2016	1	15	1,594	13.07	65	12,200	710	884	44.54	55.46
9	16	2016	6	15	1,593	13.06	66	12,200	837	756	52.54	47.46
8	19	2016	6	13	1,592	13.05	67	12,200	770	822	48.37	51.63

MO	DY	YR	DAY OF WK	HR	HR VOL	PERCENT OF AADT	HOUR NUMBER	AADT	EAST VOLUME	WEST VOLUME	PERCENT EAST IS OF TOTAL VOLUME	PERCENT WEST IS OF TOTAL VOLUME
8	5	2016	6	14	1,590	13.03	68	12,200	802	788	50.44	49.56
7	29	2016	6	15	1,588	13.02	69	12,200	837	751	52.71	47.29
3	27	2016	1	17	1,581	12.96	70	12,200	729	852	46.11	53.89
7	5	2016	3	15	1,581	12.96	71	12,200	689	892	43.58	56.42
9	2	2016	6	17	1,581	12.96	72	12,200	709	872	44.85	55.15
8	5	2016	6	15	1,580	12.95	73	12,200	838	742	53.04	46.96
7	24	2016	1	12	1,578	12.93	74	12,200	712	866	45.12	54.88
7	1	2016	6	12	1,575	12.91	75	12,200	800	775	50.79	49.21
8	14	2016	1	13	1,575	12.91	76	12,200	736	839	46.73	53.27
8	28	2016	1	15	1,575	12.91	77	12,200	630	945	40.00	60.00
12	26	2016	2	12	1,574	12.90	78	12,200	663	911	42.12	57.88
8	19	2016	6	16	1,573	12.89	79	12,200	877	696	55.75	44.25
11	26	2016	7	14	1,573	12.89	80	12,200	666	907	42.34	57.66
4	10	2016	1	16	1,572	12.89	81	12,200	782	790	49.75	50.25
8	19	2016	6	14	1,570	12.87	82	12,200	815	755	51.91	48.09
7	10	2016	1	13	1,569	12.86	83	12,200	599	970	38.18	61.82
7	31	2016	1	16	1,569	12.86	84	12,200	615	954	39.20	60.80
8	21	2016	1	14	1,568	12.85	85	12,200	767	801	48.92	51.08
11	23	2016	4	12	1,566	12.84	86	12,200	676	890	43.17	56.83
8	21	2016	1	17	1,565	12.83	87	12,200	768	797	49.07	50.93
7	2	2016	7	12	1,564	12.82	88	12,200	810	754	51.79	48.21
8	14	2016	1	17	1,563	12.81	89	12,200	680	883	43.51	56.49
5	1	2016	1	17	1,561	12.80	90	12,200	632	929	40.49	59.51
10	9	2016	1	16	1,560	12.79	91	12,200	617	943	39.55	60.45
7	15	2016	6	14	1,559	12.78	92	12,200	702	857	45.03	54.97
8	19	2016	6	15	1,558	12.77	93	12,200	811	747	52.05	47.95
7	1	2016	6	15	1,555	12.75	94	12,200	897	658	57.68	42.32
8	12	2016	6	12	1,555	12.75	95	12,200	658	897	42.32	57.68
7	24	2016	1	17	1,554	12.74	96	12,200	742	812	47.75	52.25
8	7	2016	1	13	1,554	12.74	97	12,200	699	855	44.98	55.02
4	10	2016	1	14	1,553	12.73	98	12,200	718	835	46.23	53.77
7	31	2016	1	18	1,553	12.73	99	12,200	803	750	51.71	48.29
8	19	2016	6	12	1,552	12.72	100	12,200	681	871	43.88	56.12
8	12	2016	6	13	1,551	12.71	101	12,200	770	781	49.65	50.35
7	31	2016	1	12	1,550	12.70	102	12,200	629	921	40.58	59.42
8	21	2016	1	12	1,550	12.70	103	12,200	604	946	38.97	61.03
8	28	2016	1	17	1,550	12.70	104	12,200	641	909	41.35	58.65
9	5	2016	2	17	1,550	12.70	105	12,200	725	825	46.77	53.23
8	28	2016	1	14	1,546	12.67	106	12,200	697	849	45.08	54.92
7	15	2016	6	15	1,543	12.65	107	12,200	682	861	44.20	55.80
8	5	2016	6	17	1,541	12.63	108	12,200	798	743	51.78	48.22
8	19	2016	6	17	1,538	12.61	109	12,200	884	654	57.48	42.52
7	1	2016	6	16	1,536	12.59	110	12,200	915	621	59.57	40.43
8	5	2016	6	16	1,536	12.59	111	12,200	806	730	52.47	47.53
7	5	2016	3	16	1,535	12.58	112	12,200	631	904	41.11	58.89
7	15	2016	6	13	1,532	12.56	113	12,200	611	921	39.88	60.12
8	26	2016	6	12	1,530	12.54	114	12,200	663	867	43.33	56.67
3	20	2016	1	15	1,529	12.53	115	12,200	690	839	45.13	54.87
4	10	2016	1	17	1,529	12.53	116	12,200	821	708	53.70	46.30
9	5	2016	2	12	1,529	12.53	117	12,200	708	821	46.30	53.70
7	1	2016	6	11	1,526	12.51	118	12,200	842	684	55.18	44.82

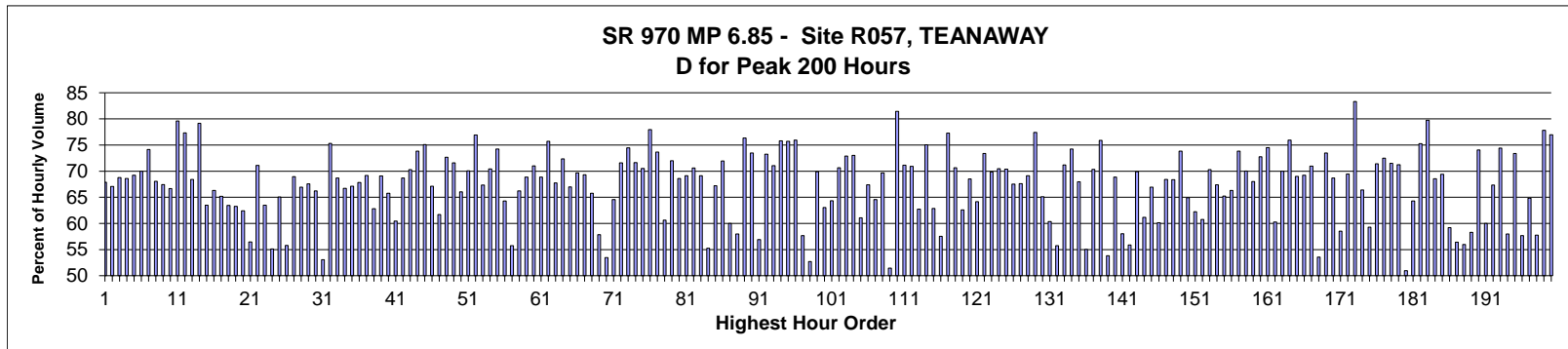
MO	DY	YR	DAY OF WK	HR	HR VOL	PERCENT OF AADT	HOUR NUMBER	AADT	EAST VOLUME	WEST VOLUME	PERCENT EAST IS OF TOTAL VOLUME	PERCENT WEST IS OF TOTAL VOLUME
5	8	2016	1	17	1,525	12.50	119	12,200	620	905	40.66	59.34
8	12	2016	6	16	1,522	12.48	120	12,200	798	724	52.43	47.57
8	12	2016	6	17	1,522	12.48	121	12,200	818	704	53.75	46.25
9	2	2016	6	13	1,522	12.48	122	12,200	686	836	45.07	54.93
7	1	2016	6	17	1,521	12.47	123	12,200	900	621	59.17	40.83
5	6	2016	6	15	1,519	12.45	124	12,200	822	697	54.11	45.89
8	14	2016	1	12	1,518	12.44	125	12,200	666	852	43.87	56.13
3	27	2016	1	18	1,517	12.43	126	12,200	727	790	47.92	52.08
7	2	2016	7	11	1,515	12.42	127	12,200	808	707	53.33	46.67
7	8	2016	6	15	1,511	12.39	128	12,200	755	756	49.97	50.03
10	2	2016	1	16	1,510	12.38	129	12,200	638	872	42.25	57.75
5	6	2016	6	16	1,508	12.36	130	12,200	841	667	55.77	44.23
7	22	2016	6	18	1,508	12.36	131	12,200	877	631	58.16	41.84
8	5	2016	6	13	1,507	12.35	132	12,200	703	804	46.65	53.35
3	20	2016	1	16	1,504	12.33	133	12,200	700	804	46.54	53.46
8	12	2016	6	15	1,504	12.33	134	12,200	715	789	47.54	52.46
12	26	2016	2	15	1,504	12.33	135	12,200	823	681	54.72	45.28
7	29	2016	6	12	1,503	12.32	136	12,200	626	877	41.65	58.35
7	8	2016	6	14	1,501	12.30	137	12,200	747	754	49.77	50.23
9	18	2016	1	14	1,501	12.30	138	12,200	642	859	42.77	57.23
9	18	2016	1	15	1,500	12.30	139	12,200	672	828	44.80	55.20
10	23	2016	1	15	1,499	12.29	140	12,200	698	801	46.56	53.44
11	23	2016	4	18	1,499	12.29	141	12,200	930	569	62.04	37.96
8	7	2016	1	12	1,491	12.22	142	12,200	674	817	45.20	54.80
7	2	2016	7	13	1,486	12.18	143	12,200	829	657	55.79	44.21
7	17	2016	1	17	1,486	12.18	144	12,200	692	794	46.57	53.43
4	24	2016	1	15	1,485	12.17	145	12,200	667	818	44.92	55.08
8	5	2016	6	12	1,483	12.16	146	12,200	651	832	43.90	56.10
9	18	2016	1	16	1,480	12.13	147	12,200	666	814	45.00	55.00
5	6	2016	6	17	1,478	12.11	148	12,200	819	659	55.41	44.59
7	29	2016	6	18	1,478	12.11	149	12,200	810	668	54.80	45.20
3	20	2016	1	17	1,476	12.10	150	12,200	696	780	47.15	52.85
8	21	2016	1	18	1,473	12.07	151	12,200	664	809	45.08	54.92
4	15	2016	6	15	1,471	12.06	152	12,200	900	571	61.18	38.82
7	29	2016	6	16	1,471	12.06	153	12,200	787	684	53.50	46.50
5	15	2016	1	16	1,470	12.05	154	12,200	699	771	47.55	52.45
5	8	2016	1	16	1,469	12.04	155	12,200	560	909	38.12	61.88
9	2	2016	6	18	1,469	12.04	156	12,200	679	790	46.22	53.78
7	24	2016	1	19	1,461	11.98	157	12,200	577	884	39.49	60.51
9	16	2016	6	17	1,460	11.97	158	12,200	795	665	54.45	45.55
9	16	2016	6	16	1,458	11.95	159	12,200	752	706	51.58	48.42
7	8	2016	6	13	1,456	11.93	160	12,200	653	803	44.85	55.15
8	7	2016	1	18	1,456	11.93	161	12,200	624	832	42.86	57.14
10	7	2016	6	17	1,456	11.93	162	12,200	787	669	54.05	45.95
5	8	2016	1	15	1,455	11.93	163	12,200	521	934	35.81	64.19
8	19	2016	6	11	1,455	11.93	164	12,200	648	807	44.54	55.46
7	24	2016	1	18	1,454	11.92	165	12,200	677	777	46.56	53.44
10	23	2016	1	16	1,454	11.92	166	12,200	683	771	46.97	53.03
11	26	2016	7	12	1,452	11.90	167	12,200	530	922	36.50	63.50
8	12	2016	6	14	1,450	11.89	168	12,200	643	807	44.34	55.66
10	9	2016	1	13	1,450	11.89	169	12,200	506	944	34.90	65.10



MO	DY	YR	DAY OF WK	HR	HR VOL	PERCENT OF AADT	HOUR NUMBER	AADT	EAST VOLUME	WEST VOLUME	PERCENT EAST IS OF TOTAL VOLUME	PERCENT WEST IS OF TOTAL VOLUME
5	1	2016	1	15	1,446	11.85	170	12,200	591	855	40.87	59.13
8	12	2016	6	18	1,446	11.85	171	12,200	812	634	56.15	43.85
10	7	2016	6	15	1,445	11.84	172	12,200	820	625	56.75	43.25
8	5	2016	6	18	1,444	11.84	173	12,200	766	678	53.05	46.95
8	28	2016	1	18	1,444	11.84	174	12,200	578	866	40.03	59.97
7	1	2016	6	18	1,440	11.80	175	12,200	818	622	56.81	43.19
7	22	2016	6	12	1,440	11.80	176	12,200	607	833	42.15	57.85
11	27	2016	1	11	1,440	11.80	177	12,200	564	876	39.17	60.83
5	6	2016	6	14	1,438	11.79	178	12,200	783	655	54.45	45.55
8	8	2016	2	13	1,438	11.79	179	12,200	659	779	45.83	54.17
8	14	2016	1	18	1,438	11.79	180	12,200	588	850	40.89	59.11
8	28	2016	1	13	1,436	11.77	181	12,200	647	789	45.06	54.94
8	26	2016	6	15	1,435	11.76	182	12,200	830	605	57.84	42.16
7	29	2016	6	17	1,432	11.74	183	12,200	801	631	55.94	44.06
5	27	2016	6	18	1,431	11.73	184	12,200	697	734	48.71	51.29
8	6	2016	7	13	1,431	11.73	185	12,200	688	743	48.08	51.92
10	9	2016	1	17	1,430	11.72	186	12,200	590	840	41.26	58.74
5	15	2016	1	15	1,429	11.71	187	12,200	664	765	46.47	53.53
11	26	2016	7	15	1,425	11.68	188	12,200	612	813	42.95	57.05
7	23	2016	7	12	1,424	11.67	189	12,200	660	764	46.35	53.65
8	1	2016	2	12	1,422	11.66	190	12,200	679	743	47.75	52.25
9	2	2016	6	11	1,422	11.66	191	12,200	634	788	44.59	55.41
5	22	2016	1	16	1,421	11.65	192	12,200	681	740	47.92	52.08
8	26	2016	6	17	1,421	11.65	193	12,200	802	619	56.44	43.56
5	27	2016	6	14	1,418	11.62	194	12,200	654	764	46.12	53.88
7	10	2016	1	15	1,418	11.62	195	12,200	524	894	36.95	63.05
9	16	2016	6	18	1,417	11.61	196	12,200	731	686	51.59	48.41
5	1	2016	1	18	1,412	11.57	197	12,200	589	823	41.71	58.29
5	27	2016	6	13	1,410	11.56	198	12,200	650	760	46.10	53.90
10	2	2016	1	17	1,409	11.55	199	12,200	621	788	44.07	55.93
7	29	2016	6	13	1,408	11.54	200	12,200	663	745	47.09	52.91



**AADT=** 5,062     
**K 30 FACTOR=** 18.55     
**K 100 FACTOR=** 15.67     
**K 200 FACTOR=** 14.14     
**D 30 FACTOR=** 66.24



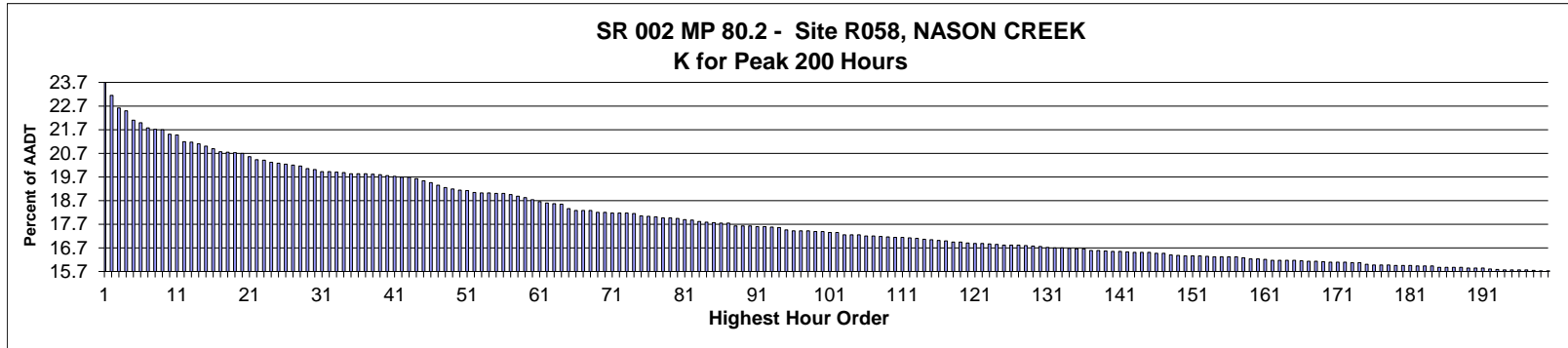
MO	DY	YR	DAY OF WK	HR	HR VOL	PERCENT OF AADT	HOUR NUMBER	AADT	EAST VOLUME	WEST VOLUME	PERCENT EAST IS OF TOTAL VOLUME	PERCENT WEST IS OF TOTAL VOLUME
8	21	2016	1	13	1,059	20.92	1	5,062	340	719	32.11	67.89
8	21	2016	1	14	1,057	20.88	2	5,062	348	709	32.92	67.08
7	17	2016	1	13	1,054	20.82	3	5,062	329	725	31.21	68.79
7	17	2016	1	14	1,054	20.82	4	5,062	331	723	31.40	68.60
7	17	2016	1	15	1,043	20.60	5	5,062	321	722	30.78	69.22
8	14	2016	1	14	1,029	20.33	6	5,062	309	720	30.03	69.97
7	2	2016	7	14	1,028	20.31	7	5,062	762	266	74.12	25.88
8	14	2016	1	12	1,008	19.91	8	5,062	322	686	31.94	68.06
8	21	2016	1	15	1,004	19.83	9	5,062	327	677	32.57	67.43
8	28	2016	1	14	1,002	19.79	10	5,062	334	668	33.33	66.67
5	30	2016	2	12	1,001	19.77	11	5,062	204	797	20.38	79.62
5	30	2016	2	11	997	19.70	12	5,062	226	771	22.67	77.33
7	10	2016	1	13	984	19.44	13	5,062	311	673	31.61	68.39
9	5	2016	2	15	983	19.42	14	5,062	205	778	20.85	79.15
8	7	2016	1	14	981	19.38	15	5,062	358	623	36.49	63.51
7	24	2016	1	13	980	19.36	16	5,062	330	650	33.67	66.33

MO	DY	YR	DAY OF WK	HR	HR VOL	PERCENT OF AADT	HOUR NUMBER	AADT	EAST VOLUME	WEST VOLUME	PERCENT EAST IS OF TOTAL VOLUME	PERCENT WEST IS OF TOTAL VOLUME
8	14	2016	1	13	977	19.30	17	5,062	340	637	34.80	65.20
8	14	2016	1	15	977	19.30	18	5,062	357	620	36.54	63.46
7	24	2016	1	15	972	19.20	19	5,062	357	615	36.73	63.27
8	7	2016	1	13	971	19.18	20	5,062	365	606	37.59	62.41
12	26	2016	2	14	971	19.18	21	5,062	548	423	56.44	43.56
8	21	2016	1	12	969	19.14	22	5,062	280	689	28.90	71.10
7	24	2016	1	14	961	18.98	23	5,062	351	610	36.52	63.48
12	26	2016	2	12	954	18.85	24	5,062	526	428	55.14	44.86
8	7	2016	1	12	953	18.83	25	5,062	333	620	34.94	65.06
7	31	2016	1	16	948	18.73	26	5,062	419	529	44.20	55.80
8	21	2016	1	16	943	18.63	27	5,062	293	650	31.07	68.93
6	26	2016	1	16	941	18.59	28	5,062	311	630	33.05	66.95
8	14	2016	1	16	940	18.57	29	5,062	305	635	32.45	67.55
6	26	2016	1	13	939	18.55	30	5,062	317	622	33.76	66.24
12	26	2016	2	13	937	18.51	31	5,062	497	440	53.04	46.96
7	2	2016	7	12	935	18.47	32	5,062	704	231	75.29	24.71
8	28	2016	1	13	935	18.47	33	5,062	293	642	31.34	68.66
8	7	2016	1	15	934	18.45	34	5,062	311	623	33.30	66.70
8	28	2016	1	15	930	18.37	35	5,062	306	624	32.90	67.10
6	26	2016	1	14	927	18.31	36	5,062	298	629	32.15	67.85
6	26	2016	1	15	921	18.19	37	5,062	284	637	30.84	69.16
7	17	2016	1	16	917	18.12	38	5,062	341	576	37.19	62.81
7	31	2016	1	13	909	17.96	39	5,062	281	628	30.91	69.09
7	31	2016	1	12	906	17.90	40	5,062	310	596	34.22	65.78
7	24	2016	1	16	905	17.88	41	5,062	358	547	39.56	60.44
7	17	2016	1	12	903	17.84	42	5,062	283	620	31.34	68.66
6	19	2016	1	16	896	17.70	43	5,062	266	630	29.69	70.31
5	30	2016	2	13	895	17.68	44	5,062	234	661	26.15	73.85
10	2	2016	1	15	894	17.66	45	5,062	223	671	24.94	75.06
8	28	2016	1	16	888	17.54	46	5,062	292	596	32.88	67.12
7	24	2016	1	12	882	17.42	47	5,062	338	544	38.32	61.68
8	28	2016	1	12	874	17.27	48	5,062	239	635	27.35	72.65
10	2	2016	1	16	873	17.25	49	5,062	248	625	28.41	71.59
8	7	2016	1	16	872	17.23	50	5,062	296	576	33.94	66.06
10	9	2016	1	12	872	17.23	51	5,062	261	611	29.93	70.07
5	30	2016	2	15	871	17.21	52	5,062	201	670	23.08	76.92
6	12	2016	1	13	869	17.17	53	5,062	284	585	32.68	67.32
6	26	2016	1	17	866	17.11	54	5,062	256	610	29.56	70.44
7	2	2016	7	13	865	17.09	55	5,062	642	223	74.22	25.78
7	31	2016	1	15	865	17.09	56	5,062	309	556	35.72	64.28
7	3	2016	1	13	861	17.01	57	5,062	480	381	55.75	44.25
8	21	2016	1	17	861	17.01	58	5,062	291	570	33.80	66.20
8	7	2016	1	17	860	16.99	59	5,062	268	592	31.16	68.84
10	9	2016	1	13	859	16.97	60	5,062	249	610	28.99	71.01
6	26	2016	1	12	858	16.95	61	5,062	267	591	31.12	68.88
5	28	2016	7	11	856	16.91	62	5,062	648	208	75.70	24.30
6	19	2016	1	15	855	16.89	63	5,062	276	579	32.28	67.72
6	19	2016	1	17	854	16.87	64	5,062	236	618	27.63	72.37
7	10	2016	1	12	851	16.81	65	5,062	281	570	33.02	66.98
7	31	2016	1	14	851	16.81	66	5,062	258	593	30.32	69.68
6	12	2016	1	14	850	16.79	67	5,062	261	589	30.71	69.29

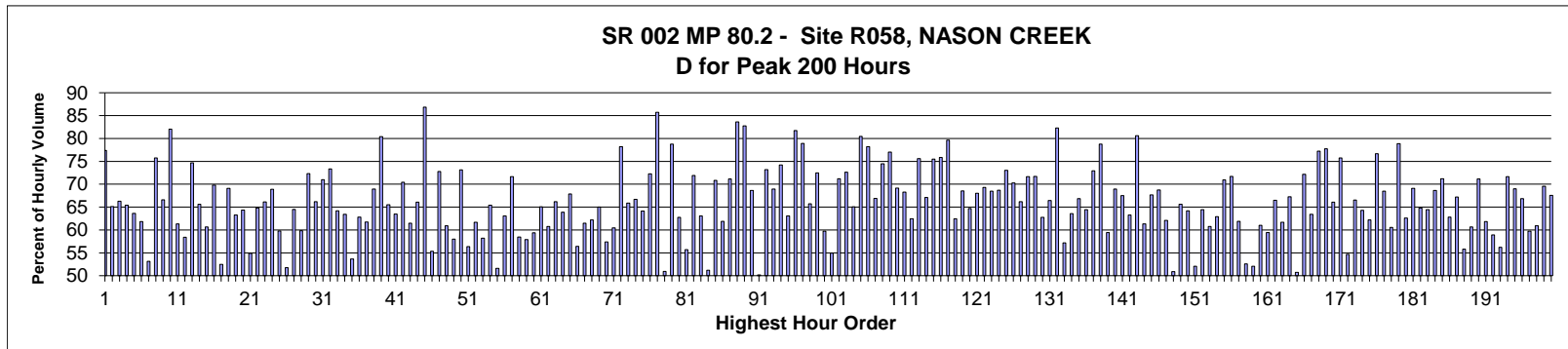
MO	DY	YR	DAY OF WK	HR	HR VOL	PERCENT OF AADT	HOUR NUMBER	AADT	EAST VOLUME	WEST VOLUME	PERCENT EAST IS OF TOTAL VOLUME	PERCENT WEST IS OF TOTAL VOLUME
7	22	2016	6	15	850	16.79	68	5,062	559	291	65.76	34.24
12	26	2016	2	15	845	16.69	69	5,062	489	356	57.87	42.13
7	3	2016	1	14	840	16.59	70	5,062	449	391	53.45	46.55
6	19	2016	1	14	838	16.55	71	5,062	297	541	35.44	64.56
7	1	2016	6	17	834	16.48	72	5,062	597	237	71.58	28.42
10	9	2016	1	15	830	16.40	73	5,062	212	618	25.54	74.46
7	1	2016	6	15	828	16.36	74	5,062	593	235	71.62	28.38
7	2	2016	7	15	828	16.36	75	5,062	584	244	70.53	29.47
7	2	2016	7	11	825	16.30	76	5,062	643	182	77.94	22.06
6	12	2016	1	16	824	16.28	77	5,062	217	607	26.33	73.67
12	30	2016	6	14	823	16.26	78	5,062	499	324	60.63	39.37
6	5	2016	1	13	821	16.22	79	5,062	230	591	28.01	71.99
6	12	2016	1	15	821	16.22	80	5,062	258	563	31.43	68.57
7	24	2016	1	18	820	16.20	81	5,062	253	567	30.85	69.15
10	2	2016	1	13	820	16.20	82	5,062	241	579	29.39	70.61
8	28	2016	1	17	819	16.18	83	5,062	253	566	30.89	69.11
7	3	2016	1	12	818	16.16	84	5,062	452	366	55.26	44.74
7	15	2016	6	16	817	16.14	85	5,062	549	268	67.20	32.80
8	14	2016	1	17	816	16.12	86	5,062	229	587	28.06	71.94
7	23	2016	7	12	815	16.10	87	5,062	489	326	60.00	40.00
6	19	2016	1	13	812	16.04	88	5,062	341	471	42.00	58.00
8	3	2016	4	14	811	16.02	89	5,062	192	619	23.67	76.33
5	28	2016	7	12	806	15.92	90	5,062	592	214	73.45	26.55
7	23	2016	7	13	805	15.90	91	5,062	458	347	56.89	43.11
6	5	2016	1	14	803	15.86	92	5,062	215	588	26.77	73.23
6	5	2016	1	15	802	15.84	93	5,062	232	570	28.93	71.07
7	4	2016	2	13	802	15.84	94	5,062	194	608	24.19	75.81
10	9	2016	1	14	798	15.76	95	5,062	194	604	24.31	75.69
10	23	2016	1	14	797	15.74	96	5,062	192	605	24.09	75.91
6	19	2016	1	12	796	15.73	97	5,062	337	459	42.34	57.66
7	3	2016	1	15	795	15.71	98	5,062	376	419	47.30	52.70
9	11	2016	1	13	794	15.69	99	5,062	239	555	30.10	69.90
8	7	2016	1	11	793	15.67	100	5,062	293	500	36.95	63.05
7	24	2016	1	17	791	15.63	101	5,062	282	509	35.65	64.35
7	1	2016	6	16	790	15.61	102	5,062	558	232	70.63	29.37
7	4	2016	2	14	790	15.61	103	5,062	214	576	27.09	72.91
10	23	2016	1	15	790	15.61	104	5,062	213	577	26.96	73.04
6	12	2016	1	12	789	15.59	105	5,062	307	482	38.91	61.09
7	15	2016	6	15	788	15.57	106	5,062	531	257	67.39	32.61
7	22	2016	6	16	787	15.55	107	5,062	508	279	64.55	35.45
9	18	2016	1	12	785	15.51	108	5,062	238	547	30.32	69.68
5	29	2016	1	13	781	15.43	109	5,062	379	402	48.53	51.47
5	30	2016	2	10	781	15.43	110	5,062	145	636	18.57	81.43
7	15	2016	6	17	780	15.41	111	5,062	555	225	71.15	28.85
9	11	2016	1	12	780	15.41	112	5,062	227	553	29.10	70.90
8	19	2016	6	14	778	15.37	113	5,062	488	290	62.72	37.28
6	12	2016	1	18	777	15.35	114	5,062	194	583	24.97	75.03
7	15	2016	6	14	775	15.31	115	5,062	487	288	62.84	37.16
7	29	2016	6	15	775	15.31	116	5,062	446	329	57.55	42.45
12	17	2016	7	13	774	15.29	117	5,062	598	176	77.26	22.74
8	19	2016	6	16	773	15.27	118	5,062	546	227	70.63	29.37

MO	DY	YR	DAY OF WK	HR	HR VOL	PERCENT OF AADT	HOUR NUMBER	AADT	EAST VOLUME	WEST VOLUME	PERCENT IS OF TOTAL VOLUME	PERCENT WEST IS OF TOTAL VOLUME
12	30	2016	6	15	773	15.27	119	5,062	484	289	62.61	37.39
9	25	2016	1	18	772	15.25	120	5,062	243	529	31.48	68.52
6	25	2016	7	12	767	15.15	121	5,062	492	275	64.15	35.85
6	26	2016	1	18	766	15.13	122	5,062	204	562	26.63	73.37
9	3	2016	7	12	766	15.13	123	5,062	535	231	69.84	30.16
9	18	2016	1	13	765	15.11	124	5,062	226	539	29.54	70.46
6	5	2016	1	12	763	15.07	125	5,062	226	537	29.62	70.38
7	31	2016	1	17	763	15.07	126	5,062	248	515	32.50	67.50
8	14	2016	1	18	762	15.05	127	5,062	247	515	32.41	67.59
8	3	2016	4	15	761	15.03	128	5,062	235	526	30.88	69.12
10	16	2016	1	12	761	15.03	129	5,062	172	589	22.60	77.40
8	19	2016	6	15	759	14.99	130	5,062	494	265	65.09	34.91
7	22	2016	6	14	757	14.95	131	5,062	457	300	60.37	39.63
8	19	2016	6	13	757	14.95	132	5,062	422	335	55.75	44.25
9	5	2016	2	14	757	14.95	133	5,062	218	539	28.80	71.20
10	9	2016	1	17	757	14.95	134	5,062	195	562	25.76	74.24
8	7	2016	1	18	755	14.92	135	5,062	242	513	32.05	67.95
8	6	2016	7	13	752	14.86	136	5,062	414	338	55.05	44.95
10	23	2016	1	16	752	14.86	137	5,062	223	529	29.65	70.35
5	30	2016	2	14	751	14.84	138	5,062	181	570	24.10	75.90
9	4	2016	1	13	749	14.80	139	5,062	346	403	46.19	53.81
7	17	2016	1	17	748	14.78	140	5,062	233	515	31.15	68.85
8	13	2016	7	13	748	14.78	141	5,062	434	314	58.02	41.98
12	26	2016	2	16	748	14.78	142	5,062	418	330	55.88	44.12
6	17	2016	6	16	747	14.76	143	5,062	522	225	69.88	30.12
7	16	2016	7	12	747	14.76	144	5,062	457	290	61.18	38.82
8	5	2016	6	15	747	14.76	145	5,062	500	247	66.93	33.07
8	6	2016	7	12	747	14.76	146	5,062	449	298	60.11	39.89
9	25	2016	1	13	747	14.76	147	5,062	236	511	31.59	68.41
7	1	2016	6	14	746	14.74	148	5,062	510	236	68.36	31.64
5	27	2016	6	15	745	14.72	149	5,062	550	195	73.83	26.17
7	5	2016	3	12	744	14.70	150	5,062	261	483	35.08	64.92
7	5	2016	3	14	744	14.70	151	5,062	281	463	37.77	62.23
8	13	2016	7	12	744	14.70	152	5,062	452	292	60.75	39.25
8	26	2016	6	17	744	14.70	153	5,062	523	221	70.30	29.70
6	11	2016	7	12	742	14.66	154	5,062	500	242	67.39	32.61
7	5	2016	3	13	742	14.66	155	5,062	258	484	34.77	65.23
7	15	2016	6	18	742	14.66	156	5,062	492	250	66.31	33.69
10	2	2016	1	14	742	14.66	157	5,062	194	548	26.15	73.85
5	28	2016	7	15	741	14.64	158	5,062	519	222	70.04	29.96
8	26	2016	6	15	741	14.64	159	5,062	504	237	68.02	31.98
10	9	2016	1	16	741	14.64	160	5,062	202	539	27.26	72.74
10	14	2016	6	16	741	14.64	161	5,062	552	189	74.49	25.51
7	16	2016	7	13	740	14.62	162	5,062	446	294	60.27	39.73
5	8	2016	1	15	739	14.60	163	5,062	222	517	30.04	69.96
5	27	2016	6	16	739	14.60	164	5,062	561	178	75.91	24.09
8	19	2016	6	17	739	14.60	165	5,062	510	229	69.01	30.99
8	26	2016	6	16	738	14.58	166	5,062	511	227	69.24	30.76
10	23	2016	1	13	737	14.56	167	5,062	214	523	29.04	70.96
12	18	2016	1	12	736	14.54	168	5,062	394	342	53.53	46.47
10	2	2016	1	12	735	14.52	169	5,062	195	540	26.53	73.47

MO	DY	YR	DAY OF WK	HR	HR VOL	PERCENT OF AADT	HOUR NUMBER	AADT	EAST VOLUME	WEST VOLUME	PERCENT EAST IS OF TOTAL VOLUME	PERCENT WEST IS OF TOTAL VOLUME
8	21	2016	1	18	734	14.50	170	5,062	230	504	31.34	68.66
7	22	2016	6	13	733	14.48	171	5,062	429	304	58.53	41.47
8	12	2016	6	18	733	14.48	172	5,062	509	224	69.44	30.56
7	10	2016	1	15	732	14.46	173	5,062	122	610	16.67	83.33
8	21	2016	1	11	732	14.46	174	5,062	246	486	33.61	66.39
9	4	2016	1	14	732	14.46	175	5,062	298	434	40.71	59.29
6	19	2016	1	18	731	14.44	176	5,062	209	522	28.59	71.41
10	2	2016	1	17	731	14.44	177	5,062	201	530	27.50	72.50
5	22	2016	1	15	730	14.42	178	5,062	208	522	28.49	71.51
9	3	2016	7	11	730	14.42	179	5,062	520	210	71.23	28.77
12	18	2016	1	13	730	14.42	180	5,062	372	358	50.96	49.04
6	25	2016	7	11	728	14.38	181	5,062	468	260	64.29	35.71
10	16	2016	1	13	727	14.36	182	5,062	180	547	24.76	75.24
5	30	2016	2	16	725	14.32	183	5,062	147	578	20.28	79.72
7	29	2016	6	16	725	14.32	184	5,062	497	228	68.55	31.45
9	3	2016	7	13	725	14.32	185	5,062	503	222	69.38	30.62
1	2	2016	7	13	723	14.28	186	5,062	295	428	40.80	59.20
8	20	2016	7	13	723	14.28	187	5,062	408	315	56.43	43.57
7	23	2016	7	14	722	14.26	188	5,062	404	318	55.96	44.04
8	20	2016	7	12	722	14.26	189	5,062	421	301	58.31	41.69
5	15	2016	1	14	720	14.22	190	5,062	187	533	25.97	74.03
8	26	2016	6	14	720	14.22	191	5,062	432	288	60.00	40.00
5	22	2016	1	14	719	14.20	192	5,062	235	484	32.68	67.32
6	5	2016	1	17	719	14.20	193	5,062	184	535	25.59	74.41
8	6	2016	7	11	719	14.20	194	5,062	417	302	58.00	42.00
7	10	2016	1	16	718	14.18	195	5,062	191	527	26.60	73.40
8	27	2016	7	13	718	14.18	196	5,062	414	304	57.66	42.34
1	2	2016	7	15	717	14.16	197	5,062	252	465	35.15	64.85
7	30	2016	7	13	717	14.16	198	5,062	414	303	57.74	42.26
8	3	2016	4	18	717	14.16	199	5,062	159	558	22.18	77.82
5	28	2016	7	10	716	14.14	200	5,062	551	165	76.96	23.04



AADT= 4,743      K 30 FACTOR= 20.01      K 100 FACTOR= 17.39      K 200 FACTOR= 15.73      D 30 FACTOR= 66.17



MO	DY	YR	DAY OF WK	HR	HR VOL	PERCENT OF AADT	HOUR NUMBER	AADT	EAST VOLUME	WEST VOLUME	PERCENT EAST IS OF TOTAL VOLUME	PERCENT WEST IS OF TOTAL VOLUME
9	5	2016	2	12	1,124	23.70	1	4,743	254	870	22.60	77.40
6	26	2016	1	12	1,098	23.15	2	4,743	383	715	34.88	65.12
7	31	2016	1	12	1,073	22.62	3	4,743	362	711	33.74	66.26
8	14	2016	1	12	1,067	22.50	4	4,743	369	698	34.58	65.42
7	24	2016	1	12	1,048	22.10	5	4,743	381	667	36.35	63.65
6	26	2016	1	13	1,043	21.99	6	4,743	398	645	38.16	61.84
7	10	2016	1	18	1,033	21.78	7	4,743	549	484	53.15	46.85
5	30	2016	2	12	1,030	21.72	8	4,743	250	780	24.27	75.73
7	17	2016	1	12	1,029	21.70	9	4,743	344	685	33.43	66.57
5	30	2016	2	11	1,020	21.51	10	4,743	183	837	17.94	82.06
7	24	2016	1	13	1,019	21.48	11	4,743	394	625	38.67	61.33
8	14	2016	1	13	1,005	21.19	12	4,743	418	587	41.59	58.41
9	5	2016	2	13	1,004	21.17	13	4,743	254	750	25.30	74.70
8	21	2016	1	12	1,001	21.10	14	4,743	344	657	34.37	65.63
8	21	2016	1	13	996	21.00	15	4,743	392	604	39.36	60.64
12	30	2016	6	12	991	20.89	16	4,743	692	299	69.83	30.17

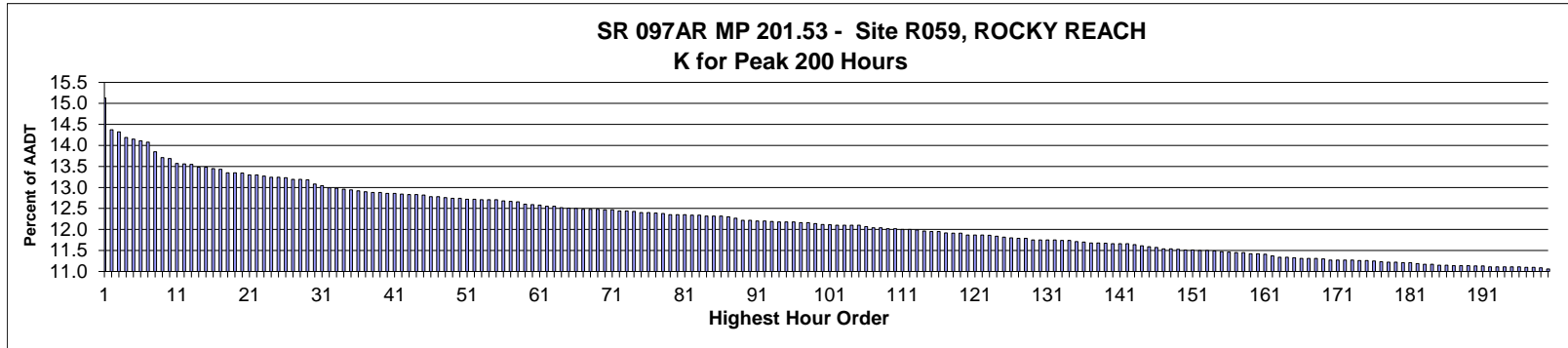
MO	DY	YR	DAY OF WK	HR	HR VOL	PERCENT OF AADT	HOUR NUMBER	AADT	EAST VOLUME	WEST VOLUME	PERCENT IS OF TOTAL VOLUME	PERCENT WEST IS OF TOTAL VOLUME
7	10	2016	1	17	985	20.77	17	4,743	468	517	47.51	52.49
10	9	2016	1	12	984	20.75	18	4,743	304	680	30.89	69.11
8	7	2016	1	12	983	20.73	19	4,743	361	622	36.72	63.28
7	24	2016	1	16	982	20.70	20	4,743	350	632	35.64	64.36
8	7	2016	1	13	975	20.56	21	4,743	440	535	45.13	54.87
7	24	2016	1	14	969	20.43	22	4,743	341	628	35.19	64.81
6	26	2016	1	14	968	20.41	23	4,743	328	640	33.88	66.12
7	10	2016	1	12	964	20.32	24	4,743	300	664	31.12	68.88
7	31	2016	1	13	962	20.28	25	4,743	387	575	40.23	59.77
8	7	2016	1	14	960	20.24	26	4,743	463	497	48.23	51.77
12	26	2016	2	13	958	20.20	27	4,743	618	340	64.51	35.49
6	19	2016	1	13	956	20.16	28	4,743	384	572	40.17	59.83
9	5	2016	2	14	951	20.05	29	4,743	263	688	27.66	72.34
7	31	2016	1	16	949	20.01	30	4,743	321	628	33.83	66.17
8	28	2016	1	12	945	19.92	31	4,743	274	671	28.99	71.01
12	23	2016	6	14	945	19.92	32	4,743	693	252	73.33	26.67
6	26	2016	1	15	944	19.90	33	4,743	338	606	35.81	64.19
6	12	2016	1	13	943	19.88	34	4,743	345	598	36.59	63.41
1	2	2016	7	13	941	19.84	35	4,743	505	436	53.67	46.33
8	12	2016	6	14	941	19.84	36	4,743	591	350	62.81	37.19
8	14	2016	1	14	941	19.84	37	4,743	360	581	38.26	61.74
8	12	2016	6	16	940	19.82	38	4,743	648	292	68.94	31.06
9	5	2016	2	11	939	19.80	39	4,743	184	755	19.60	80.40
7	17	2016	1	13	937	19.76	40	4,743	323	614	34.47	65.53
7	17	2016	1	14	936	19.73	41	4,743	342	594	36.54	63.46
6	26	2016	1	16	934	19.69	42	4,743	276	658	29.55	70.45
7	10	2016	1	13	934	19.69	43	4,743	360	574	38.54	61.46
8	12	2016	6	15	931	19.63	44	4,743	615	316	66.06	33.94
1	16	2016	7	14	927	19.54	45	4,743	805	122	86.84	13.16
1	2	2016	7	15	923	19.46	46	4,743	412	511	44.64	55.36
8	14	2016	1	11	918	19.35	47	4,743	250	668	27.23	72.77
8	21	2016	1	14	913	19.25	48	4,743	357	556	39.10	60.90
12	26	2016	2	12	910	19.19	49	4,743	528	382	58.02	41.98
5	30	2016	2	13	908	19.14	50	4,743	244	664	26.87	73.13
8	7	2016	1	15	907	19.12	51	4,743	396	511	43.66	56.34
7	24	2016	1	15	903	19.04	52	4,743	346	557	38.32	61.68
1	2	2016	7	16	902	19.02	53	4,743	377	525	41.80	58.20
10	9	2016	1	13	902	19.02	54	4,743	312	590	34.59	65.41
1	2	2016	7	14	901	19.00	55	4,743	436	465	48.39	51.61
12	30	2016	6	14	901	19.00	56	4,743	568	333	63.04	36.96
8	21	2016	1	11	899	18.95	57	4,743	255	644	28.36	71.64
12	26	2016	2	15	896	18.89	58	4,743	524	372	58.48	41.52
1	1	2016	6	16	893	18.83	59	4,743	517	376	57.89	42.11
8	21	2016	1	15	889	18.74	60	4,743	361	528	40.61	59.39
12	30	2016	6	13	885	18.66	61	4,743	576	309	65.08	34.92
7	10	2016	1	14	882	18.60	62	4,743	346	536	39.23	60.77
7	17	2016	1	15	881	18.57	63	4,743	298	583	33.83	66.17
7	31	2016	1	15	880	18.55	64	4,743	318	562	36.14	63.86
7	17	2016	1	16	871	18.36	65	4,743	280	591	32.15	67.85
7	31	2016	1	14	867	18.28	66	4,743	378	489	43.60	56.40
8	28	2016	1	13	867	18.28	67	4,743	334	533	38.52	61.48



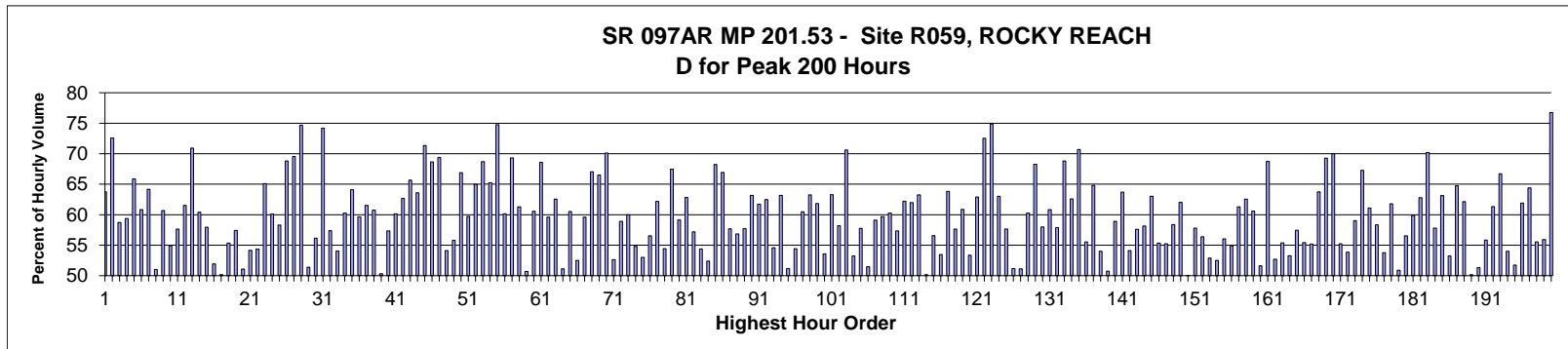
MO	DY	YR	DAY OF WK	HR	HR VOL	PERCENT OF AADT	HOUR NUMBER	AADT	EAST VOLUME	WEST VOLUME	PERCENT IS OF TOTAL VOLUME	PERCENT WEST IS OF TOTAL VOLUME
12	30	2016	6	15	867	18.28	68	4,743	539	328	62.17	37.83
6	19	2016	1	15	863	18.20	69	4,743	302	561	34.99	65.01
12	26	2016	2	16	863	18.20	70	4,743	495	368	57.36	42.64
6	19	2016	1	14	862	18.17	71	4,743	341	521	39.56	60.44
6	26	2016	1	18	862	18.17	72	4,743	188	674	21.81	78.19
8	28	2016	1	14	862	18.17	73	4,743	294	568	34.11	65.89
6	5	2016	1	12	861	18.15	74	4,743	287	574	33.33	66.67
9	25	2016	1	12	856	18.05	75	4,743	307	549	35.86	64.14
9	5	2016	2	15	855	18.03	76	4,743	237	618	27.72	72.28
5	30	2016	2	10	854	18.01	77	4,743	122	732	14.29	85.71
1	2	2016	7	12	852	17.96	78	4,743	434	418	50.94	49.06
1	3	2016	1	12	852	17.96	79	4,743	181	671	21.24	78.76
8	12	2016	6	13	851	17.94	80	4,743	534	317	62.75	37.25
6	19	2016	1	12	849	17.90	81	4,743	376	473	44.29	55.71
8	7	2016	1	11	848	17.88	82	4,743	238	610	28.07	71.93
8	7	2016	1	16	845	17.82	83	4,743	312	533	36.92	63.08
7	10	2016	1	19	844	17.79	84	4,743	432	412	51.18	48.82
6	26	2016	1	11	843	17.77	85	4,743	246	597	29.18	70.82
8	14	2016	1	16	842	17.75	86	4,743	321	521	38.12	61.88
8	28	2016	1	11	842	17.75	87	4,743	243	599	28.86	71.14
5	27	2016	6	16	836	17.63	88	4,743	699	137	83.61	16.39
5	28	2016	7	12	836	17.63	89	4,743	692	144	82.78	17.22
6	5	2016	1	14	836	17.63	90	4,743	262	574	31.34	68.66
5	29	2016	1	20	835	17.60	91	4,743	419	416	50.18	49.82
6	26	2016	1	17	835	17.60	92	4,743	224	611	26.83	73.17
6	12	2016	1	12	834	17.58	93	4,743	259	575	31.06	68.94
9	3	2016	7	12	833	17.56	94	4,743	618	215	74.19	25.81
8	5	2016	6	15	828	17.46	95	4,743	522	306	63.04	36.96
5	27	2016	6	18	826	17.42	96	4,743	675	151	81.72	18.28
6	11	2016	7	13	826	17.42	97	4,743	652	174	78.93	21.07
7	10	2016	1	16	826	17.42	98	4,743	283	543	34.26	65.74
6	12	2016	1	15	825	17.39	99	4,743	227	598	27.52	72.48
12	26	2016	2	14	825	17.39	100	4,743	493	332	59.76	40.24
5	29	2016	1	13	823	17.35	101	4,743	452	371	54.92	45.08
10	2	2016	1	14	823	17.35	102	4,743	237	586	28.80	71.20
7	1	2016	6	16	818	17.25	103	4,743	594	224	72.62	27.38
8	14	2016	1	15	818	17.25	104	4,743	286	532	34.96	65.04
12	17	2016	7	14	818	17.25	105	4,743	658	160	80.44	19.56
5	27	2016	6	17	816	17.20	106	4,743	638	178	78.19	21.81
7	2	2016	7	14	816	17.20	107	4,743	546	270	66.91	33.09
7	2	2016	7	12	815	17.18	108	4,743	607	208	74.48	25.52
6	11	2016	7	12	814	17.16	109	4,743	627	187	77.03	22.97
7	31	2016	1	17	813	17.14	110	4,743	251	562	30.87	69.13
8	12	2016	6	17	813	17.14	111	4,743	555	258	68.27	31.73
7	22	2016	6	15	812	17.12	112	4,743	507	305	62.44	37.56
9	2	2016	6	15	811	17.10	113	4,743	613	198	75.59	24.41
9	18	2016	1	12	809	17.06	114	4,743	266	543	32.88	67.12
5	30	2016	2	14	808	17.04	115	4,743	198	610	24.50	75.50
10	2	2016	1	12	807	17.01	116	4,743	195	612	24.16	75.84
6	26	2016	1	19	806	16.99	117	4,743	164	642	20.35	79.65
1	1	2016	6	14	804	16.95	118	4,743	502	302	62.44	37.56

MO	DY	YR	DAY OF WK	HR	HR VOL	PERCENT OF AADT	HOUR NUMBER	AADT	EAST VOLUME	WEST VOLUME	PERCENT EAST IS OF TOTAL VOLUME	PERCENT WEST IS OF TOTAL VOLUME
6	5	2016	1	13	804	16.95	119	4,743	253	551	31.47	68.53
8	6	2016	7	12	802	16.91	120	4,743	519	283	64.71	35.29
7	2	2016	7	15	801	16.89	121	4,743	545	256	68.04	31.96
10	23	2016	1	15	801	16.89	122	4,743	246	555	30.71	69.29
6	12	2016	1	14	800	16.87	123	4,743	252	548	31.50	68.50
7	22	2016	6	16	799	16.85	124	4,743	549	250	68.71	31.29
5	28	2016	7	15	798	16.82	125	4,743	583	215	73.06	26.94
6	19	2016	1	17	798	16.82	126	4,743	237	561	29.70	70.30
7	29	2016	6	16	798	16.82	127	4,743	528	270	66.17	33.83
7	1	2016	6	15	797	16.80	128	4,743	571	226	71.64	28.36
7	4	2016	2	13	796	16.78	129	4,743	225	571	28.27	71.73
7	16	2016	7	12	795	16.76	130	4,743	499	296	62.77	37.23
10	23	2016	1	14	793	16.72	131	4,743	266	527	33.54	66.46
5	27	2016	6	19	792	16.70	132	4,743	652	140	82.32	17.68
8	5	2016	6	13	792	16.70	133	4,743	453	339	57.20	42.80
7	15	2016	6	15	791	16.68	134	4,743	503	288	63.59	36.41
7	17	2016	1	17	790	16.66	135	4,743	262	528	33.16	66.84
8	19	2016	6	15	790	16.66	136	4,743	509	281	64.43	35.57
5	22	2016	1	14	787	16.59	137	4,743	213	574	27.06	72.94
5	30	2016	2	16	787	16.59	138	4,743	167	620	21.22	78.78
1	1	2016	6	15	786	16.57	139	4,743	467	319	59.41	40.59
1	3	2016	1	13	785	16.55	140	4,743	244	541	31.08	68.92
10	9	2016	1	14	785	16.55	141	4,743	255	530	32.48	67.52
8	13	2016	7	12	784	16.53	142	4,743	496	288	63.27	36.73
5	28	2016	7	13	783	16.51	143	4,743	631	152	80.59	19.41
7	10	2016	1	15	783	16.51	144	4,743	303	480	38.70	61.30
9	11	2016	1	12	783	16.51	145	4,743	253	530	32.31	67.69
6	19	2016	1	16	781	16.47	146	4,743	244	537	31.24	68.76
8	19	2016	6	13	781	16.47	147	4,743	485	296	62.10	37.90
9	4	2016	1	14	778	16.40	148	4,743	382	396	49.10	50.90
8	27	2016	7	13	777	16.38	149	4,743	510	267	65.64	34.36
1	1	2016	6	13	776	16.36	150	4,743	498	278	64.18	35.82
7	3	2016	1	12	776	16.36	151	4,743	404	372	52.06	47.94
8	21	2016	1	16	776	16.36	152	4,743	276	500	35.57	64.43
8	6	2016	7	14	775	16.34	153	4,743	471	304	60.77	39.23
1	22	2016	6	17	774	16.32	154	4,743	287	487	37.08	62.92
6	5	2016	1	15	774	16.32	155	4,743	225	549	29.07	70.93
7	1	2016	6	17	774	16.32	156	4,743	555	219	71.71	28.29
7	24	2016	1	11	774	16.32	157	4,743	295	479	38.11	61.89
5	29	2016	1	12	772	16.28	158	4,743	406	366	52.59	47.41
7	3	2016	1	15	770	16.23	159	4,743	369	401	47.92	52.08
7	22	2016	6	14	770	16.23	160	4,743	470	300	61.04	38.96
7	3	2016	1	13	769	16.21	161	4,743	457	312	59.43	40.57
7	24	2016	1	17	767	16.17	162	4,743	257	510	33.51	66.49
8	5	2016	6	14	767	16.17	163	4,743	473	294	61.67	38.33
10	9	2016	1	15	767	16.17	164	4,743	251	516	32.72	67.28
12	30	2016	6	16	767	16.17	165	4,743	389	378	50.72	49.28
9	2	2016	6	14	766	16.15	166	4,743	553	213	72.19	27.81
7	29	2016	6	15	765	16.13	167	4,743	485	280	63.40	36.60
9	11	2016	1	11	765	16.13	168	4,743	174	591	22.75	77.25
9	2	2016	6	16	764	16.11	169	4,743	594	170	77.75	22.25

MO	DY	YR	DAY OF WK	HR	HR VOL	PERCENT OF AADT	HOUR NUMBER	AADT	EAST VOLUME	WEST VOLUME	PERCENT EAST IS OF TOTAL VOLUME	PERCENT WEST IS OF TOTAL VOLUME
5	22	2016	1	13	763	16.09	170	4,743	259	504	33.94	66.06
5	30	2016	2	15	763	16.09	171	4,743	185	578	24.25	75.75
8	3	2016	4	15	763	16.09	172	4,743	417	346	54.65	45.35
2	5	2016	6	16	762	16.07	173	4,743	255	507	33.46	66.54
7	23	2016	7	12	762	16.07	174	4,743	490	272	64.30	35.70
8	13	2016	7	11	759	16.00	175	4,743	472	287	62.19	37.81
7	4	2016	2	11	758	15.98	176	4,743	177	581	23.35	76.65
8	26	2016	6	15	758	15.98	177	4,743	519	239	68.47	31.53
12	26	2016	2	17	758	15.98	178	4,743	459	299	60.55	39.45
5	27	2016	6	15	757	15.96	179	4,743	597	160	78.86	21.14
8	19	2016	6	14	757	15.96	180	4,743	474	283	62.62	37.38
8	26	2016	6	16	757	15.96	181	4,743	523	234	69.09	30.91
6	24	2016	6	17	756	15.94	182	4,743	490	266	64.81	35.19
7	5	2016	3	14	756	15.94	183	4,743	269	487	35.58	64.42
8	19	2016	6	16	756	15.94	184	4,743	519	237	68.65	31.35
6	12	2016	1	16	753	15.88	185	4,743	217	536	28.82	71.18
6	24	2016	6	14	753	15.88	186	4,743	473	280	62.82	37.18
7	31	2016	1	11	753	15.88	187	4,743	247	506	32.80	67.20
8	3	2016	4	14	753	15.88	188	4,743	420	333	55.78	44.22
5	29	2016	1	15	752	15.85	189	4,743	296	456	39.36	60.64
7	4	2016	2	12	752	15.85	190	4,743	217	535	28.86	71.14
12	18	2016	1	13	752	15.85	191	4,743	465	287	61.84	38.16
8	7	2016	1	17	750	15.81	192	4,743	308	442	41.07	58.93
8	13	2016	7	14	749	15.79	193	4,743	421	328	56.21	43.79
5	15	2016	1	13	748	15.77	194	4,743	212	536	28.34	71.66
7	17	2016	1	11	748	15.77	195	4,743	232	516	31.02	68.98
8	26	2016	6	13	748	15.77	196	4,743	500	248	66.84	33.16
9	25	2016	1	13	748	15.77	197	4,743	301	447	40.24	59.76
7	30	2016	7	14	747	15.75	198	4,743	455	292	60.91	39.09
6	24	2016	6	13	746	15.73	199	4,743	519	227	69.57	30.43
7	15	2016	6	16	746	15.73	200	4,743	504	242	67.56	32.44



AADT= 7,514      K 30 FACTOR= 13.08      K 100 FACTOR= 12.12      K 200 FACTOR= 11.06      D 30 FACTOR= 56.15



MO	DY	YR	DAY OF WK	HR	HR VOL	PERCENT OF AADT	HOUR NUMBER	AADT	NORTH VOLUME	SOUTH VOLUME	PERCENT NORTH IS OF TOTAL VOLUME	PERCENT SOUTH IS OF TOTAL VOLUME
7	1	2016	6	16	1,137	15.13	1	7,514	725	412	63.76	36.24
7	2	2016	7	12	1,080	14.37	2	7,514	784	296	72.59	27.41
8	21	2016	1	16	1,076	14.32	3	7,514	444	632	41.26	58.74
7	29	2016	6	17	1,066	14.19	4	7,514	633	433	59.38	40.62
7	1	2016	6	17	1,063	14.15	5	7,514	700	363	65.85	34.15
8	19	2016	6	17	1,060	14.11	6	7,514	645	415	60.85	39.15
7	3	2016	1	13	1,058	14.08	7	7,514	679	379	64.18	35.82
8	7	2016	1	13	1,041	13.85	8	7,514	510	531	48.99	51.01
7	29	2016	6	16	1,030	13.71	9	7,514	625	405	60.68	39.32
8	7	2016	1	12	1,029	13.69	10	7,514	464	565	45.09	54.91
8	21	2016	1	12	1,020	13.57	11	7,514	432	588	42.35	57.65
8	26	2016	6	16	1,019	13.56	12	7,514	627	392	61.53	38.47
7	2	2016	7	13	1,018	13.55	13	7,514	722	296	70.92	29.08
7	22	2016	6	16	1,013	13.48	14	7,514	612	401	60.41	39.59
8	21	2016	1	13	1,013	13.48	15	7,514	426	587	42.05	57.95
7	24	2016	1	12	1,011	13.45	16	7,514	525	486	51.93	48.07

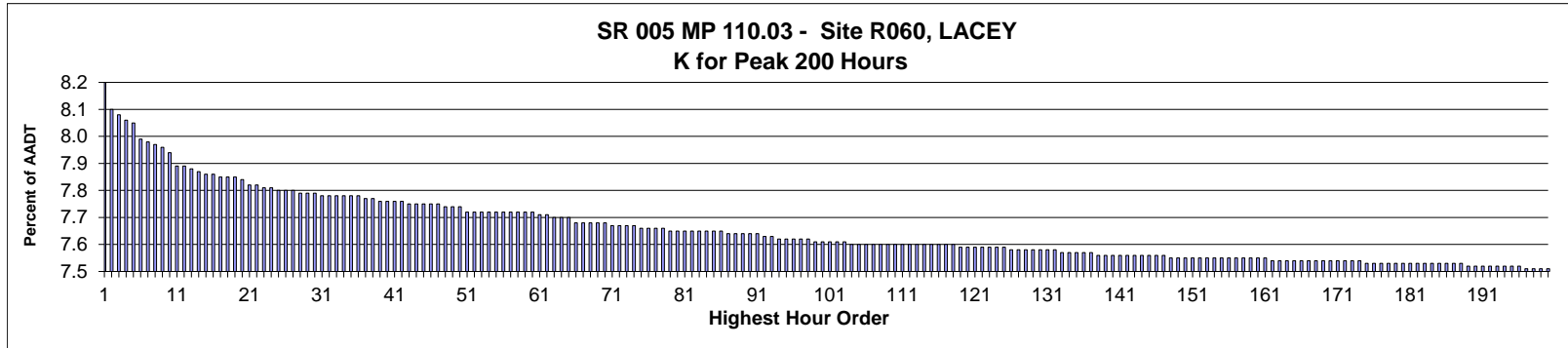
MO	DY	YR	DAY OF WK	HR	HR VOL	PERCENT OF AADT	HOUR NUMBER	AADT	NORTH VOLUME	SOUTH VOLUME	PERCENT NORTH IS OF TOTAL VOLUME	PERCENT SOUTH IS OF TOTAL VOLUME
6	5	2016	1	12	1,009	13.43	17	7,514	503	506	49.85	50.15
6	26	2016	1	13	1,003	13.35	18	7,514	448	555	44.67	55.33
7	31	2016	1	13	1,003	13.35	19	7,514	427	576	42.57	57.43
7	24	2016	1	13	1,002	13.34	20	7,514	512	490	51.10	48.90
6	26	2016	1	12	999	13.30	21	7,514	458	541	45.85	54.15
7	31	2016	1	12	999	13.30	22	7,514	456	543	45.65	54.35
7	1	2016	6	15	997	13.27	23	7,514	649	348	65.10	34.90
7	30	2016	7	12	995	13.24	24	7,514	598	397	60.10	39.90
8	14	2016	1	13	995	13.24	25	7,514	415	580	41.71	58.29
7	5	2016	3	12	994	13.23	26	7,514	310	684	31.19	68.81
5	27	2016	6	17	991	13.19	27	7,514	689	302	69.53	30.47
7	2	2016	7	14	991	13.19	28	7,514	740	251	74.67	25.33
8	21	2016	1	14	990	13.18	29	7,514	481	509	48.59	51.41
7	3	2016	1	17	983	13.08	30	7,514	431	552	43.85	56.15
7	2	2016	7	15	980	13.04	31	7,514	727	253	74.18	25.82
8	5	2016	6	17	976	12.99	32	7,514	560	416	57.38	42.62
8	14	2016	1	12	975	12.98	33	7,514	448	527	45.95	54.05
8	19	2016	6	16	974	12.96	34	7,514	587	387	60.27	39.73
7	30	2016	7	13	972	12.94	35	7,514	623	349	64.09	35.91
7	4	2016	2	12	971	12.92	36	7,514	392	579	40.37	59.63
7	15	2016	6	16	969	12.90	37	7,514	596	373	61.51	38.49
7	8	2016	6	17	968	12.88	38	7,514	588	380	60.74	39.26
8	18	2016	5	17	968	12.88	39	7,514	487	481	50.31	49.69
7	5	2016	3	16	966	12.86	40	7,514	412	554	42.65	57.35
8	5	2016	6	16	966	12.86	41	7,514	581	385	60.14	39.86
8	6	2016	7	13	965	12.84	42	7,514	605	360	62.69	37.31
7	17	2016	1	13	964	12.83	43	7,514	331	633	34.34	65.66
8	21	2016	1	17	964	12.83	44	7,514	351	613	36.41	63.59
9	5	2016	2	12	963	12.82	45	7,514	276	687	28.66	71.34
7	1	2016	6	18	960	12.78	46	7,514	659	301	68.65	31.35
8	7	2016	1	18	960	12.78	47	7,514	294	666	30.63	69.38
8	21	2016	1	15	959	12.76	48	7,514	440	519	45.88	54.12
7	31	2016	1	16	957	12.74	49	7,514	423	534	44.20	55.80
8	12	2016	6	18	957	12.74	50	7,514	640	317	66.88	33.12
6	24	2016	6	17	956	12.72	51	7,514	571	385	59.73	40.27
7	15	2016	6	17	956	12.72	52	7,514	621	335	64.96	35.04
5	30	2016	2	12	955	12.71	53	7,514	299	656	31.31	68.69
8	5	2016	6	18	955	12.71	54	7,514	623	332	65.24	34.76
9	2	2016	6	18	955	12.71	55	7,514	714	241	74.76	25.24
8	13	2016	7	12	953	12.68	56	7,514	573	380	60.13	39.87
9	2	2016	6	17	952	12.67	57	7,514	660	292	69.33	30.67
8	28	2016	1	13	951	12.66	58	7,514	368	583	38.70	61.30
7	24	2016	1	14	947	12.60	59	7,514	480	467	50.69	49.31
7	3	2016	1	14	946	12.59	60	7,514	573	373	60.57	39.43
5	30	2016	2	13	945	12.58	61	7,514	297	648	31.43	68.57
6	12	2016	1	13	943	12.55	62	7,514	381	562	40.40	59.60
8	26	2016	6	17	943	12.55	63	7,514	590	353	62.57	37.43
6	5	2016	1	13	941	12.52	64	7,514	460	481	48.88	51.12
7	5	2016	3	13	940	12.51	65	7,514	371	569	39.47	60.53
8	14	2016	1	14	939	12.50	66	7,514	446	493	47.50	52.50
6	17	2016	6	16	938	12.48	67	7,514	559	379	59.59	40.41

MO	DY	YR	DAY OF WK	HR	HR VOL	PERCENT OF AADT	HOUR NUMBER	AADT	NORTH VOLUME	SOUTH VOLUME	PERCENT NORTH IS OF TOTAL VOLUME	PERCENT SOUTH IS OF TOTAL VOLUME
7	3	2016	1	12	938	12.48	68	7,514	629	309	67.06	32.94
7	3	2016	1	18	938	12.48	69	7,514	314	624	33.48	66.52
7	2	2016	7	16	937	12.47	70	7,514	657	280	70.12	29.88
8	7	2016	1	15	937	12.47	71	7,514	444	493	47.39	52.61
7	8	2016	6	16	935	12.44	72	7,514	551	384	58.93	41.07
8	12	2016	6	17	935	12.44	73	7,514	561	374	60.00	40.00
8	28	2016	1	15	934	12.43	74	7,514	422	512	45.18	54.82
7	31	2016	1	14	932	12.40	75	7,514	438	494	47.00	53.00
8	6	2016	7	12	932	12.40	76	7,514	527	405	56.55	43.45
8	28	2016	1	12	931	12.39	77	7,514	352	579	37.81	62.19
8	14	2016	1	16	930	12.38	78	7,514	424	506	45.59	54.41
5	27	2016	6	16	928	12.35	79	7,514	626	302	67.46	32.54
7	23	2016	7	12	928	12.35	80	7,514	549	379	59.16	40.84
8	7	2016	1	17	928	12.35	81	7,514	345	583	37.18	62.82
6	24	2016	6	15	927	12.34	82	7,514	530	397	57.17	42.83
8	7	2016	1	16	927	12.34	83	7,514	423	504	45.63	54.37
6	26	2016	1	14	926	12.32	84	7,514	441	485	47.62	52.38
7	1	2016	6	14	926	12.32	85	7,514	632	294	68.25	31.75
7	15	2016	6	18	926	12.32	86	7,514	620	306	66.95	33.05
6	26	2016	1	16	924	12.30	87	7,514	391	533	42.32	57.68
7	3	2016	1	15	922	12.27	88	7,514	524	398	56.83	43.17
6	10	2016	6	16	918	12.22	89	7,514	530	388	57.73	42.27
7	31	2016	1	17	918	12.22	90	7,514	338	580	36.82	63.18
6	10	2016	6	17	917	12.20	91	7,514	566	351	61.72	38.28
8	5	2016	6	15	917	12.20	92	7,514	573	344	62.49	37.51
6	24	2016	6	16	916	12.19	93	7,514	500	416	54.59	45.41
6	17	2016	6	17	915	12.18	94	7,514	578	337	63.17	36.83
6	26	2016	1	15	915	12.18	95	7,514	447	468	48.85	51.15
7	28	2016	5	17	915	12.18	96	7,514	498	417	54.43	45.57
7	5	2016	3	14	914	12.16	97	7,514	361	553	39.50	60.50
7	29	2016	6	18	914	12.16	98	7,514	578	336	63.24	36.76
8	19	2016	6	15	912	12.14	99	7,514	564	348	61.84	38.16
8	18	2016	5	16	911	12.12	100	7,514	488	423	53.57	46.43
7	30	2016	7	11	910	12.11	101	7,514	576	334	63.30	36.70
6	3	2016	6	16	909	12.10	102	7,514	529	380	58.20	41.80
7	5	2016	3	11	909	12.10	103	7,514	267	642	29.37	70.63
8	14	2016	1	15	909	12.10	104	7,514	425	484	46.75	53.25
8	20	2016	7	12	909	12.10	105	7,514	525	384	57.76	42.24
6	5	2016	1	14	907	12.07	106	7,514	440	467	48.51	51.49
7	29	2016	6	14	905	12.04	107	7,514	535	370	59.12	40.88
8	19	2016	6	14	905	12.04	108	7,514	540	365	59.67	40.33
8	12	2016	6	16	903	12.02	109	7,514	544	359	60.24	39.76
8	28	2016	1	14	903	12.02	110	7,514	385	518	42.64	57.36
7	10	2016	1	13	902	12.00	111	7,514	341	561	37.80	62.20
7	29	2016	6	15	902	12.00	112	7,514	559	343	61.97	38.03
7	22	2016	6	17	901	11.99	113	7,514	570	331	63.26	36.74
7	24	2016	1	15	899	11.96	114	7,514	448	451	49.83	50.17
6	3	2016	6	17	898	11.95	115	7,514	508	390	56.57	43.43
8	7	2016	1	14	898	11.95	116	7,514	418	480	46.55	53.45
7	24	2016	1	17	896	11.92	117	7,514	324	572	36.16	63.84
7	30	2016	7	16	895	11.91	118	7,514	516	379	57.65	42.35

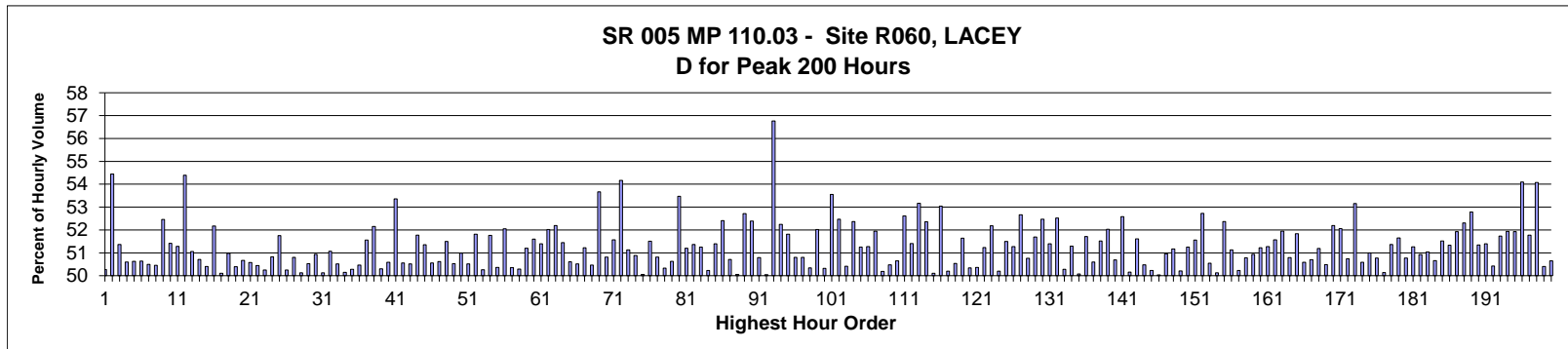
MO	DY	YR	DAY OF WK	HR	HR VOL	PERCENT OF AADT	HOUR NUMBER	AADT	NORTH VOLUME	SOUTH VOLUME	PERCENT NORTH IS OF TOTAL VOLUME	PERCENT SOUTH IS OF TOTAL VOLUME
8	14	2016	1	17	895	11.91	119	7,514	350	545	39.11	60.89
7	17	2016	1	15	892	11.87	120	7,514	416	476	46.64	53.36
8	13	2016	7	13	892	11.87	121	7,514	561	331	62.89	37.11
9	5	2016	2	11	892	11.87	122	7,514	245	647	27.47	72.53
7	3	2016	1	19	891	11.86	123	7,514	224	667	25.14	74.86
7	15	2016	6	15	890	11.84	124	7,514	561	329	63.03	36.97
8	26	2016	6	15	888	11.82	125	7,514	512	376	57.66	42.34
7	7	2016	5	16	887	11.80	126	7,514	433	454	48.82	51.18
8	5	2016	6	12	886	11.79	127	7,514	433	453	48.87	51.13
9	16	2016	6	16	886	11.79	128	7,514	534	352	60.27	39.73
7	17	2016	1	12	883	11.75	129	7,514	280	603	31.71	68.29
8	6	2016	7	11	883	11.75	130	7,514	512	371	57.98	42.02
8	20	2016	7	13	883	11.75	131	7,514	537	346	60.82	39.18
9	9	2016	6	16	883	11.75	132	7,514	511	372	57.87	42.13
5	30	2016	2	11	882	11.74	133	7,514	275	607	31.18	68.82
8	19	2016	6	18	882	11.74	134	7,514	552	330	62.59	37.41
7	24	2016	1	19	880	11.71	135	7,514	258	622	29.32	70.68
8	6	2016	7	16	879	11.70	136	7,514	488	391	55.52	44.48
6	12	2016	1	17	878	11.68	137	7,514	309	569	35.19	64.81
7	1	2016	6	12	878	11.68	138	7,514	474	404	53.99	46.01
7	3	2016	1	16	877	11.67	139	7,514	445	432	50.74	49.26
7	8	2016	6	15	876	11.66	140	7,514	516	360	58.90	41.10
7	23	2016	7	13	876	11.66	141	7,514	558	318	63.70	36.30
8	11	2016	5	17	876	11.66	142	7,514	474	402	54.11	45.89
8	21	2016	1	11	875	11.64	143	7,514	371	504	42.40	57.60
7	17	2016	1	14	872	11.61	144	7,514	365	507	41.86	58.14
6	26	2016	1	17	871	11.59	145	7,514	322	549	36.97	63.03
8	22	2016	2	17	869	11.57	146	7,514	388	481	44.65	55.35
6	5	2016	1	11	867	11.54	147	7,514	388	479	44.75	55.25
8	28	2016	1	16	867	11.54	148	7,514	361	506	41.64	58.36
7	2	2016	7	17	866	11.53	149	7,514	537	329	62.01	37.99
6	23	2016	5	16	865	11.51	150	7,514	433	432	50.06	49.94
8	12	2016	6	15	865	11.51	151	7,514	500	365	57.80	42.20
7	18	2016	2	15	864	11.50	152	7,514	377	487	43.63	56.37
7	28	2016	5	16	864	11.50	153	7,514	457	407	52.89	47.11
7	21	2016	5	16	863	11.49	154	7,514	453	410	52.49	47.51
7	5	2016	3	17	862	11.47	155	7,514	379	483	43.97	56.03
6	30	2016	5	17	861	11.46	156	7,514	473	388	54.94	45.06
6	30	2016	5	18	860	11.45	157	7,514	527	333	61.28	38.72
8	26	2016	6	18	860	11.45	158	7,514	538	322	62.56	37.44
6	3	2016	6	15	858	11.42	159	7,514	520	338	60.61	39.39
8	12	2016	6	12	858	11.42	160	7,514	443	415	51.63	48.37
9	5	2016	2	13	857	11.41	161	7,514	268	589	31.27	68.73
7	24	2016	1	11	854	11.37	162	7,514	404	450	47.31	52.69
6	23	2016	5	17	852	11.34	163	7,514	472	380	55.40	44.60
7	29	2016	6	13	852	11.34	164	7,514	454	398	53.29	46.71
7	4	2016	2	13	851	11.33	165	7,514	362	489	42.54	57.46
6	30	2016	5	16	850	11.31	166	7,514	471	379	55.41	44.59
7	6	2016	4	16	850	11.31	167	7,514	381	469	44.82	55.18
9	9	2016	6	17	850	11.31	168	7,514	542	308	63.76	36.24
8	14	2016	1	18	849	11.30	169	7,514	261	588	30.74	69.26

MO	DY	YR	DAY OF WK	HR	HR VOL	PERCENT OF AADT	HOUR NUMBER	AADT	NORTH VOLUME	SOUTH VOLUME	PERCENT NORTH IS OF TOTAL VOLUME	PERCENT SOUTH IS OF TOTAL VOLUME
7	31	2016	1	18	847	11.27	170	7,514	254	593	29.99	70.01
8	5	2016	6	13	847	11.27	171	7,514	468	379	55.25	44.75
9	1	2016	5	17	847	11.27	172	7,514	456	391	53.84	46.16
9	23	2016	6	16	847	11.27	173	7,514	500	347	59.03	40.97
6	10	2016	6	18	846	11.26	174	7,514	569	277	67.26	32.74
9	2	2016	6	16	846	11.26	175	7,514	517	329	61.11	38.89
7	15	2016	6	14	845	11.25	176	7,514	493	352	58.34	41.66
6	24	2016	6	13	844	11.23	177	7,514	390	454	46.21	53.79
7	23	2016	7	14	843	11.22	178	7,514	521	322	61.80	38.20
8	19	2016	6	12	843	11.22	179	7,514	429	414	50.89	49.11
7	5	2016	3	15	842	11.21	180	7,514	366	476	43.47	56.53
8	6	2016	7	15	842	11.21	181	7,514	504	338	59.86	40.14
6	3	2016	6	18	841	11.19	182	7,514	528	313	62.78	37.22
6	24	2016	6	18	839	11.17	183	7,514	589	250	70.20	29.80
8	12	2016	6	14	839	11.17	184	7,514	485	354	57.81	42.19
7	1	2016	6	13	838	11.15	185	7,514	529	309	63.13	36.87
8	20	2016	7	16	838	11.15	186	7,514	446	392	53.22	46.78
7	30	2016	7	14	837	11.14	187	7,514	542	295	64.76	35.24
8	13	2016	7	11	837	11.14	188	7,514	520	317	62.13	37.87
9	8	2016	5	17	837	11.14	189	7,514	420	417	50.18	49.82
8	22	2016	2	16	836	11.13	190	7,514	407	429	48.68	51.32
8	27	2016	7	12	836	11.13	191	7,514	467	369	55.86	44.14
6	5	2016	1	16	835	11.11	192	7,514	323	512	38.68	61.32
7	8	2016	6	18	835	11.11	193	7,514	557	278	66.71	33.29
7	28	2016	5	18	835	11.11	194	7,514	451	384	54.01	45.99
8	1	2016	2	16	835	11.11	195	7,514	403	432	48.26	51.74
8	26	2016	6	14	835	11.11	196	7,514	517	318	61.92	38.08
7	30	2016	7	15	834	11.10	197	7,514	537	297	64.39	35.61
8	5	2016	6	14	834	11.10	198	7,514	463	371	55.52	44.48
7	31	2016	1	15	833	11.09	199	7,514	367	466	44.06	55.94
7	3	2016	1	20	831	11.06	200	7,514	193	638	23.23	76.77





**AADT= 121,178      K 30 FACTOR= 7.79      K 100 FACTOR= 7.61      K 200 FACTOR= 7.51      D 30 FACTOR= 50.93**



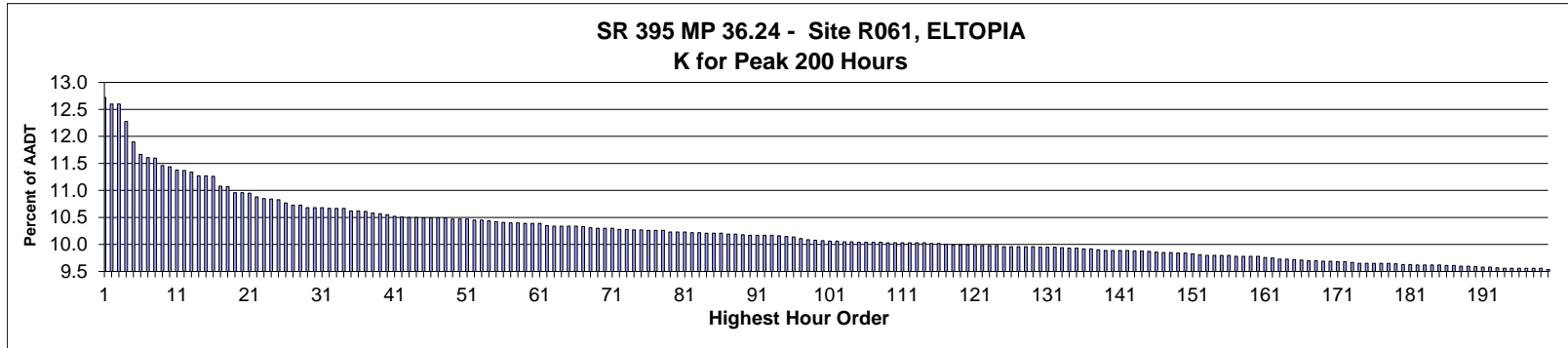
MO	DY	YR	DAY OF WK	HR	HR VOL	PERCENT OF AADT	HOUR NUMBER	AADT	NORTH VOLUME	SOUTH VOLUME	PERCENT NORTH IS OF TOTAL VOLUME	PERCENT SOUTH IS OF TOTAL VOLUME
12	26	2016	2	13	9,938	8.20	1	121,178	4,996	4,942	50.27	49.73
12	26	2016	2	12	9,816	8.10	2	121,178	4,472	5,344	45.56	54.44
12	26	2016	2	14	9,796	8.08	3	121,178	5,031	4,765	51.36	48.64
5	18	2016	4	17	9,767	8.06	4	121,178	4,942	4,825	50.60	49.40
4	28	2016	5	17	9,759	8.05	5	121,178	4,818	4,941	49.37	50.63
10	21	2016	6	15	9,682	7.99	6	121,178	4,903	4,779	50.64	49.36
6	25	2016	7	12	9,671	7.98	7	121,178	4,788	4,883	49.51	50.49
4	14	2016	5	17	9,656	7.97	8	121,178	4,785	4,871	49.55	50.45
3	25	2016	6	16	9,643	7.96	9	121,178	4,584	5,059	47.54	52.46
6	19	2016	1	13	9,616	7.94	10	121,178	4,945	4,671	51.42	48.58
4	8	2016	6	16	9,555	7.89	11	121,178	4,655	4,900	48.72	51.28
8	28	2016	1	13	9,555	7.89	12	121,178	5,197	4,358	54.39	45.61
4	7	2016	5	17	9,549	7.88	13	121,178	4,876	4,673	51.06	48.94
12	30	2016	6	13	9,541	7.87	14	121,178	4,703	4,838	49.29	50.71
6	25	2016	7	13	9,528	7.86	15	121,178	4,726	4,802	49.60	50.40
10	21	2016	6	16	9,524	7.86	16	121,178	4,555	4,969	47.83	52.17

MO	DY	YR	DAY OF WK	HR	HR VOL	PERCENT OF AADT	HOUR NUMBER	AADT	NORTH VOLUME	SOUTH VOLUME	PERCENT NORTH IS OF TOTAL VOLUME	PERCENT SOUTH IS OF TOTAL VOLUME
8	20	2016	7	12	9,518	7.85	17	121,178	4,769	4,749	50.11	49.89
6	16	2016	5	16	9,509	7.85	18	121,178	4,848	4,661	50.98	49.02
4	21	2016	5	18	9,507	7.85	19	121,178	4,791	4,716	50.39	49.61
8	14	2016	1	12	9,499	7.84	20	121,178	4,813	4,686	50.67	49.33
9	8	2016	5	17	9,480	7.82	21	121,178	4,685	4,795	49.42	50.58
4	15	2016	6	17	9,478	7.82	22	121,178	4,697	4,781	49.56	50.44
6	9	2016	5	17	9,468	7.81	23	121,178	4,710	4,758	49.75	50.25
6	2	2016	5	17	9,466	7.81	24	121,178	4,655	4,811	49.18	50.82
6	18	2016	7	12	9,457	7.80	25	121,178	4,563	4,894	48.25	51.75
4	8	2016	6	15	9,454	7.80	26	121,178	4,703	4,751	49.75	50.25
5	26	2016	5	17	9,448	7.80	27	121,178	4,648	4,800	49.20	50.80
6	8	2016	4	17	9,445	7.79	28	121,178	4,710	4,735	49.87	50.13
3	24	2016	5	17	9,443	7.79	29	121,178	4,772	4,671	50.53	49.47
9	10	2016	7	12	9,437	7.79	30	121,178	4,631	4,806	49.07	50.93
9	16	2016	6	15	9,427	7.78	31	121,178	4,726	4,701	50.13	49.87
8	6	2016	7	12	9,426	7.78	32	121,178	4,612	4,814	48.93	51.07
4	8	2016	6	14	9,424	7.78	33	121,178	4,663	4,761	49.48	50.52
8	9	2016	3	17	9,424	7.78	34	121,178	4,698	4,726	49.85	50.15
9	2	2016	6	13	9,424	7.78	35	121,178	4,686	4,738	49.72	50.28
6	7	2016	3	17	9,422	7.78	36	121,178	4,668	4,754	49.54	50.46
3	25	2016	6	15	9,418	7.77	37	121,178	4,562	4,856	48.44	51.56
5	13	2016	6	15	9,411	7.77	38	121,178	4,503	4,908	47.85	52.15
8	17	2016	4	17	9,409	7.76	39	121,178	4,676	4,733	49.70	50.30
4	27	2016	4	17	9,401	7.76	40	121,178	4,645	4,756	49.41	50.59
8	13	2016	7	11	9,400	7.76	41	121,178	4,384	5,016	46.64	53.36
5	26	2016	5	18	9,398	7.76	42	121,178	4,646	4,752	49.44	50.56
4	11	2016	2	17	9,396	7.75	43	121,178	4,649	4,747	49.48	50.52
5	4	2016	4	17	9,394	7.75	44	121,178	4,531	4,863	48.23	51.77
10	20	2016	5	17	9,393	7.75	45	121,178	4,570	4,823	48.65	51.35
8	3	2016	4	17	9,389	7.75	46	121,178	4,642	4,747	49.44	50.56
9	29	2016	5	17	9,387	7.75	47	121,178	4,635	4,752	49.38	50.62
10	25	2016	3	17	9,384	7.74	48	121,178	4,551	4,833	48.50	51.50
8	10	2016	4	16	9,381	7.74	49	121,178	4,740	4,641	50.53	49.47
4	15	2016	6	18	9,377	7.74	50	121,178	4,596	4,781	49.01	50.99
8	4	2016	5	17	9,361	7.72	51	121,178	4,728	4,633	50.51	49.49
2	18	2016	5	17	9,360	7.72	52	121,178	4,511	4,849	48.19	51.81
5	5	2016	5	17	9,360	7.72	53	121,178	4,656	4,704	49.74	50.26
10	28	2016	6	16	9,359	7.72	54	121,178	4,515	4,844	48.24	51.76
2	12	2016	6	17	9,358	7.72	55	121,178	4,645	4,713	49.64	50.36
9	2	2016	6	14	9,357	7.72	56	121,178	4,487	4,870	47.95	52.05
10	12	2016	4	17	9,357	7.72	57	121,178	4,646	4,711	49.65	50.35
3	19	2016	7	13	9,350	7.72	58	121,178	4,702	4,648	50.29	49.71
3	3	2016	5	17	9,349	7.72	59	121,178	4,562	4,787	48.80	51.20
4	1	2016	6	16	9,349	7.72	60	121,178	4,525	4,824	48.40	51.60
3	25	2016	6	14	9,344	7.71	61	121,178	4,542	4,802	48.61	51.39
4	26	2016	3	17	9,344	7.71	62	121,178	4,483	4,861	47.98	52.02
12	27	2016	3	13	9,336	7.70	63	121,178	4,464	4,872	47.81	52.19
1	14	2016	5	17	9,332	7.70	64	121,178	4,531	4,801	48.55	51.45
6	28	2016	3	17	9,328	7.70	65	121,178	4,607	4,721	49.39	50.61
12	28	2016	4	17	9,309	7.68	66	121,178	4,702	4,607	50.51	49.49
4	1	2016	6	15	9,308	7.68	67	121,178	4,540	4,768	48.78	51.22

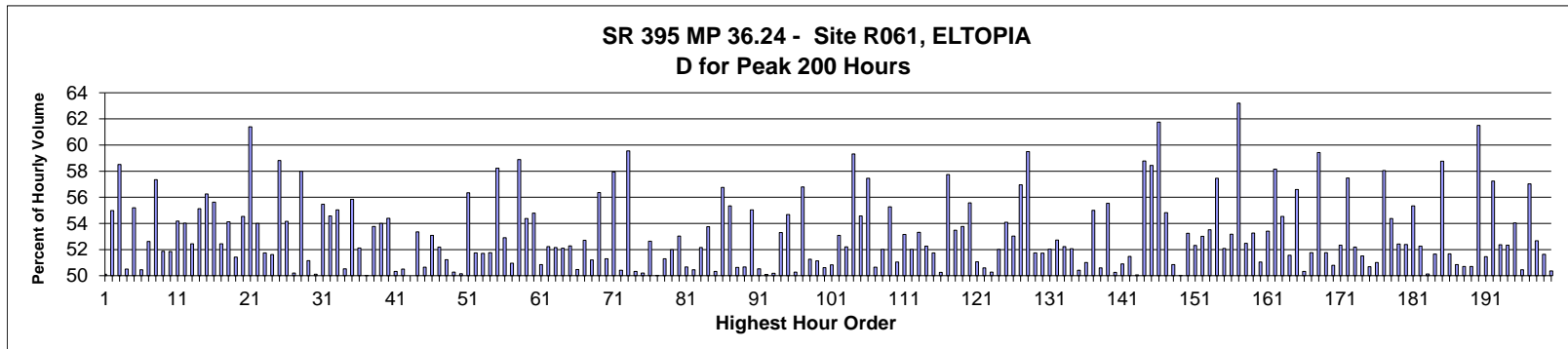
MO	DY	YR	DAY OF WK	HR	HR VOL	PERCENT OF AADT	HOUR NUMBER	AADT	NORTH VOLUME	SOUTH VOLUME	PERCENT NORTH IS OF TOTAL VOLUME	PERCENT SOUTH IS OF TOTAL VOLUME
5	13	2016	6	14	9,305	7.68	68	121,178	4,610	4,695	49.54	50.46
6	26	2016	1	13	9,303	7.68	69	121,178	4,993	4,310	53.67	46.33
5	20	2016	6	15	9,302	7.68	70	121,178	4,576	4,726	49.19	50.81
3	25	2016	6	17	9,296	7.67	71	121,178	4,502	4,794	48.43	51.57
3	26	2016	7	12	9,294	7.67	72	121,178	4,259	5,035	45.83	54.17
9	17	2016	7	12	9,294	7.67	73	121,178	4,752	4,542	51.13	48.87
12	30	2016	6	14	9,294	7.67	74	121,178	4,729	4,565	50.88	49.12
4	8	2016	6	13	9,286	7.66	75	121,178	4,648	4,638	50.05	49.95
3	18	2016	6	16	9,285	7.66	76	121,178	4,502	4,783	48.49	51.51
4	13	2016	4	17	9,279	7.66	77	121,178	4,564	4,715	49.19	50.81
5	20	2016	6	14	9,278	7.66	78	121,178	4,608	4,670	49.67	50.33
6	20	2016	2	17	9,275	7.65	79	121,178	4,696	4,579	50.63	49.37
5	16	2016	2	17	9,272	7.65	80	121,178	4,314	4,958	46.53	53.47
3	25	2016	6	13	9,271	7.65	81	121,178	4,524	4,747	48.80	51.20
8	30	2016	3	17	9,271	7.65	82	121,178	4,509	4,762	48.64	51.36
3	30	2016	4	17	9,270	7.65	83	121,178	4,519	4,751	48.75	51.25
5	25	2016	4	17	9,270	7.65	84	121,178	4,614	4,656	49.77	50.23
3	16	2016	4	17	9,268	7.65	85	121,178	4,504	4,764	48.60	51.40
5	6	2016	6	17	9,267	7.65	86	121,178	4,410	4,857	47.59	52.41
9	6	2016	3	17	9,261	7.64	87	121,178	4,565	4,696	49.29	50.71
9	16	2016	6	13	9,261	7.64	88	121,178	4,626	4,635	49.95	50.05
11	11	2016	6	12	9,258	7.64	89	121,178	4,378	4,880	47.29	52.71
3	18	2016	6	15	9,256	7.64	90	121,178	4,407	4,849	47.61	52.39
9	30	2016	6	15	9,253	7.64	91	121,178	4,553	4,700	49.21	50.79
8	11	2016	5	17	9,243	7.63	92	121,178	4,618	4,625	49.96	50.04
9	3	2016	7	11	9,241	7.63	93	121,178	3,995	5,246	43.23	56.77
5	28	2016	7	13	9,238	7.62	94	121,178	4,412	4,826	47.76	52.24
4	6	2016	4	17	9,237	7.62	95	121,178	4,451	4,786	48.19	51.81
4	5	2016	3	17	9,236	7.62	96	121,178	4,544	4,692	49.20	50.80
8	13	2016	7	12	9,236	7.62	97	121,178	4,544	4,692	49.20	50.80
6	13	2016	2	17	9,231	7.62	98	121,178	4,584	4,647	49.66	50.34
11	11	2016	6	16	9,226	7.61	99	121,178	4,427	4,799	47.98	52.02
3	17	2016	5	17	9,221	7.61	100	121,178	4,581	4,640	49.68	50.32
4	1	2016	6	13	9,219	7.61	101	121,178	4,282	4,937	46.45	53.55
10	7	2016	6	17	9,218	7.61	102	121,178	4,381	4,837	47.53	52.47
9	22	2016	5	17	9,216	7.61	103	121,178	4,570	4,646	49.59	50.41
4	8	2016	6	17	9,214	7.60	104	121,178	4,389	4,825	47.63	52.37
5	12	2016	5	17	9,212	7.60	105	121,178	4,491	4,721	48.75	51.25
5	23	2016	2	17	9,212	7.60	106	121,178	4,489	4,723	48.73	51.27
6	10	2016	6	12	9,212	7.60	107	121,178	4,426	4,786	48.05	51.95
10	22	2016	7	13	9,211	7.60	108	121,178	4,588	4,623	49.81	50.19
4	19	2016	3	17	9,209	7.60	109	121,178	4,561	4,648	49.53	50.47
5	24	2016	3	17	9,209	7.60	110	121,178	4,545	4,664	49.35	50.65
8	7	2016	1	12	9,209	7.60	111	121,178	4,845	4,364	52.61	47.39
2	24	2016	4	17	9,207	7.60	112	121,178	4,474	4,733	48.59	51.41
6	12	2016	1	14	9,207	7.60	113	121,178	4,895	4,312	53.17	46.83
3	18	2016	6	13	9,206	7.60	114	121,178	4,386	4,820	47.64	52.36
9	30	2016	6	14	9,206	7.60	115	121,178	4,613	4,593	50.11	49.89
4	2	2016	7	12	9,205	7.60	116	121,178	4,323	4,882	46.96	53.04
5	31	2016	3	17	9,205	7.60	117	121,178	4,621	4,584	50.20	49.80
6	27	2016	2	17	9,205	7.60	118	121,178	4,553	4,652	49.46	50.54

MO	DY	YR	DAY OF WK	HR	HR VOL	PERCENT OF AADT	HOUR NUMBER	AADT	NORTH VOLUME	SOUTH VOLUME	PERCENT NORTH IS OF TOTAL VOLUME	PERCENT SOUTH IS OF TOTAL VOLUME
9	21	2016	4	17	9,198	7.59	119	121,178	4,448	4,750	48.36	51.64
10	11	2016	3	17	9,197	7.59	120	121,178	4,630	4,567	50.34	49.66
8	6	2016	7	13	9,196	7.59	121	121,178	4,631	4,565	50.36	49.64
11	11	2016	6	15	9,196	7.59	122	121,178	4,485	4,711	48.77	51.23
5	7	2016	7	12	9,195	7.59	123	121,178	4,397	4,798	47.82	52.18
9	17	2016	7	14	9,195	7.59	124	121,178	4,616	4,579	50.20	49.80
2	23	2016	3	17	9,193	7.59	125	121,178	4,459	4,734	48.50	51.50
4	28	2016	5	18	9,186	7.58	126	121,178	4,476	4,710	48.73	51.27
8	6	2016	7	11	9,183	7.58	127	121,178	4,347	4,836	47.34	52.66
2	2	2016	3	17	9,182	7.58	128	121,178	4,661	4,521	50.76	49.24
2	5	2016	6	16	9,182	7.58	129	121,178	4,436	4,746	48.31	51.69
5	26	2016	5	16	9,181	7.58	130	121,178	4,364	4,817	47.53	52.47
5	6	2016	6	16	9,180	7.58	131	121,178	4,462	4,718	48.61	51.39
8	21	2016	1	12	9,180	7.58	132	121,178	4,821	4,359	52.52	47.48
8	4	2016	5	16	9,178	7.57	133	121,178	4,615	4,563	50.28	49.72
9	24	2016	7	12	9,174	7.57	134	121,178	4,469	4,705	48.71	51.29
8	23	2016	3	17	9,171	7.57	135	121,178	4,593	4,578	50.08	49.92
4	1	2016	6	14	9,170	7.57	136	121,178	4,428	4,742	48.29	51.71
8	11	2016	5	16	9,168	7.57	137	121,178	4,639	4,529	50.60	49.40
5	11	2016	4	17	9,167	7.56	138	121,178	4,444	4,723	48.48	51.52
9	30	2016	6	16	9,164	7.56	139	121,178	4,396	4,768	47.97	52.03
10	6	2016	5	17	9,163	7.56	140	121,178	4,518	4,645	49.31	50.69
9	3	2016	7	12	9,160	7.56	141	121,178	4,344	4,816	47.42	52.58
8	2	2016	3	17	9,159	7.56	142	121,178	4,594	4,565	50.16	49.84
8	6	2016	7	14	9,159	7.56	143	121,178	4,432	4,727	48.39	51.61
8	15	2016	2	17	9,158	7.56	144	121,178	4,536	4,622	49.53	50.47
8	18	2016	5	17	9,157	7.56	145	121,178	4,600	4,557	50.23	49.77
6	8	2016	4	18	9,156	7.56	146	121,178	4,575	4,581	49.97	50.03
12	14	2016	4	17	9,156	7.56	147	121,178	4,490	4,666	49.04	50.96
6	26	2016	1	12	9,154	7.55	148	121,178	4,684	4,470	51.17	48.83
6	9	2016	5	16	9,153	7.55	149	121,178	4,557	4,596	49.79	50.21
5	3	2016	3	17	9,151	7.55	150	121,178	4,461	4,690	48.75	51.25
11	18	2016	6	17	9,151	7.55	151	121,178	4,433	4,718	48.44	51.56
5	28	2016	7	12	9,150	7.55	152	121,178	4,325	4,825	47.27	52.73
6	3	2016	6	15	9,150	7.55	153	121,178	4,525	4,625	49.45	50.55
6	15	2016	4	17	9,150	7.55	154	121,178	4,563	4,587	49.87	50.13
11	4	2016	6	17	9,148	7.55	155	121,178	4,357	4,791	47.63	52.37
4	8	2016	6	12	9,147	7.55	156	121,178	4,470	4,677	48.87	51.13
2	25	2016	5	17	9,146	7.55	157	121,178	4,552	4,594	49.77	50.23
12	13	2016	3	17	9,146	7.55	158	121,178	4,502	4,644	49.22	50.78
12	28	2016	4	16	9,146	7.55	159	121,178	4,488	4,658	49.07	50.93
3	28	2016	2	17	9,145	7.55	160	121,178	4,461	4,684	48.78	51.22
9	7	2016	4	17	9,143	7.55	161	121,178	4,455	4,688	48.73	51.27
6	24	2016	6	14	9,141	7.54	162	121,178	4,714	4,427	51.57	48.43
12	22	2016	5	15	9,141	7.54	163	121,178	4,392	4,749	48.05	51.95
3	19	2016	7	14	9,139	7.54	164	121,178	4,642	4,497	50.79	49.21
5	20	2016	6	13	9,139	7.54	165	121,178	4,402	4,737	48.17	51.83
11	4	2016	6	16	9,139	7.54	166	121,178	4,516	4,623	49.41	50.59
6	11	2016	7	13	9,138	7.54	167	121,178	4,505	4,633	49.30	50.70
10	5	2016	4	17	9,137	7.54	168	121,178	4,460	4,677	48.81	51.19
3	19	2016	7	12	9,136	7.54	169	121,178	4,524	4,612	49.52	50.48

MO	DY	YR	DAY OF WK	HR	HR VOL	PERCENT OF AADT	HOUR NUMBER	AADT	NORTH VOLUME	SOUTH VOLUME	PERCENT NORTH IS OF TOTAL VOLUME	PERCENT SOUTH IS OF TOTAL VOLUME
9	3	2016	7	13	9,136	7.54	170	121,178	4,368	4,768	47.81	52.19
9	15	2016	5	16	9,135	7.54	171	121,178	4,379	4,756	47.94	52.06
11	3	2016	5	17	9,135	7.54	172	121,178	4,500	4,635	49.26	50.74
3	18	2016	6	14	9,133	7.54	173	121,178	4,279	4,854	46.85	53.15
5	18	2016	4	16	9,132	7.54	174	121,178	4,620	4,512	50.59	49.41
4	1	2016	6	17	9,130	7.53	175	121,178	4,474	4,656	49.00	51.00
8	22	2016	2	17	9,130	7.53	176	121,178	4,495	4,635	49.23	50.77
2	17	2016	4	17	9,129	7.53	177	121,178	4,552	4,577	49.86	50.14
4	29	2016	6	15	9,129	7.53	178	121,178	4,440	4,689	48.64	51.36
1	15	2016	6	17	9,128	7.53	179	121,178	4,413	4,715	48.35	51.65
2	12	2016	6	16	9,127	7.53	180	121,178	4,493	4,634	49.23	50.77
8	20	2016	7	13	9,126	7.53	181	121,178	4,448	4,678	48.74	51.26
9	10	2016	7	13	9,126	7.53	182	121,178	4,479	4,647	49.08	50.92
4	20	2016	4	17	9,125	7.53	183	121,178	4,468	4,657	48.96	51.04
8	26	2016	6	13	9,125	7.53	184	121,178	4,502	4,623	49.34	50.66
5	13	2016	6	17	9,124	7.53	185	121,178	4,423	4,701	48.48	51.52
9	28	2016	4	17	9,124	7.53	186	121,178	4,441	4,683	48.67	51.33
4	22	2016	6	16	9,120	7.53	187	121,178	4,384	4,736	48.07	51.93
10	7	2016	6	16	9,120	7.53	188	121,178	4,349	4,771	47.69	52.31
9	30	2016	6	17	9,116	7.52	189	121,178	4,304	4,812	47.21	52.79
6	2	2016	5	18	9,109	7.52	190	121,178	4,677	4,432	51.34	48.66
8	8	2016	2	17	9,109	7.52	191	121,178	4,428	4,681	48.61	51.39
8	10	2016	4	17	9,109	7.52	192	121,178	4,516	4,593	49.58	50.42
4	28	2016	5	16	9,108	7.52	193	121,178	4,396	4,712	48.27	51.73
3	15	2016	3	17	9,107	7.52	194	121,178	4,377	4,730	48.06	51.94
3	21	2016	2	17	9,107	7.52	195	121,178	4,378	4,729	48.07	51.93
5	7	2016	7	11	9,107	7.52	196	121,178	4,180	4,927	45.90	54.10
2	4	2016	5	17	9,102	7.51	197	121,178	4,390	4,712	48.23	51.77
6	12	2016	1	13	9,100	7.51	198	121,178	4,921	4,179	54.08	45.92
8	16	2016	3	17	9,100	7.51	199	121,178	4,514	4,586	49.60	50.40
8	1	2016	2	16	9,097	7.51	200	121,178	4,608	4,489	50.65	49.35



**AADT= 16,089**     
**K 30 FACTOR= 10.68**     
**K 100 FACTOR= 10.07**     
**K 200 FACTOR= 9.54**     
**D 30 FACTOR= 50.12**



MO	DY	YR	DAY OF WK	HR	HR VOL	PERCENT OF AADT	HOUR NUMBER	AADT	NORTH VOLUME	SOUTH VOLUME	PERCENT NORTH IS OF TOTAL VOLUME	PERCENT SOUTH IS OF TOTAL VOLUME
11	27	2016	1	14	2,047	12.72	1	16,089	1,021	1,026	49.88	50.12
11	27	2016	1	15	2,028	12.60	2	16,089	1,115	913	54.98	45.02
11	27	2016	1	16	2,027	12.60	3	16,089	1,186	841	58.51	41.49
11	23	2016	4	15	1,976	12.28	4	16,089	978	998	49.49	50.51
9	2	2016	6	17	1,915	11.90	5	16,089	1,057	858	55.20	44.80
11	23	2016	4	16	1,877	11.67	6	16,089	947	930	50.45	49.55
11	23	2016	4	17	1,868	11.61	7	16,089	885	983	47.38	52.62
11	27	2016	1	13	1,866	11.60	8	16,089	796	1,070	42.66	57.34
11	23	2016	4	14	1,843	11.46	9	16,089	956	887	51.87	48.13
9	2	2016	6	16	1,840	11.44	10	16,089	954	886	51.85	48.15
11	23	2016	4	13	1,831	11.38	11	16,089	839	992	45.82	54.18
7	1	2016	6	16	1,829	11.37	12	16,089	988	841	54.02	45.98
5	27	2016	6	17	1,825	11.34	13	16,089	957	868	52.44	47.56
8	12	2016	6	15	1,814	11.27	14	16,089	1,000	814	55.13	44.87
7	1	2016	6	15	1,813	11.27	15	16,089	1,020	793	56.26	43.74
9	5	2016	2	16	1,812	11.26	16	16,089	804	1,008	44.37	55.63

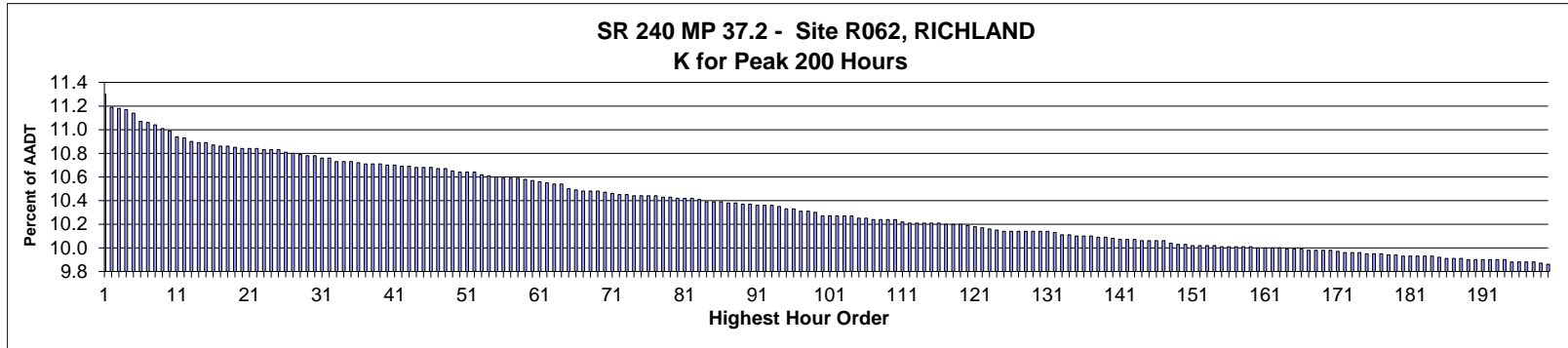
MO	DY	YR	DAY OF WK	HR	HR VOL	PERCENT OF AADT	HOUR NUMBER	AADT	NORTH VOLUME	SOUTH VOLUME	PERCENT NORTH IS OF TOTAL VOLUME	PERCENT SOUTH IS OF TOTAL VOLUME
8	14	2016	1	16	1,783	11.08	17	16,089	848	935	47.56	52.44
6	24	2016	6	16	1,781	11.07	18	16,089	964	817	54.13	45.87
5	27	2016	6	16	1,764	10.96	19	16,089	907	857	51.42	48.58
7	22	2016	6	15	1,764	10.96	20	16,089	962	802	54.54	45.46
9	5	2016	2	15	1,761	10.95	21	16,089	680	1,081	38.61	61.39
7	1	2016	6	17	1,750	10.88	22	16,089	945	805	54.00	46.00
8	5	2016	6	14	1,745	10.85	23	16,089	842	903	48.25	51.75
8	12	2016	6	16	1,744	10.84	24	16,089	900	844	51.61	48.39
7	1	2016	6	14	1,743	10.83	25	16,089	1,025	718	58.81	41.19
6	24	2016	6	15	1,732	10.77	26	16,089	938	794	54.16	45.84
8	5	2016	6	15	1,727	10.73	27	16,089	860	867	49.80	50.20
9	5	2016	2	14	1,726	10.73	28	16,089	725	1,001	42.00	58.00
7	24	2016	1	15	1,718	10.68	29	16,089	839	879	48.84	51.16
8	7	2016	1	16	1,718	10.68	30	16,089	857	861	49.88	50.12
8	14	2016	1	17	1,718	10.68	31	16,089	765	953	44.53	55.47
7	5	2016	3	16	1,717	10.67	32	16,089	780	937	45.43	54.57
8	12	2016	6	14	1,717	10.67	33	16,089	945	772	55.04	44.96
6	17	2016	6	16	1,716	10.67	34	16,089	849	867	49.48	50.52
5	30	2016	2	15	1,708	10.62	35	16,089	754	954	44.15	55.85
6	26	2016	1	15	1,708	10.62	36	16,089	818	890	47.89	52.11
7	22	2016	6	17	1,707	10.61	37	16,089	853	854	49.97	50.03
9	2	2016	6	18	1,702	10.58	38	16,089	915	787	53.76	46.24
7	10	2016	1	14	1,700	10.57	39	16,089	782	918	46.00	54.00
6	24	2016	6	14	1,697	10.55	40	16,089	923	774	54.39	45.61
7	24	2016	1	14	1,693	10.52	41	16,089	852	841	50.32	49.68
7	31	2016	1	15	1,691	10.51	42	16,089	854	837	50.50	49.50
8	12	2016	6	17	1,690	10.50	43	16,089	845	845	50.00	50.00
7	31	2016	1	17	1,689	10.50	44	16,089	901	788	53.35	46.65
7	29	2016	6	15	1,688	10.49	45	16,089	855	833	50.65	49.35
8	14	2016	1	14	1,688	10.49	46	16,089	792	896	46.92	53.08
9	30	2016	6	18	1,688	10.49	47	16,089	881	807	52.19	47.81
7	31	2016	1	14	1,687	10.49	48	16,089	823	864	48.78	51.22
7	29	2016	6	17	1,685	10.47	49	16,089	838	847	49.73	50.27
7	31	2016	1	16	1,685	10.47	50	16,089	840	845	49.85	50.15
6	26	2016	1	17	1,684	10.47	51	16,089	735	949	43.65	56.35
7	17	2016	1	14	1,681	10.45	52	16,089	811	870	48.25	51.75
9	16	2016	6	17	1,681	10.45	53	16,089	812	869	48.30	51.70
7	17	2016	1	15	1,679	10.44	54	16,089	810	869	48.24	51.76
11	27	2016	1	17	1,676	10.42	55	16,089	976	700	58.23	41.77
6	26	2016	1	16	1,675	10.41	56	16,089	789	886	47.10	52.90
8	5	2016	6	17	1,674	10.40	57	16,089	821	853	49.04	50.96
7	5	2016	3	14	1,673	10.40	58	16,089	688	985	41.12	58.88
9	2	2016	6	15	1,672	10.39	59	16,089	909	763	54.37	45.63
10	2	2016	1	16	1,672	10.39	60	16,089	916	756	54.78	45.22
10	21	2016	6	17	1,672	10.39	61	16,089	822	850	49.16	50.84
7	22	2016	6	14	1,666	10.35	62	16,089	870	796	52.22	47.78
7	17	2016	1	17	1,664	10.34	63	16,089	868	796	52.16	47.84
8	7	2016	1	14	1,664	10.34	64	16,089	797	867	47.90	52.10
8	7	2016	1	17	1,664	10.34	65	16,089	794	870	47.72	52.28
11	23	2016	4	18	1,664	10.34	66	16,089	824	840	49.52	50.48
6	17	2016	6	17	1,662	10.33	67	16,089	786	876	47.29	52.71

MO	DY	YR	DAY OF WK	HR	HR VOL	PERCENT OF AADT	HOUR NUMBER	AADT	NORTH VOLUME	SOUTH VOLUME	PERCENT NORTH IS OF TOTAL VOLUME	PERCENT SOUTH IS OF TOTAL VOLUME
7	8	2016	6	16	1,658	10.31	68	16,089	849	809	51.21	48.79
7	1	2016	6	18	1,657	10.30	69	16,089	934	723	56.37	43.63
7	8	2016	6	15	1,657	10.30	70	16,089	850	807	51.30	48.70
7	31	2016	1	13	1,657	10.30	71	16,089	697	960	42.06	57.94
5	6	2016	6	16	1,654	10.28	72	16,089	820	834	49.58	50.42
7	5	2016	3	15	1,654	10.28	73	16,089	669	985	40.45	59.55
6	10	2016	6	17	1,653	10.27	74	16,089	832	821	50.33	49.67
8	7	2016	1	15	1,653	10.27	75	16,089	830	823	50.21	49.79
5	27	2016	6	18	1,651	10.26	76	16,089	869	782	52.63	47.37
9	16	2016	6	16	1,651	10.26	77	16,089	825	826	49.97	50.03
10	7	2016	6	17	1,651	10.26	78	16,089	804	847	48.70	51.30
6	10	2016	6	16	1,646	10.23	79	16,089	856	790	52.00	48.00
8	21	2016	1	15	1,646	10.23	80	16,089	773	873	46.96	53.04
10	7	2016	6	16	1,646	10.23	81	16,089	812	834	49.33	50.67
7	15	2016	6	16	1,645	10.22	82	16,089	830	815	50.46	49.54
7	22	2016	6	16	1,645	10.22	83	16,089	858	787	52.16	47.84
5	13	2016	6	16	1,643	10.21	84	16,089	883	760	53.74	46.26
7	15	2016	6	15	1,643	10.21	85	16,089	827	816	50.33	49.67
11	27	2016	1	12	1,642	10.21	86	16,089	710	932	43.24	56.76
6	26	2016	1	18	1,639	10.19	87	16,089	732	907	44.66	55.34
7	29	2016	6	16	1,639	10.19	88	16,089	809	830	49.36	50.64
8	21	2016	1	16	1,638	10.18	89	16,089	808	830	49.33	50.67
5	30	2016	2	16	1,637	10.17	90	16,089	736	901	44.96	55.04
6	24	2016	6	17	1,637	10.17	91	16,089	827	810	50.52	49.48
7	15	2016	6	14	1,637	10.17	92	16,089	820	817	50.09	49.91
6	19	2016	1	15	1,636	10.17	93	16,089	821	815	50.18	49.82
5	27	2016	6	15	1,634	10.16	94	16,089	871	763	53.30	46.70
6	10	2016	6	15	1,633	10.15	95	16,089	893	740	54.68	45.32
10	2	2016	1	17	1,631	10.14	96	16,089	820	811	50.28	49.72
12	26	2016	2	13	1,627	10.11	97	16,089	703	924	43.21	56.79
7	10	2016	1	16	1,623	10.09	98	16,089	832	791	51.26	48.74
6	10	2016	6	18	1,621	10.08	99	16,089	829	792	51.14	48.86
5	20	2016	6	16	1,620	10.07	100	16,089	800	820	49.38	50.62
7	29	2016	6	14	1,619	10.06	101	16,089	823	796	50.83	49.17
8	19	2016	6	16	1,618	10.06	102	16,089	859	759	53.09	46.91
6	12	2016	1	16	1,617	10.05	103	16,089	844	773	52.20	47.80
11	18	2016	6	17	1,617	10.05	104	16,089	658	959	40.69	59.31
9	23	2016	6	16	1,616	10.04	105	16,089	734	882	45.42	54.58
5	30	2016	2	13	1,615	10.04	106	16,089	687	928	42.54	57.46
7	10	2016	1	17	1,615	10.04	107	16,089	797	818	49.35	50.65
10	9	2016	1	16	1,615	10.04	108	16,089	840	775	52.01	47.99
6	26	2016	1	14	1,614	10.03	109	16,089	722	892	44.73	55.27
8	21	2016	1	14	1,614	10.03	110	16,089	790	824	48.95	51.05
8	26	2016	6	17	1,614	10.03	111	16,089	756	858	46.84	53.16
8	28	2016	1	16	1,613	10.03	112	16,089	839	774	52.01	47.99
9	5	2016	2	17	1,613	10.03	113	16,089	753	860	46.68	53.32
9	9	2016	6	18	1,613	10.03	114	16,089	770	843	47.74	52.26
5	6	2016	6	17	1,612	10.02	115	16,089	778	834	48.26	51.74
6	19	2016	1	14	1,612	10.02	116	16,089	810	802	50.25	49.75
5	30	2016	2	14	1,609	10.00	117	16,089	680	929	42.26	57.74
7	17	2016	1	16	1,608	9.99	118	16,089	860	748	53.48	46.52

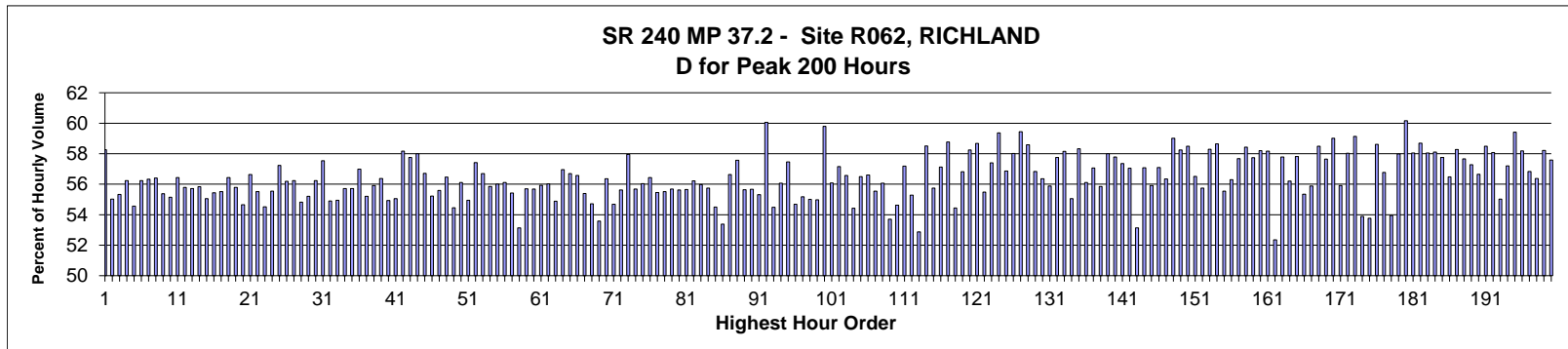


MO	DY	YR	DAY OF WK	HR	HR VOL	PERCENT OF AADT	HOUR NUMBER	AADT	NORTH VOLUME	SOUTH VOLUME	PERCENT NORTH IS OF TOTAL VOLUME	PERCENT SOUTH IS OF TOTAL VOLUME
8	14	2016	1	15	1,607	9.99	119	16,089	743	864	46.24	53.76
10	21	2016	6	16	1,607	9.99	120	16,089	714	893	44.43	55.57
11	4	2016	6	17	1,606	9.98	121	16,089	786	820	48.94	51.06
6	17	2016	6	15	1,605	9.98	122	16,089	793	812	49.41	50.59
8	19	2016	6	15	1,605	9.98	123	16,089	807	798	50.28	49.72
9	23	2016	6	17	1,605	9.98	124	16,089	770	835	47.98	52.02
6	12	2016	1	14	1,603	9.96	125	16,089	736	867	45.91	54.09
7	10	2016	1	15	1,603	9.96	126	16,089	753	850	46.97	53.03
11	23	2016	4	12	1,603	9.96	127	16,089	690	913	43.04	56.96
7	17	2016	1	13	1,602	9.96	128	16,089	649	953	40.51	59.49
9	23	2016	6	15	1,602	9.96	129	16,089	773	829	48.25	51.75
7	8	2016	6	17	1,601	9.95	130	16,089	773	828	48.28	51.72
9	30	2016	6	17	1,601	9.95	131	16,089	768	833	47.97	52.03
12	26	2016	2	14	1,601	9.95	132	16,089	757	844	47.28	52.72
7	1	2016	6	12	1,599	9.94	133	16,089	835	764	52.22	47.78
9	9	2016	6	17	1,598	9.93	134	16,089	766	832	47.93	52.07
8	5	2016	6	16	1,597	9.93	135	16,089	792	805	49.59	50.41
7	1	2016	6	13	1,596	9.92	136	16,089	814	782	51.00	49.00
9	2	2016	6	14	1,596	9.92	137	16,089	878	718	55.01	44.99
9	30	2016	6	16	1,593	9.90	138	16,089	787	806	49.40	50.60
6	24	2016	6	18	1,592	9.89	139	16,089	884	708	55.53	44.47
8	19	2016	6	17	1,592	9.89	140	16,089	792	800	49.75	50.25
2	12	2016	6	17	1,591	9.89	141	16,089	781	810	49.09	50.91
12	26	2016	2	15	1,591	9.89	142	16,089	772	819	48.52	51.48
9	9	2016	6	16	1,590	9.88	143	16,089	794	796	49.94	50.06
7	5	2016	3	17	1,589	9.88	144	16,089	655	934	41.22	58.78
8	21	2016	1	13	1,588	9.87	145	16,089	660	928	41.56	58.44
7	10	2016	1	13	1,587	9.86	146	16,089	607	980	38.25	61.75
5	30	2016	2	17	1,585	9.85	147	16,089	716	869	45.17	54.83
8	26	2016	6	16	1,585	9.85	148	16,089	779	806	49.15	50.85
7	15	2016	6	17	1,583	9.84	149	16,089	791	792	49.97	50.03
10	7	2016	6	18	1,583	9.84	150	16,089	740	843	46.75	53.25
8	28	2016	1	17	1,581	9.83	151	16,089	754	827	47.69	52.31
8	28	2016	1	15	1,579	9.81	152	16,089	742	837	46.99	53.01
6	12	2016	1	15	1,577	9.80	153	16,089	733	844	46.48	53.52
7	24	2016	1	13	1,577	9.80	154	16,089	671	906	42.55	57.45
6	3	2016	6	16	1,576	9.80	155	16,089	821	755	52.09	47.91
8	28	2016	1	14	1,576	9.80	156	16,089	738	838	46.83	53.17
9	5	2016	2	13	1,574	9.78	157	16,089	579	995	36.79	63.21
10	14	2016	6	17	1,574	9.78	158	16,089	826	748	52.48	47.52
6	19	2016	1	16	1,573	9.78	159	16,089	838	735	53.27	46.73
7	24	2016	1	16	1,573	9.78	160	16,089	770	803	48.95	51.05
10	14	2016	6	15	1,571	9.76	161	16,089	839	732	53.41	46.59
11	26	2016	7	14	1,568	9.75	162	16,089	656	912	41.84	58.16
8	12	2016	6	13	1,566	9.73	163	16,089	854	712	54.53	45.47
9	16	2016	6	18	1,565	9.73	164	16,089	758	807	48.43	51.57
6	26	2016	1	13	1,564	9.72	165	16,089	679	885	43.41	56.59
5	6	2016	6	18	1,562	9.71	166	16,089	786	776	50.32	49.68
2	12	2016	6	16	1,561	9.70	167	16,089	753	808	48.24	51.76
7	5	2016	3	13	1,560	9.70	168	16,089	633	927	40.58	59.42
8	5	2016	6	13	1,559	9.69	169	16,089	807	752	51.76	48.24

MO	DY	YR	DAY OF WK	HR	HR VOL	PERCENT OF AADT	HOUR NUMBER	AADT	NORTH VOLUME	SOUTH VOLUME	PERCENT NORTH IS OF TOTAL VOLUME	PERCENT SOUTH IS OF TOTAL VOLUME
8	19	2016	6	18	1,559	9.69	170	16,089	792	767	50.80	49.20
7	22	2016	6	18	1,557	9.68	171	16,089	815	742	52.34	47.66
7	24	2016	1	12	1,557	9.68	172	16,089	662	895	42.52	57.48
5	20	2016	6	17	1,556	9.67	173	16,089	744	812	47.81	52.19
6	16	2016	5	16	1,553	9.65	174	16,089	753	800	48.49	51.51
7	24	2016	1	17	1,553	9.65	175	16,089	787	766	50.68	49.32
10	28	2016	6	17	1,553	9.65	176	16,089	792	761	51.00	49.00
5	27	2016	6	14	1,552	9.65	177	16,089	901	651	58.05	41.95
11	18	2016	6	16	1,552	9.65	178	16,089	708	844	45.62	54.38
8	19	2016	6	14	1,551	9.64	179	16,089	813	738	52.42	47.58
2	26	2016	6	17	1,550	9.63	180	16,089	738	812	47.61	52.39
10	23	2016	1	15	1,550	9.63	181	16,089	692	858	44.65	55.35
5	1	2016	1	16	1,548	9.62	182	16,089	739	809	47.74	52.26
8	19	2016	6	13	1,548	9.62	183	16,089	772	776	49.87	50.13
8	26	2016	6	15	1,547	9.62	184	16,089	799	748	51.65	48.35
10	9	2016	1	15	1,547	9.62	185	16,089	638	909	41.24	58.76
5	8	2016	1	17	1,546	9.61	186	16,089	799	747	51.68	48.32
10	21	2016	6	18	1,546	9.61	187	16,089	786	760	50.84	49.16
6	30	2016	5	15	1,544	9.60	188	16,089	761	783	49.29	50.71
10	7	2016	6	15	1,544	9.60	189	16,089	761	783	49.29	50.71
11	26	2016	7	13	1,543	9.59	190	16,089	594	949	38.50	61.50
6	17	2016	6	18	1,541	9.58	191	16,089	748	793	48.54	51.46
8	14	2016	1	13	1,541	9.58	192	16,089	659	882	42.76	57.24
6	12	2016	1	17	1,539	9.57	193	16,089	806	733	52.37	47.63
7	29	2016	6	18	1,538	9.56	194	16,089	733	805	47.66	52.34
8	7	2016	1	13	1,538	9.56	195	16,089	707	831	45.97	54.03
8	12	2016	6	12	1,538	9.56	196	16,089	762	776	49.54	50.46
10	9	2016	1	14	1,538	9.56	197	16,089	661	877	42.98	57.02
10	14	2016	6	16	1,538	9.56	198	16,089	810	728	52.67	47.33
10	28	2016	6	16	1,538	9.56	199	16,089	794	744	51.63	48.37
8	1	2016	2	15	1,535	9.54	200	16,089	773	762	50.36	49.64



**AADT=** 75,566     
**K 30 FACTOR=** 10.78     
**K 100 FACTOR=** 10.27     
**K 200 FACTOR=** 9.86     
**D 30 FACTOR=** 56.23



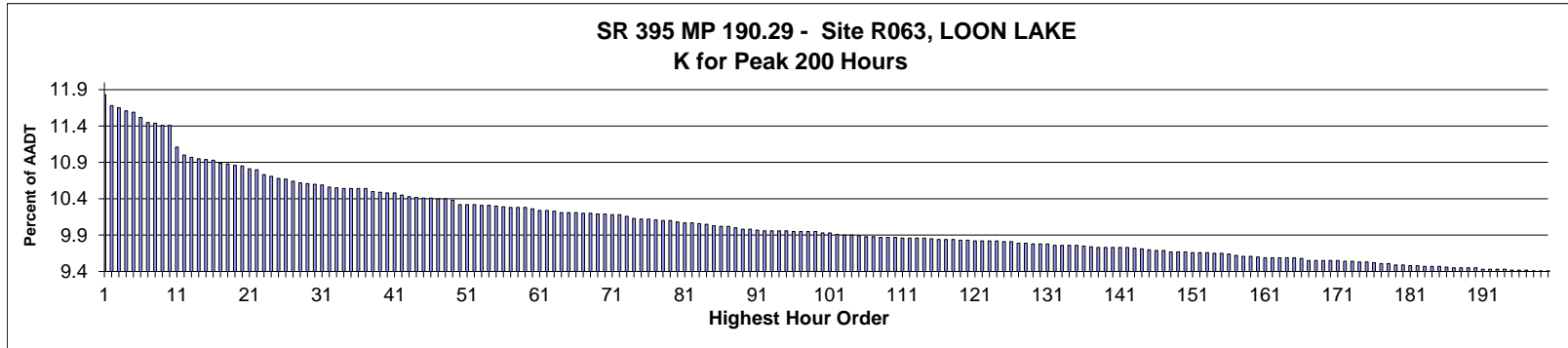
MO	DY	YR	DAY OF WK	HR	HR VOL	PERCENT OF AADT	HOUR NUMBER	AADT	EAST VOLUME	WEST VOLUME	PERCENT EAST IS OF TOTAL VOLUME	PERCENT WEST IS OF TOTAL VOLUME
8	30	2016	3	18	8,539	11.30	1	75,566	4,975	3,564	58.26	41.74
6	9	2016	5	18	8,457	11.19	2	75,566	4,654	3,803	55.03	44.97
6	2	2016	5	18	8,445	11.18	3	75,566	4,673	3,772	55.33	44.67
9	22	2016	5	18	8,440	11.17	4	75,566	4,747	3,693	56.24	43.76
10	12	2016	4	18	8,415	11.14	5	75,566	4,591	3,824	54.56	45.44
9	15	2016	5	18	8,364	11.07	6	75,566	4,704	3,660	56.24	43.76
10	11	2016	3	18	8,360	11.06	7	75,566	4,709	3,651	56.33	43.67
8	31	2016	4	18	8,343	11.04	8	75,566	4,706	3,637	56.41	43.59
9	1	2016	5	18	8,318	11.01	9	75,566	4,606	3,712	55.37	44.63
8	24	2016	4	18	8,308	10.99	10	75,566	4,582	3,726	55.15	44.85
10	18	2016	3	18	8,264	10.94	11	75,566	4,664	3,600	56.44	43.56
10	4	2016	3	18	8,260	10.93	12	75,566	4,608	3,652	55.79	44.21
10	19	2016	4	18	8,235	10.90	13	75,566	4,588	3,647	55.71	44.29
9	13	2016	3	18	8,228	10.89	14	75,566	4,594	3,634	55.83	44.17
9	8	2016	5	18	8,227	10.89	15	75,566	4,530	3,697	55.06	44.94
6	1	2016	4	18	8,211	10.87	16	75,566	4,552	3,659	55.44	44.56

MO	DY	YR	DAY OF WK	HR	HR VOL	PERCENT OF AADT	HOUR NUMBER	AADT	EAST VOLUME	WEST VOLUME	PERCENT IS OF TOTAL VOLUME	PERCENT WEST IS OF TOTAL VOLUME
6	14	2016	3	18	8,206	10.86	17	75,566	4,556	3,650	55.52	44.48
9	28	2016	4	18	8,205	10.86	18	75,566	4,630	3,575	56.43	43.57
9	6	2016	3	18	8,197	10.85	19	75,566	4,573	3,624	55.79	44.21
10	6	2016	5	18	8,194	10.84	20	75,566	4,479	3,715	54.66	45.34
10	20	2016	5	18	8,193	10.84	21	75,566	4,640	3,553	56.63	43.37
10	3	2016	2	18	8,190	10.84	22	75,566	4,546	3,644	55.51	44.49
9	14	2016	4	18	8,187	10.83	23	75,566	4,463	3,724	54.51	45.49
10	5	2016	4	18	8,185	10.83	24	75,566	4,546	3,639	55.54	44.46
6	7	2016	3	18	8,183	10.83	25	75,566	4,684	3,499	57.24	42.76
10	27	2016	5	18	8,167	10.81	26	75,566	4,589	3,578	56.19	43.81
8	23	2016	3	18	8,159	10.80	27	75,566	4,589	3,570	56.24	43.76
9	29	2016	5	18	8,156	10.79	28	75,566	4,472	3,684	54.83	45.17
12	1	2016	5	18	8,146	10.78	29	75,566	4,497	3,649	55.21	44.79
8	25	2016	5	18	8,145	10.78	30	75,566	4,580	3,565	56.23	43.77
11	17	2016	5	18	8,130	10.76	31	75,566	4,678	3,452	57.54	42.46
9	21	2016	4	18	8,128	10.76	32	75,566	4,462	3,666	54.90	45.10
9	7	2016	4	18	8,109	10.73	33	75,566	4,455	3,654	54.94	45.06
10	25	2016	3	18	8,107	10.73	34	75,566	4,517	3,590	55.72	44.28
10	17	2016	2	18	8,106	10.73	35	75,566	4,516	3,590	55.71	44.29
8	29	2016	2	18	8,098	10.72	36	75,566	4,615	3,483	56.99	43.01
3	2	2016	4	18	8,095	10.71	37	75,566	4,469	3,626	55.21	44.79
9	27	2016	3	18	8,095	10.71	38	75,566	4,526	3,569	55.91	44.09
3	10	2016	5	18	8,093	10.71	39	75,566	4,562	3,531	56.37	43.63
11	10	2016	5	18	8,085	10.70	40	75,566	4,441	3,644	54.93	45.07
11	3	2016	5	18	8,084	10.70	41	75,566	4,451	3,633	55.06	44.94
2	23	2016	3	18	8,078	10.69	42	75,566	4,699	3,379	58.17	41.83
3	15	2016	3	18	8,075	10.69	43	75,566	4,664	3,411	57.76	42.24
11	1	2016	3	18	8,074	10.68	44	75,566	4,683	3,391	58.00	42.00
2	25	2016	5	18	8,072	10.68	45	75,566	4,578	3,494	56.71	43.29
7	12	2016	3	18	8,067	10.68	46	75,566	4,455	3,612	55.22	44.78
8	17	2016	4	18	8,066	10.67	47	75,566	4,484	3,582	55.59	44.41
12	21	2016	4	18	8,061	10.67	48	75,566	4,551	3,510	56.46	43.54
10	13	2016	5	18	8,046	10.65	49	75,566	4,382	3,664	54.46	45.54
3	23	2016	4	18	8,044	10.64	50	75,566	4,514	3,530	56.12	43.88
3	31	2016	5	18	8,043	10.64	51	75,566	4,420	3,623	54.95	45.05
9	20	2016	3	18	8,043	10.64	52	75,566	4,618	3,425	57.42	42.58
3	8	2016	3	18	8,027	10.62	53	75,566	4,551	3,476	56.70	43.30
6	8	2016	4	18	8,016	10.61	54	75,566	4,477	3,539	55.85	44.15
2	17	2016	4	18	8,007	10.60	55	75,566	4,485	3,522	56.01	43.99
3	3	2016	5	18	8,006	10.59	56	75,566	4,493	3,513	56.12	43.88
7	27	2016	4	18	8,005	10.59	57	75,566	4,436	3,569	55.42	44.58
7	14	2016	5	18	8,003	10.59	58	75,566	4,253	3,750	53.14	46.86
3	17	2016	5	18	7,993	10.58	59	75,566	4,452	3,541	55.70	44.30
3	22	2016	3	18	7,987	10.57	60	75,566	4,447	3,540	55.68	44.32
9	19	2016	2	18	7,980	10.56	61	75,566	4,463	3,517	55.93	44.07
2	22	2016	2	18	7,972	10.55	62	75,566	4,466	3,506	56.02	43.98
10	26	2016	4	18	7,968	10.54	63	75,566	4,373	3,595	54.88	45.12
7	20	2016	4	18	7,966	10.54	64	75,566	4,537	3,429	56.95	43.05
8	9	2016	3	18	7,938	10.50	65	75,566	4,501	3,437	56.70	43.30
7	19	2016	3	18	7,930	10.49	66	75,566	4,486	3,444	56.57	43.43
7	6	2016	4	18	7,920	10.48	67	75,566	4,387	3,533	55.39	44.61

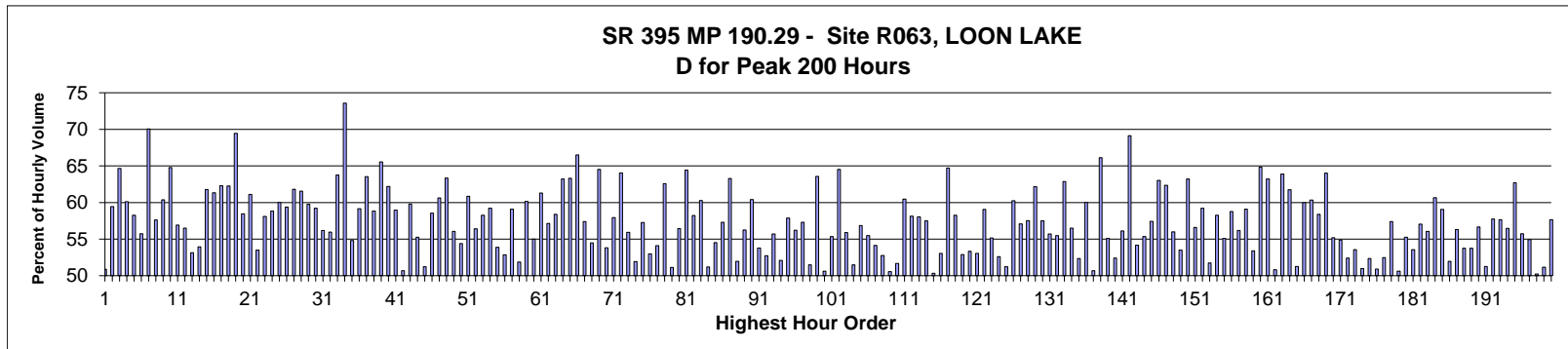
MO	DY	YR	DAY OF WK	HR	HR VOL	PERCENT OF AADT	HOUR NUMBER	AADT	EAST VOLUME	WEST VOLUME	PERCENT IS OF TOTAL VOLUME	PERCENT WEST IS OF TOTAL VOLUME
11	16	2016	4	18	7,919	10.48	68	75,566	4,333	3,586	54.72	45.28
7	7	2016	5	18	7,917	10.48	69	75,566	4,242	3,675	53.58	46.42
11	30	2016	4	18	7,913	10.47	70	75,566	4,460	3,453	56.36	43.64
8	16	2016	3	18	7,903	10.46	71	75,566	4,321	3,582	54.68	45.32
3	29	2016	3	18	7,900	10.45	72	75,566	4,394	3,506	55.62	44.38
12	7	2016	4	17	7,897	10.45	73	75,566	4,576	3,321	57.95	42.05
2	24	2016	4	18	7,892	10.44	74	75,566	4,395	3,497	55.69	44.31
6	13	2016	2	18	7,892	10.44	75	75,566	4,423	3,469	56.04	43.96
6	6	2016	2	18	7,887	10.44	76	75,566	4,451	3,436	56.43	43.57
8	22	2016	2	18	7,886	10.44	77	75,566	4,373	3,513	55.45	44.55
11	2	2016	4	18	7,883	10.43	78	75,566	4,377	3,506	55.52	44.48
3	1	2016	3	18	7,881	10.43	79	75,566	4,388	3,493	55.68	44.32
9	26	2016	2	18	7,873	10.42	80	75,566	4,379	3,494	55.62	44.38
3	16	2016	4	18	7,872	10.42	81	75,566	4,381	3,491	55.65	44.35
3	30	2016	4	18	7,872	10.42	82	75,566	4,426	3,446	56.22	43.78
2	9	2016	3	18	7,865	10.41	83	75,566	4,403	3,462	55.98	44.02
11	15	2016	3	18	7,854	10.39	84	75,566	4,378	3,476	55.74	44.26
7	21	2016	5	18	7,852	10.39	85	75,566	4,279	3,573	54.50	45.50
8	4	2016	5	18	7,848	10.39	86	75,566	4,189	3,659	53.38	46.62
12	7	2016	4	18	7,842	10.38	87	75,566	4,441	3,401	56.63	43.37
12	1	2016	5	17	7,841	10.38	88	75,566	4,514	3,327	57.57	42.43
2	10	2016	4	18	7,834	10.37	89	75,566	4,359	3,475	55.64	44.36
3	24	2016	5	18	7,833	10.37	90	75,566	4,361	3,472	55.67	44.33
2	11	2016	5	18	7,831	10.36	91	75,566	4,331	3,500	55.31	44.69
8	30	2016	3	17	7,830	10.36	92	75,566	4,703	3,127	60.06	39.94
10	10	2016	2	18	7,827	10.36	93	75,566	4,264	3,563	54.48	45.52
12	13	2016	3	18	7,820	10.35	94	75,566	4,385	3,435	56.07	43.93
11	22	2016	3	17	7,807	10.33	95	75,566	4,487	3,320	57.47	42.53
7	26	2016	3	18	7,806	10.33	96	75,566	4,268	3,538	54.68	45.32
10	24	2016	2	18	7,794	10.31	97	75,566	4,301	3,493	55.18	44.82
8	3	2016	4	18	7,790	10.31	98	75,566	4,285	3,505	55.01	44.99
11	9	2016	4	18	7,786	10.30	99	75,566	4,281	3,505	54.98	45.02
2	16	2016	3	17	7,764	10.27	100	75,566	4,642	3,122	59.79	40.21
7	11	2016	2	18	7,764	10.27	101	75,566	4,355	3,409	56.09	43.91
11	10	2016	5	17	7,763	10.27	102	75,566	4,437	3,326	57.16	42.84
9	12	2016	2	18	7,759	10.27	103	75,566	4,389	3,370	56.57	43.43
7	28	2016	5	18	7,758	10.27	104	75,566	4,222	3,536	54.42	45.58
3	9	2016	4	18	7,748	10.25	105	75,566	4,378	3,370	56.50	43.50
3	28	2016	2	18	7,742	10.25	106	75,566	4,383	3,359	56.61	43.39
8	2	2016	3	18	7,741	10.24	107	75,566	4,300	3,441	55.55	44.45
3	21	2016	2	18	7,739	10.24	108	75,566	4,339	3,400	56.07	43.93
8	11	2016	5	18	7,739	10.24	109	75,566	4,156	3,583	53.70	46.30
8	18	2016	5	18	7,739	10.24	110	75,566	4,228	3,511	54.63	45.37
8	25	2016	5	17	7,721	10.22	111	75,566	4,416	3,305	57.19	42.81
8	10	2016	4	18	7,717	10.21	112	75,566	4,266	3,451	55.28	44.72
11	22	2016	3	18	7,717	10.21	113	75,566	4,080	3,637	52.87	47.13
11	17	2016	5	17	7,714	10.21	114	75,566	4,513	3,201	58.50	41.50
11	29	2016	3	18	7,714	10.21	115	75,566	4,300	3,414	55.74	44.26
6	9	2016	5	17	7,712	10.21	116	75,566	4,405	3,307	57.12	42.88
11	16	2016	4	17	7,711	10.20	117	75,566	4,532	3,179	58.77	41.23
7	13	2016	4	18	7,707	10.20	118	75,566	4,196	3,511	54.44	45.56

MO	DY	YR	DAY OF WK	HR	HR VOL	PERCENT OF AADT	HOUR NUMBER	AADT	EAST VOLUME	WEST VOLUME	PERCENT IS OF TOTAL VOLUME	PERCENT WEST IS OF TOTAL VOLUME
2	4	2016	5	18	7,705	10.20	119	75,566	4,378	3,327	56.82	43.18
9	1	2016	5	17	7,698	10.19	120	75,566	4,484	3,214	58.25	41.75
11	7	2016	2	17	7,695	10.18	121	75,566	4,515	3,180	58.67	41.33
11	8	2016	3	18	7,685	10.17	122	75,566	4,264	3,421	55.48	44.52
10	19	2016	4	17	7,678	10.16	123	75,566	4,408	3,270	57.41	42.59
10	25	2016	3	17	7,671	10.15	124	75,566	4,554	3,117	59.37	40.63
10	5	2016	4	17	7,666	10.14	125	75,566	4,360	3,306	56.87	43.13
10	6	2016	5	17	7,664	10.14	126	75,566	4,446	3,218	58.01	41.99
10	27	2016	5	17	7,664	10.14	127	75,566	4,556	3,108	59.45	40.55
11	9	2016	4	17	7,663	10.14	128	75,566	4,489	3,174	58.58	41.42
7	14	2016	5	17	7,662	10.14	129	75,566	4,354	3,308	56.83	43.17
3	7	2016	2	18	7,661	10.14	130	75,566	4,318	3,343	56.36	43.64
7	18	2016	2	18	7,659	10.14	131	75,566	4,280	3,379	55.88	44.12
10	13	2016	5	17	7,657	10.13	132	75,566	4,423	3,234	57.76	42.24
12	6	2016	3	17	7,641	10.11	133	75,566	4,443	3,198	58.15	41.85
2	16	2016	3	18	7,639	10.11	134	75,566	4,205	3,434	55.05	44.95
9	8	2016	5	17	7,632	10.10	135	75,566	4,451	3,181	58.32	41.68
1	7	2016	5	18	7,631	10.10	136	75,566	4,282	3,349	56.11	43.89
3	10	2016	5	17	7,631	10.10	137	75,566	4,354	3,277	57.06	42.94
1	27	2016	4	18	7,624	10.09	138	75,566	4,259	3,365	55.86	44.14
3	24	2016	5	17	7,621	10.09	139	75,566	4,420	3,201	58.00	42.00
10	26	2016	4	17	7,620	10.08	140	75,566	4,403	3,217	57.78	42.22
9	15	2016	5	17	7,612	10.07	141	75,566	4,366	3,246	57.36	42.64
9	21	2016	4	17	7,609	10.07	142	75,566	4,341	3,268	57.05	42.95
12	20	2016	3	17	7,606	10.07	143	75,566	4,042	3,564	53.14	46.86
12	13	2016	3	17	7,604	10.06	144	75,566	4,340	3,264	57.08	42.92
8	1	2016	2	18	7,602	10.06	145	75,566	4,251	3,351	55.92	44.08
9	6	2016	3	17	7,602	10.06	146	75,566	4,341	3,261	57.10	42.90
10	31	2016	2	18	7,600	10.06	147	75,566	4,282	3,318	56.34	43.66
11	30	2016	4	17	7,587	10.04	148	75,566	4,477	3,110	59.01	40.99
10	4	2016	3	17	7,579	10.03	149	75,566	4,415	3,164	58.25	41.75
11	29	2016	3	17	7,577	10.03	150	75,566	4,432	3,145	58.49	41.51
1	20	2016	4	18	7,570	10.02	151	75,566	4,278	3,292	56.51	43.49
2	18	2016	5	18	7,570	10.02	152	75,566	4,220	3,350	55.75	44.25
8	23	2016	3	17	7,570	10.02	153	75,566	4,413	3,157	58.30	41.70
11	15	2016	3	17	7,570	10.02	154	75,566	4,440	3,130	58.65	41.35
3	14	2016	2	18	7,567	10.01	155	75,566	4,203	3,364	55.54	44.46
11	14	2016	2	18	7,567	10.01	156	75,566	4,260	3,307	56.30	43.70
6	2	2016	5	17	7,564	10.01	157	75,566	4,363	3,201	57.68	42.32
10	31	2016	2	17	7,563	10.01	158	75,566	4,419	3,144	58.43	41.57
10	11	2016	3	17	7,562	10.01	159	75,566	4,366	3,196	57.74	42.26
9	20	2016	3	17	7,560	10.00	160	75,566	4,400	3,160	58.20	41.80
9	27	2016	3	17	7,559	10.00	161	75,566	4,397	3,162	58.17	41.83
12	22	2016	5	17	7,556	10.00	162	75,566	3,956	3,600	52.36	47.64
6	7	2016	3	17	7,554	10.00	163	75,566	4,365	3,189	57.78	42.22
1	21	2016	5	18	7,550	9.99	164	75,566	4,244	3,306	56.21	43.79
9	28	2016	4	17	7,549	9.99	165	75,566	4,364	3,185	57.81	42.19
11	21	2016	2	18	7,546	9.99	166	75,566	4,177	3,369	55.35	44.65
1	28	2016	5	18	7,545	9.98	167	75,566	4,217	3,328	55.89	44.11
3	23	2016	4	17	7,542	9.98	168	75,566	4,411	3,131	58.49	41.51
12	5	2016	2	17	7,540	9.98	169	75,566	4,347	3,193	57.65	42.35

MO	DY	YR	DAY OF WK	HR	HR VOL	PERCENT OF AADT	HOUR NUMBER	AADT	EAST VOLUME	WEST VOLUME	PERCENT EAST IS OF TOTAL VOLUME	PERCENT WEST IS OF TOTAL VOLUME
2	10	2016	4	17	7,539	9.98	170	75,566	4,449	3,090	59.01	40.99
11	7	2016	2	18	7,537	9.97	171	75,566	4,215	3,322	55.92	44.08
2	2	2016	3	18	7,526	9.96	172	75,566	4,367	3,159	58.03	41.97
2	4	2016	5	17	7,526	9.96	173	75,566	4,450	3,076	59.13	40.87
12	6	2016	3	18	7,526	9.96	174	75,566	4,056	3,470	53.89	46.11
12	21	2016	4	17	7,521	9.95	175	75,566	4,043	3,478	53.76	46.24
3	8	2016	3	17	7,518	9.95	176	75,566	4,407	3,111	58.62	41.38
11	28	2016	2	18	7,518	9.95	177	75,566	4,268	3,250	56.77	43.23
8	8	2016	2	18	7,510	9.94	178	75,566	4,052	3,458	53.95	46.05
10	20	2016	5	17	7,508	9.94	179	75,566	4,354	3,154	57.99	42.01
2	2	2016	3	17	7,507	9.93	180	75,566	4,516	2,991	60.16	39.84
11	2	2016	4	17	7,507	9.93	181	75,566	4,358	3,149	58.05	41.95
3	22	2016	3	17	7,505	9.93	182	75,566	4,405	3,100	58.69	41.31
8	18	2016	5	17	7,505	9.93	183	75,566	4,356	3,149	58.04	41.96
9	13	2016	3	17	7,505	9.93	184	75,566	4,361	3,144	58.11	41.89
8	2	2016	3	17	7,496	9.92	185	75,566	4,329	3,167	57.75	42.25
2	3	2016	4	18	7,491	9.91	186	75,566	4,231	3,260	56.48	43.52
2	11	2016	5	17	7,488	9.91	187	75,566	4,364	3,124	58.28	41.72
3	31	2016	5	17	7,487	9.91	188	75,566	4,318	3,169	57.67	42.33
3	17	2016	5	17	7,484	9.90	189	75,566	4,287	3,197	57.28	42.72
6	3	2016	6	16	7,484	9.90	190	75,566	4,240	3,244	56.65	43.35
2	25	2016	5	17	7,483	9.90	191	75,566	4,377	3,106	58.49	41.51
2	9	2016	3	17	7,481	9.90	192	75,566	4,345	3,136	58.08	41.92
7	25	2016	2	18	7,479	9.90	193	75,566	4,115	3,364	55.02	44.98
10	12	2016	4	17	7,479	9.90	194	75,566	4,278	3,201	57.20	42.80
1	28	2016	5	17	7,468	9.88	195	75,566	4,437	3,031	59.41	40.59
11	8	2016	3	17	7,467	9.88	196	75,566	4,345	3,122	58.19	41.81
7	28	2016	5	17	7,466	9.88	197	75,566	4,244	3,222	56.84	43.16
6	14	2016	3	17	7,463	9.88	198	75,566	4,207	3,256	56.37	43.63
3	30	2016	4	17	7,458	9.87	199	75,566	4,341	3,117	58.21	41.79
8	24	2016	4	17	7,453	9.86	200	75,566	4,292	3,161	57.59	42.41



**AADT= 9,158      K 30 FACTOR= 10.60      K 100 FACTOR= 9.93      K 200 FACTOR= 9.41      D 30 FACTOR= 59.22**



MO	DY	YR	DAY OF WK	HR	HR VOL	PERCENT OF AADT	HOUR NUMBER	AADT	NORTH VOLUME	SOUTH VOLUME	PERCENT NORTH IS OF TOTAL VOLUME	PERCENT SOUTH IS OF TOTAL VOLUME
7	9	2016	7	13	1,083	11.83	1	9,158	551	532	50.88	49.12
7	4	2016	2	13	1,070	11.68	2	9,158	434	636	40.56	59.44
5	27	2016	6	17	1,067	11.65	3	9,158	690	377	64.67	35.33
9	2	2016	6	17	1,063	11.61	4	9,158	639	424	60.11	39.89
7	1	2016	6	15	1,061	11.59	5	9,158	618	443	58.25	41.75
7	3	2016	1	13	1,055	11.52	6	9,158	588	467	55.73	44.27
7	1	2016	6	18	1,049	11.45	7	9,158	735	314	70.07	29.93
7	1	2016	6	14	1,048	11.44	8	9,158	604	444	57.63	42.37
7	1	2016	6	16	1,045	11.41	9	9,158	631	414	60.38	39.62
7	1	2016	6	17	1,045	11.41	10	9,158	677	368	64.78	35.22
8	26	2016	6	17	1,017	11.11	11	9,158	579	438	56.93	43.07
9	2	2016	6	16	1,007	11.00	12	9,158	569	438	56.50	43.50
7	9	2016	7	17	1,005	10.97	13	9,158	471	534	46.87	53.13
7	1	2016	6	13	1,003	10.95	14	9,158	541	462	53.94	46.06
8	5	2016	6	17	1,002	10.94	15	9,158	619	383	61.78	38.22
7	3	2016	1	14	1,001	10.93	16	9,158	614	387	61.34	38.66

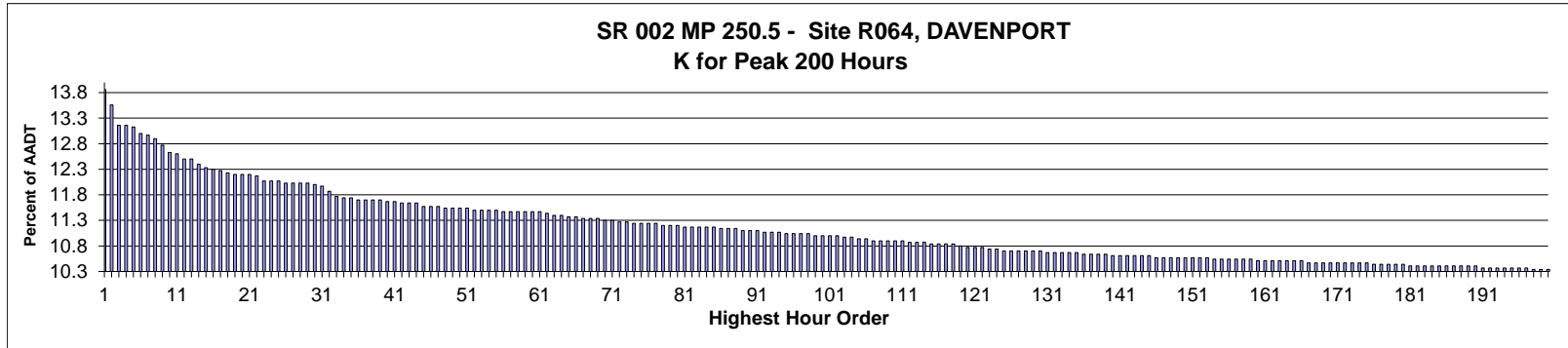


MO	DY	YR	DAY OF WK	HR	HR VOL	PERCENT OF AADT	HOUR NUMBER	AADT	NORTH VOLUME	SOUTH VOLUME	PERCENT NORTH IS OF TOTAL VOLUME	PERCENT SOUTH IS OF TOTAL VOLUME
7	4	2016	2	14	997	10.89	17	9,158	376	621	37.71	62.29
7	2	2016	7	14	996	10.88	18	9,158	620	376	62.25	37.75
5	27	2016	6	18	995	10.86	19	9,158	691	304	69.45	30.55
10	7	2016	6	17	994	10.85	20	9,158	581	413	58.45	41.55
6	17	2016	6	17	990	10.81	21	9,158	605	385	61.11	38.89
11	4	2016	6	17	989	10.80	22	9,158	529	460	53.49	46.51
10	21	2016	6	17	983	10.73	23	9,158	571	412	58.09	41.91
6	3	2016	6	17	981	10.71	24	9,158	577	404	58.82	41.18
8	12	2016	6	17	978	10.68	25	9,158	587	391	60.02	39.98
7	2	2016	7	12	977	10.67	26	9,158	580	397	59.37	40.63
7	2	2016	7	13	974	10.64	27	9,158	602	372	61.81	38.19
7	31	2016	1	13	973	10.62	28	9,158	374	599	38.44	61.56
5	27	2016	6	16	972	10.61	29	9,158	581	391	59.77	40.23
4	15	2016	6	17	971	10.60	30	9,158	575	396	59.22	40.78
9	9	2016	6	17	970	10.59	31	9,158	545	425	56.19	43.81
7	8	2016	6	16	967	10.56	32	9,158	541	426	55.95	44.05
6	3	2016	6	18	966	10.55	33	9,158	616	350	63.77	36.23
7	1	2016	6	19	965	10.54	34	9,158	710	255	73.58	26.42
7	29	2016	6	15	965	10.54	35	9,158	529	436	54.82	45.18
7	29	2016	6	16	965	10.54	36	9,158	571	394	59.17	40.83
7	29	2016	6	18	965	10.54	37	9,158	613	352	63.52	36.48
5	6	2016	6	17	962	10.50	38	9,158	566	396	58.84	41.16
4	22	2016	6	18	961	10.49	39	9,158	630	331	65.56	34.44
4	22	2016	6	17	960	10.48	40	9,158	597	363	62.19	37.81
8	5	2016	6	16	960	10.48	41	9,158	566	394	58.96	41.04
7	1	2016	6	12	957	10.45	42	9,158	485	472	50.68	49.32
9	16	2016	6	17	955	10.43	43	9,158	571	384	59.79	40.21
6	17	2016	6	16	954	10.42	44	9,158	527	427	55.24	44.76
7	2	2016	7	11	953	10.41	45	9,158	488	465	51.21	48.79
8	5	2016	6	15	953	10.41	46	9,158	558	395	58.55	41.45
7	29	2016	6	17	952	10.40	47	9,158	577	375	60.61	39.39
8	12	2016	6	18	952	10.40	48	9,158	603	349	63.34	36.66
8	26	2016	6	16	951	10.38	49	9,158	533	418	56.05	43.95
5	13	2016	6	16	945	10.32	50	9,158	514	431	54.39	45.61
7	15	2016	6	17	945	10.32	51	9,158	575	370	60.85	39.15
9	30	2016	6	17	945	10.32	52	9,158	533	412	56.40	43.60
7	30	2016	7	13	944	10.31	53	9,158	550	394	58.26	41.74
9	9	2016	6	18	944	10.31	54	9,158	559	385	59.22	40.78
10	21	2016	6	16	943	10.30	55	9,158	508	435	53.87	46.13
7	15	2016	6	15	942	10.29	56	9,158	498	444	52.87	47.13
5	13	2016	6	17	941	10.28	57	9,158	556	385	59.09	40.91
7	10	2016	1	14	941	10.28	58	9,158	453	488	48.14	51.86
7	15	2016	6	16	941	10.28	59	9,158	566	375	60.15	39.85
9	23	2016	6	17	940	10.26	60	9,158	517	423	55.00	45.00
6	24	2016	6	17	938	10.24	61	9,158	575	363	61.30	38.70
7	27	2016	4	17	938	10.24	62	9,158	536	402	57.14	42.86
10	14	2016	6	17	937	10.23	63	9,158	547	390	58.38	41.62
7	22	2016	6	18	935	10.21	64	9,158	591	344	63.21	36.79
8	19	2016	6	18	935	10.21	65	9,158	592	343	63.32	36.68
9	2	2016	6	18	935	10.21	66	9,158	622	313	66.52	33.48
4	29	2016	6	17	934	10.20	67	9,158	536	398	57.39	42.61

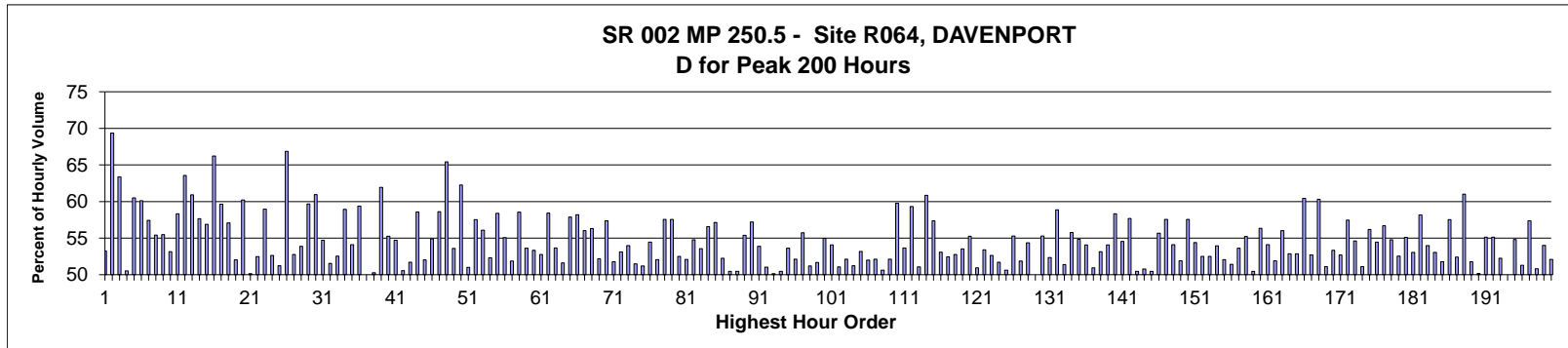
MO	DY	YR	DAY OF WK	HR	HR VOL	PERCENT OF AADT	HOUR NUMBER	AADT	NORTH VOLUME	SOUTH VOLUME	PERCENT NORTH IS OF TOTAL VOLUME	PERCENT SOUTH IS OF TOTAL VOLUME
8	12	2016	6	16	934	10.20	68	9,158	509	425	54.50	45.50
7	15	2016	6	18	933	10.19	69	9,158	602	331	64.52	35.48
7	23	2016	7	12	933	10.19	70	9,158	502	431	53.80	46.20
7	5	2016	3	13	932	10.18	71	9,158	392	540	42.06	57.94
8	5	2016	6	18	932	10.18	72	9,158	597	335	64.06	35.94
5	20	2016	6	17	930	10.16	73	9,158	520	410	55.91	44.09
7	30	2016	7	12	928	10.13	74	9,158	482	446	51.94	48.06
8	14	2016	1	13	927	10.12	75	9,158	396	531	42.72	57.28
11	18	2016	6	17	927	10.12	76	9,158	491	436	52.97	47.03
8	12	2016	6	15	926	10.11	77	9,158	501	425	54.10	45.90
7	2	2016	7	15	925	10.10	78	9,158	579	346	62.59	37.41
9	3	2016	7	12	925	10.10	79	9,158	473	452	51.14	48.86
7	4	2016	2	12	923	10.08	80	9,158	402	521	43.55	56.45
5	30	2016	2	13	922	10.07	81	9,158	328	594	35.57	64.43
8	19	2016	6	15	922	10.07	82	9,158	537	385	58.24	41.76
7	4	2016	2	15	921	10.06	83	9,158	366	555	39.74	60.26
7	5	2016	3	16	920	10.05	84	9,158	471	449	51.20	48.80
6	17	2016	6	15	919	10.03	85	9,158	501	418	54.52	45.48
4	1	2016	6	17	918	10.02	86	9,158	526	392	57.30	42.70
7	22	2016	6	17	918	10.02	87	9,158	581	337	63.29	36.71
7	10	2016	1	13	916	10.00	88	9,158	440	476	48.03	51.97
7	31	2016	1	14	914	9.98	89	9,158	400	514	43.76	56.24
8	19	2016	6	17	914	9.98	90	9,158	552	362	60.39	39.61
9	3	2016	7	13	913	9.97	91	9,158	491	422	53.78	46.22
6	3	2016	6	16	912	9.96	92	9,158	481	431	52.74	47.26
7	3	2016	1	12	912	9.96	93	9,158	508	404	55.70	44.30
7	8	2016	6	15	912	9.96	94	9,158	475	437	52.08	47.92
10	14	2016	6	16	912	9.96	95	9,158	528	384	57.89	42.11
4	8	2016	6	17	911	9.95	96	9,158	512	399	56.20	43.80
5	28	2016	7	12	911	9.95	97	9,158	522	389	57.30	42.70
8	13	2016	7	12	911	9.95	98	9,158	469	442	51.48	48.52
10	21	2016	6	18	911	9.95	99	9,158	579	332	63.56	36.44
7	5	2016	3	15	909	9.93	100	9,158	460	449	50.61	49.39
7	22	2016	6	15	909	9.93	101	9,158	503	406	55.34	44.66
7	8	2016	6	18	908	9.91	102	9,158	586	322	64.54	35.46
7	3	2016	1	16	907	9.90	103	9,158	507	400	55.90	44.10
9	9	2016	6	16	907	9.90	104	9,158	467	440	51.49	48.51
10	28	2016	6	17	906	9.89	105	9,158	515	391	56.84	43.16
7	24	2016	1	13	905	9.88	106	9,158	403	502	44.53	55.47
11	10	2016	5	17	905	9.88	107	9,158	490	415	54.14	45.86
7	29	2016	6	13	904	9.87	108	9,158	477	427	52.77	47.23
8	20	2016	7	12	904	9.87	109	9,158	447	457	49.45	50.55
11	4	2016	6	16	904	9.87	110	9,158	467	437	51.66	48.34
7	8	2016	6	17	903	9.86	111	9,158	546	357	60.47	39.53
7	31	2016	1	15	903	9.86	112	9,158	378	525	41.86	58.14
9	16	2016	6	18	903	9.86	113	9,158	524	379	58.03	41.97
11	11	2016	6	16	903	9.86	114	9,158	519	384	57.48	42.52
9	16	2016	6	16	902	9.85	115	9,158	448	454	49.67	50.33
2	26	2016	6	17	901	9.84	116	9,158	478	423	53.05	46.95
5	30	2016	2	14	901	9.84	117	9,158	318	583	35.29	64.71
11	11	2016	6	17	901	9.84	118	9,158	525	376	58.27	41.73

MO	DY	YR	DAY OF WK	HR	HR VOL	PERCENT OF AADT	HOUR NUMBER	AADT	NORTH VOLUME	SOUTH VOLUME	PERCENT NORTH IS OF TOTAL VOLUME	PERCENT SOUTH IS OF TOTAL VOLUME
7	8	2016	6	14	900	9.83	119	9,158	476	424	52.89	47.11
8	21	2016	1	13	900	9.83	120	9,158	420	480	46.67	53.33
5	6	2016	6	16	899	9.82	121	9,158	477	422	53.06	46.94
6	24	2016	6	16	899	9.82	122	9,158	531	368	59.07	40.93
7	22	2016	6	16	899	9.82	123	9,158	496	403	55.17	44.83
7	24	2016	1	14	899	9.82	124	9,158	426	473	47.39	52.61
8	14	2016	1	14	898	9.81	125	9,158	438	460	48.78	51.22
8	19	2016	6	16	898	9.81	126	9,158	541	357	60.24	39.76
8	5	2016	6	14	897	9.79	127	9,158	512	385	57.08	42.92
9	1	2016	5	17	897	9.79	128	9,158	516	381	57.53	42.47
5	20	2016	6	18	896	9.78	129	9,158	557	339	62.17	37.83
7	2	2016	7	17	896	9.78	130	9,158	515	381	57.48	42.52
7	23	2016	7	13	896	9.78	131	9,158	499	397	55.69	44.31
4	8	2016	6	16	894	9.76	132	9,158	496	398	55.48	44.52
6	10	2016	6	17	894	9.76	133	9,158	562	332	62.86	37.14
7	28	2016	5	17	894	9.76	134	9,158	505	389	56.49	43.51
8	20	2016	7	14	894	9.76	135	9,158	468	426	52.35	47.65
7	3	2016	1	15	893	9.75	136	9,158	536	357	60.02	39.98
10	28	2016	6	16	892	9.74	137	9,158	452	440	50.67	49.33
6	17	2016	6	18	891	9.73	138	9,158	589	302	66.11	33.89
7	5	2016	3	14	891	9.73	139	9,158	400	491	44.89	55.11
7	17	2016	1	13	891	9.73	140	9,158	424	467	47.59	52.41
8	12	2016	6	14	891	9.73	141	9,158	500	391	56.12	43.88
8	26	2016	6	19	891	9.73	142	9,158	616	275	69.14	30.86
8	5	2016	6	13	890	9.72	143	9,158	482	408	54.16	45.84
3	11	2016	6	17	889	9.71	144	9,158	492	397	55.34	44.66
7	9	2016	7	15	888	9.70	145	9,158	510	378	57.43	42.57
7	5	2016	3	12	887	9.69	146	9,158	328	559	36.98	63.02
9	5	2016	2	13	887	9.69	147	9,158	334	553	37.66	62.34
3	4	2016	6	17	886	9.67	148	9,158	496	390	55.98	44.02
6	19	2016	1	16	886	9.67	149	9,158	412	474	46.50	53.50
7	5	2016	3	11	886	9.67	150	9,158	326	560	36.79	63.21
7	2	2016	7	16	885	9.66	151	9,158	501	384	56.61	43.39
7	31	2016	1	16	885	9.66	152	9,158	361	524	40.79	59.21
9	23	2016	6	16	885	9.66	153	9,158	458	427	51.75	48.25
3	18	2016	6	17	884	9.65	154	9,158	515	369	58.26	41.74
10	7	2016	6	16	884	9.65	155	9,158	487	397	55.09	44.91
9	30	2016	6	18	883	9.64	156	9,158	519	364	58.78	41.22
7	9	2016	7	12	881	9.62	157	9,158	495	386	56.19	43.81
6	30	2016	5	17	880	9.61	158	9,158	520	360	59.09	40.91
7	8	2016	6	12	880	9.61	159	9,158	410	470	46.59	53.41
4	29	2016	6	18	879	9.60	160	9,158	570	309	64.85	35.15
5	6	2016	6	18	878	9.59	161	9,158	555	323	63.21	36.79
5	20	2016	6	15	878	9.59	162	9,158	432	446	49.20	50.80
7	4	2016	2	16	878	9.59	163	9,158	317	561	36.10	63.90
9	5	2016	2	14	878	9.59	164	9,158	336	542	38.27	61.73
9	30	2016	6	16	878	9.59	165	9,158	450	428	51.25	48.75
9	23	2016	6	18	877	9.58	166	9,158	526	351	59.98	40.02
5	27	2016	6	15	875	9.55	167	9,158	528	347	60.34	39.66
5	28	2016	7	13	875	9.55	168	9,158	511	364	58.40	41.60
5	30	2016	2	12	875	9.55	169	9,158	315	560	36.00	64.00

MO	DY	YR	DAY OF WK	HR	HR VOL	PERCENT OF AADT	HOUR NUMBER	AADT	NORTH VOLUME	SOUTH VOLUME	PERCENT NORTH IS OF TOTAL VOLUME	PERCENT SOUTH IS OF TOTAL VOLUME
6	4	2016	7	14	875	9.55	170	9,158	483	392	55.20	44.80
7	24	2016	1	15	875	9.55	171	9,158	395	480	45.14	54.86
6	26	2016	1	14	874	9.54	172	9,158	416	458	47.60	52.40
7	7	2016	5	16	874	9.54	173	9,158	468	406	53.55	46.45
7	15	2016	6	13	873	9.53	174	9,158	428	445	49.03	50.97
8	20	2016	7	13	873	9.53	175	9,158	457	416	52.35	47.65
8	12	2016	6	13	872	9.52	176	9,158	444	428	50.92	49.08
9	2	2016	6	13	871	9.51	177	9,158	414	457	47.53	52.47
9	2	2016	6	15	871	9.51	178	9,158	500	371	57.41	42.59
6	4	2016	7	11	869	9.49	179	9,158	429	440	49.37	50.63
8	20	2016	7	15	869	9.49	180	9,158	480	389	55.24	44.76
7	17	2016	1	14	868	9.48	181	9,158	403	465	46.43	53.57
7	17	2016	1	15	868	9.48	182	9,158	373	495	42.97	57.03
5	27	2016	6	14	867	9.47	183	9,158	486	381	56.06	43.94
7	21	2016	5	17	867	9.47	184	9,158	526	341	60.67	39.33
11	4	2016	6	18	867	9.47	185	9,158	512	355	59.05	40.95
4	29	2016	6	16	866	9.46	186	9,158	450	416	51.96	48.04
2	5	2016	6	17	865	9.45	187	9,158	487	378	56.30	43.70
8	19	2016	6	12	865	9.45	188	9,158	400	465	46.24	53.76
8	21	2016	1	14	865	9.45	189	9,158	400	465	46.24	53.76
9	6	2016	3	17	865	9.45	190	9,158	490	375	56.65	43.35
5	8	2016	1	14	864	9.43	191	9,158	421	443	48.73	51.27
7	7	2016	5	17	864	9.43	192	9,158	499	365	57.75	42.25
7	9	2016	7	14	864	9.43	193	9,158	498	366	57.64	42.36
8	21	2016	1	16	864	9.43	194	9,158	376	488	43.52	56.48
5	13	2016	6	18	863	9.42	195	9,158	541	322	62.69	37.31
7	10	2016	1	15	863	9.42	196	9,158	382	481	44.26	55.74
9	29	2016	5	17	863	9.42	197	9,158	474	389	54.92	45.08
5	8	2016	1	13	862	9.41	198	9,158	433	429	50.23	49.77
6	17	2016	6	14	862	9.41	199	9,158	441	421	51.16	48.84
7	31	2016	1	17	862	9.41	200	9,158	365	497	42.34	57.66



AADT= 3,008      K 30 FACTOR= 12.00      K 100 FACTOR= 11.00      K 200 FACTOR= 10.34      D 30 FACTOR= 60.94



MO	DY	YR	DAY OF WK	HR	HR VOL	PERCENT OF AADT	HOUR NUMBER	AADT	EAST VOLUME	WEST VOLUME	PERCENT EAST IS OF TOTAL VOLUME	PERCENT WEST IS OF TOTAL VOLUME
7	15	2016	6	17	417	13.86	1	3,008	195	222	46.76	53.24
5	30	2016	2	15	408	13.56	2	3,008	283	125	69.36	30.64
5	27	2016	6	17	396	13.16	3	3,008	145	251	36.62	63.38
7	15	2016	6	13	396	13.16	4	3,008	200	196	50.51	49.49
8	14	2016	1	15	395	13.13	5	3,008	239	156	60.51	39.49
8	12	2016	6	17	391	13.00	6	3,008	156	235	39.90	60.10
6	26	2016	1	17	390	12.97	7	3,008	166	224	42.56	57.44
8	12	2016	6	15	388	12.90	8	3,008	173	215	44.59	55.41
8	26	2016	6	16	384	12.77	9	3,008	171	213	44.53	55.47
7	1	2016	6	15	380	12.63	10	3,008	178	202	46.84	53.16
8	14	2016	1	14	379	12.60	11	3,008	221	158	58.31	41.69
5	27	2016	6	18	376	12.50	12	3,008	137	239	36.44	63.56
9	2	2016	6	18	376	12.50	13	3,008	147	229	39.10	60.90
5	27	2016	6	16	373	12.40	14	3,008	158	215	42.36	57.64
6	24	2016	6	15	371	12.33	15	3,008	211	160	56.87	43.13
5	30	2016	2	16	370	12.30	16	3,008	245	125	66.22	33.78

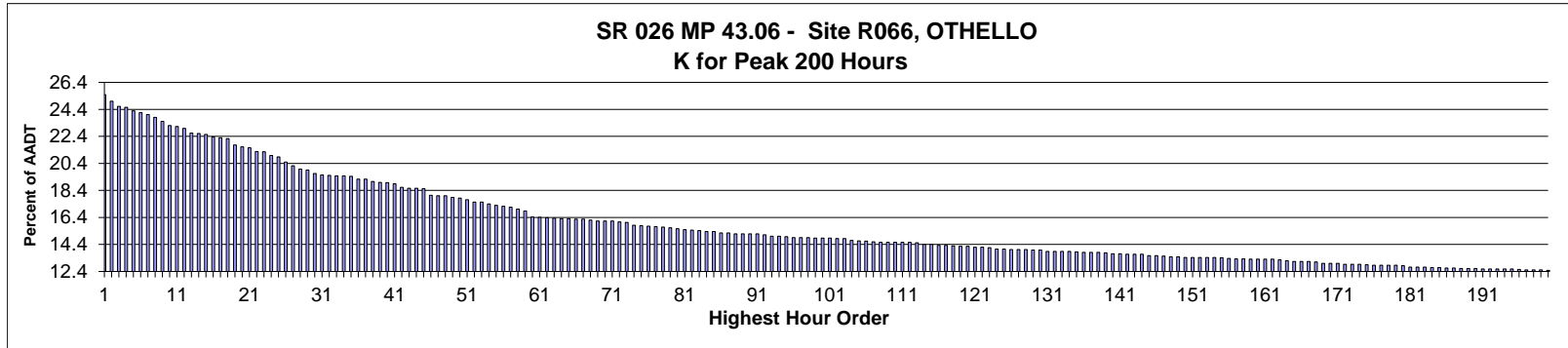
MO	DY	YR	DAY OF WK	HR	HR VOL	PERCENT OF AADT	HOUR NUMBER	AADT	EAST VOLUME	WEST VOLUME	PERCENT IS OF TOTAL VOLUME	PERCENT WEST IS OF TOTAL VOLUME
9	5	2016	2	15	369	12.27	17	3,008	220	149	59.62	40.38
6	24	2016	6	14	368	12.23	18	3,008	210	158	57.07	42.93
6	24	2016	6	17	367	12.20	19	3,008	191	176	52.04	47.96
7	1	2016	6	18	367	12.20	20	3,008	146	221	39.78	60.22
8	26	2016	6	17	367	12.20	21	3,008	184	183	50.14	49.86
7	28	2016	5	15	366	12.17	22	3,008	192	174	52.46	47.54
5	27	2016	6	15	363	12.07	23	3,008	149	214	41.05	58.95
6	24	2016	6	18	363	12.07	24	3,008	191	172	52.62	47.38
7	1	2016	6	13	363	12.07	25	3,008	177	186	48.76	51.24
5	30	2016	2	14	362	12.03	26	3,008	242	120	66.85	33.15
6	17	2016	6	12	362	12.03	27	3,008	191	171	52.76	47.24
6	17	2016	6	17	362	12.03	28	3,008	167	195	46.13	53.87
9	2	2016	6	17	362	12.03	29	3,008	146	216	40.33	59.67
7	1	2016	6	16	361	12.00	30	3,008	141	220	39.06	60.94
5	20	2016	6	17	360	11.97	31	3,008	163	197	45.28	54.72
9	16	2016	6	17	357	11.87	32	3,008	173	184	48.46	51.54
9	16	2016	6	15	354	11.77	33	3,008	186	168	52.54	47.46
8	12	2016	6	16	353	11.74	34	3,008	145	208	41.08	58.92
9	5	2016	2	13	353	11.74	35	3,008	191	162	54.11	45.89
7	5	2016	3	12	352	11.70	36	3,008	209	143	59.38	40.63
7	15	2016	6	15	352	11.70	37	3,008	176	176	50.00	50.00
7	29	2016	6	12	352	11.70	38	3,008	177	175	50.28	49.72
9	2	2016	6	19	352	11.70	39	3,008	134	218	38.07	61.93
8	7	2016	1	14	351	11.67	40	3,008	157	194	44.73	55.27
8	14	2016	1	13	351	11.67	41	3,008	192	159	54.70	45.30
7	8	2016	6	15	350	11.64	42	3,008	177	173	50.57	49.43
7	29	2016	6	14	350	11.64	43	3,008	181	169	51.71	48.29
8	12	2016	6	18	350	11.64	44	3,008	145	205	41.43	58.57
7	5	2016	3	15	348	11.57	45	3,008	167	181	47.99	52.01
8	12	2016	6	14	348	11.57	46	3,008	157	191	45.11	54.89
9	5	2016	2	14	348	11.57	47	3,008	204	144	58.62	41.38
5	30	2016	2	17	347	11.54	48	3,008	227	120	65.42	34.58
7	1	2016	6	12	347	11.54	49	3,008	186	161	53.60	46.40
7	17	2016	1	15	347	11.54	50	3,008	216	131	62.25	37.75
8	26	2016	6	14	347	11.54	51	3,008	170	177	48.99	51.01
5	6	2016	6	18	346	11.50	52	3,008	147	199	42.49	57.51
6	24	2016	6	16	346	11.50	53	3,008	194	152	56.07	43.93
6	30	2016	5	15	346	11.50	54	3,008	181	165	52.31	47.69
8	27	2016	7	13	346	11.50	55	3,008	202	144	58.38	41.62
4	30	2016	7	10	345	11.47	56	3,008	190	155	55.07	44.93
7	14	2016	5	12	345	11.47	57	3,008	166	179	48.12	51.88
8	14	2016	1	17	345	11.47	58	3,008	202	143	58.55	41.45
8	19	2016	6	16	345	11.47	59	3,008	160	185	46.38	53.62
9	23	2016	6	15	345	11.47	60	3,008	161	184	46.67	53.33
9	23	2016	6	16	345	11.47	61	3,008	163	182	47.25	52.75
7	5	2016	3	13	344	11.44	62	3,008	201	143	58.43	41.57
9	2	2016	6	14	343	11.40	63	3,008	159	184	46.36	53.64
9	2	2016	6	16	343	11.40	64	3,008	166	177	48.40	51.60
7	15	2016	6	14	342	11.37	65	3,008	144	198	42.11	57.89
10	14	2016	6	17	342	11.37	66	3,008	143	199	41.81	58.19
4	30	2016	7	11	341	11.34	67	3,008	191	150	56.01	43.99

MO	DY	YR	DAY OF WK	HR	HR VOL	PERCENT OF AADT	HOUR NUMBER	AADT	EAST VOLUME	WEST VOLUME	PERCENT EAST IS OF TOTAL VOLUME	PERCENT WEST IS OF TOTAL VOLUME
9	5	2016	2	16	341	11.34	68	3,008	192	149	56.30	43.70
10	1	2016	7	11	341	11.34	69	3,008	178	163	52.20	47.80
8	7	2016	1	15	340	11.30	70	3,008	195	145	57.35	42.65
8	19	2016	6	14	340	11.30	71	3,008	164	176	48.24	51.76
7	15	2016	6	16	339	11.27	72	3,008	159	180	46.90	53.10
9	2	2016	6	15	339	11.27	73	3,008	156	183	46.02	53.98
5	13	2016	6	18	338	11.24	74	3,008	174	164	51.48	48.52
6	10	2016	6	16	338	11.24	75	3,008	173	165	51.18	48.82
7	5	2016	3	14	338	11.24	76	3,008	184	154	54.44	45.56
8	26	2016	6	13	338	11.24	77	3,008	176	162	52.07	47.93
4	30	2016	7	12	337	11.20	78	3,008	194	143	57.57	42.43
5	28	2016	7	11	337	11.20	79	3,008	143	194	42.43	57.57
9	9	2016	6	17	337	11.20	80	3,008	160	177	47.48	52.52
6	26	2016	1	14	336	11.17	81	3,008	161	175	47.92	52.08
7	17	2016	1	12	336	11.17	82	3,008	184	152	54.76	45.24
8	5	2016	6	17	336	11.17	83	3,008	156	180	46.43	53.57
8	7	2016	1	17	336	11.17	84	3,008	190	146	56.55	43.45
8	14	2016	1	16	336	11.17	85	3,008	192	144	57.14	42.86
6	23	2016	5	15	335	11.14	86	3,008	175	160	52.24	47.76
7	22	2016	6	15	335	11.14	87	3,008	166	169	49.55	50.45
9	16	2016	6	18	335	11.14	88	3,008	166	169	49.55	50.45
7	5	2016	3	11	334	11.10	89	3,008	185	149	55.39	44.61
7	30	2016	7	12	334	11.10	90	3,008	191	143	57.19	42.81
8	7	2016	1	16	334	11.10	91	3,008	180	154	53.89	46.11
4	8	2016	6	18	333	11.07	92	3,008	170	163	51.05	48.95
7	16	2016	7	13	333	11.07	93	3,008	166	167	49.85	50.15
8	13	2016	7	12	333	11.07	94	3,008	165	168	49.55	50.45
5	20	2016	6	18	332	11.04	95	3,008	154	178	46.39	53.61
7	22	2016	6	17	332	11.04	96	3,008	159	173	47.89	52.11
8	5	2016	6	18	332	11.04	97	3,008	147	185	44.28	55.72
8	25	2016	5	17	332	11.04	98	3,008	162	170	48.80	51.20
5	30	2016	2	12	331	11.00	99	3,008	171	160	51.66	48.34
7	22	2016	6	18	331	11.00	100	3,008	149	182	45.02	54.98
7	28	2016	5	16	331	11.00	101	3,008	152	179	45.92	54.08
8	5	2016	6	13	331	11.00	102	3,008	162	169	48.94	51.06
7	29	2016	6	13	330	10.97	103	3,008	172	158	52.12	47.88
10	21	2016	6	16	330	10.97	104	3,008	161	169	48.79	51.21
7	8	2016	6	17	329	10.94	105	3,008	154	175	46.81	53.19
8	26	2016	6	12	329	10.94	106	3,008	171	158	51.98	48.02
6	3	2016	6	15	328	10.90	107	3,008	157	171	47.87	52.13
6	26	2016	1	16	328	10.90	108	3,008	162	166	49.39	50.61
8	4	2016	5	17	328	10.90	109	3,008	157	171	47.87	52.13
8	25	2016	5	14	328	10.90	110	3,008	196	132	59.76	40.24
10	21	2016	6	17	328	10.90	111	3,008	176	152	53.66	46.34
7	1	2016	6	14	327	10.87	112	3,008	133	194	40.67	59.33
7	10	2016	1	15	327	10.87	113	3,008	167	160	51.07	48.93
8	13	2016	7	11	327	10.87	114	3,008	128	199	39.14	60.86
7	15	2016	6	18	326	10.84	115	3,008	139	187	42.64	57.36
7	16	2016	7	11	326	10.84	116	3,008	173	153	53.07	46.93
8	1	2016	2	12	326	10.84	117	3,008	171	155	52.45	47.55
9	23	2016	6	18	326	10.84	118	3,008	154	172	47.24	52.76

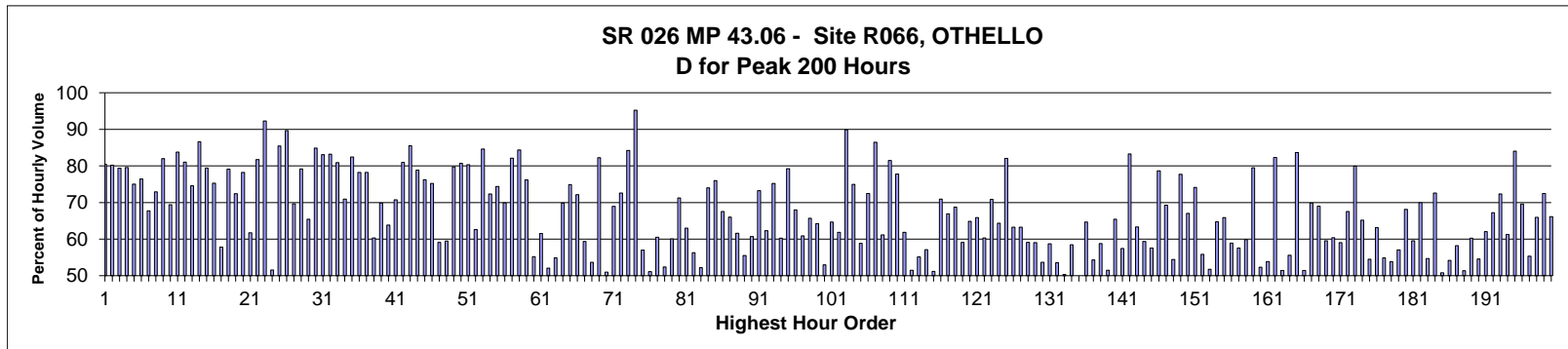
MO	DY	YR	DAY OF WK	HR	HR VOL	PERCENT OF AADT	HOUR NUMBER	AADT	EAST VOLUME	WEST VOLUME	PERCENT EAST IS OF TOTAL VOLUME	PERCENT WEST IS OF TOTAL VOLUME
9	30	2016	6	16	325	10.80	119	3,008	151	174	46.46	53.54
7	17	2016	1	16	324	10.77	120	3,008	179	145	55.25	44.75
8	26	2016	6	15	324	10.77	121	3,008	165	159	50.93	49.07
9	23	2016	6	14	324	10.77	122	3,008	173	151	53.40	46.60
9	3	2016	7	11	323	10.74	123	3,008	170	153	52.63	47.37
9	30	2016	6	17	323	10.74	124	3,008	156	167	48.30	51.70
7	22	2016	6	12	322	10.70	125	3,008	163	159	50.62	49.38
8	21	2016	1	14	322	10.70	126	3,008	178	144	55.28	44.72
8	21	2016	1	17	322	10.70	127	3,008	167	155	51.86	48.14
8	21	2016	1	18	322	10.70	128	3,008	175	147	54.35	45.65
8	25	2016	5	16	322	10.70	129	3,008	161	161	50.00	50.00
11	4	2016	6	16	322	10.70	130	3,008	178	144	55.28	44.72
4	8	2016	6	15	321	10.67	131	3,008	168	153	52.34	47.66
5	27	2016	6	14	321	10.67	132	3,008	132	189	41.12	58.88
6	30	2016	5	14	321	10.67	133	3,008	156	165	48.60	51.40
7	10	2016	1	13	321	10.67	134	3,008	179	142	55.76	44.24
8	4	2016	5	16	321	10.67	135	3,008	176	145	54.83	45.17
6	17	2016	6	14	320	10.64	136	3,008	147	173	45.94	54.06
7	2	2016	7	13	320	10.64	137	3,008	157	163	49.06	50.94
7	14	2016	5	16	320	10.64	138	3,008	170	150	53.13	46.88
8	20	2016	7	11	320	10.64	139	3,008	173	147	54.06	45.94
7	8	2016	6	18	319	10.61	140	3,008	133	186	41.69	58.31
7	22	2016	6	14	319	10.61	141	3,008	145	174	45.45	54.55
8	11	2016	5	17	319	10.61	142	3,008	135	184	42.32	57.68
8	18	2016	5	18	319	10.61	143	3,008	158	161	49.53	50.47
8	19	2016	6	13	319	10.61	144	3,008	157	162	49.22	50.78
9	30	2016	6	18	319	10.61	145	3,008	158	161	49.53	50.47
5	6	2016	6	16	318	10.57	146	3,008	141	177	44.34	55.66
7	10	2016	1	14	318	10.57	147	3,008	183	135	57.55	42.45
7	18	2016	2	12	318	10.57	148	3,008	172	146	54.09	45.91
7	29	2016	6	18	318	10.57	149	3,008	153	165	48.11	51.89
7	31	2016	1	15	318	10.57	150	3,008	183	135	57.55	42.45
8	9	2016	3	15	318	10.57	151	3,008	173	145	54.40	45.60
8	15	2016	2	12	318	10.57	152	3,008	167	151	52.52	47.48
9	9	2016	6	16	318	10.57	153	3,008	167	151	52.52	47.48
4	29	2016	6	17	317	10.54	154	3,008	146	171	46.06	53.94
6	3	2016	6	16	317	10.54	155	3,008	165	152	52.05	47.95
6	24	2016	6	13	317	10.54	156	3,008	163	154	51.42	48.58
7	24	2016	1	16	317	10.54	157	3,008	170	147	53.63	46.37
8	5	2016	6	15	317	10.54	158	3,008	142	175	44.79	55.21
9	16	2016	6	16	317	10.54	159	3,008	157	160	49.53	50.47
4	1	2016	6	17	316	10.51	160	3,008	138	178	43.67	56.33
4	8	2016	6	16	316	10.51	161	3,008	171	145	54.11	45.89
5	27	2016	6	13	316	10.51	162	3,008	152	164	48.10	51.90
7	17	2016	1	13	316	10.51	163	3,008	177	139	56.01	43.99
7	29	2016	6	15	316	10.51	164	3,008	149	167	47.15	52.85
8	7	2016	1	13	316	10.51	165	3,008	167	149	52.85	47.15
8	12	2016	6	19	316	10.51	166	3,008	125	191	39.56	60.44
5	27	2016	6	12	315	10.47	167	3,008	149	166	47.30	52.70
5	27	2016	6	19	315	10.47	168	3,008	125	190	39.68	60.32
6	10	2016	6	18	315	10.47	169	3,008	154	161	48.89	51.11



MO	DY	YR	DAY OF WK	HR	HR VOL	PERCENT OF AADT	HOUR NUMBER	AADT	EAST VOLUME	WEST VOLUME	PERCENT EAST IS OF TOTAL VOLUME	PERCENT WEST IS OF TOTAL VOLUME
6	30	2016	5	17	315	10.47	170	3,008	168	147	53.33	46.67
8	11	2016	5	15	315	10.47	171	3,008	149	166	47.30	52.70
8	14	2016	1	12	315	10.47	172	3,008	181	134	57.46	42.54
8	28	2016	1	12	315	10.47	173	3,008	143	172	45.40	54.60
8	28	2016	1	15	315	10.47	174	3,008	154	161	48.89	51.11
10	14	2016	6	16	315	10.47	175	3,008	138	177	43.81	56.19
4	7	2016	5	17	314	10.44	176	3,008	143	171	45.54	54.46
7	14	2016	5	14	314	10.44	177	3,008	178	136	56.69	43.31
7	24	2016	1	13	314	10.44	178	3,008	172	142	54.78	45.22
8	12	2016	6	13	314	10.44	179	3,008	149	165	47.45	52.55
9	3	2016	7	12	314	10.44	180	3,008	173	141	55.10	44.90
4	8	2016	6	17	313	10.41	181	3,008	147	166	46.96	53.04
4	22	2016	6	16	313	10.41	182	3,008	131	182	41.85	58.15
5	13	2016	6	17	313	10.41	183	3,008	144	169	46.01	53.99
6	26	2016	1	13	313	10.41	184	3,008	166	147	53.04	46.96
6	30	2016	5	16	313	10.41	185	3,008	151	162	48.24	51.76
7	2	2016	7	12	313	10.41	186	3,008	133	180	42.49	57.51
7	14	2016	5	15	313	10.41	187	3,008	149	164	47.60	52.40
7	29	2016	6	16	313	10.41	188	3,008	122	191	38.98	61.02
8	18	2016	5	14	313	10.41	189	3,008	151	162	48.24	51.76
11	4	2016	6	17	313	10.41	190	3,008	156	157	49.84	50.16
5	20	2016	6	16	312	10.37	191	3,008	140	172	44.87	55.13
7	8	2016	6	16	312	10.37	192	3,008	140	172	44.87	55.13
7	22	2016	6	13	312	10.37	193	3,008	163	149	52.24	47.76
7	29	2016	6	11	312	10.37	194	3,008	156	156	50.00	50.00
8	5	2016	6	16	312	10.37	195	3,008	141	171	45.19	54.81
9	10	2016	7	11	312	10.37	196	3,008	160	152	51.28	48.72
9	10	2016	7	13	312	10.37	197	3,008	179	133	57.37	42.63
4	15	2016	6	18	311	10.34	198	3,008	153	158	49.20	50.80
6	19	2016	1	14	311	10.34	199	3,008	168	143	54.02	45.98
7	9	2016	7	13	311	10.34	200	3,008	162	149	52.09	47.91



AADT= 2,931      K 30 FACTOR= 19.65      K 100 FACTOR= 14.88      K 200 FACTOR= 12.49      D 30 FACTOR= 84.90



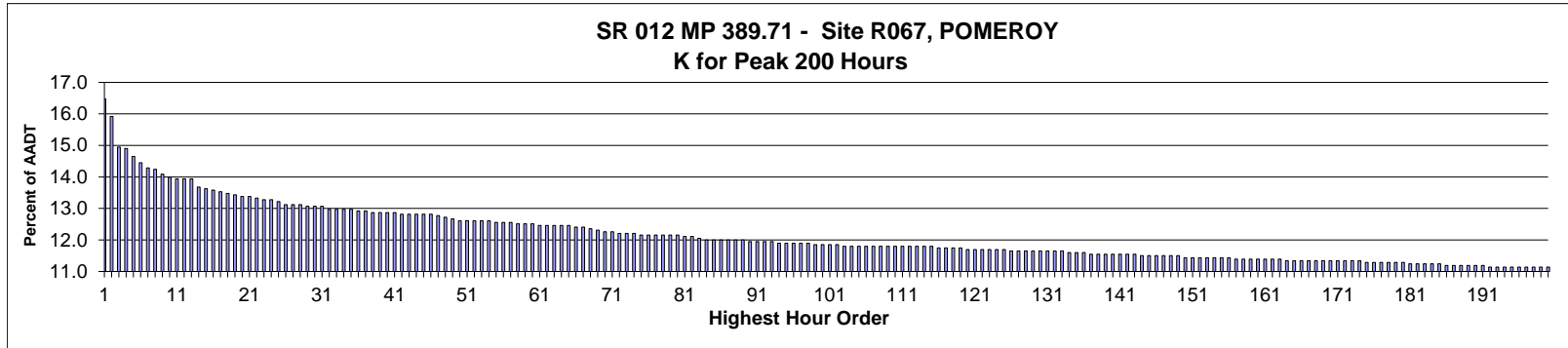
MO	DY	YR	DAY OF WK	HR	HR VOL	PERCENT OF AADT	HOUR NUMBER	AADT	EAST VOLUME	WEST VOLUME	PERCENT EAST IS OF TOTAL VOLUME	PERCENT WEST IS OF TOTAL VOLUME
3	20	2016	1	16	747	25.49	1	2,931	601	146	80.46	19.54
11	4	2016	6	15	733	25.01	2	2,931	588	145	80.22	19.78
4	10	2016	1	16	722	24.63	3	2,931	149	573	20.64	79.36
11	4	2016	6	14	720	24.56	4	2,931	573	147	79.58	20.42
5	6	2016	6	14	712	24.29	5	2,931	534	178	75.00	25.00
4	10	2016	1	15	708	24.16	6	2,931	167	541	23.59	76.41
5	6	2016	6	15	704	24.02	7	2,931	477	227	67.76	32.24
11	4	2016	6	16	698	23.81	8	2,931	509	189	72.92	27.08
11	6	2016	1	15	689	23.51	9	2,931	124	565	18.00	82.00
11	27	2016	1	14	680	23.20	10	2,931	472	208	69.41	30.59
11	6	2016	1	14	678	23.13	11	2,931	110	568	16.22	83.78
4	8	2016	6	14	674	23.00	12	2,931	546	128	81.01	18.99
4	8	2016	6	15	664	22.65	13	2,931	495	169	74.55	25.45
11	6	2016	1	13	663	22.62	14	2,931	89	574	13.42	86.58
3	20	2016	1	15	661	22.55	15	2,931	525	136	79.43	20.57
4	8	2016	6	13	655	22.35	16	2,931	493	162	75.27	24.73

MO	DY	YR	DAY OF WK	HR	HR VOL	PERCENT OF AADT	HOUR NUMBER	AADT	EAST VOLUME	WEST VOLUME	PERCENT EAST IS OF TOTAL VOLUME	PERCENT WEST IS OF TOTAL VOLUME
5	6	2016	6	17	654	22.31	17	2,931	378	276	57.80	42.20
3	20	2016	1	17	652	22.24	18	2,931	516	136	79.14	20.86
11	26	2016	7	13	638	21.77	19	2,931	176	462	27.59	72.41
4	10	2016	1	14	634	21.63	20	2,931	138	496	21.77	78.23
5	6	2016	6	16	632	21.56	21	2,931	390	242	61.71	38.29
3	11	2016	6	15	624	21.29	22	2,931	114	510	18.27	81.73
11	25	2016	6	9	623	21.26	23	2,931	575	48	92.30	7.70
5	6	2016	6	18	615	20.98	24	2,931	298	317	48.46	51.54
3	11	2016	6	17	612	20.88	25	2,931	89	523	14.54	85.46
11	6	2016	1	12	601	20.50	26	2,931	62	539	10.32	89.68
11	27	2016	1	15	593	20.23	27	2,931	413	180	69.65	30.35
3	11	2016	6	16	586	19.99	28	2,931	122	464	20.82	79.18
4	8	2016	6	16	584	19.92	29	2,931	382	202	65.41	34.59
5	8	2016	1	13	576	19.65	30	2,931	87	489	15.10	84.90
3	20	2016	1	18	573	19.55	31	2,931	476	97	83.07	16.93
4	10	2016	1	13	572	19.52	32	2,931	96	476	16.78	83.22
11	18	2016	6	17	571	19.48	33	2,931	109	462	19.09	80.91
11	27	2016	1	16	571	19.48	34	2,931	405	166	70.93	29.07
5	8	2016	1	15	570	19.45	35	2,931	100	470	17.54	82.46
3	20	2016	1	14	564	19.24	36	2,931	441	123	78.19	21.81
11	4	2016	6	13	564	19.24	37	2,931	441	123	78.19	21.81
11	26	2016	7	14	559	19.07	38	2,931	222	337	39.71	60.29
4	10	2016	1	17	557	19.00	39	2,931	168	389	30.16	69.84
5	6	2016	6	13	556	18.97	40	2,931	355	201	63.85	36.15
11	4	2016	6	17	554	18.90	41	2,931	392	162	70.76	29.24
11	18	2016	6	18	546	18.63	42	2,931	104	442	19.05	80.95
5	8	2016	1	14	544	18.56	43	2,931	79	465	14.52	85.48
10	16	2016	1	13	544	18.56	44	2,931	115	429	21.14	78.86
11	18	2016	6	16	543	18.53	45	2,931	129	414	23.76	76.24
11	6	2016	1	16	529	18.05	46	2,931	131	398	24.76	75.24
9	2	2016	6	18	528	18.01	47	2,931	216	312	40.91	59.09
11	27	2016	1	13	528	18.01	48	2,931	314	214	59.47	40.53
5	8	2016	1	16	524	17.88	49	2,931	106	418	20.23	79.77
3	11	2016	6	18	523	17.84	50	2,931	101	422	19.31	80.69
11	18	2016	6	15	519	17.71	51	2,931	102	417	19.65	80.35
5	6	2016	6	12	514	17.54	52	2,931	322	192	62.65	37.35
5	7	2016	7	16	514	17.54	53	2,931	79	435	15.37	84.63
11	26	2016	7	12	510	17.40	54	2,931	141	369	27.65	72.35
11	27	2016	1	17	507	17.30	55	2,931	377	130	74.36	25.64
10	2	2016	1	16	505	17.23	56	2,931	152	353	30.10	69.90
5	7	2016	7	15	503	17.16	57	2,931	90	413	17.89	82.11
5	7	2016	7	17	499	17.02	58	2,931	78	421	15.63	84.37
11	18	2016	6	14	495	16.89	59	2,931	118	377	23.84	76.16
9	2	2016	6	17	482	16.44	60	2,931	216	266	44.81	55.19
11	4	2016	6	18	481	16.41	61	2,931	296	185	61.54	38.46
5	6	2016	6	19	480	16.38	62	2,931	230	250	47.92	52.08
9	2	2016	6	16	479	16.34	63	2,931	216	263	45.09	54.91
2	12	2016	6	17	478	16.31	64	2,931	144	334	30.13	69.87
5	7	2016	7	14	478	16.31	65	2,931	120	358	25.10	74.90
4	8	2016	6	12	477	16.27	66	2,931	344	133	72.12	27.88
10	7	2016	6	17	477	16.27	67	2,931	194	283	40.67	59.33

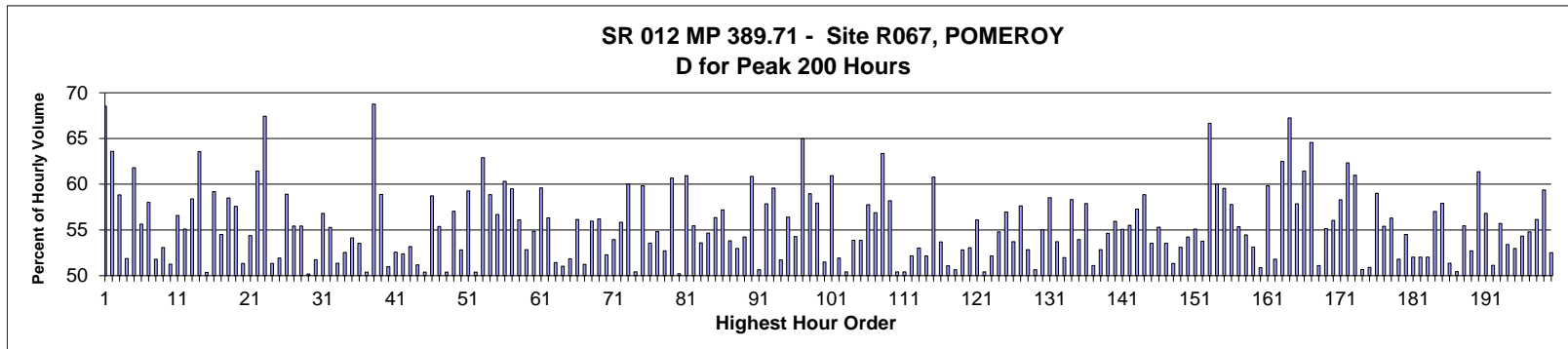
MO	DY	YR	DAY OF WK	HR	HR VOL	PERCENT OF AADT	HOUR NUMBER	AADT	EAST VOLUME	WEST VOLUME	PERCENT EAST IS OF TOTAL VOLUME	PERCENT WEST IS OF TOTAL VOLUME
9	30	2016	6	17	475	16.21	68	2,931	255	220	53.68	46.32
4	10	2016	1	12	473	16.14	69	2,931	84	389	17.76	82.24
9	16	2016	6	18	473	16.14	70	2,931	241	232	50.95	49.05
10	2	2016	1	15	473	16.14	71	2,931	147	326	31.08	68.92
11	13	2016	1	13	471	16.07	72	2,931	129	342	27.39	72.61
5	8	2016	1	12	470	16.04	73	2,931	74	396	15.74	84.26
11	25	2016	6	8	464	15.83	74	2,931	442	22	95.26	4.74
10	14	2016	6	18	463	15.80	75	2,931	264	199	57.02	42.98
9	16	2016	6	17	462	15.76	76	2,931	236	226	51.08	48.92
9	2	2016	6	19	461	15.73	77	2,931	182	279	39.48	60.52
10	28	2016	6	16	460	15.69	78	2,931	241	219	52.39	47.61
9	30	2016	6	16	458	15.63	79	2,931	275	183	60.04	39.96
8	13	2016	7	12	456	15.56	80	2,931	325	131	71.27	28.73
9	18	2016	1	13	454	15.49	81	2,931	168	286	37.00	63.00
11	26	2016	7	15	453	15.46	82	2,931	198	255	43.71	56.29
11	26	2016	7	16	452	15.42	83	2,931	216	236	47.79	52.21
10	2	2016	1	14	450	15.35	84	2,931	117	333	26.00	74.00
10	16	2016	1	14	450	15.35	85	2,931	108	342	24.00	76.00
8	13	2016	7	13	447	15.25	86	2,931	302	145	67.56	32.44
10	14	2016	6	15	447	15.25	87	2,931	295	152	66.00	34.00
5	7	2016	7	11	445	15.18	88	2,931	274	171	61.57	38.43
9	2	2016	6	15	445	15.18	89	2,931	198	247	44.49	55.51
9	30	2016	6	18	445	15.18	90	2,931	270	175	60.67	39.33
11	13	2016	1	14	445	15.18	91	2,931	119	326	26.74	73.26
4	8	2016	6	17	443	15.11	92	2,931	276	167	62.30	37.70
8	13	2016	7	11	440	15.01	93	2,931	331	109	75.23	24.77
10	14	2016	6	16	440	15.01	94	2,931	265	175	60.23	39.77
3	11	2016	6	14	439	14.98	95	2,931	91	348	20.73	79.27
2	15	2016	2	17	437	14.91	96	2,931	297	140	67.96	32.04
9	5	2016	2	15	437	14.91	97	2,931	266	171	60.87	39.13
9	5	2016	2	17	437	14.91	98	2,931	287	150	65.68	34.32
2	15	2016	2	16	436	14.88	99	2,931	280	156	64.22	35.78
9	5	2016	2	14	436	14.88	100	2,931	231	205	52.98	47.02
11	6	2016	1	17	436	14.88	101	2,931	154	282	35.32	64.68
5	7	2016	7	13	435	14.84	102	2,931	166	269	38.16	61.84
11	6	2016	1	11	435	14.84	103	2,931	44	391	10.11	89.89
10	2	2016	1	13	431	14.70	104	2,931	108	323	25.06	74.94
10	7	2016	6	16	430	14.67	105	2,931	177	253	41.16	58.84
11	18	2016	6	13	429	14.64	106	2,931	118	311	27.51	72.49
5	7	2016	7	18	428	14.60	107	2,931	58	370	13.55	86.45
8	17	2016	4	14	427	14.57	108	2,931	261	166	61.12	38.88
10	16	2016	1	12	427	14.57	109	2,931	79	348	18.50	81.50
10	16	2016	1	15	427	14.57	110	2,931	95	332	22.25	77.75
11	13	2016	1	15	427	14.57	111	2,931	163	264	38.17	61.83
11	27	2016	1	12	427	14.57	112	2,931	220	207	51.52	48.48
10	21	2016	6	16	426	14.53	113	2,931	191	235	44.84	55.16
4	8	2016	6	18	422	14.40	114	2,931	241	181	57.11	42.89
8	14	2016	1	13	422	14.40	115	2,931	216	206	51.18	48.82
3	20	2016	1	13	420	14.33	116	2,931	298	122	70.95	29.05
5	7	2016	7	10	420	14.33	117	2,931	281	139	66.90	33.10
5	8	2016	1	17	419	14.30	118	2,931	131	288	31.26	68.74

MO	DY	YR	DAY OF WK	HR	HR VOL	PERCENT OF AADT	HOUR NUMBER	AADT	EAST VOLUME	WEST VOLUME	PERCENT EAST IS OF TOTAL VOLUME	PERCENT WEST IS OF TOTAL VOLUME
9	5	2016	2	16	418	14.26	119	2,931	247	171	59.09	40.91
10	16	2016	1	16	418	14.26	120	2,931	147	271	35.17	64.83
2	15	2016	2	15	416	14.19	121	2,931	274	142	65.87	34.13
10	30	2016	1	16	416	14.19	122	2,931	165	251	39.66	60.34
10	14	2016	6	17	415	14.16	123	2,931	294	121	70.84	29.16
2	12	2016	6	16	412	14.06	124	2,931	147	265	35.68	64.32
12	16	2016	6	14	412	14.06	125	2,931	74	338	17.96	82.04
4	10	2016	1	18	411	14.02	126	2,931	151	260	36.74	63.26
9	30	2016	6	15	411	14.02	127	2,931	260	151	63.26	36.74
10	21	2016	6	17	411	14.02	128	2,931	168	243	40.88	59.12
9	5	2016	2	18	410	13.99	129	2,931	242	168	59.02	40.98
10	23	2016	1	16	410	13.99	130	2,931	190	220	46.34	53.66
2	12	2016	6	15	407	13.89	131	2,931	168	239	41.28	58.72
5	7	2016	7	12	407	13.89	132	2,931	218	189	53.56	46.44
8	14	2016	1	14	407	13.89	133	2,931	205	202	50.37	49.63
9	23	2016	6	17	407	13.89	134	2,931	169	238	41.52	58.48
10	23	2016	1	17	406	13.85	135	2,931	203	203	50.00	50.00
9	3	2016	7	11	405	13.82	136	2,931	262	143	64.69	35.31
9	16	2016	6	16	405	13.82	137	2,931	220	185	54.32	45.68
11	23	2016	4	16	405	13.82	138	2,931	238	167	58.77	41.23
8	14	2016	1	15	404	13.78	139	2,931	196	208	48.51	51.49
9	3	2016	7	13	402	13.72	140	2,931	263	139	65.42	34.58
11	23	2016	4	15	402	13.72	141	2,931	231	171	57.46	42.54
1	9	2016	7	15	401	13.68	142	2,931	334	67	83.29	16.71
8	12	2016	6	17	401	13.68	143	2,931	254	147	63.34	36.66
10	7	2016	6	18	401	13.68	144	2,931	163	238	40.65	59.35
9	18	2016	1	15	398	13.58	145	2,931	169	229	42.46	57.54
11	26	2016	7	11	398	13.58	146	2,931	85	313	21.36	78.64
12	16	2016	6	16	397	13.54	147	2,931	122	275	30.73	69.27
9	16	2016	6	19	395	13.48	148	2,931	215	180	54.43	45.57
12	16	2016	6	15	395	13.48	149	2,931	88	307	22.28	77.72
9	3	2016	7	12	394	13.44	150	2,931	264	130	67.01	32.99
9	4	2016	1	13	394	13.44	151	2,931	102	292	25.89	74.11
10	9	2016	1	16	394	13.44	152	2,931	220	174	55.84	44.16
10	9	2016	1	17	394	13.44	153	2,931	204	190	51.78	48.22
10	14	2016	6	14	394	13.44	154	2,931	255	139	64.72	35.28
9	18	2016	1	12	393	13.41	155	2,931	134	259	34.10	65.90
8	12	2016	6	16	392	13.37	156	2,931	231	161	58.93	41.07
10	2	2016	1	17	391	13.34	157	2,931	166	225	42.46	57.54
10	7	2016	6	15	391	13.34	158	2,931	157	234	40.15	59.85
1	9	2016	7	14	390	13.31	159	2,931	310	80	79.49	20.51
5	6	2016	6	20	390	13.31	160	2,931	186	204	47.69	52.31
5	27	2016	6	16	390	13.31	161	2,931	180	210	46.15	53.85
10	2	2016	1	12	390	13.31	162	2,931	69	321	17.69	82.31
10	28	2016	6	17	389	13.27	163	2,931	200	189	51.41	48.59
4	22	2016	6	17	387	13.20	164	2,931	215	172	55.56	44.44
3	20	2016	1	19	385	13.14	165	2,931	322	63	83.64	16.36
9	16	2016	6	15	385	13.14	166	2,931	198	187	51.43	48.57
11	4	2016	6	12	385	13.14	167	2,931	269	116	69.87	30.13
3	11	2016	6	13	384	13.10	168	2,931	119	265	30.99	69.01
6	17	2016	6	17	381	13.00	169	2,931	154	227	40.42	59.58

MO	DY	YR	DAY OF WK	HR	HR VOL	PERCENT OF AADT	HOUR NUMBER	AADT	EAST VOLUME	WEST VOLUME	PERCENT EAST IS OF TOTAL VOLUME	PERCENT WEST IS OF TOTAL VOLUME
8	12	2016	6	18	381	13.00	170	2,931	230	151	60.37	39.63
8	17	2016	4	15	381	13.00	171	2,931	225	156	59.06	40.94
6	17	2016	6	18	379	12.93	172	2,931	123	256	32.45	67.55
11	13	2016	1	12	379	12.93	173	2,931	76	303	20.05	79.95
11	23	2016	4	17	379	12.93	174	2,931	247	132	65.17	34.83
8	19	2016	6	17	378	12.90	175	2,931	206	172	54.50	45.50
2	15	2016	2	18	377	12.86	176	2,931	238	139	63.13	36.87
5	13	2016	6	17	377	12.86	177	2,931	170	207	45.09	54.91
8	14	2016	1	16	377	12.86	178	2,931	174	203	46.15	53.85
8	19	2016	6	15	377	12.86	179	2,931	215	162	57.03	42.97
10	14	2016	6	13	376	12.83	180	2,931	256	120	68.09	31.91
8	12	2016	6	15	373	12.73	181	2,931	222	151	59.52	40.48
8	13	2016	7	14	373	12.73	182	2,931	261	112	69.97	30.03
10	23	2016	1	15	373	12.73	183	2,931	169	204	45.31	54.69
1	10	2016	1	15	372	12.69	184	2,931	270	102	72.58	27.42
4	15	2016	6	16	372	12.69	185	2,931	189	183	50.81	49.19
9	23	2016	6	16	371	12.66	186	2,931	170	201	45.82	54.18
11	11	2016	6	16	371	12.66	187	2,931	216	155	58.22	41.78
9	2	2016	6	14	370	12.62	188	2,931	180	190	48.65	51.35
11	11	2016	6	14	370	12.62	189	2,931	223	147	60.27	39.73
11	13	2016	1	16	370	12.62	190	2,931	168	202	45.41	54.59
8	13	2016	7	15	369	12.59	191	2,931	229	140	62.06	37.94
8	17	2016	4	13	369	12.59	192	2,931	248	121	67.21	32.79
9	4	2016	1	14	369	12.59	193	2,931	102	267	27.64	72.36
9	30	2016	6	19	369	12.59	194	2,931	226	143	61.25	38.75
12	17	2016	7	13	369	12.59	195	2,931	59	310	15.99	84.01
2	12	2016	6	18	368	12.56	196	2,931	112	256	30.43	69.57
9	2	2016	6	13	367	12.52	197	2,931	203	164	55.31	44.69
10	14	2016	6	19	367	12.52	198	2,931	242	125	65.94	34.06
12	16	2016	6	13	367	12.52	199	2,931	101	266	27.52	72.48
1	10	2016	1	16	366	12.49	200	2,931	242	124	66.12	33.88



AADT= 1,966      K 30 FACTOR= 13.07      K 100 FACTOR= 11.85      K 200 FACTOR= 11.14      D 30 FACTOR= 51.75



MO	DY	YR	DAY OF WK	HR	HR VOL	PERCENT OF AADT	HOUR NUMBER	AADT	EAST VOLUME	WEST VOLUME	PERCENT EAST IS OF TOTAL VOLUME	PERCENT WEST IS OF TOTAL VOLUME
5	30	2016	2	13	324	16.48	1	1,966	102	222	31.48	68.52
5	30	2016	2	15	313	15.92	2	1,966	114	199	36.42	63.58
5	30	2016	2	14	294	14.95	3	1,966	121	173	41.16	58.84
9	2	2016	6	18	293	14.90	4	1,966	152	141	51.88	48.12
5	27	2016	6	15	288	14.65	5	1,966	178	110	61.81	38.19
7	31	2016	1	14	284	14.45	6	1,966	126	158	44.37	55.63
8	7	2016	1	15	281	14.29	7	1,966	118	163	41.99	58.01
8	14	2016	1	16	280	14.24	8	1,966	135	145	48.21	51.79
9	2	2016	6	15	277	14.09	9	1,966	147	130	53.07	46.93
9	18	2016	1	12	275	13.99	10	1,966	141	134	51.27	48.73
7	15	2016	6	14	274	13.94	11	1,966	119	155	43.43	56.57
7	15	2016	6	16	274	13.94	12	1,966	151	123	55.11	44.89
9	5	2016	2	14	274	13.94	13	1,966	114	160	41.61	58.39
7	22	2016	6	16	269	13.68	14	1,966	171	98	63.57	36.43
9	5	2016	2	15	268	13.63	15	1,966	135	133	50.37	49.63
9	9	2016	6	16	267	13.58	16	1,966	158	109	59.18	40.82

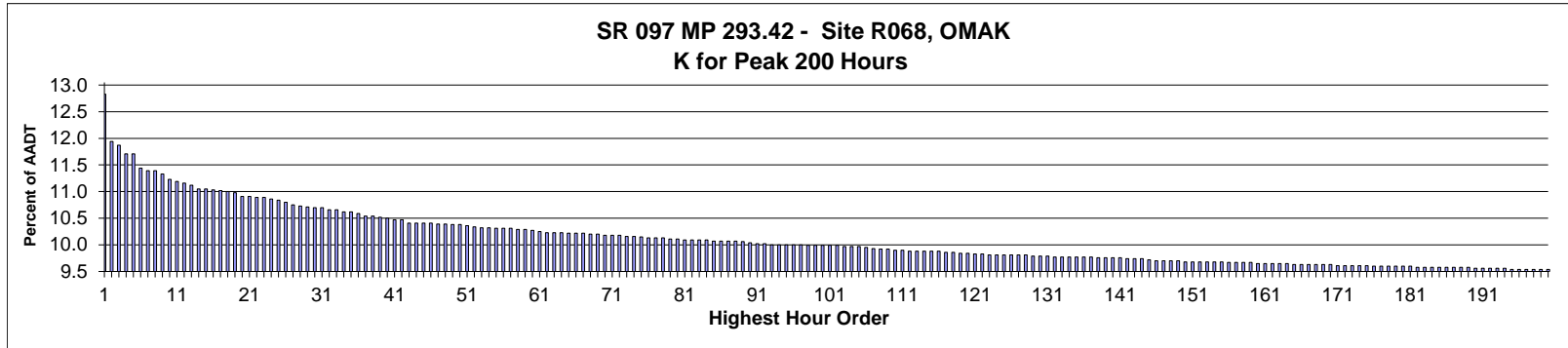
MO	DY	YR	DAY OF WK	HR	HR VOL	PERCENT OF AADT	HOUR NUMBER	AADT	EAST VOLUME	WEST VOLUME	PERCENT EAST IS OF TOTAL VOLUME	PERCENT WEST IS OF TOTAL VOLUME
9	2	2016	6	17	266	13.53	17	1,966	145	121	54.51	45.49
10	21	2016	6	17	265	13.48	18	1,966	155	110	58.49	41.51
8	21	2016	1	14	264	13.43	19	1,966	112	152	42.42	57.58
5	30	2016	2	16	263	13.38	20	1,966	128	135	48.67	51.33
9	2	2016	6	16	263	13.38	21	1,966	143	120	54.37	45.63
5	27	2016	6	18	262	13.33	22	1,966	161	101	61.45	38.55
5	30	2016	2	12	261	13.28	23	1,966	85	176	32.57	67.43
8	7	2016	1	17	261	13.28	24	1,966	127	134	48.66	51.34
7	24	2016	1	12	260	13.22	25	1,966	125	135	48.08	51.92
8	7	2016	1	12	258	13.12	26	1,966	106	152	41.09	58.91
9	11	2016	1	13	258	13.12	27	1,966	115	143	44.57	55.43
10	14	2016	6	16	258	13.12	28	1,966	143	115	55.43	44.57
9	16	2016	6	15	257	13.07	29	1,966	128	129	49.81	50.19
9	18	2016	1	16	257	13.07	30	1,966	124	133	48.25	51.75
10	2	2016	1	15	257	13.07	31	1,966	111	146	43.19	56.81
7	10	2016	1	16	255	12.97	32	1,966	141	114	55.29	44.71
8	14	2016	1	15	255	12.97	33	1,966	131	124	51.37	48.63
9	9	2016	6	15	255	12.97	34	1,966	134	121	52.55	47.45
9	18	2016	1	17	255	12.97	35	1,966	138	117	54.12	45.88
5	27	2016	6	17	254	12.92	36	1,966	136	118	53.54	46.46
9	11	2016	1	17	254	12.92	37	1,966	128	126	50.39	49.61
3	20	2016	1	17	253	12.87	38	1,966	174	79	68.77	31.23
5	28	2016	7	12	253	12.87	39	1,966	149	104	58.89	41.11
9	16	2016	6	17	253	12.87	40	1,966	124	129	49.01	50.99
9	30	2016	6	17	253	12.87	41	1,966	133	120	52.57	47.43
5	30	2016	2	17	252	12.82	42	1,966	132	120	52.38	47.62
7	22	2016	6	15	252	12.82	43	1,966	118	134	46.83	53.17
9	5	2016	2	16	252	12.82	44	1,966	129	123	51.19	48.81
9	18	2016	1	14	252	12.82	45	1,966	125	127	49.60	50.40
10	2	2016	1	17	252	12.82	46	1,966	104	148	41.27	58.73
4	3	2016	1	16	251	12.77	47	1,966	139	112	55.38	44.62
8	7	2016	1	16	250	12.72	48	1,966	124	126	49.60	50.40
7	17	2016	1	16	249	12.67	49	1,966	142	107	57.03	42.97
4	17	2016	1	16	248	12.61	50	1,966	117	131	47.18	52.82
7	1	2016	6	14	248	12.61	51	1,966	147	101	59.27	40.73
8	14	2016	1	17	248	12.61	52	1,966	125	123	50.40	49.60
10	2	2016	1	12	248	12.61	53	1,966	92	156	37.10	62.90
10	16	2016	1	13	248	12.61	54	1,966	102	146	41.13	58.87
7	1	2016	6	15	247	12.56	55	1,966	140	107	56.68	43.32
9	30	2016	6	16	247	12.56	56	1,966	149	98	60.32	39.68
10	14	2016	6	17	247	12.56	57	1,966	147	100	59.51	40.49
5	20	2016	6	17	246	12.51	58	1,966	108	138	43.90	56.10
8	7	2016	1	14	246	12.51	59	1,966	116	130	47.15	52.85
9	2	2016	6	14	246	12.51	60	1,966	111	135	45.12	54.88
7	22	2016	6	12	245	12.46	61	1,966	146	99	59.59	40.41
9	11	2016	1	16	245	12.46	62	1,966	138	107	56.33	43.67
9	17	2016	7	10	245	12.46	63	1,966	119	126	48.57	51.43
9	18	2016	1	11	245	12.46	64	1,966	120	125	48.98	51.02
9	23	2016	6	15	245	12.46	65	1,966	127	118	51.84	48.16
7	31	2016	1	13	244	12.41	66	1,966	107	137	43.85	56.15
7	31	2016	1	16	244	12.41	67	1,966	119	125	48.77	51.23



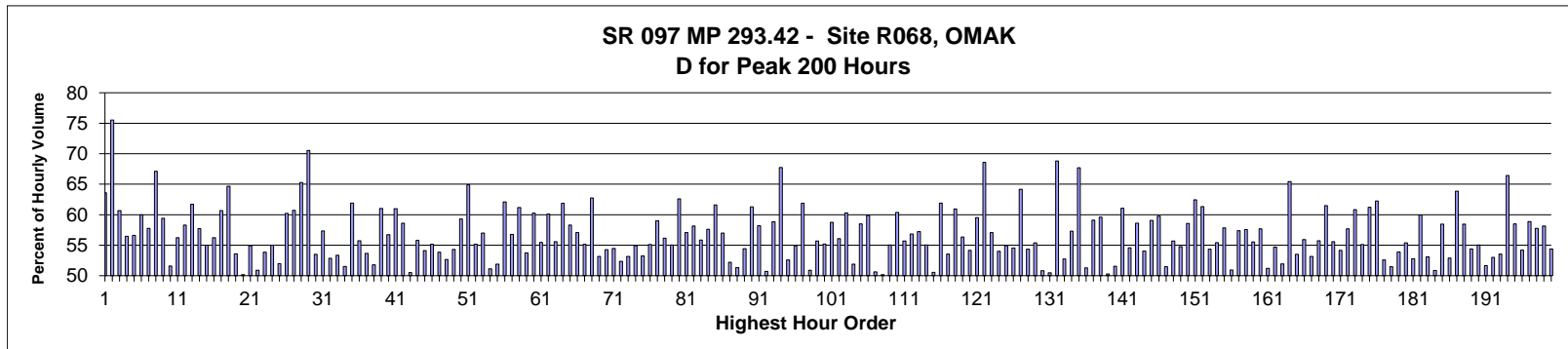
MO	DY	YR	DAY OF WK	HR	HR VOL	PERCENT OF AADT	HOUR NUMBER	AADT	EAST VOLUME	WEST VOLUME	PERCENT EAST IS OF TOTAL VOLUME	PERCENT WEST IS OF TOTAL VOLUME
8	12	2016	6	14	243	12.36	68	1,966	136	107	55.97	44.03
10	2	2016	1	16	242	12.31	69	1,966	106	136	43.80	56.20
8	21	2016	1	16	241	12.26	70	1,966	115	126	47.72	52.28
9	18	2016	1	13	241	12.26	71	1,966	130	111	53.94	46.06
7	1	2016	6	16	240	12.21	72	1,966	134	106	55.83	44.17
7	1	2016	6	17	240	12.21	73	1,966	144	96	60.00	40.00
9	16	2016	6	16	240	12.21	74	1,966	121	119	50.42	49.58
4	8	2016	6	15	239	12.16	75	1,966	143	96	59.83	40.17
5	13	2016	6	15	239	12.16	76	1,966	128	111	53.56	46.44
7	8	2016	6	16	239	12.16	77	1,966	108	131	45.19	54.81
7	24	2016	1	16	239	12.16	78	1,966	126	113	52.72	47.28
8	7	2016	1	13	239	12.16	79	1,966	94	145	39.33	60.67
9	5	2016	2	17	239	12.16	80	1,966	120	119	50.21	49.79
5	27	2016	6	16	238	12.11	81	1,966	145	93	60.92	39.08
9	9	2016	6	12	238	12.11	82	1,966	132	106	55.46	44.54
9	30	2016	6	15	237	12.05	83	1,966	127	110	53.59	46.41
2	15	2016	2	15	236	12.00	84	1,966	107	129	45.34	54.66
7	1	2016	6	18	236	12.00	85	1,966	133	103	56.36	43.64
7	2	2016	7	11	236	12.00	86	1,966	135	101	57.20	42.80
7	17	2016	1	15	236	12.00	87	1,966	127	109	53.81	46.19
7	22	2016	6	13	236	12.00	88	1,966	125	111	52.97	47.03
10	7	2016	6	16	236	12.00	89	1,966	128	108	54.24	45.76
3	20	2016	1	16	235	11.95	90	1,966	143	92	60.85	39.15
5	13	2016	6	17	235	11.95	91	1,966	116	119	49.36	50.64
5	27	2016	6	14	235	11.95	92	1,966	136	99	57.87	42.13
8	21	2016	1	13	235	11.95	93	1,966	95	140	40.43	59.57
7	29	2016	6	16	234	11.90	94	1,966	121	113	51.71	48.29
8	26	2016	6	15	234	11.90	95	1,966	132	102	56.41	43.59
9	3	2016	7	13	234	11.90	96	1,966	127	107	54.27	45.73
10	16	2016	1	14	234	11.90	97	1,966	82	152	35.04	64.96
10	23	2016	1	17	234	11.90	98	1,966	96	138	41.03	58.97
5	8	2016	1	12	233	11.85	99	1,966	98	135	42.06	57.94
5	28	2016	7	11	233	11.85	100	1,966	120	113	51.50	48.50
7	17	2016	1	13	233	11.85	101	1,966	91	142	39.06	60.94
9	16	2016	6	13	233	11.85	102	1,966	112	121	48.07	51.93
2	15	2016	2	16	232	11.80	103	1,966	115	117	49.57	50.43
4	8	2016	6	16	232	11.80	104	1,966	125	107	53.88	46.12
4	24	2016	1	16	232	11.80	105	1,966	107	125	46.12	53.88
5	8	2016	1	14	232	11.80	106	1,966	98	134	42.24	57.76
5	22	2016	1	16	232	11.80	107	1,966	132	100	56.90	43.10
7	10	2016	1	12	232	11.80	108	1,966	85	147	36.64	63.36
7	17	2016	1	14	232	11.80	109	1,966	97	135	41.81	58.19
7	22	2016	6	14	232	11.80	110	1,966	117	115	50.43	49.57
7	29	2016	6	11	232	11.80	111	1,966	115	117	49.57	50.43
8	21	2016	1	17	232	11.80	112	1,966	111	121	47.84	52.16
9	15	2016	5	17	232	11.80	113	1,966	123	109	53.02	46.98
9	16	2016	6	14	232	11.80	114	1,966	121	111	52.16	47.84
10	14	2016	6	15	232	11.80	115	1,966	141	91	60.78	39.22
4	1	2016	6	16	231	11.75	116	1,966	124	107	53.68	46.32
8	12	2016	6	12	231	11.75	117	1,966	113	118	48.92	51.08
8	14	2016	1	14	231	11.75	118	1,966	114	117	49.35	50.65

MO	DY	YR	DAY OF WK	HR	HR VOL	PERCENT OF AADT	HOUR NUMBER	AADT	EAST VOLUME	WEST VOLUME	PERCENT EAST IS OF TOTAL VOLUME	PERCENT WEST IS OF TOTAL VOLUME
9	25	2016	1	15	231	11.75	119	1,966	109	122	47.19	52.81
5	8	2016	1	16	230	11.70	120	1,966	122	108	53.04	46.96
7	14	2016	5	16	230	11.70	121	1,966	129	101	56.09	43.91
7	24	2016	1	15	230	11.70	122	1,966	114	116	49.57	50.43
7	29	2016	6	17	230	11.70	123	1,966	110	120	47.83	52.17
9	10	2016	7	13	230	11.70	124	1,966	126	104	54.78	45.22
10	2	2016	1	14	230	11.70	125	1,966	99	131	43.04	56.96
5	15	2016	1	16	229	11.65	126	1,966	106	123	46.29	53.71
7	31	2016	1	15	229	11.65	127	1,966	97	132	42.36	57.64
7	31	2016	1	17	229	11.65	128	1,966	121	108	52.84	47.16
8	12	2016	6	15	229	11.65	129	1,966	113	116	49.34	50.66
8	12	2016	6	18	229	11.65	130	1,966	126	103	55.02	44.98
8	14	2016	1	12	229	11.65	131	1,966	95	134	41.48	58.52
9	11	2016	1	14	229	11.65	132	1,966	106	123	46.29	53.71
9	11	2016	1	15	229	11.65	133	1,966	110	119	48.03	51.97
5	8	2016	1	17	228	11.60	134	1,966	133	95	58.33	41.67
9	9	2016	6	17	228	11.60	135	1,966	123	105	53.95	46.05
10	14	2016	6	13	228	11.60	136	1,966	132	96	57.89	42.11
4	10	2016	1	15	227	11.55	137	1,966	116	111	51.10	48.90
5	6	2016	6	17	227	11.55	138	1,966	120	107	52.86	47.14
5	6	2016	6	18	227	11.55	139	1,966	124	103	54.63	45.37
8	5	2016	6	17	227	11.55	140	1,966	127	100	55.95	44.05
8	28	2016	1	14	227	11.55	141	1,966	102	125	44.93	55.07
9	5	2016	2	13	227	11.55	142	1,966	101	126	44.49	55.51
10	1	2016	7	15	227	11.55	143	1,966	130	97	57.27	42.73
5	13	2016	6	16	226	11.50	144	1,966	133	93	58.85	41.15
7	15	2016	6	15	226	11.50	145	1,966	121	105	53.54	46.46
8	28	2016	1	16	226	11.50	146	1,966	101	125	44.69	55.31
9	4	2016	1	14	226	11.50	147	1,966	105	121	46.46	53.54
9	9	2016	6	14	226	11.50	148	1,966	116	110	51.33	48.67
10	21	2016	6	15	226	11.50	149	1,966	120	106	53.10	46.90
7	17	2016	1	17	225	11.44	150	1,966	122	103	54.22	45.78
8	5	2016	6	15	225	11.44	151	1,966	124	101	55.11	44.89
8	19	2016	6	17	225	11.44	152	1,966	121	104	53.78	46.22
10	2	2016	1	11	225	11.44	153	1,966	75	150	33.33	66.67
10	2	2016	1	13	225	11.44	154	1,966	90	135	40.00	60.00
10	23	2016	1	16	225	11.44	155	1,966	91	134	40.44	59.56
10	28	2016	6	17	225	11.44	156	1,966	130	95	57.78	42.22
7	1	2016	6	12	224	11.39	157	1,966	124	100	55.36	44.64
7	1	2016	6	13	224	11.39	158	1,966	122	102	54.46	45.54
7	16	2016	7	13	224	11.39	159	1,966	105	119	46.88	53.13
8	12	2016	6	16	224	11.39	160	1,966	110	114	49.11	50.89
10	1	2016	7	12	224	11.39	161	1,966	134	90	59.82	40.18
10	7	2016	6	14	224	11.39	162	1,966	116	108	51.79	48.21
10	16	2016	1	12	224	11.39	163	1,966	84	140	37.50	62.50
2	15	2016	2	12	223	11.34	164	1,966	73	150	32.74	67.26
5	15	2016	1	14	223	11.34	165	1,966	94	129	42.15	57.85
5	27	2016	6	13	223	11.34	166	1,966	137	86	61.43	38.57
5	30	2016	2	11	223	11.34	167	1,966	79	144	35.43	64.57
7	8	2016	6	17	223	11.34	168	1,966	114	109	51.12	48.88
8	21	2016	1	11	223	11.34	169	1,966	100	123	44.84	55.16

MO	DY	YR	DAY OF WK	HR	HR VOL	PERCENT OF AADT	HOUR NUMBER	AADT	EAST VOLUME	WEST VOLUME	PERCENT EAST IS OF TOTAL VOLUME	PERCENT WEST IS OF TOTAL VOLUME
8	26	2016	6	16	223	11.34	170	1,966	125	98	56.05	43.95
9	5	2016	2	12	223	11.34	171	1,966	93	130	41.70	58.30
9	9	2016	6	18	223	11.34	172	1,966	139	84	62.33	37.67
10	1	2016	7	11	223	11.34	173	1,966	136	87	60.99	39.01
10	7	2016	6	17	223	11.34	174	1,966	110	113	49.33	50.67
7	15	2016	6	12	222	11.29	175	1,966	109	113	49.10	50.90
7	24	2016	1	13	222	11.29	176	1,966	91	131	40.99	59.01
8	28	2016	1	13	222	11.29	177	1,966	99	123	44.59	55.41
9	3	2016	7	12	222	11.29	178	1,966	125	97	56.31	43.69
9	18	2016	1	15	222	11.29	179	1,966	115	107	51.80	48.20
10	16	2016	1	16	222	11.29	180	1,966	101	121	45.50	54.50
4	10	2016	1	17	221	11.24	181	1,966	115	106	52.04	47.96
5	6	2016	6	16	221	11.24	182	1,966	115	106	52.04	47.96
5	30	2016	2	18	221	11.24	183	1,966	106	115	47.96	52.04
7	24	2016	1	14	221	11.24	184	1,966	95	126	42.99	57.01
8	1	2016	2	11	221	11.24	185	1,966	128	93	57.92	42.08
2	12	2016	6	17	220	11.19	186	1,966	113	107	51.36	48.64
4	2	2016	7	12	220	11.19	187	1,966	111	109	50.45	49.55
5	8	2016	1	13	220	11.19	188	1,966	98	122	44.55	55.45
5	27	2016	6	12	220	11.19	189	1,966	116	104	52.73	47.27
5	29	2016	1	12	220	11.19	190	1,966	85	135	38.64	61.36
9	11	2016	1	12	220	11.19	191	1,966	95	125	43.18	56.82
4	1	2016	6	15	219	11.14	192	1,966	112	107	51.14	48.86
5	15	2016	1	15	219	11.14	193	1,966	97	122	44.29	55.71
7	29	2016	6	12	219	11.14	194	1,966	102	117	46.58	53.42
7	29	2016	6	14	219	11.14	195	1,966	116	103	52.97	47.03
7	31	2016	1	11	219	11.14	196	1,966	100	119	45.66	54.34
8	17	2016	4	15	219	11.14	197	1,966	120	99	54.79	45.21
8	21	2016	1	12	219	11.14	198	1,966	96	123	43.84	56.16
8	21	2016	1	15	219	11.14	199	1,966	89	130	40.64	59.36
10	14	2016	6	14	219	11.14	200	1,966	115	104	52.51	47.49



AADT= 5,636      K 30 FACTOR= 10.65      K 100 FACTOR= 9.94      K 200 FACTOR= 9.49      D 30 FACTOR= 53.50



MO	DY	YR	DAY OF WK	HR	HR VOL	PERCENT OF AADT	HOUR NUMBER	AADT	NORTH VOLUME	SOUTH VOLUME	PERCENT NORTH IS OF TOTAL VOLUME	PERCENT SOUTH IS OF TOTAL VOLUME
10	14	2016	6	15	720	12.78	1	5,636	458	262	63.61	36.39
10	23	2016	1	13	670	11.89	2	5,636	164	506	24.48	75.52
9	2	2016	6	17	666	11.82	3	5,636	404	262	60.66	39.34
7	1	2016	6	15	657	11.66	4	5,636	371	286	56.47	43.53
9	2	2016	6	15	657	11.66	5	5,636	372	285	56.62	43.38
10	14	2016	6	14	642	11.39	6	5,636	385	257	59.97	40.03
7	1	2016	6	16	639	11.34	7	5,636	369	270	57.75	42.25
10	14	2016	6	16	639	11.34	8	5,636	429	210	67.14	32.86
10	14	2016	6	12	636	11.28	9	5,636	378	258	59.43	40.57
7	1	2016	6	13	630	11.18	10	5,636	325	305	51.59	48.41
9	9	2016	6	17	628	11.14	11	5,636	353	275	56.21	43.79
9	30	2016	6	17	626	11.11	12	5,636	365	261	58.31	41.69
7	5	2016	3	13	624	11.07	13	5,636	239	385	38.30	61.70
6	24	2016	6	15	620	11.00	14	5,636	358	262	57.74	42.26
7	1	2016	6	12	620	11.00	15	5,636	279	341	45.00	55.00
8	12	2016	6	18	619	10.98	16	5,636	271	348	43.78	56.22

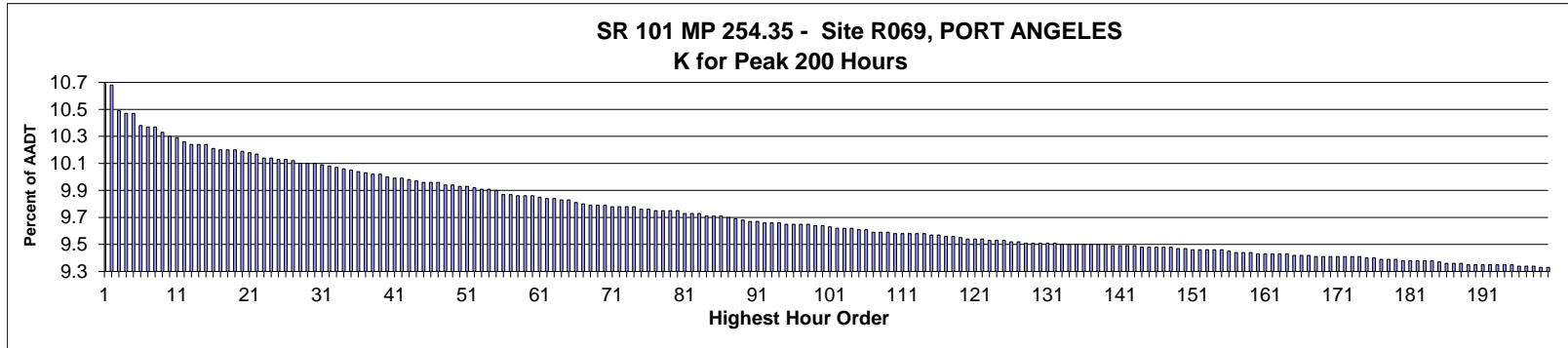
MO	DY	YR	DAY OF WK	HR	HR VOL	PERCENT OF AADT	HOUR NUMBER	AADT	NORTH VOLUME	SOUTH VOLUME	PERCENT NORTH IS OF TOTAL VOLUME	PERCENT SOUTH IS OF TOTAL VOLUME
8	14	2016	1	13	618	10.97	17	5,636	243	375	39.32	60.68
10	14	2016	6	17	617	10.95	18	5,636	399	218	64.67	35.33
8	11	2016	5	17	616	10.93	19	5,636	330	286	53.57	46.43
8	12	2016	6	17	612	10.86	20	5,636	307	305	50.16	49.84
10	21	2016	6	14	612	10.86	21	5,636	336	276	54.90	45.10
8	12	2016	6	15	611	10.84	22	5,636	300	311	49.10	50.90
9	2	2016	6	12	611	10.84	23	5,636	282	329	46.15	53.85
10	21	2016	6	15	609	10.81	24	5,636	335	274	55.01	44.99
8	12	2016	6	14	608	10.79	25	5,636	292	316	48.03	51.97
10	21	2016	6	16	606	10.75	26	5,636	365	241	60.23	39.77
10	14	2016	6	18	603	10.70	27	5,636	366	237	60.70	39.30
10	21	2016	6	18	602	10.68	28	5,636	393	209	65.28	34.72
10	23	2016	1	15	601	10.66	29	5,636	177	424	29.45	70.55
7	1	2016	6	14	600	10.65	30	5,636	321	279	53.50	46.50
9	1	2016	5	16	600	10.65	31	5,636	344	256	57.33	42.67
6	24	2016	6	14	598	10.61	32	5,636	316	282	52.84	47.16
10	21	2016	6	13	598	10.61	33	5,636	319	279	53.34	46.66
7	5	2016	3	15	596	10.57	34	5,636	307	289	51.51	48.49
10	14	2016	6	13	596	10.57	35	5,636	369	227	61.91	38.09
8	13	2016	7	13	594	10.54	36	5,636	263	331	44.28	55.72
7	5	2016	3	14	591	10.49	37	5,636	274	317	46.36	53.64
7	5	2016	3	16	591	10.49	38	5,636	306	285	51.78	48.22
7	1	2016	6	17	590	10.47	39	5,636	360	230	61.02	38.98
8	10	2016	4	15	589	10.45	40	5,636	334	255	56.71	43.29
7	22	2016	6	18	587	10.42	41	5,636	358	229	60.99	39.01
8	11	2016	5	18	587	10.42	42	5,636	344	243	58.60	41.40
8	5	2016	6	13	584	10.36	43	5,636	295	289	50.51	49.49
8	12	2016	6	12	584	10.36	44	5,636	258	326	44.18	55.82
8	12	2016	6	13	584	10.36	45	5,636	268	316	45.89	54.11
9	30	2016	6	16	584	10.36	46	5,636	322	262	55.14	44.86
8	8	2016	2	13	583	10.34	47	5,636	269	314	46.14	53.86
9	2	2016	6	13	583	10.34	48	5,636	276	307	47.34	52.66
9	30	2016	6	15	582	10.33	49	5,636	316	266	54.30	45.70
9	30	2016	6	18	582	10.33	50	5,636	345	237	59.28	40.72
9	5	2016	2	13	581	10.31	51	5,636	204	377	35.11	64.89
10	6	2016	5	17	580	10.29	52	5,636	320	260	55.17	44.83
7	29	2016	6	17	579	10.27	53	5,636	330	249	56.99	43.01
8	11	2016	5	13	579	10.27	54	5,636	296	283	51.12	48.88
7	8	2016	6	14	578	10.26	55	5,636	278	300	48.10	51.90
9	5	2016	2	14	578	10.26	56	5,636	219	359	37.89	62.11
10	20	2016	5	13	578	10.26	57	5,636	250	328	43.25	56.75
6	3	2016	6	17	577	10.24	58	5,636	353	224	61.18	38.82
7	29	2016	6	15	577	10.24	59	5,636	310	267	53.73	46.27
9	2	2016	6	11	576	10.22	60	5,636	229	347	39.76	60.24
9	3	2016	7	14	575	10.20	61	5,636	319	256	55.48	44.52
8	19	2016	6	17	574	10.18	62	5,636	345	229	60.10	39.90
9	2	2016	6	16	574	10.18	63	5,636	319	255	55.57	44.43
10	21	2016	6	17	574	10.18	64	5,636	355	219	61.85	38.15
8	19	2016	6	16	573	10.17	65	5,636	334	239	58.29	41.71
9	2	2016	6	14	573	10.17	66	5,636	327	246	57.07	42.93
9	6	2016	3	13	573	10.17	67	5,636	257	316	44.85	55.15

MO	DY	YR	DAY OF WK	HR	HR VOL	PERCENT OF AADT	HOUR NUMBER	AADT	NORTH VOLUME	SOUTH VOLUME	PERCENT NORTH IS OF TOTAL VOLUME	PERCENT SOUTH IS OF TOTAL VOLUME
8	7	2016	1	13	572	10.15	68	5,636	213	359	37.24	62.76
9	3	2016	7	13	572	10.15	69	5,636	304	268	53.15	46.85
6	3	2016	6	13	571	10.13	70	5,636	261	310	45.71	54.29
8	11	2016	5	14	571	10.13	71	5,636	260	311	45.53	54.47
9	16	2016	6	13	571	10.13	72	5,636	272	299	47.64	52.36
7	8	2016	6	15	570	10.11	73	5,636	303	267	53.16	46.84
8	1	2016	2	13	570	10.11	74	5,636	257	313	45.09	54.91
8	11	2016	5	15	569	10.10	75	5,636	303	266	53.25	46.75
6	2	2016	5	17	568	10.08	76	5,636	313	255	55.11	44.89
6	24	2016	6	13	568	10.08	77	5,636	233	335	41.02	58.98
9	1	2016	5	17	568	10.08	78	5,636	319	249	56.16	43.84
7	1	2016	6	11	567	10.06	79	5,636	255	312	44.97	55.03
9	2	2016	6	18	567	10.06	80	5,636	355	212	62.61	37.39
8	10	2016	4	17	566	10.04	81	5,636	323	243	57.07	42.93
9	6	2016	3	17	566	10.04	82	5,636	329	237	58.13	41.87
9	23	2016	6	17	566	10.04	83	5,636	316	250	55.83	44.17
10	13	2016	5	16	566	10.04	84	5,636	326	240	57.60	42.40
7	5	2016	3	12	565	10.02	85	5,636	217	348	38.41	61.59
10	7	2016	6	17	565	10.02	86	5,636	322	243	56.99	43.01
10	21	2016	6	12	565	10.02	87	5,636	270	295	47.79	52.21
10	22	2016	7	13	565	10.02	88	5,636	275	290	48.67	51.33
9	16	2016	6	15	564	10.01	89	5,636	307	257	54.43	45.57
8	3	2016	4	17	563	9.99	90	5,636	345	218	61.28	38.72
6	23	2016	5	17	562	9.97	91	5,636	327	235	58.19	41.81
8	8	2016	2	17	562	9.97	92	5,636	285	277	50.71	49.29
6	1	2016	4	17	561	9.95	93	5,636	330	231	58.82	41.18
7	5	2016	3	11	561	9.95	94	5,636	181	380	32.26	67.74
9	6	2016	3	15	561	9.95	95	5,636	295	266	52.58	47.42
9	21	2016	4	16	561	9.95	96	5,636	308	253	54.90	45.10
10	13	2016	5	17	561	9.95	97	5,636	347	214	61.85	38.15
6	23	2016	5	14	560	9.94	98	5,636	285	275	50.89	49.11
8	12	2016	6	16	560	9.94	99	5,636	312	248	55.71	44.29
8	26	2016	6	17	560	9.94	100	5,636	309	251	55.18	44.82
9	3	2016	7	15	560	9.94	101	5,636	329	231	58.75	41.25
9	9	2016	6	15	560	9.94	102	5,636	314	246	56.07	43.93
8	5	2016	6	18	559	9.92	103	5,636	337	222	60.29	39.71
8	19	2016	6	13	559	9.92	104	5,636	269	290	48.12	51.88
9	16	2016	6	17	559	9.92	105	5,636	327	232	58.50	41.50
8	8	2016	2	18	558	9.90	106	5,636	334	224	59.86	40.14
7	6	2016	4	15	557	9.88	107	5,636	282	275	50.63	49.37
8	11	2016	5	16	556	9.87	108	5,636	279	277	50.18	49.82
10	7	2016	6	16	556	9.87	109	5,636	306	250	55.04	44.96
7	8	2016	6	17	555	9.85	110	5,636	335	220	60.36	39.64
8	19	2016	6	14	555	9.85	111	5,636	309	246	55.68	44.32
8	19	2016	6	12	554	9.83	112	5,636	239	315	43.14	56.86
9	9	2016	6	18	554	9.83	113	5,636	317	237	57.22	42.78
9	15	2016	5	17	554	9.83	114	5,636	305	249	55.05	44.95
10	18	2016	3	14	554	9.83	115	5,636	280	274	50.54	49.46
10	20	2016	5	17	554	9.83	116	5,636	343	211	61.91	38.09
8	1	2016	2	15	553	9.81	117	5,636	296	257	53.53	46.47
10	19	2016	4	17	553	9.81	118	5,636	337	216	60.94	39.06

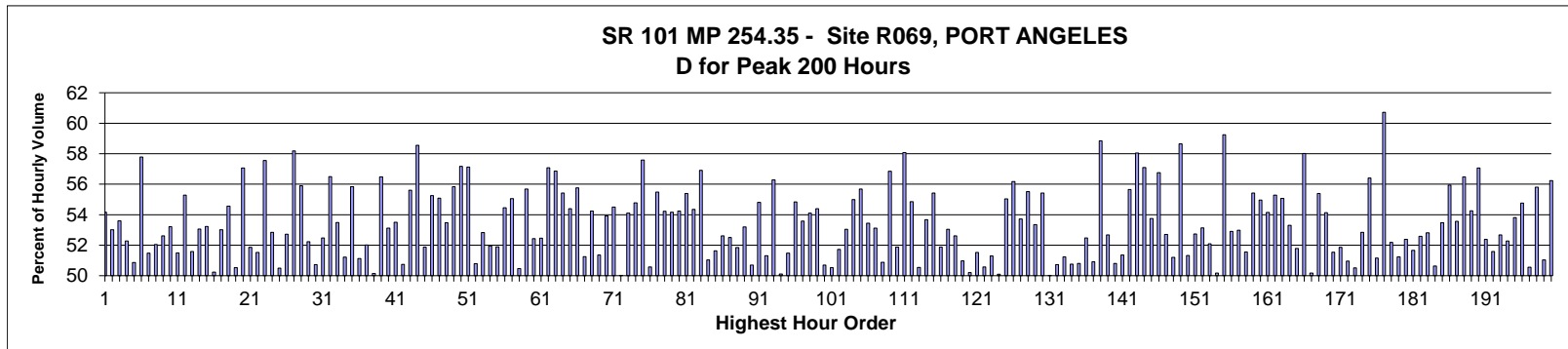
MO	DY	YR	DAY OF WK	HR	HR VOL	PERCENT OF AADT	HOUR NUMBER	AADT	NORTH VOLUME	SOUTH VOLUME	PERCENT NORTH IS OF TOTAL VOLUME	PERCENT SOUTH IS OF TOTAL VOLUME
8	2	2016	3	16	552	9.79	119	5,636	311	241	56.34	43.66
9	3	2016	7	12	552	9.79	120	5,636	253	299	45.83	54.17
9	22	2016	5	17	551	9.78	121	5,636	328	223	59.53	40.47
10	23	2016	1	14	551	9.78	122	5,636	173	378	31.40	68.60
6	30	2016	5	16	550	9.76	123	5,636	314	236	57.09	42.91
8	2	2016	3	15	550	9.76	124	5,636	297	253	54.00	46.00
8	5	2016	6	15	550	9.76	125	5,636	302	248	54.91	45.09
8	9	2016	3	14	550	9.76	126	5,636	250	300	45.45	54.55
8	24	2016	4	18	550	9.76	127	5,636	353	197	64.18	35.82
9	29	2016	5	17	550	9.76	128	5,636	299	251	54.36	45.64
5	6	2016	6	17	549	9.74	129	5,636	304	245	55.37	44.63
7	2	2016	7	13	549	9.74	130	5,636	279	270	50.82	49.18
7	22	2016	6	14	549	9.74	131	5,636	272	277	49.54	50.46
5	12	2016	5	18	548	9.72	132	5,636	377	171	68.80	31.20
7	7	2016	5	15	548	9.72	133	5,636	289	259	52.74	47.26
7	11	2016	2	17	548	9.72	134	5,636	314	234	57.30	42.70
8	2	2016	3	18	548	9.72	135	5,636	371	177	67.70	32.30
8	3	2016	4	14	548	9.72	136	5,636	281	267	51.28	48.72
8	13	2016	7	12	548	9.72	137	5,636	224	324	40.88	59.12
6	10	2016	6	17	547	9.71	138	5,636	326	221	59.60	40.40
7	6	2016	4	16	547	9.71	139	5,636	272	275	49.73	50.27
8	3	2016	4	15	547	9.71	140	5,636	282	265	51.55	48.45
8	3	2016	4	18	547	9.71	141	5,636	334	213	61.06	38.94
8	19	2016	6	15	546	9.69	142	5,636	298	248	54.58	45.42
9	1	2016	5	11	546	9.69	143	5,636	226	320	41.39	58.61
10	22	2016	7	12	546	9.69	144	5,636	251	295	45.97	54.03
8	3	2016	4	16	545	9.67	145	5,636	322	223	59.08	40.92
6	30	2016	5	18	544	9.65	146	5,636	325	219	59.74	40.26
7	18	2016	2	15	544	9.65	147	5,636	280	264	51.47	48.53
9	1	2016	5	15	544	9.65	148	5,636	303	241	55.70	44.30
9	30	2016	6	13	544	9.65	149	5,636	246	298	45.22	54.78
7	8	2016	6	12	543	9.63	150	5,636	225	318	41.44	58.56
7	22	2016	6	17	543	9.63	151	5,636	339	204	62.43	37.57
8	14	2016	1	14	543	9.63	152	5,636	210	333	38.67	61.33
9	6	2016	3	14	543	9.63	153	5,636	248	295	45.67	54.33
9	7	2016	4	17	543	9.63	154	5,636	301	242	55.43	44.57
10	12	2016	4	17	543	9.63	155	5,636	314	229	57.83	42.17
8	4	2016	5	14	542	9.62	156	5,636	276	266	50.92	49.08
8	21	2016	1	14	542	9.62	157	5,636	231	311	42.62	57.38
9	4	2016	1	13	542	9.62	158	5,636	230	312	42.44	57.56
10	18	2016	3	16	542	9.62	159	5,636	301	241	55.54	44.46
6	7	2016	3	17	541	9.60	160	5,636	312	229	57.67	42.33
6	10	2016	6	14	541	9.60	161	5,636	264	277	48.80	51.20
7	6	2016	4	12	541	9.60	162	5,636	245	296	45.29	54.71
7	12	2016	3	15	541	9.60	163	5,636	260	281	48.06	51.94
10	23	2016	1	16	541	9.60	164	5,636	187	354	34.57	65.43
7	2	2016	7	14	540	9.58	165	5,636	289	251	53.52	46.48
7	17	2016	1	14	540	9.58	166	5,636	238	302	44.07	55.93
7	22	2016	6	13	540	9.58	167	5,636	253	287	46.85	53.15
8	1	2016	2	16	540	9.58	168	5,636	301	239	55.74	44.26
9	6	2016	3	11	540	9.58	169	5,636	208	332	38.52	61.48

MO	DY	YR	DAY OF WK	HR	HR VOL	PERCENT OF AADT	HOUR NUMBER	AADT	NORTH VOLUME	SOUTH VOLUME	PERCENT NORTH IS OF TOTAL VOLUME	PERCENT SOUTH IS OF TOTAL VOLUME
10	13	2016	5	15	540	9.58	170	5,636	300	240	55.56	44.44
5	20	2016	6	17	539	9.56	171	5,636	292	247	54.17	45.83
6	15	2016	4	17	539	9.56	172	5,636	311	228	57.70	42.30
7	8	2016	6	18	539	9.56	173	5,636	328	211	60.85	39.15
7	20	2016	4	17	539	9.56	174	5,636	297	242	55.10	44.90
7	30	2016	7	11	539	9.56	175	5,636	209	330	38.78	61.22
5	26	2016	5	17	538	9.55	176	5,636	335	203	62.27	37.73
6	10	2016	6	15	538	9.55	177	5,636	283	255	52.60	47.40
6	17	2016	6	13	538	9.55	178	5,636	261	277	48.51	51.49
7	22	2016	6	16	538	9.55	179	5,636	290	248	53.90	46.10
8	26	2016	6	16	538	9.55	180	5,636	298	240	55.39	44.61
10	19	2016	4	16	538	9.55	181	5,636	284	254	52.79	47.21
5	19	2016	5	17	537	9.53	182	5,636	322	215	59.96	40.04
6	23	2016	5	16	537	9.53	183	5,636	285	252	53.07	46.93
6	30	2016	5	14	537	9.53	184	5,636	264	273	49.16	50.84
7	28	2016	5	17	537	9.53	185	5,636	314	223	58.47	41.53
8	4	2016	5	16	537	9.53	186	5,636	284	253	52.89	47.11
9	1	2016	5	18	537	9.53	187	5,636	343	194	63.87	36.13
9	20	2016	3	16	537	9.53	188	5,636	314	223	58.47	41.53
10	5	2016	4	17	537	9.53	189	5,636	292	245	54.38	45.62
7	8	2016	6	13	536	9.51	190	5,636	241	295	44.96	55.04
7	28	2016	5	14	536	9.51	191	5,636	259	277	48.32	51.68
7	30	2016	7	13	536	9.51	192	5,636	252	284	47.01	52.99
8	10	2016	4	14	536	9.51	193	5,636	249	287	46.46	53.54
9	5	2016	2	12	536	9.51	194	5,636	180	356	33.58	66.42
6	3	2016	6	15	535	9.49	195	5,636	313	222	58.50	41.50
7	24	2016	1	15	535	9.49	196	5,636	245	290	45.79	54.21
9	3	2016	7	11	535	9.49	197	5,636	220	315	41.12	58.88
9	5	2016	2	15	535	9.49	198	5,636	226	309	42.24	57.76
9	8	2016	5	17	535	9.49	199	5,636	311	224	58.13	41.87
9	9	2016	6	13	535	9.49	200	5,636	244	291	45.61	54.39





AADT= 23,742      K 30 FACTOR= 10.10      K 100 FACTOR= 9.64      K 200 FACTOR= 9.33      D 30 FACTOR= 50.73



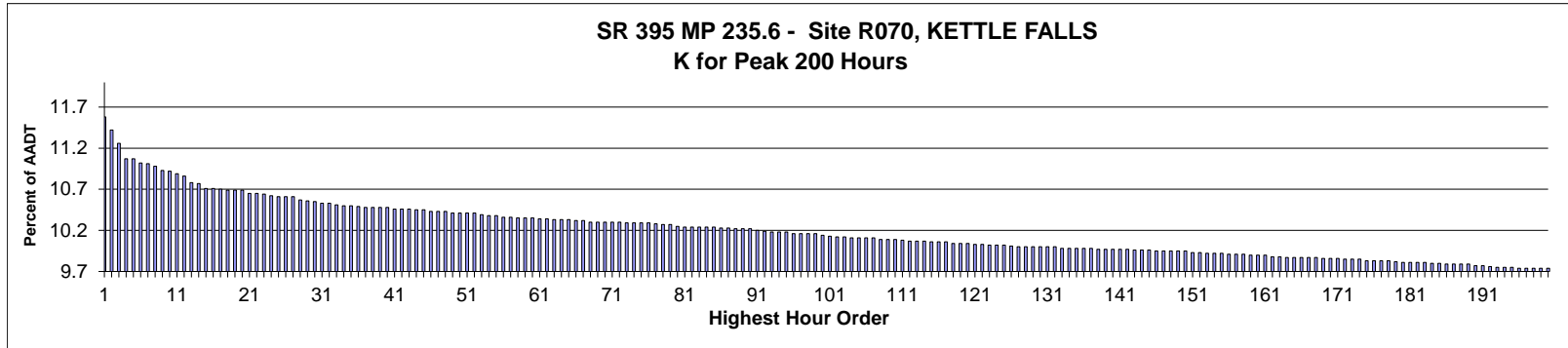
MO	DY	YR	DAY OF WK	HR	HR VOL	PERCENT OF AADT	HOUR NUMBER	AADT	NORTH VOLUME	SOUTH VOLUME	PERCENT NORTH IS OF TOTAL VOLUME	PERCENT SOUTH IS OF TOTAL VOLUME
7	20	2016	4	18	2,537	10.69	1	23,742	1,374	1,163	54.16	45.84
7	14	2016	5	18	2,535	10.68	2	23,742	1,344	1,191	53.02	46.98
8	4	2016	5	17	2,491	10.49	3	23,742	1,335	1,156	53.59	46.41
8	3	2016	4	17	2,485	10.47	4	23,742	1,299	1,186	52.27	47.73
8	5	2016	6	17	2,485	10.47	5	23,742	1,264	1,221	50.87	49.13
8	16	2016	3	18	2,464	10.38	6	23,742	1,424	1,040	57.79	42.21
6	30	2016	5	17	2,461	10.37	7	23,742	1,267	1,194	51.48	48.52
8	19	2016	6	17	2,461	10.37	8	23,742	1,281	1,180	52.05	47.95
7	29	2016	6	18	2,452	10.33	9	23,742	1,290	1,162	52.61	47.39
8	12	2016	6	17	2,445	10.30	10	23,742	1,301	1,144	53.21	46.79
7	22	2016	6	17	2,443	10.29	11	23,742	1,185	1,258	48.51	51.49
8	5	2016	6	18	2,435	10.26	12	23,742	1,346	1,089	55.28	44.72
7	13	2016	4	17	2,431	10.24	13	23,742	1,254	1,177	51.58	48.42
7	21	2016	5	17	2,431	10.24	14	23,742	1,290	1,141	53.06	46.94
8	16	2016	3	17	2,431	10.24	15	23,742	1,294	1,137	53.23	46.77
7	15	2016	6	17	2,425	10.21	16	23,742	1,207	1,218	49.77	50.23

MO	DY	YR	DAY OF WK	HR	HR VOL	PERCENT OF AADT	HOUR NUMBER	AADT	NORTH VOLUME	SOUTH VOLUME	PERCENT NORTH IS OF TOTAL VOLUME	PERCENT SOUTH IS OF TOTAL VOLUME
6	17	2016	6	17	2,422	10.20	17	23,742	1,284	1,138	53.01	46.99
7	13	2016	4	18	2,421	10.20	18	23,742	1,321	1,100	54.56	45.44
8	5	2016	6	16	2,421	10.20	19	23,742	1,223	1,198	50.52	49.48
8	15	2016	2	18	2,420	10.19	20	23,742	1,381	1,039	57.07	42.93
7	7	2016	5	17	2,416	10.18	21	23,742	1,253	1,163	51.86	48.14
7	15	2016	6	18	2,414	10.17	22	23,742	1,244	1,170	51.53	48.47
8	4	2016	5	18	2,408	10.14	23	23,742	1,386	1,022	57.56	42.44
7	6	2016	4	17	2,407	10.14	24	23,742	1,272	1,135	52.85	47.15
9	9	2016	6	17	2,406	10.13	25	23,742	1,215	1,191	50.50	49.50
7	14	2016	5	17	2,405	10.13	26	23,742	1,268	1,137	52.72	47.28
7	27	2016	4	18	2,403	10.12	27	23,742	1,398	1,005	58.18	41.82
8	17	2016	4	18	2,397	10.10	28	23,742	1,340	1,057	55.90	44.10
9	16	2016	6	17	2,397	10.10	29	23,742	1,252	1,145	52.23	47.77
10	7	2016	6	17	2,397	10.10	30	23,742	1,216	1,181	50.73	49.27
7	8	2016	6	17	2,395	10.09	31	23,742	1,138	1,257	47.52	52.48
8	18	2016	5	18	2,393	10.08	32	23,742	1,352	1,041	56.50	43.50
8	15	2016	2	17	2,391	10.07	33	23,742	1,279	1,112	53.49	46.51
7	1	2016	6	17	2,388	10.06	34	23,742	1,223	1,165	51.21	48.79
8	3	2016	4	18	2,387	10.05	35	23,742	1,333	1,054	55.84	44.16
8	26	2016	6	17	2,384	10.04	36	23,742	1,219	1,165	51.13	48.87
6	3	2016	6	17	2,382	10.03	37	23,742	1,239	1,143	52.02	47.98
9	2	2016	6	17	2,379	10.02	38	23,742	1,186	1,193	49.85	50.15
8	24	2016	4	18	2,378	10.02	39	23,742	1,343	1,035	56.48	43.52
8	17	2016	4	17	2,374	10.00	40	23,742	1,261	1,113	53.12	46.88
8	24	2016	4	17	2,372	9.99	41	23,742	1,269	1,103	53.50	46.50
7	29	2016	6	16	2,371	9.99	42	23,742	1,168	1,203	49.26	50.74
7	22	2016	6	18	2,370	9.98	43	23,742	1,318	1,052	55.61	44.39
7	28	2016	5	18	2,367	9.97	44	23,742	1,386	981	58.56	41.44
7	19	2016	3	17	2,365	9.96	45	23,742	1,227	1,138	51.88	48.12
8	18	2016	5	17	2,364	9.96	46	23,742	1,306	1,058	55.25	44.75
10	7	2016	6	18	2,364	9.96	47	23,742	1,302	1,062	55.08	44.92
7	27	2016	4	17	2,360	9.94	48	23,742	1,262	1,098	53.47	46.53
6	29	2016	4	18	2,359	9.94	49	23,742	1,317	1,042	55.83	44.17
6	30	2016	5	18	2,358	9.93	50	23,742	1,348	1,010	57.17	42.83
7	21	2016	5	18	2,358	9.93	51	23,742	1,347	1,011	57.12	42.88
6	9	2016	5	17	2,355	9.92	52	23,742	1,196	1,159	50.79	49.21
7	28	2016	5	16	2,353	9.91	53	23,742	1,243	1,110	52.83	47.17
5	6	2016	6	16	2,352	9.91	54	23,742	1,222	1,130	51.96	48.04
5	6	2016	6	17	2,351	9.90	55	23,742	1,220	1,131	51.89	48.11
7	28	2016	5	17	2,343	9.87	56	23,742	1,276	1,067	54.46	45.54
8	23	2016	3	17	2,343	9.87	57	23,742	1,290	1,053	55.06	44.94
7	5	2016	3	17	2,342	9.86	58	23,742	1,182	1,160	50.47	49.53
7	12	2016	3	18	2,342	9.86	59	23,742	1,304	1,038	55.68	44.32
7	22	2016	6	16	2,342	9.86	60	23,742	1,114	1,228	47.57	52.43
8	18	2016	5	16	2,339	9.85	61	23,742	1,227	1,112	52.46	47.54
5	13	2016	6	17	2,337	9.84	62	23,742	1,334	1,003	57.08	42.92
7	6	2016	4	18	2,337	9.84	63	23,742	1,329	1,008	56.87	43.13
7	20	2016	4	17	2,335	9.83	64	23,742	1,294	1,041	55.42	44.58
8	25	2016	5	17	2,335	9.83	65	23,742	1,270	1,065	54.39	45.61
7	7	2016	5	18	2,328	9.81	66	23,742	1,298	1,030	55.76	44.24
6	24	2016	6	17	2,326	9.80	67	23,742	1,192	1,134	51.25	48.75

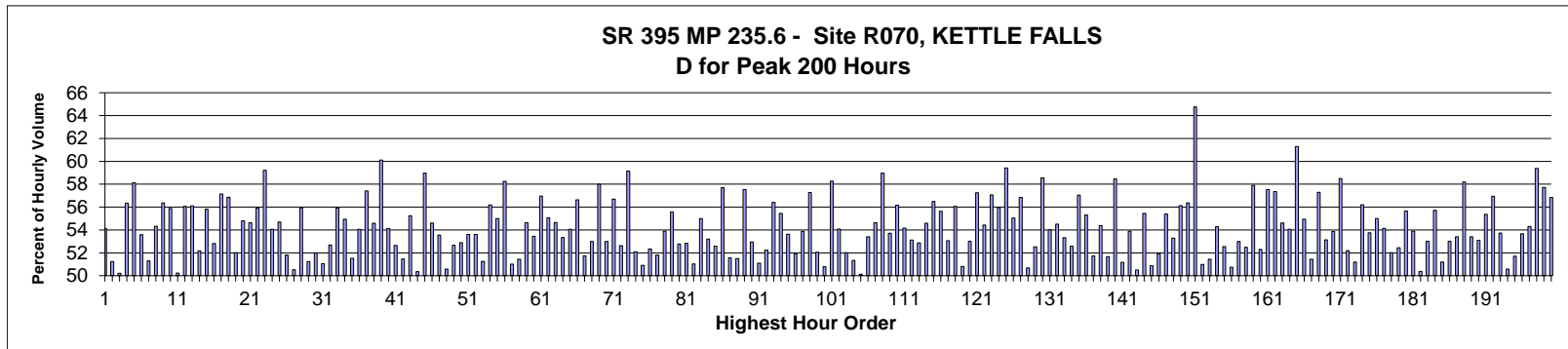
MO	DY	YR	DAY OF WK	HR	HR VOL	PERCENT OF AADT	HOUR NUMBER	AADT	NORTH VOLUME	SOUTH VOLUME	PERCENT NORTH IS OF TOTAL VOLUME	PERCENT SOUTH IS OF TOTAL VOLUME
6	28	2016	3	17	2,325	9.79	68	23,742	1,261	1,064	54.24	45.76
7	21	2016	5	16	2,325	9.79	69	23,742	1,194	1,131	51.35	48.65
9	2	2016	6	18	2,324	9.79	70	23,742	1,253	1,071	53.92	46.08
7	26	2016	3	17	2,323	9.78	71	23,742	1,266	1,057	54.50	45.50
8	19	2016	6	16	2,323	9.78	72	23,742	1,162	1,161	50.02	49.98
9	21	2016	4	17	2,323	9.78	73	23,742	1,257	1,066	54.11	45.89
9	15	2016	5	17	2,322	9.78	74	23,742	1,272	1,050	54.78	45.22
7	26	2016	3	18	2,318	9.76	75	23,742	1,335	983	57.59	42.41
5	27	2016	6	16	2,317	9.76	76	23,742	1,145	1,172	49.42	50.58
8	10	2016	4	18	2,316	9.75	77	23,742	1,285	1,031	55.48	44.52
9	14	2016	4	17	2,316	9.75	78	23,742	1,256	1,060	54.23	45.77
7	8	2016	6	18	2,315	9.75	79	23,742	1,254	1,061	54.17	45.83
8	2	2016	3	17	2,314	9.75	80	23,742	1,255	1,059	54.24	45.76
7	25	2016	2	18	2,311	9.73	81	23,742	1,280	1,031	55.39	44.61
8	19	2016	6	18	2,311	9.73	82	23,742	1,256	1,055	54.35	45.65
8	22	2016	2	18	2,309	9.73	83	23,742	1,314	995	56.91	43.09
7	27	2016	4	16	2,306	9.71	84	23,742	1,177	1,129	51.04	48.96
8	5	2016	6	15	2,305	9.71	85	23,742	1,115	1,190	48.37	51.63
9	6	2016	3	17	2,305	9.71	86	23,742	1,213	1,092	52.62	47.38
7	29	2016	6	17	2,303	9.70	87	23,742	1,209	1,094	52.50	47.50
7	25	2016	2	17	2,301	9.69	88	23,742	1,193	1,108	51.85	48.15
8	19	2016	6	13	2,299	9.68	89	23,742	1,076	1,223	46.80	53.20
5	27	2016	6	17	2,296	9.67	90	23,742	1,164	1,132	50.70	49.30
8	10	2016	4	17	2,295	9.67	91	23,742	1,258	1,037	54.81	45.19
8	26	2016	6	16	2,294	9.66	92	23,742	1,117	1,177	48.69	51.31
9	9	2016	6	18	2,294	9.66	93	23,742	1,291	1,003	56.28	43.72
7	29	2016	6	15	2,293	9.66	94	23,742	1,144	1,149	49.89	50.11
4	21	2016	5	17	2,292	9.65	95	23,742	1,180	1,112	51.48	48.52
7	1	2016	6	16	2,292	9.65	96	23,742	1,035	1,257	45.16	54.84
8	4	2016	5	16	2,292	9.65	97	23,742	1,228	1,064	53.58	46.42
8	1	2016	2	17	2,290	9.65	98	23,742	1,239	1,051	54.10	45.90
11	10	2016	5	17	2,289	9.64	99	23,742	1,245	1,044	54.39	45.61
6	10	2016	6	17	2,288	9.64	100	23,742	1,160	1,128	50.70	49.30
9	23	2016	6	17	2,286	9.63	101	23,742	1,131	1,155	49.48	50.52
6	22	2016	4	17	2,285	9.62	102	23,742	1,182	1,103	51.73	48.27
9	13	2016	3	17	2,285	9.62	103	23,742	1,212	1,073	53.04	46.96
6	17	2016	6	18	2,284	9.62	104	23,742	1,256	1,028	54.99	45.01
5	12	2016	5	17	2,281	9.61	105	23,742	1,270	1,011	55.68	44.32
10	6	2016	5	17	2,281	9.61	106	23,742	1,219	1,062	53.44	46.56
5	11	2016	4	18	2,276	9.59	107	23,742	1,209	1,067	53.12	46.88
9	2	2016	6	16	2,276	9.59	108	23,742	1,158	1,118	50.88	49.12
9	8	2016	5	18	2,276	9.59	109	23,742	1,294	982	56.85	43.15
6	29	2016	4	17	2,275	9.58	110	23,742	1,180	1,095	51.87	48.13
8	1	2016	2	18	2,275	9.58	111	23,742	1,321	954	58.07	41.93
8	29	2016	2	17	2,275	9.58	112	23,742	1,248	1,027	54.86	45.14
9	8	2016	5	17	2,275	9.58	113	23,742	1,150	1,125	50.55	49.45
9	30	2016	6	17	2,275	9.58	114	23,742	1,221	1,054	53.67	46.33
6	7	2016	3	17	2,273	9.57	115	23,742	1,260	1,013	55.43	44.57
6	16	2016	5	17	2,273	9.57	116	23,742	1,179	1,094	51.87	48.13
8	26	2016	6	15	2,270	9.56	117	23,742	1,066	1,204	46.96	53.04
10	12	2016	4	17	2,269	9.56	118	23,742	1,194	1,075	52.62	47.38

MO	DY	YR	DAY OF WK	HR	HR VOL	PERCENT OF AADT	HOUR NUMBER	AADT	NORTH VOLUME	SOUTH VOLUME	PERCENT NORTH IS OF TOTAL VOLUME	PERCENT SOUTH IS OF TOTAL VOLUME
5	11	2016	4	17	2,268	9.55	119	23,742	1,156	1,112	50.97	49.03
8	19	2016	6	15	2,265	9.54	120	23,742	1,128	1,137	49.80	50.20
10	27	2016	5	17	2,265	9.54	121	23,742	1,167	1,098	51.52	48.48
8	15	2016	2	16	2,264	9.54	122	23,742	1,119	1,145	49.43	50.57
7	15	2016	6	16	2,263	9.53	123	23,742	1,102	1,161	48.70	51.30
7	1	2016	6	14	2,262	9.53	124	23,742	1,133	1,129	50.09	49.91
8	26	2016	6	18	2,262	9.53	125	23,742	1,245	1,017	55.04	44.96
6	16	2016	5	18	2,261	9.52	126	23,742	1,270	991	56.17	43.83
5	26	2016	5	17	2,260	9.52	127	23,742	1,214	1,046	53.72	46.28
7	5	2016	3	18	2,257	9.51	128	23,742	1,253	1,004	55.52	44.48
8	8	2016	2	17	2,257	9.51	129	23,742	1,204	1,053	53.35	46.65
8	30	2016	3	18	2,257	9.51	130	23,742	1,251	1,006	55.43	44.57
9	9	2016	6	16	2,257	9.51	131	23,742	1,129	1,128	50.02	49.98
9	16	2016	6	16	2,257	9.51	132	23,742	1,145	1,112	50.73	49.27
3	24	2016	5	17	2,256	9.50	133	23,742	1,156	1,100	51.24	48.76
8	12	2016	6	14	2,256	9.50	134	23,742	1,111	1,145	49.25	50.75
8	17	2016	4	16	2,256	9.50	135	23,742	1,146	1,110	50.80	49.20
12	1	2016	5	17	2,256	9.50	136	23,742	1,184	1,072	52.48	47.52
7	15	2016	6	14	2,255	9.50	137	23,742	1,107	1,148	49.09	50.91
7	19	2016	3	18	2,255	9.50	138	23,742	1,327	928	58.85	41.15
11	1	2016	3	17	2,255	9.50	139	23,742	1,188	1,067	52.68	47.32
8	10	2016	4	16	2,254	9.49	140	23,742	1,145	1,109	50.80	49.20
8	31	2016	4	17	2,253	9.49	141	23,742	1,157	1,096	51.35	48.65
9	16	2016	6	18	2,253	9.49	142	23,742	1,254	999	55.66	44.34
9	13	2016	3	18	2,252	9.49	143	23,742	1,307	945	58.04	41.96
6	28	2016	3	18	2,251	9.48	144	23,742	1,285	966	57.09	42.91
9	26	2016	2	17	2,251	9.48	145	23,742	1,210	1,041	53.75	46.25
8	12	2016	6	18	2,250	9.48	146	23,742	1,277	973	56.76	43.24
9	22	2016	5	17	2,250	9.48	147	23,742	1,186	1,064	52.71	47.29
10	5	2016	4	17	2,250	9.48	148	23,742	1,152	1,098	51.20	48.80
9	15	2016	5	18	2,249	9.47	149	23,742	1,319	930	58.65	41.35
8	25	2016	5	16	2,248	9.47	150	23,742	1,154	1,094	51.33	48.67
4	14	2016	5	17	2,247	9.46	151	23,742	1,185	1,062	52.74	47.26
5	5	2016	5	17	2,247	9.46	152	23,742	1,194	1,053	53.14	46.86
9	8	2016	5	16	2,246	9.46	153	23,742	1,170	1,076	52.09	47.91
10	7	2016	6	16	2,246	9.46	154	23,742	1,127	1,119	50.18	49.82
8	9	2016	3	18	2,245	9.46	155	23,742	1,330	915	59.24	40.76
10	11	2016	3	17	2,244	9.45	156	23,742	1,187	1,057	52.90	47.10
7	7	2016	5	16	2,242	9.44	157	23,742	1,188	1,054	52.99	47.01
8	11	2016	5	17	2,242	9.44	158	23,742	1,156	1,086	51.56	48.44
5	20	2016	6	17	2,241	9.44	159	23,742	1,242	999	55.42	44.58
7	12	2016	3	17	2,240	9.43	160	23,742	1,231	1,009	54.96	45.04
7	18	2016	2	17	2,240	9.43	161	23,742	1,213	1,027	54.15	45.85
8	31	2016	4	18	2,239	9.43	162	23,742	1,238	1,001	55.29	44.71
9	1	2016	5	18	2,239	9.43	163	23,742	1,233	1,006	55.07	44.93
5	25	2016	4	17	2,238	9.43	164	23,742	1,193	1,045	53.31	46.69
6	20	2016	2	17	2,236	9.42	165	23,742	1,158	1,078	51.79	48.21
6	22	2016	4	18	2,236	9.42	166	23,742	1,297	939	58.01	41.99
8	3	2016	4	16	2,236	9.42	167	23,742	1,122	1,114	50.18	49.82
4	19	2016	3	17	2,235	9.41	168	23,742	1,238	997	55.39	44.61
5	10	2016	3	17	2,235	9.41	169	23,742	1,210	1,025	54.14	45.86

MO	DY	YR	DAY OF WK	HR	HR VOL	PERCENT OF AADT	HOUR NUMBER	AADT	NORTH VOLUME	SOUTH VOLUME	PERCENT NORTH IS OF TOTAL VOLUME	PERCENT SOUTH IS OF TOTAL VOLUME
7	1	2016	6	18	2,235	9.41	170	23,742	1,152	1,083	51.54	48.46
7	8	2016	6	16	2,235	9.41	171	23,742	1,076	1,159	48.14	51.86
7	15	2016	6	15	2,235	9.41	172	23,742	1,096	1,139	49.04	50.96
7	29	2016	6	14	2,235	9.41	173	23,742	1,106	1,129	49.49	50.51
9	20	2016	3	17	2,235	9.41	174	23,742	1,181	1,054	52.84	47.16
7	18	2016	2	18	2,232	9.40	175	23,742	1,259	973	56.41	43.59
7	19	2016	3	16	2,232	9.40	176	23,742	1,090	1,142	48.84	51.16
8	20	2016	7	12	2,230	9.39	177	23,742	876	1,354	39.28	60.72
6	3	2016	6	16	2,229	9.39	178	23,742	1,066	1,163	47.82	52.18
6	30	2016	5	16	2,229	9.39	179	23,742	1,087	1,142	48.77	51.23
6	13	2016	2	17	2,228	9.38	180	23,742	1,167	1,061	52.38	47.62
7	8	2016	6	13	2,228	9.38	181	23,742	1,151	1,077	51.66	48.34
3	17	2016	5	17	2,227	9.38	182	23,742	1,171	1,056	52.58	47.42
4	1	2016	6	17	2,227	9.38	183	23,742	1,176	1,051	52.81	47.19
8	12	2016	6	16	2,226	9.38	184	23,742	1,099	1,127	49.37	50.63
8	22	2016	2	17	2,225	9.37	185	23,742	1,190	1,035	53.48	46.52
8	2	2016	3	18	2,222	9.36	186	23,742	1,243	979	55.94	44.06
9	7	2016	4	17	2,222	9.36	187	23,742	1,190	1,032	53.56	46.44
9	14	2016	4	18	2,222	9.36	188	23,742	1,255	967	56.48	43.52
8	30	2016	3	17	2,221	9.35	189	23,742	1,205	1,016	54.25	45.75
6	27	2016	2	18	2,220	9.35	190	23,742	1,267	953	57.07	42.93
7	26	2016	3	16	2,220	9.35	191	23,742	1,163	1,057	52.39	47.61
8	26	2016	6	13	2,220	9.35	192	23,742	1,075	1,145	48.42	51.58
6	2	2016	5	17	2,219	9.35	193	23,742	1,169	1,050	52.68	47.32
7	1	2016	6	15	2,219	9.35	194	23,742	1,059	1,160	47.72	52.28
9	12	2016	2	17	2,219	9.35	195	23,742	1,194	1,025	53.81	46.19
5	4	2016	4	17	2,217	9.34	196	23,742	1,214	1,003	54.76	45.24
7	5	2016	3	16	2,217	9.34	197	23,742	1,121	1,096	50.56	49.44
7	11	2016	2	18	2,217	9.34	198	23,742	1,237	980	55.80	44.20
4	29	2016	6	16	2,216	9.33	199	23,742	1,131	1,085	51.04	48.96
7	30	2016	7	12	2,216	9.33	200	23,742	970	1,246	43.77	56.23



AADT= 8,114      K 30 FACTOR= 10.55      K 100 FACTOR= 10.14      K 200 FACTOR= 9.74      D 30 FACTOR= 51.99



MO	DY	YR	DAY OF WK	HR	HR VOL	PERCENT OF AADT	HOUR NUMBER	AADT	NORTH VOLUME	SOUTH VOLUME	PERCENT NORTH IS OF TOTAL VOLUME	PERCENT SOUTH IS OF TOTAL VOLUME
7	1	2016	6	16	940	11.58	1	8,114	509	431	54.15	45.85
9	2	2016	6	16	927	11.42	2	8,114	475	452	51.24	48.76
7	1	2016	6	12	914	11.26	3	8,114	455	459	49.78	50.22
7	1	2016	6	15	898	11.07	4	8,114	506	392	56.35	43.65
7	28	2016	5	17	898	11.07	5	8,114	522	376	58.13	41.87
7	29	2016	6	16	894	11.02	6	8,114	479	415	53.58	46.42
8	12	2016	6	16	893	11.01	7	8,114	458	435	51.29	48.71
7	1	2016	6	13	891	10.98	8	8,114	484	407	54.32	45.68
6	3	2016	6	15	887	10.93	9	8,114	500	387	56.37	43.63
8	5	2016	6	15	886	10.92	10	8,114	495	391	55.87	44.13
6	1	2016	4	16	884	10.89	11	8,114	440	444	49.77	50.23
6	7	2016	3	17	881	10.86	12	8,114	494	387	56.07	43.93
8	19	2016	6	15	875	10.78	13	8,114	491	384	56.11	43.89
6	3	2016	6	16	874	10.77	14	8,114	456	418	52.17	47.83
8	18	2016	5	17	869	10.71	15	8,114	485	384	55.81	44.19
8	31	2016	4	16	869	10.71	16	8,114	459	410	52.82	47.18

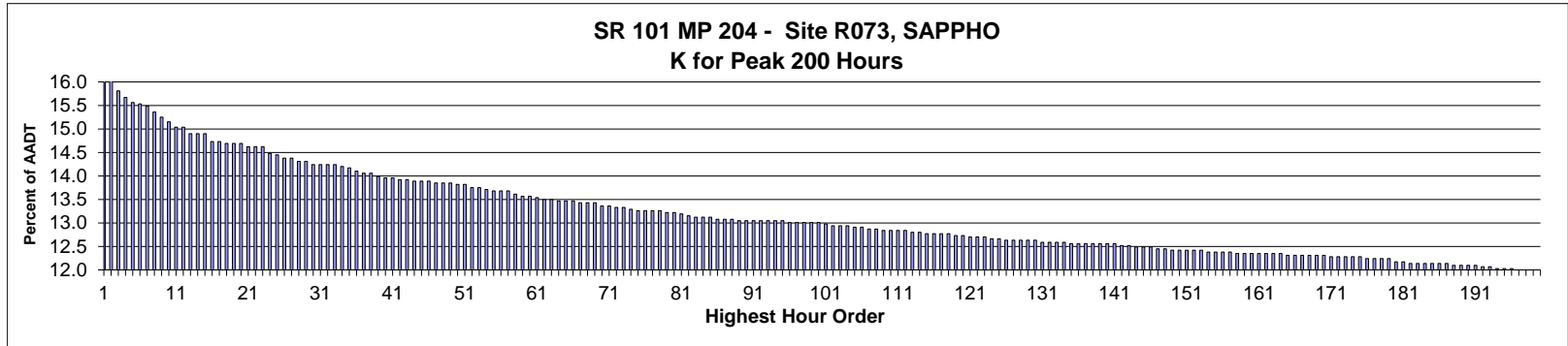
MO	DY	YR	DAY OF WK	HR	HR VOL	PERCENT OF AADT	HOUR NUMBER	AADT	NORTH VOLUME	SOUTH VOLUME	PERCENT NORTH IS OF TOTAL VOLUME	PERCENT SOUTH IS OF TOTAL VOLUME
9	7	2016	4	17	868	10.70	17	8,114	496	372	57.14	42.86
5	26	2016	5	17	867	10.69	18	8,114	493	374	56.86	43.14
10	11	2016	3	16	867	10.69	19	8,114	451	416	52.02	47.98
11	22	2016	3	16	867	10.69	20	8,114	475	392	54.79	45.21
6	1	2016	4	17	864	10.65	21	8,114	472	392	54.63	45.37
9	15	2016	5	17	864	10.65	22	8,114	483	381	55.90	44.10
8	31	2016	4	17	863	10.64	23	8,114	511	352	59.21	40.79
5	25	2016	4	17	862	10.62	24	8,114	466	396	54.06	45.94
7	8	2016	6	16	861	10.61	25	8,114	471	390	54.70	45.30
8	3	2016	4	16	861	10.61	26	8,114	446	415	51.80	48.20
10	4	2016	3	16	861	10.61	27	8,114	435	426	50.52	49.48
9	2	2016	6	15	858	10.57	28	8,114	480	378	55.94	44.06
5	26	2016	5	16	857	10.56	29	8,114	439	418	51.23	48.77
5	10	2016	3	17	856	10.55	30	8,114	445	411	51.99	48.01
5	6	2016	6	16	854	10.53	31	8,114	418	436	48.95	51.05
7	22	2016	6	16	854	10.53	32	8,114	450	404	52.69	47.31
9	16	2016	6	17	853	10.51	33	8,114	477	376	55.92	44.08
9	6	2016	3	17	852	10.50	34	8,114	468	384	54.93	45.07
9	29	2016	5	16	852	10.50	35	8,114	439	413	51.53	48.47
7	22	2016	6	15	851	10.49	36	8,114	460	391	54.05	45.95
4	29	2016	6	15	850	10.48	37	8,114	488	362	57.41	42.59
7	1	2016	6	14	850	10.48	38	8,114	464	386	54.59	45.41
7	21	2016	5	17	850	10.48	39	8,114	511	339	60.12	39.88
8	19	2016	6	16	850	10.48	40	8,114	460	390	54.12	45.88
6	3	2016	6	17	849	10.46	41	8,114	447	402	52.65	47.35
6	30	2016	5	16	849	10.46	42	8,114	437	412	51.47	48.53
7	1	2016	6	17	849	10.46	43	8,114	469	380	55.24	44.76
5	31	2016	3	16	848	10.45	44	8,114	421	427	49.65	50.35
5	31	2016	3	17	848	10.45	45	8,114	500	348	58.96	41.04
8	15	2016	2	16	846	10.43	46	8,114	462	384	54.61	45.39
9	6	2016	3	16	846	10.43	47	8,114	453	393	53.55	46.45
9	7	2016	4	16	846	10.43	48	8,114	428	418	50.59	49.41
5	10	2016	3	16	845	10.41	49	8,114	445	400	52.66	47.34
7	15	2016	6	16	845	10.41	50	8,114	447	398	52.90	47.10
8	19	2016	6	14	845	10.41	51	8,114	453	392	53.61	46.39
9	2	2016	6	14	845	10.41	52	8,114	453	392	53.61	46.39
10	1	2016	7	13	843	10.39	53	8,114	411	432	48.75	51.25
5	11	2016	4	17	842	10.38	54	8,114	473	369	56.18	43.82
7	19	2016	3	17	842	10.38	55	8,114	463	379	54.99	45.01
7	14	2016	5	17	841	10.36	56	8,114	490	351	58.26	41.74
9	9	2016	6	16	841	10.36	57	8,114	429	412	51.01	48.99
7	14	2016	5	16	840	10.35	58	8,114	432	408	51.43	48.57
9	8	2016	5	17	840	10.35	59	8,114	459	381	54.64	45.36
9	22	2016	5	16	840	10.35	60	8,114	449	391	53.45	46.55
6	17	2016	6	16	839	10.34	61	8,114	478	361	56.97	43.03
8	4	2016	5	17	839	10.34	62	8,114	462	377	55.07	44.93
6	4	2016	7	13	838	10.33	63	8,114	380	458	45.35	54.65
6	17	2016	6	17	838	10.33	64	8,114	447	391	53.34	46.66
11	8	2016	3	16	838	10.33	65	8,114	453	385	54.06	45.94
8	2	2016	3	17	837	10.32	66	8,114	474	363	56.63	43.37
9	15	2016	5	16	837	10.32	67	8,114	404	433	48.27	51.73

MO	DY	YR	DAY OF WK	HR	HR VOL	PERCENT OF AADT	HOUR NUMBER	AADT	NORTH VOLUME	SOUTH VOLUME	PERCENT NORTH IS OF TOTAL VOLUME	PERCENT SOUTH IS OF TOTAL VOLUME
5	27	2016	6	16	836	10.30	68	8,114	443	393	52.99	47.01
6	30	2016	5	17	836	10.30	69	8,114	485	351	58.01	41.99
7	8	2016	6	15	836	10.30	70	8,114	443	393	52.99	47.01
7	15	2016	6	15	836	10.30	71	8,114	474	362	56.70	43.30
10	25	2016	3	16	836	10.30	72	8,114	440	396	52.63	47.37
6	27	2016	2	17	835	10.29	73	8,114	494	341	59.16	40.84
8	2	2016	3	16	835	10.29	74	8,114	435	400	52.10	47.90
9	9	2016	6	15	835	10.29	75	8,114	425	410	50.90	49.10
9	30	2016	6	16	835	10.29	76	8,114	437	398	52.34	47.66
10	1	2016	7	14	834	10.28	77	8,114	402	432	48.20	51.80
7	20	2016	4	17	833	10.27	78	8,114	449	384	53.90	46.10
8	15	2016	2	17	833	10.27	79	8,114	463	370	55.58	44.42
9	14	2016	4	16	832	10.25	80	8,114	439	393	52.76	47.24
5	25	2016	4	16	831	10.24	81	8,114	439	392	52.83	47.17
7	28	2016	5	16	831	10.24	82	8,114	424	407	51.02	48.98
9	1	2016	5	17	831	10.24	83	8,114	457	374	54.99	45.01
9	23	2016	6	15	831	10.24	84	8,114	442	389	53.19	46.81
11	4	2016	6	16	831	10.24	85	8,114	437	394	52.59	47.41
5	27	2016	6	15	830	10.23	86	8,114	479	351	57.71	42.29
10	7	2016	6	16	830	10.23	87	8,114	428	402	51.57	48.43
5	4	2016	4	16	829	10.22	88	8,114	427	402	51.51	48.49
5	4	2016	4	17	829	10.22	89	8,114	477	352	57.54	42.46
8	12	2016	6	13	829	10.22	90	8,114	439	390	52.96	47.04
7	6	2016	4	16	828	10.20	91	8,114	423	405	51.09	48.91
10	14	2016	6	16	827	10.19	92	8,114	432	395	52.24	47.76
7	27	2016	4	17	826	10.18	93	8,114	466	360	56.42	43.58
8	12	2016	6	14	826	10.18	94	8,114	458	368	55.45	44.55
9	1	2016	5	16	826	10.18	95	8,114	443	383	53.63	46.37
5	3	2016	3	16	824	10.16	96	8,114	428	396	51.94	48.06
8	5	2016	6	14	824	10.16	97	8,114	444	380	53.88	46.12
8	11	2016	5	17	824	10.16	98	8,114	472	352	57.28	42.72
9	6	2016	3	15	824	10.16	99	8,114	429	395	52.06	47.94
11	18	2016	6	16	823	10.14	100	8,114	418	405	50.79	49.21
8	12	2016	6	15	822	10.13	101	8,114	479	343	58.27	41.73
5	6	2016	6	15	821	10.12	102	8,114	444	377	54.08	45.92
6	10	2016	6	16	821	10.12	103	8,114	427	394	52.01	47.99
4	20	2016	4	16	820	10.11	104	8,114	399	421	48.66	51.34
6	2	2016	5	16	820	10.11	105	8,114	409	411	49.88	50.12
8	11	2016	5	15	820	10.11	106	8,114	438	382	53.41	46.59
8	18	2016	5	16	820	10.11	107	8,114	448	372	54.63	45.37
8	26	2016	6	15	819	10.09	108	8,114	483	336	58.97	41.03
9	22	2016	5	17	819	10.09	109	8,114	440	379	53.72	46.28
10	11	2016	3	17	819	10.09	110	8,114	460	359	56.17	43.83
7	13	2016	4	16	818	10.08	111	8,114	443	375	54.16	45.84
7	21	2016	5	16	817	10.07	112	8,114	434	383	53.12	46.88
8	4	2016	5	16	817	10.07	113	8,114	432	385	52.88	47.12
10	21	2016	6	16	817	10.07	114	8,114	446	371	54.59	45.41
8	16	2016	3	17	816	10.06	115	8,114	461	355	56.50	43.50
9	9	2016	6	17	816	10.06	116	8,114	454	362	55.64	44.36
9	20	2016	3	16	816	10.06	117	8,114	383	433	46.94	53.06
4	1	2016	6	16	815	10.04	118	8,114	457	358	56.07	43.93

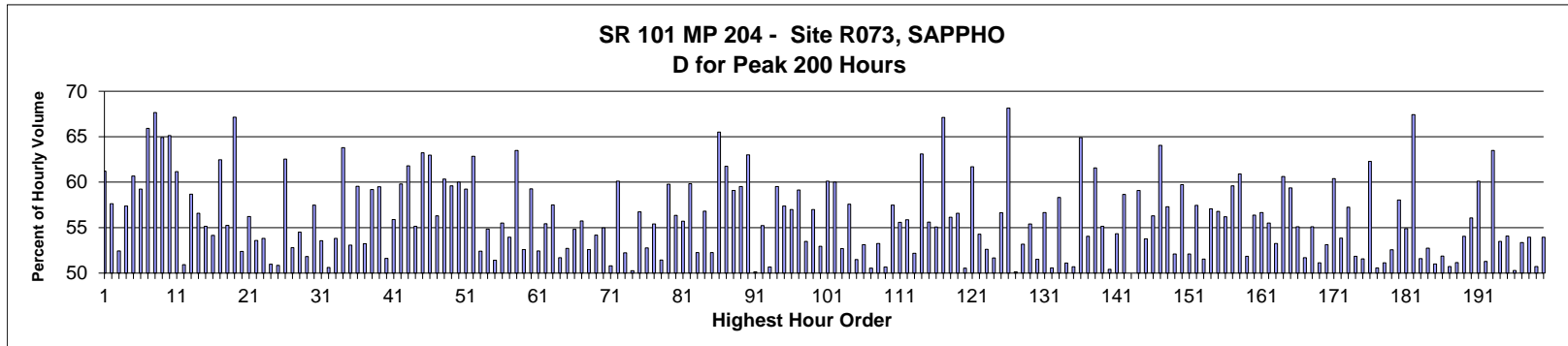


MO	DY	YR	DAY OF WK	HR	HR VOL	PERCENT OF AADT	HOUR NUMBER	AADT	NORTH VOLUME	SOUTH VOLUME	PERCENT NORTH IS OF TOTAL VOLUME	PERCENT SOUTH IS OF TOTAL VOLUME
7	8	2016	6	14	815	10.04	119	8,114	401	414	49.20	50.80
7	13	2016	4	17	815	10.04	120	8,114	432	383	53.01	46.99
4	21	2016	5	17	814	10.03	121	8,114	466	348	57.25	42.75
7	29	2016	6	17	814	10.03	122	8,114	443	371	54.42	45.58
6	2	2016	5	17	813	10.02	123	8,114	464	349	57.07	42.93
9	13	2016	3	17	813	10.02	124	8,114	455	358	55.97	44.03
11	3	2016	5	17	813	10.02	125	8,114	483	330	59.41	40.59
7	5	2016	3	16	812	10.01	126	8,114	447	365	55.05	44.95
6	17	2016	6	15	811	10.00	127	8,114	461	350	56.84	43.16
6	24	2016	6	14	811	10.00	128	8,114	400	411	49.32	50.68
8	26	2016	6	16	811	10.00	129	8,114	426	385	52.53	47.47
9	2	2016	6	17	811	10.00	130	8,114	475	336	58.57	41.43
9	16	2016	6	16	811	10.00	131	8,114	438	373	54.01	45.99
9	30	2016	6	15	811	10.00	132	8,114	442	369	54.50	45.50
7	22	2016	6	12	810	9.98	133	8,114	378	432	46.67	53.33
8	23	2016	3	17	810	9.98	134	8,114	426	384	52.59	47.41
8	24	2016	4	17	810	9.98	135	8,114	462	348	57.04	42.96
8	30	2016	3	17	810	9.98	136	8,114	448	362	55.31	44.69
11	18	2016	6	15	810	9.98	137	8,114	419	391	51.73	48.27
5	2	2016	2	17	809	9.97	138	8,114	440	369	54.39	45.61
7	26	2016	3	16	809	9.97	139	8,114	418	391	51.67	48.33
8	10	2016	4	17	809	9.97	140	8,114	473	336	58.47	41.53
9	28	2016	4	16	809	9.97	141	8,114	414	395	51.17	48.83
9	30	2016	6	17	809	9.97	142	8,114	436	373	53.89	46.11
1	8	2016	6	16	808	9.96	143	8,114	408	400	50.50	49.50
6	6	2016	2	17	808	9.96	144	8,114	448	360	55.45	44.55
9	13	2016	3	16	808	9.96	145	8,114	411	397	50.87	49.13
4	15	2016	6	16	807	9.95	146	8,114	419	388	51.92	48.08
7	26	2016	3	17	807	9.95	147	8,114	447	360	55.39	44.61
8	10	2016	4	16	807	9.95	148	8,114	430	377	53.28	46.72
9	27	2016	3	17	807	9.95	149	8,114	453	354	56.13	43.87
10	4	2016	3	17	807	9.95	150	8,114	455	352	56.38	43.62
6	2	2016	5	18	806	9.93	151	8,114	522	284	64.76	35.24
9	2	2016	6	12	806	9.93	152	8,114	411	395	50.99	49.01
4	29	2016	6	16	805	9.92	153	8,114	391	414	48.57	51.43
6	9	2016	5	17	805	9.92	154	8,114	437	368	54.29	45.71
7	29	2016	6	12	805	9.92	155	8,114	423	382	52.55	47.45
7	8	2016	6	13	804	9.91	156	8,114	408	396	50.75	49.25
9	1	2016	5	15	804	9.91	157	8,114	426	378	52.99	47.01
10	5	2016	4	16	804	9.91	158	8,114	422	382	52.49	47.51
8	1	2016	2	17	803	9.90	159	8,114	465	338	57.91	42.09
8	30	2016	3	16	803	9.90	160	8,114	420	383	52.30	47.70
10	21	2016	6	17	803	9.90	161	8,114	462	341	57.53	42.47
5	5	2016	5	17	802	9.88	162	8,114	460	342	57.36	42.64
6	29	2016	4	17	802	9.88	163	8,114	438	364	54.61	45.39
4	27	2016	4	16	801	9.87	164	8,114	433	368	54.06	45.94
4	28	2016	5	17	801	9.87	165	8,114	491	310	61.30	38.70
6	16	2016	5	16	801	9.87	166	8,114	440	361	54.93	45.07
6	16	2016	5	17	801	9.87	167	8,114	412	389	51.44	48.56
10	21	2016	6	15	801	9.87	168	8,114	459	342	57.30	42.70
6	6	2016	2	16	800	9.86	169	8,114	425	375	53.13	46.88

MO	DY	YR	DAY OF WK	HR	HR VOL	PERCENT OF AADT	HOUR NUMBER	AADT	NORTH VOLUME	SOUTH VOLUME	PERCENT NORTH IS OF TOTAL VOLUME	PERCENT SOUTH IS OF TOTAL VOLUME
7	27	2016	4	16	800	9.86	170	8,114	431	369	53.88	46.13
8	29	2016	2	17	800	9.86	171	8,114	468	332	58.50	41.50
5	11	2016	4	16	799	9.85	172	8,114	417	382	52.19	47.81
9	8	2016	5	16	799	9.85	173	8,114	409	390	51.19	48.81
10	13	2016	5	16	799	9.85	174	8,114	449	350	56.20	43.80
7	1	2016	6	11	798	9.83	175	8,114	369	429	46.24	53.76
7	12	2016	3	17	798	9.83	176	8,114	439	359	55.01	44.99
9	28	2016	4	17	798	9.83	177	8,114	432	366	54.14	45.86
10	17	2016	2	16	798	9.83	178	8,114	415	383	52.01	47.99
8	26	2016	6	17	797	9.82	179	8,114	418	379	52.45	47.55
5	3	2016	3	17	796	9.81	180	8,114	443	353	55.65	44.35
6	13	2016	2	17	796	9.81	181	8,114	429	367	53.89	46.11
8	1	2016	2	16	796	9.81	182	8,114	401	395	50.38	49.62
8	19	2016	6	13	796	9.81	183	8,114	422	374	53.02	46.98
8	3	2016	4	17	795	9.80	184	8,114	443	352	55.72	44.28
11	7	2016	2	16	795	9.80	185	8,114	407	388	51.19	48.81
3	4	2016	6	16	794	9.79	186	8,114	421	373	53.02	46.98
6	7	2016	3	16	794	9.79	187	8,114	424	370	53.40	46.60
7	15	2016	6	17	794	9.79	188	8,114	462	332	58.19	41.81
8	23	2016	3	16	794	9.79	189	8,114	424	370	53.40	46.60
8	11	2016	5	16	793	9.77	190	8,114	421	372	53.09	46.91
10	5	2016	4	17	793	9.77	191	8,114	439	354	55.36	44.64
8	18	2016	5	15	792	9.76	192	8,114	451	341	56.94	43.06
6	3	2016	6	14	791	9.75	193	8,114	425	366	53.73	46.27
6	9	2016	5	16	791	9.75	194	8,114	391	400	49.43	50.57
7	19	2016	3	16	791	9.75	195	8,114	382	409	48.29	51.71
4	19	2016	3	17	790	9.74	196	8,114	424	366	53.67	46.33
6	15	2016	4	17	790	9.74	197	8,114	429	361	54.30	45.70
6	30	2016	5	15	790	9.74	198	8,114	469	321	59.37	40.63
7	5	2016	3	17	790	9.74	199	8,114	456	334	57.72	42.28
7	6	2016	4	15	790	9.74	200	8,114	449	341	56.84	43.16



AADT= 2,859      K 30 FACTOR= 14.24      K 100 FACTOR= 13.01      K 200 FACTOR= 12.00      D 30 FACTOR= 57.49



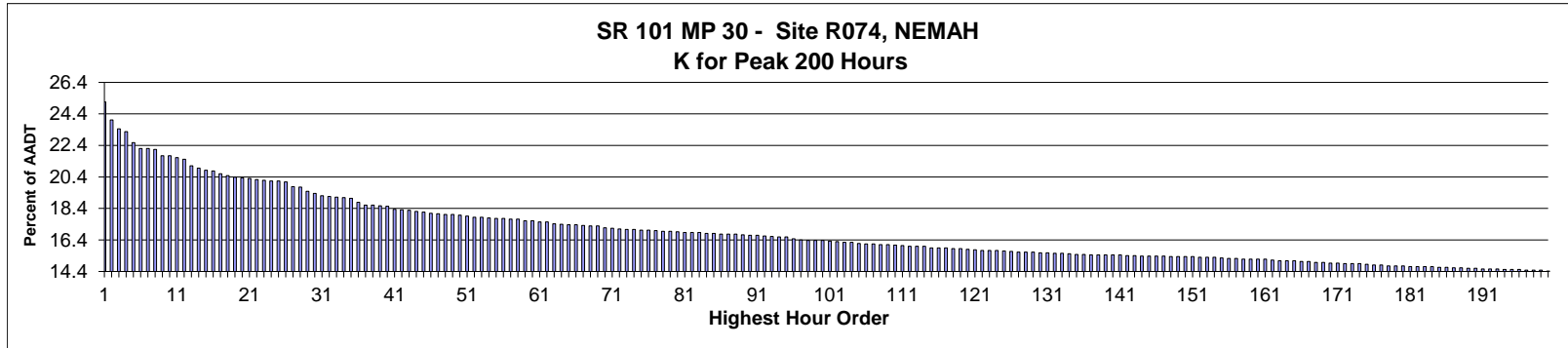
MO	DY	YR	DAY OF WK	HR	HR VOL	PERCENT OF AADT	HOUR NUMBER	AADT	EAST VOLUME	WEST VOLUME	PERCENT EAST IS OF TOTAL VOLUME	PERCENT WEST IS OF TOTAL VOLUME
8	14	2016	1	12	459	16.05	1	2,859	281	178	61.22	38.78
9	4	2016	1	17	458	16.02	2	2,859	264	194	57.64	42.36
7	4	2016	2	12	452	15.81	3	2,859	215	237	47.57	52.43
8	14	2016	1	13	448	15.67	4	2,859	257	191	57.37	42.63
8	28	2016	1	14	445	15.56	5	2,859	270	175	60.67	39.33
8	14	2016	1	14	444	15.53	6	2,859	263	181	59.23	40.77
9	5	2016	2	12	443	15.49	7	2,859	292	151	65.91	34.09
8	21	2016	1	12	439	15.36	8	2,859	297	142	67.65	32.35
8	21	2016	1	13	436	15.25	9	2,859	283	153	64.91	35.09
9	10	2016	7	12	433	15.15	10	2,859	151	282	34.87	65.13
8	20	2016	7	12	430	15.04	11	2,859	167	263	38.84	61.16
9	10	2016	7	17	430	15.04	12	2,859	219	211	50.93	49.07
7	24	2016	1	16	426	14.90	13	2,859	250	176	58.69	41.31
8	7	2016	1	12	426	14.90	14	2,859	241	185	56.57	43.43
9	4	2016	1	16	426	14.90	15	2,859	235	191	55.16	44.84
7	31	2016	1	13	421	14.73	16	2,859	228	193	54.16	45.84

MO	DY	YR	DAY OF WK	HR	HR VOL	PERCENT OF AADT	HOUR NUMBER	AADT	EAST VOLUME	WEST VOLUME	PERCENT IS OF TOTAL VOLUME	PERCENT WEST IS OF TOTAL VOLUME
8	28	2016	1	12	421	14.73	17	2,859	263	158	62.47	37.53
7	3	2016	1	17	420	14.69	18	2,859	232	188	55.24	44.76
8	21	2016	1	14	420	14.69	19	2,859	282	138	67.14	32.86
9	16	2016	6	17	420	14.69	20	2,859	220	200	52.38	47.62
7	3	2016	1	14	418	14.62	21	2,859	183	235	43.78	56.22
8	13	2016	7	16	418	14.62	22	2,859	224	194	53.59	46.41
8	19	2016	6	16	418	14.62	23	2,859	193	225	46.17	53.83
8	13	2016	7	17	414	14.48	24	2,859	211	203	50.97	49.03
7	24	2016	1	12	413	14.45	25	2,859	210	203	50.85	49.15
9	4	2016	1	12	411	14.38	26	2,859	154	257	37.47	62.53
9	10	2016	7	15	411	14.38	27	2,859	194	217	47.20	52.80
9	10	2016	7	18	409	14.31	28	2,859	223	186	54.52	45.48
9	12	2016	2	17	409	14.31	29	2,859	212	197	51.83	48.17
7	24	2016	1	15	407	14.24	30	2,859	234	173	57.49	42.51
7	27	2016	4	17	407	14.24	31	2,859	218	189	53.56	46.44
8	20	2016	7	15	407	14.24	32	2,859	201	206	49.39	50.61
9	14	2016	4	17	407	14.24	33	2,859	219	188	53.81	46.19
9	10	2016	7	14	406	14.20	34	2,859	147	259	36.21	63.79
8	20	2016	7	17	405	14.17	35	2,859	215	190	53.09	46.91
7	3	2016	1	12	403	14.10	36	2,859	163	240	40.45	59.55
7	3	2016	1	15	402	14.06	37	2,859	188	214	46.77	53.23
7	30	2016	7	12	402	14.06	38	2,859	164	238	40.80	59.20
7	31	2016	1	12	400	13.99	39	2,859	238	162	59.50	40.50
7	3	2016	1	16	399	13.96	40	2,859	193	206	48.37	51.63
9	4	2016	1	15	399	13.96	41	2,859	223	176	55.89	44.11
8	14	2016	1	15	398	13.92	42	2,859	238	160	59.80	40.20
8	28	2016	1	13	398	13.92	43	2,859	246	152	61.81	38.19
7	3	2016	1	18	397	13.89	44	2,859	219	178	55.16	44.84
7	31	2016	1	14	397	13.89	45	2,859	251	146	63.22	36.78
9	5	2016	2	13	397	13.89	46	2,859	250	147	62.97	37.03
8	4	2016	5	16	396	13.85	47	2,859	223	173	56.31	43.69
8	20	2016	7	16	396	13.85	48	2,859	239	157	60.35	39.65
9	10	2016	7	13	396	13.85	49	2,859	160	236	40.40	59.60
5	29	2016	1	17	395	13.82	50	2,859	237	158	60.00	40.00
8	21	2016	1	11	395	13.82	51	2,859	234	161	59.24	40.76
5	30	2016	2	12	393	13.75	52	2,859	247	146	62.85	37.15
7	29	2016	6	16	393	13.75	53	2,859	187	206	47.58	52.42
8	20	2016	7	13	392	13.71	54	2,859	177	215	45.15	54.85
7	4	2016	2	11	391	13.68	55	2,859	190	201	48.59	51.41
7	31	2016	1	15	391	13.68	56	2,859	217	174	55.50	44.50
9	11	2016	1	12	391	13.68	57	2,859	211	180	53.96	46.04
7	31	2016	1	16	389	13.61	58	2,859	247	142	63.50	36.50
8	26	2016	6	17	388	13.57	59	2,859	184	204	47.42	52.58
9	4	2016	1	13	388	13.57	60	2,859	158	230	40.72	59.28
8	12	2016	6	16	387	13.54	61	2,859	203	184	52.45	47.55
7	2	2016	7	18	386	13.50	62	2,859	172	214	44.56	55.44
7	22	2016	6	12	386	13.50	63	2,859	164	222	42.49	57.51
9	4	2016	1	14	385	13.47	64	2,859	199	186	51.69	48.31
9	9	2016	6	17	385	13.47	65	2,859	203	182	52.73	47.27
9	13	2016	3	17	385	13.47	66	2,859	211	174	54.81	45.19
7	2	2016	7	17	384	13.43	67	2,859	170	214	44.27	55.73

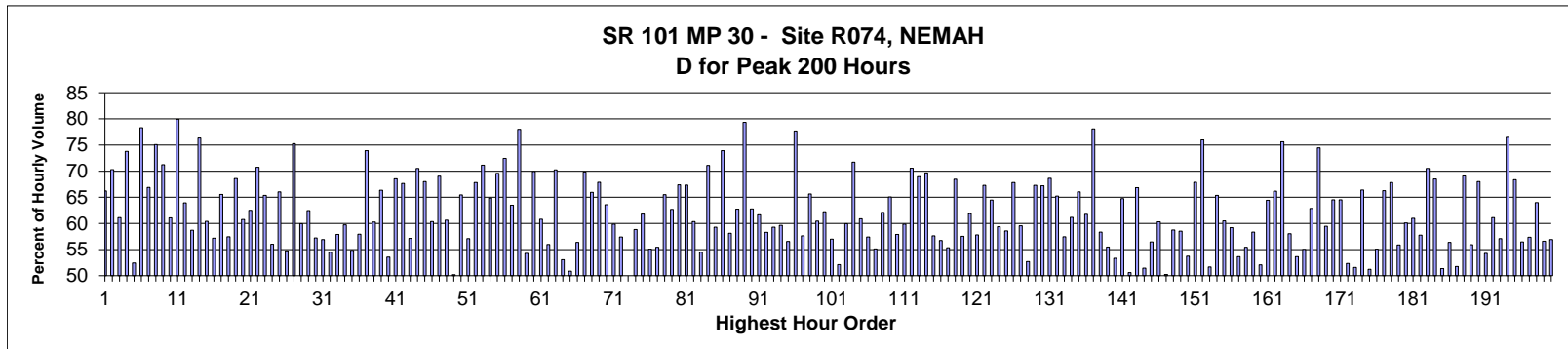
MO	DY	YR	DAY OF WK	HR	HR VOL	PERCENT OF AADT	HOUR NUMBER	AADT	EAST VOLUME	WEST VOLUME	PERCENT IS OF TOTAL VOLUME	PERCENT WEST IS OF TOTAL VOLUME
7	29	2016	6	12	384	13.43	68	2,859	182	202	47.40	52.60
9	9	2016	6	18	384	13.43	69	2,859	176	208	45.83	54.17
8	20	2016	7	11	382	13.36	70	2,859	172	210	45.03	54.97
8	26	2016	6	16	382	13.36	71	2,859	188	194	49.21	50.79
7	17	2016	1	16	381	13.33	72	2,859	229	152	60.10	39.90
8	19	2016	6	12	381	13.33	73	2,859	182	199	47.77	52.23
7	29	2016	6	17	380	13.29	74	2,859	191	189	50.26	49.74
7	2	2016	7	16	379	13.26	75	2,859	164	215	43.27	56.73
7	3	2016	1	13	379	13.26	76	2,859	179	200	47.23	52.77
8	20	2016	7	14	379	13.26	77	2,859	169	210	44.59	55.41
9	16	2016	6	16	379	13.26	78	2,859	195	184	51.45	48.55
7	4	2016	2	13	378	13.22	79	2,859	226	152	59.79	40.21
9	9	2016	6	16	378	13.22	80	2,859	165	213	43.65	56.35
9	15	2016	5	17	377	13.19	81	2,859	210	167	55.70	44.30
7	4	2016	2	15	376	13.15	82	2,859	225	151	59.84	40.16
8	20	2016	7	18	375	13.12	83	2,859	196	179	52.27	47.73
8	26	2016	6	15	375	13.12	84	2,859	162	213	43.20	56.80
9	16	2016	6	15	375	13.12	85	2,859	196	179	52.27	47.73
7	2	2016	7	15	374	13.08	86	2,859	129	245	34.49	65.51
8	13	2016	7	12	374	13.08	87	2,859	143	231	38.24	61.76
9	4	2016	1	18	374	13.08	88	2,859	221	153	59.09	40.91
7	17	2016	1	12	373	13.05	89	2,859	222	151	59.52	40.48
7	24	2016	1	14	373	13.05	90	2,859	235	138	63.00	37.00
8	6	2016	7	12	373	13.05	91	2,859	186	187	49.87	50.13
8	10	2016	4	17	373	13.05	92	2,859	206	167	55.23	44.77
8	11	2016	5	15	373	13.05	93	2,859	184	189	49.33	50.67
8	21	2016	1	15	373	13.05	94	2,859	222	151	59.52	40.48
9	3	2016	7	15	373	13.05	95	2,859	159	214	42.63	57.37
7	1	2016	6	17	372	13.01	96	2,859	160	212	43.01	56.99
7	17	2016	1	15	372	13.01	97	2,859	220	152	59.14	40.86
7	19	2016	3	16	372	13.01	98	2,859	173	199	46.51	53.49
9	11	2016	1	16	372	13.01	99	2,859	212	160	56.99	43.01
9	17	2016	7	12	372	13.01	100	2,859	175	197	47.04	52.96
8	26	2016	6	12	371	12.98	101	2,859	148	223	39.89	60.11
7	2	2016	7	12	370	12.94	102	2,859	148	222	40.00	60.00
8	6	2016	7	17	370	12.94	103	2,859	175	195	47.30	52.70
9	17	2016	7	15	370	12.94	104	2,859	213	157	57.57	42.43
8	5	2016	6	17	369	12.91	105	2,859	179	190	48.51	51.49
8	17	2016	4	15	369	12.91	106	2,859	173	196	46.88	53.12
8	13	2016	7	15	368	12.87	107	2,859	182	186	49.46	50.54
9	17	2016	7	13	368	12.87	108	2,859	172	196	46.74	53.26
7	15	2016	6	16	367	12.84	109	2,859	186	181	50.68	49.32
7	25	2016	2	16	367	12.84	110	2,859	211	156	57.49	42.51
7	30	2016	7	15	367	12.84	111	2,859	163	204	44.41	55.59
9	14	2016	4	16	367	12.84	112	2,859	205	162	55.86	44.14
7	29	2016	6	11	366	12.80	113	2,859	175	191	47.81	52.19
9	5	2016	2	14	366	12.80	114	2,859	231	135	63.11	36.89
7	16	2016	7	15	365	12.77	115	2,859	162	203	44.38	55.62
7	20	2016	4	16	365	12.77	116	2,859	201	164	55.07	44.93
9	3	2016	7	13	365	12.77	117	2,859	120	245	32.88	67.12
9	12	2016	2	14	365	12.77	118	2,859	160	205	43.84	56.16

MO	DY	YR	DAY OF WK	HR	HR VOL	PERCENT OF AADT	HOUR NUMBER	AADT	EAST VOLUME	WEST VOLUME	PERCENT EAST IS OF TOTAL VOLUME	PERCENT WEST IS OF TOTAL VOLUME
7	3	2016	1	11	364	12.73	119	2,859	158	206	43.41	56.59
9	12	2016	2	16	364	12.73	120	2,859	180	184	49.45	50.55
6	19	2016	1	16	363	12.70	121	2,859	224	139	61.71	38.29
8	11	2016	5	18	363	12.70	122	2,859	197	166	54.27	45.73
8	13	2016	7	18	363	12.70	123	2,859	191	172	52.62	47.38
8	10	2016	4	16	362	12.66	124	2,859	187	175	51.66	48.34
9	3	2016	7	16	362	12.66	125	2,859	157	205	43.37	56.63
7	2	2016	7	14	361	12.63	126	2,859	115	246	31.86	68.14
7	24	2016	1	17	361	12.63	127	2,859	180	181	49.86	50.14
8	5	2016	6	18	361	12.63	128	2,859	192	169	53.19	46.81
8	27	2016	7	17	361	12.63	129	2,859	200	161	55.40	44.60
9	14	2016	4	15	361	12.63	130	2,859	186	175	51.52	48.48
7	4	2016	2	14	360	12.59	131	2,859	204	156	56.67	43.33
7	26	2016	3	17	360	12.59	132	2,859	182	178	50.56	49.44
7	28	2016	5	11	360	12.59	133	2,859	150	210	41.67	58.33
8	12	2016	6	18	360	12.59	134	2,859	176	184	48.89	51.11
5	29	2016	1	15	359	12.56	135	2,859	182	177	50.70	49.30
6	26	2016	1	16	359	12.56	136	2,859	233	126	64.90	35.10
7	23	2016	7	17	359	12.56	137	2,859	194	165	54.04	45.96
7	24	2016	1	13	359	12.56	138	2,859	221	138	61.56	38.44
7	30	2016	7	14	359	12.56	139	2,859	161	198	44.85	55.15
8	19	2016	6	15	359	12.56	140	2,859	178	181	49.58	50.42
8	24	2016	4	12	359	12.56	141	2,859	164	195	45.68	54.32
7	29	2016	6	14	358	12.52	142	2,859	148	210	41.34	58.66
8	5	2016	6	15	358	12.52	143	2,859	179	179	50.00	50.00
7	23	2016	7	15	357	12.49	144	2,859	146	211	40.90	59.10
7	31	2016	1	11	357	12.49	145	2,859	192	165	53.78	46.22
9	11	2016	1	15	357	12.49	146	2,859	201	156	56.30	43.70
5	29	2016	1	18	356	12.45	147	2,859	228	128	64.04	35.96
7	23	2016	7	12	356	12.45	148	2,859	152	204	42.70	57.30
7	1	2016	6	18	355	12.42	149	2,859	170	185	47.89	52.11
7	5	2016	3	13	355	12.42	150	2,859	212	143	59.72	40.28
7	16	2016	7	13	355	12.42	151	2,859	170	185	47.89	52.11
7	30	2016	7	19	355	12.42	152	2,859	204	151	57.46	42.54
8	27	2016	7	16	355	12.42	153	2,859	183	172	51.55	48.45
7	13	2016	4	17	354	12.38	154	2,859	202	152	57.06	42.94
8	14	2016	1	11	354	12.38	155	2,859	201	153	56.78	43.22
8	23	2016	3	16	354	12.38	156	2,859	199	155	56.21	43.79
9	3	2016	7	12	354	12.38	157	2,859	143	211	40.40	59.60
7	5	2016	3	12	353	12.35	158	2,859	215	138	60.91	39.09
7	28	2016	5	16	353	12.35	159	2,859	170	183	48.16	51.84
7	28	2016	5	17	353	12.35	160	2,859	199	154	56.37	43.63
8	14	2016	1	16	353	12.35	161	2,859	200	153	56.66	43.34
8	20	2016	7	19	353	12.35	162	2,859	196	157	55.52	44.48
9	15	2016	5	16	353	12.35	163	2,859	188	165	53.26	46.74
9	17	2016	7	11	353	12.35	164	2,859	214	139	60.62	39.38
6	26	2016	1	14	352	12.31	165	2,859	209	143	59.38	40.63
7	21	2016	5	18	352	12.31	166	2,859	194	158	55.11	44.89
8	3	2016	4	16	352	12.31	167	2,859	182	170	51.70	48.30
8	18	2016	5	18	352	12.31	168	2,859	194	158	55.11	44.89
9	9	2016	6	15	352	12.31	169	2,859	180	172	51.14	48.86

MO	DY	YR	DAY OF WK	HR	HR VOL	PERCENT OF AADT	HOUR NUMBER	AADT	EAST VOLUME	WEST VOLUME	PERCENT EAST IS OF TOTAL VOLUME	PERCENT WEST IS OF TOTAL VOLUME
9	10	2016	7	11	352	12.31	170	2,859	165	187	46.88	53.13
7	17	2016	1	13	351	12.28	171	2,859	212	139	60.40	39.60
7	18	2016	2	17	351	12.28	172	2,859	189	162	53.85	46.15
8	13	2016	7	14	351	12.28	173	2,859	150	201	42.74	57.26
8	27	2016	7	15	351	12.28	174	2,859	169	182	48.15	51.85
9	13	2016	3	14	351	12.28	175	2,859	170	181	48.43	51.57
7	16	2016	7	12	350	12.24	176	2,859	132	218	37.71	62.29
8	12	2016	6	15	350	12.24	177	2,859	173	177	49.43	50.57
8	18	2016	5	12	350	12.24	178	2,859	171	179	48.86	51.14
9	3	2016	7	18	350	12.24	179	2,859	184	166	52.57	47.43
7	14	2016	5	12	348	12.17	180	2,859	146	202	41.95	58.05
8	11	2016	5	12	348	12.17	181	2,859	157	191	45.11	54.89
5	29	2016	1	19	347	12.14	182	2,859	234	113	67.44	32.56
6	29	2016	4	17	347	12.14	183	2,859	179	168	51.59	48.41
7	20	2016	4	17	347	12.14	184	2,859	183	164	52.74	47.26
7	23	2016	7	16	347	12.14	185	2,859	170	177	48.99	51.01
8	5	2016	6	12	347	12.14	186	2,859	180	167	51.87	48.13
9	12	2016	2	15	347	12.14	187	2,859	171	176	49.28	50.72
7	22	2016	6	18	346	12.10	188	2,859	177	169	51.16	48.84
8	4	2016	5	15	346	12.10	189	2,859	187	159	54.05	45.95
8	12	2016	6	12	346	12.10	190	2,859	152	194	43.93	56.07
8	28	2016	1	15	346	12.10	191	2,859	208	138	60.12	39.88
7	6	2016	4	16	345	12.07	192	2,859	177	168	51.30	48.70
7	27	2016	4	11	345	12.07	193	2,859	126	219	36.52	63.48
7	27	2016	4	18	344	12.03	194	2,859	184	160	53.49	46.51
7	29	2016	6	13	344	12.03	195	2,859	186	158	54.07	45.93
9	13	2016	3	15	344	12.03	196	2,859	171	173	49.71	50.29
7	21	2016	5	16	343	12.00	197	2,859	183	160	53.35	46.65
7	27	2016	4	12	343	12.00	198	2,859	158	185	46.06	53.94
7	30	2016	7	16	343	12.00	199	2,859	169	174	49.27	50.73
8	12	2016	6	13	343	12.00	200	2,859	158	185	46.06	53.94



**AADT=** 2,719     
**K 30 FACTOR=** 19.35     
**K 100 FACTOR=** 16.37     
**K 200 FACTOR=** 14.42     
**D 30 FACTOR=** 57.22



MO	DY	YR	DAY OF WK	HR	HR VOL	PERCENT OF AADT	HOUR NUMBER	AADT	NORTH VOLUME	SOUTH VOLUME	PERCENT NORTH IS OF TOTAL VOLUME	PERCENT SOUTH IS OF TOTAL VOLUME
8	21	2016	1	12	684	25.16	1	2,719	453	231	66.23	33.77
7	5	2016	3	13	653	24.02	2	2,719	459	194	70.29	29.71
8	21	2016	1	14	638	23.46	3	2,719	390	248	61.13	38.87
9	5	2016	2	13	633	23.28	4	2,719	467	166	73.78	26.22
8	14	2016	1	15	614	22.58	5	2,719	322	292	52.44	47.56
5	30	2016	2	12	604	22.21	6	2,719	473	131	78.31	21.69
8	20	2016	7	12	604	22.21	7	2,719	200	404	33.11	66.89
5	30	2016	2	14	602	22.14	8	2,719	452	150	75.08	24.92
7	5	2016	3	14	591	21.74	9	2,719	421	170	71.24	28.76
8	21	2016	1	13	591	21.74	10	2,719	361	230	61.08	38.92
7	5	2016	3	12	588	21.63	11	2,719	470	118	79.93	20.07
9	5	2016	2	15	585	21.52	12	2,719	374	211	63.93	36.07
7	24	2016	1	14	574	21.11	13	2,719	337	237	58.71	41.29
5	30	2016	2	13	570	20.96	14	2,719	435	135	76.32	23.68
7	24	2016	1	13	566	20.82	15	2,719	342	224	60.42	39.58
8	14	2016	1	14	565	20.78	16	2,719	323	242	57.17	42.83

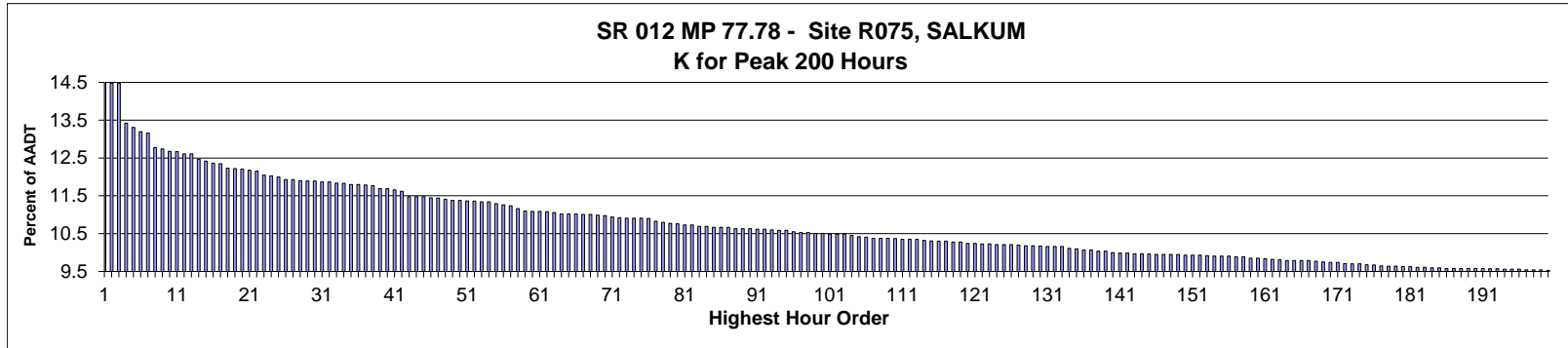


MO	DY	YR	DAY OF WK	HR	HR VOL	PERCENT OF AADT	HOUR NUMBER	AADT	NORTH VOLUME	SOUTH VOLUME	PERCENT NORTH IS OF TOTAL VOLUME	PERCENT SOUTH IS OF TOTAL VOLUME
7	31	2016	1	12	560	20.60	17	2,719	367	193	65.54	34.46
7	31	2016	1	14	557	20.49	18	2,719	320	237	57.45	42.55
9	5	2016	2	14	554	20.38	19	2,719	380	174	68.59	31.41
8	14	2016	1	13	553	20.34	20	2,719	336	217	60.76	39.24
8	21	2016	1	15	552	20.30	21	2,719	345	207	62.50	37.50
9	11	2016	1	12	550	20.23	22	2,719	389	161	70.73	29.27
7	24	2016	1	12	549	20.19	23	2,719	359	190	65.39	34.61
8	14	2016	1	12	548	20.15	24	2,719	307	241	56.02	43.98
8	20	2016	7	13	548	20.15	25	2,719	186	362	33.94	66.06
7	24	2016	1	16	546	20.08	26	2,719	299	247	54.76	45.24
9	5	2016	2	12	538	19.79	27	2,719	405	133	75.28	24.72
7	24	2016	1	15	537	19.75	28	2,719	322	215	59.96	40.04
9	11	2016	1	13	530	19.49	29	2,719	331	199	62.45	37.55
8	14	2016	1	16	526	19.35	30	2,719	301	225	57.22	42.78
8	14	2016	1	17	522	19.20	31	2,719	297	225	56.90	43.10
8	21	2016	1	16	521	19.16	32	2,719	284	237	54.51	45.49
8	7	2016	1	14	520	19.12	33	2,719	301	219	57.88	42.12
8	7	2016	1	13	519	19.09	34	2,719	310	209	59.73	40.27
8	28	2016	1	14	518	19.05	35	2,719	284	234	54.83	45.17
8	20	2016	7	14	511	18.79	36	2,719	215	296	42.07	57.93
5	30	2016	2	15	506	18.61	37	2,719	374	132	73.91	26.09
7	31	2016	1	13	506	18.61	38	2,719	305	201	60.28	39.72
4	10	2016	1	14	505	18.57	39	2,719	335	170	66.34	33.66
8	19	2016	6	15	504	18.54	40	2,719	234	270	46.43	53.57
7	2	2016	7	16	499	18.35	41	2,719	157	342	31.46	68.54
7	22	2016	6	16	498	18.32	42	2,719	161	337	32.33	67.67
7	31	2016	1	15	497	18.28	43	2,719	284	213	57.14	42.86
8	21	2016	1	11	495	18.21	44	2,719	349	146	70.51	29.49
9	11	2016	1	14	494	18.17	45	2,719	336	158	68.02	31.98
8	19	2016	6	13	492	18.09	46	2,719	195	297	39.63	60.37
9	5	2016	2	16	491	18.06	47	2,719	339	152	69.04	30.96
7	17	2016	1	13	490	18.02	48	2,719	297	193	60.61	39.39
8	20	2016	7	16	490	18.02	49	2,719	244	246	49.80	50.20
9	11	2016	1	15	489	17.98	50	2,719	320	169	65.44	34.56
8	28	2016	1	16	487	17.91	51	2,719	278	209	57.08	42.92
9	9	2016	6	15	485	17.84	52	2,719	156	329	32.16	67.84
9	11	2016	1	11	485	17.84	53	2,719	345	140	71.13	28.87
8	20	2016	7	11	484	17.80	54	2,719	170	314	35.12	64.88
7	2	2016	7	13	483	17.76	55	2,719	147	336	30.43	69.57
7	2	2016	7	15	483	17.76	56	2,719	133	350	27.54	72.46
8	7	2016	1	12	482	17.73	57	2,719	306	176	63.49	36.51
9	5	2016	2	11	482	17.73	58	2,719	376	106	78.01	21.99
7	17	2016	1	15	479	17.62	59	2,719	260	219	54.28	45.72
7	22	2016	6	17	479	17.62	60	2,719	144	335	30.06	69.94
6	26	2016	1	14	477	17.54	61	2,719	290	187	60.80	39.20
8	19	2016	6	14	477	17.54	62	2,719	210	267	44.03	55.97
7	2	2016	7	17	474	17.43	63	2,719	141	333	29.75	70.25
8	7	2016	1	15	473	17.40	64	2,719	251	222	53.07	46.93
8	20	2016	7	15	472	17.36	65	2,719	232	240	49.15	50.85
8	20	2016	7	17	472	17.36	66	2,719	266	206	56.36	43.64
7	2	2016	7	14	471	17.32	67	2,719	142	329	30.15	69.85

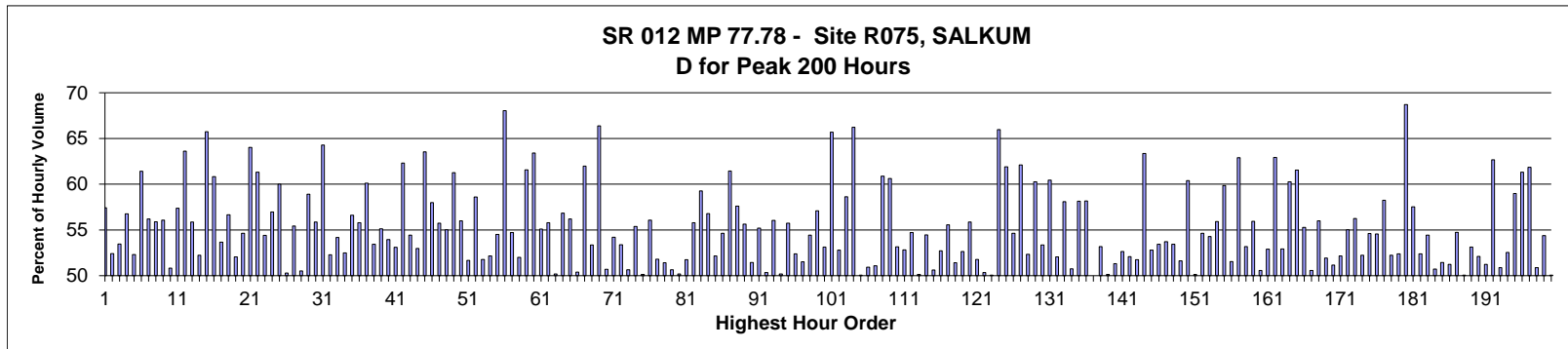
MO	DY	YR	DAY OF WK	HR	HR VOL	PERCENT OF AADT	HOUR NUMBER	AADT	NORTH VOLUME	SOUTH VOLUME	PERCENT NORTH IS OF TOTAL VOLUME	PERCENT SOUTH IS OF TOTAL VOLUME
8	21	2016	1	17	470	17.29	68	2,719	310	160	65.96	34.04
9	9	2016	6	14	470	17.29	69	2,719	151	319	32.13	67.87
7	24	2016	1	17	467	17.18	70	2,719	297	170	63.60	36.40
6	26	2016	1	15	466	17.14	71	2,719	279	187	59.87	40.13
8	15	2016	2	14	465	17.10	72	2,719	198	267	42.58	57.42
8	12	2016	6	12	464	17.07	73	2,719	232	232	50.00	50.00
8	28	2016	1	15	464	17.07	74	2,719	273	191	58.84	41.16
8	13	2016	7	14	463	17.03	75	2,719	177	286	38.23	61.77
8	18	2016	5	16	463	17.03	76	2,719	208	255	44.92	55.08
7	17	2016	1	14	462	16.99	77	2,719	256	206	55.41	44.59
8	14	2016	1	18	461	16.95	78	2,719	302	159	65.51	34.49
8	19	2016	6	16	461	16.95	79	2,719	172	289	37.31	62.69
7	2	2016	7	12	460	16.92	80	2,719	150	310	32.61	67.39
7	1	2016	6	15	459	16.88	81	2,719	150	309	32.68	67.32
7	5	2016	3	15	459	16.88	82	2,719	277	182	60.35	39.65
8	26	2016	6	15	459	16.88	83	2,719	209	250	45.53	54.47
4	10	2016	1	13	457	16.81	84	2,719	325	132	71.12	28.88
8	13	2016	7	12	457	16.81	85	2,719	186	271	40.70	59.30
4	10	2016	1	12	456	16.77	86	2,719	337	119	73.90	26.10
8	12	2016	6	17	456	16.77	87	2,719	191	265	41.89	58.11
8	13	2016	7	13	456	16.77	88	2,719	170	286	37.28	62.72
5	30	2016	2	11	455	16.73	89	2,719	361	94	79.34	20.66
7	23	2016	7	13	454	16.70	90	2,719	169	285	37.22	62.78
9	18	2016	1	13	454	16.70	91	2,719	280	174	61.67	38.33
7	10	2016	1	14	453	16.66	92	2,719	264	189	58.28	41.72
8	28	2016	1	13	452	16.62	93	2,719	268	184	59.29	40.71
7	29	2016	6	16	451	16.59	94	2,719	182	269	40.35	59.65
8	19	2016	6	17	451	16.59	95	2,719	196	255	43.46	56.54
5	30	2016	2	16	448	16.48	96	2,719	348	100	77.68	22.32
7	31	2016	1	16	446	16.40	97	2,719	257	189	57.62	42.38
7	1	2016	6	16	445	16.37	98	2,719	153	292	34.38	65.62
7	29	2016	6	17	445	16.37	99	2,719	176	269	39.55	60.45
7	30	2016	7	13	445	16.37	100	2,719	168	277	37.75	62.25
7	29	2016	6	13	444	16.33	101	2,719	191	253	43.02	56.98
7	5	2016	3	16	443	16.29	102	2,719	231	212	52.14	47.86
7	3	2016	1	14	442	16.26	103	2,719	177	265	40.05	59.95
7	5	2016	3	11	442	16.26	104	2,719	317	125	71.72	28.28
8	5	2016	6	15	440	16.18	105	2,719	172	268	39.09	60.91
7	3	2016	1	13	439	16.15	106	2,719	187	252	42.60	57.40
8	5	2016	6	16	439	16.15	107	2,719	197	242	44.87	55.13
7	1	2016	6	14	438	16.11	108	2,719	166	272	37.90	62.10
8	28	2016	1	12	438	16.11	109	2,719	285	153	65.07	34.93
8	7	2016	1	16	437	16.07	110	2,719	253	184	57.89	42.11
8	15	2016	2	15	436	16.04	111	2,719	175	261	40.14	59.86
5	1	2016	1	16	435	16.00	112	2,719	307	128	70.57	29.43
5	8	2016	1	12	435	16.00	113	2,719	300	135	68.97	31.03
9	5	2016	2	17	435	16.00	114	2,719	303	132	69.66	30.34
6	19	2016	1	15	432	15.89	115	2,719	249	183	57.64	42.36
8	12	2016	6	14	432	15.89	116	2,719	187	245	43.29	56.71
9	4	2016	1	16	432	15.89	117	2,719	239	193	55.32	44.68
5	8	2016	1	14	431	15.85	118	2,719	295	136	68.45	31.55

MO	DY	YR	DAY OF WK	HR	HR VOL	PERCENT OF AADT	HOUR NUMBER	AADT	NORTH VOLUME	SOUTH VOLUME	PERCENT NORTH IS OF TOTAL VOLUME	PERCENT SOUTH IS OF TOTAL VOLUME
7	17	2016	1	12	431	15.85	119	2,719	248	183	57.54	42.46
6	26	2016	1	13	430	15.81	120	2,719	266	164	61.86	38.14
6	26	2016	1	16	429	15.78	121	2,719	248	181	57.81	42.19
5	8	2016	1	13	428	15.74	122	2,719	288	140	67.29	32.71
6	26	2016	1	12	428	15.74	123	2,719	276	152	64.49	35.51
8	5	2016	6	17	428	15.74	124	2,719	174	254	40.65	59.35
8	11	2016	5	15	427	15.70	125	2,719	177	250	41.45	58.55
5	27	2016	6	16	426	15.67	126	2,719	137	289	32.16	67.84
7	30	2016	7	12	425	15.63	127	2,719	172	253	40.47	59.53
8	26	2016	6	13	425	15.63	128	2,719	201	224	47.29	52.71
9	11	2016	1	16	425	15.63	129	2,719	286	139	67.29	32.71
4	10	2016	1	15	424	15.59	130	2,719	285	139	67.22	32.78
9	10	2016	7	13	424	15.59	131	2,719	133	291	31.37	68.63
7	23	2016	7	12	423	15.56	132	2,719	147	276	34.75	65.25
8	12	2016	6	16	423	15.56	133	2,719	180	243	42.55	57.45
6	19	2016	1	14	422	15.52	134	2,719	258	164	61.14	38.86
7	22	2016	6	18	421	15.48	135	2,719	143	278	33.97	66.03
9	9	2016	6	13	421	15.48	136	2,719	161	260	38.24	61.76
5	28	2016	7	12	420	15.45	137	2,719	92	328	21.90	78.10
7	10	2016	1	13	420	15.45	138	2,719	245	175	58.33	41.67
7	25	2016	2	14	420	15.45	139	2,719	187	233	44.52	55.48
8	13	2016	7	17	420	15.45	140	2,719	224	196	53.33	46.67
8	20	2016	7	18	420	15.45	141	2,719	272	148	64.76	35.24
4	3	2016	1	14	419	15.41	142	2,719	207	212	49.40	50.60
8	14	2016	1	11	419	15.41	143	2,719	280	139	66.83	33.17
7	10	2016	1	15	418	15.37	144	2,719	215	203	51.44	48.56
7	17	2016	1	16	418	15.37	145	2,719	236	182	56.46	43.54
8	12	2016	6	15	418	15.37	146	2,719	166	252	39.71	60.29
8	13	2016	7	15	418	15.37	147	2,719	210	208	50.24	49.76
6	19	2016	1	13	417	15.34	148	2,719	245	172	58.75	41.25
7	4	2016	2	12	417	15.34	149	2,719	244	173	58.51	41.49
8	12	2016	6	13	417	15.34	150	2,719	193	224	46.28	53.72
9	9	2016	6	16	417	15.34	151	2,719	134	283	32.13	67.87
5	28	2016	7	14	416	15.30	152	2,719	100	316	24.04	75.96
8	19	2016	6	12	416	15.30	153	2,719	201	215	48.32	51.68
9	2	2016	6	16	416	15.30	154	2,719	144	272	34.62	65.38
8	5	2016	6	14	415	15.26	155	2,719	164	251	39.52	60.48
7	22	2016	6	14	414	15.23	156	2,719	169	245	40.82	59.18
8	18	2016	5	13	414	15.23	157	2,719	192	222	46.38	53.62
7	10	2016	1	16	413	15.19	158	2,719	229	184	55.45	44.55
8	5	2016	6	13	413	15.19	159	2,719	172	241	41.65	58.35
8	18	2016	5	15	413	15.19	160	2,719	198	215	47.94	52.06
9	16	2016	6	15	413	15.19	161	2,719	147	266	35.59	64.41
2	15	2016	2	14	411	15.12	162	2,719	272	139	66.18	33.82
5	28	2016	7	13	410	15.08	163	2,719	100	310	24.39	75.61
6	5	2016	1	12	410	15.08	164	2,719	238	172	58.05	41.95
8	26	2016	6	14	410	15.08	165	2,719	190	220	46.34	53.66
8	26	2016	6	16	409	15.04	166	2,719	184	225	44.99	55.01
9	10	2016	7	14	409	15.04	167	2,719	152	257	37.16	62.84
4	24	2016	1	12	407	14.97	168	2,719	303	104	74.45	25.55
8	6	2016	7	15	407	14.97	169	2,719	165	242	40.54	59.46

MO	DY	YR	DAY OF WK	HR	HR VOL	PERCENT OF AADT	HOUR NUMBER	AADT	NORTH VOLUME	SOUTH VOLUME	PERCENT NORTH IS OF TOTAL VOLUME	PERCENT SOUTH IS OF TOTAL VOLUME
7	22	2016	6	15	406	14.93	170	2,719	144	262	35.47	64.53
8	21	2016	1	18	406	14.93	171	2,719	262	144	64.53	35.47
8	15	2016	2	13	405	14.90	172	2,719	212	193	52.35	47.65
9	4	2016	1	15	405	14.90	173	2,719	209	196	51.60	48.40
9	25	2016	1	12	405	14.90	174	2,719	269	136	66.42	33.58
7	3	2016	1	16	404	14.86	175	2,719	197	207	48.76	51.24
7	22	2016	6	13	403	14.82	176	2,719	181	222	44.91	55.09
8	7	2016	1	11	403	14.82	177	2,719	267	136	66.25	33.75
2	15	2016	2	13	401	14.75	178	2,719	272	129	67.83	32.17
7	23	2016	7	15	401	14.75	179	2,719	177	224	44.14	55.86
7	31	2016	1	17	401	14.75	180	2,719	241	160	60.10	39.90
7	29	2016	6	14	400	14.71	181	2,719	156	244	39.00	61.00
7	29	2016	6	15	400	14.71	182	2,719	169	231	42.25	57.75
9	9	2016	6	17	400	14.71	183	2,719	118	282	29.50	70.50
9	16	2016	6	17	400	14.71	184	2,719	126	274	31.50	68.50
7	4	2016	2	14	399	14.67	185	2,719	205	194	51.38	48.62
8	18	2016	5	17	399	14.67	186	2,719	174	225	43.61	56.39
7	22	2016	6	12	398	14.64	187	2,719	206	192	51.76	48.24
9	3	2016	7	12	398	14.64	188	2,719	123	275	30.90	69.10
8	6	2016	7	12	397	14.60	189	2,719	175	222	44.08	55.92
9	3	2016	7	14	397	14.60	190	2,719	127	270	31.99	68.01
7	5	2016	3	17	396	14.56	191	2,719	215	181	54.29	45.71
7	15	2016	6	14	396	14.56	192	2,719	154	242	38.89	61.11
8	1	2016	2	15	396	14.56	193	2,719	170	226	42.93	57.07
5	30	2016	2	17	395	14.53	194	2,719	302	93	76.46	23.54
7	2	2016	7	11	395	14.53	195	2,719	125	270	31.65	68.35
9	2	2016	6	14	395	14.53	196	2,719	172	223	43.54	56.46
8	1	2016	2	16	394	14.49	197	2,719	168	226	42.64	57.36
9	3	2016	7	15	394	14.49	198	2,719	142	252	36.04	63.96
9	4	2016	1	13	394	14.49	199	2,719	171	223	43.40	56.60
7	25	2016	2	15	392	14.42	200	2,719	169	223	43.11	56.89



**AADT= 7,168      K 30 FACTOR= 11.89      K 100 FACTOR= 10.51      K 200 FACTOR= 9.53      D 30 FACTOR= 55.87**



MO	DY	YR	DAY OF WK	HR	HR VOL	PERCENT OF AADT	HOUR NUMBER	AADT	EAST VOLUME	WEST VOLUME	PERCENT IS OF TOTAL VOLUME	PERCENT IS OF TOTAL VOLUME
8	14	2016	1	13	1,045	14.58	1	7,168	445	600	42.58	57.42
8	14	2016	1	15	1,038	14.48	2	7,168	494	544	47.59	52.41
8	14	2016	1	16	1,038	14.48	3	7,168	483	555	46.53	53.47
8	12	2016	6	17	962	13.42	4	7,168	546	416	56.76	43.24
8	14	2016	1	14	954	13.31	5	7,168	455	499	47.69	52.31
8	14	2016	1	12	946	13.20	6	7,168	365	581	38.58	61.42
8	12	2016	6	16	943	13.16	7	7,168	530	413	56.20	43.80
8	12	2016	6	14	916	12.78	8	7,168	512	404	55.90	44.10
7	17	2016	1	14	913	12.74	9	7,168	401	512	43.92	56.08
8	14	2016	1	17	909	12.68	10	7,168	447	462	49.17	50.83
8	12	2016	6	15	908	12.67	11	7,168	521	387	57.38	42.62
5	30	2016	2	13	904	12.61	12	7,168	329	575	36.39	63.61
7	1	2016	6	17	904	12.61	13	7,168	505	399	55.86	44.14
7	24	2016	1	14	894	12.47	14	7,168	467	427	52.24	47.76
5	30	2016	2	12	890	12.42	15	7,168	305	585	34.27	65.73
7	31	2016	1	13	886	12.36	16	7,168	347	539	39.16	60.84

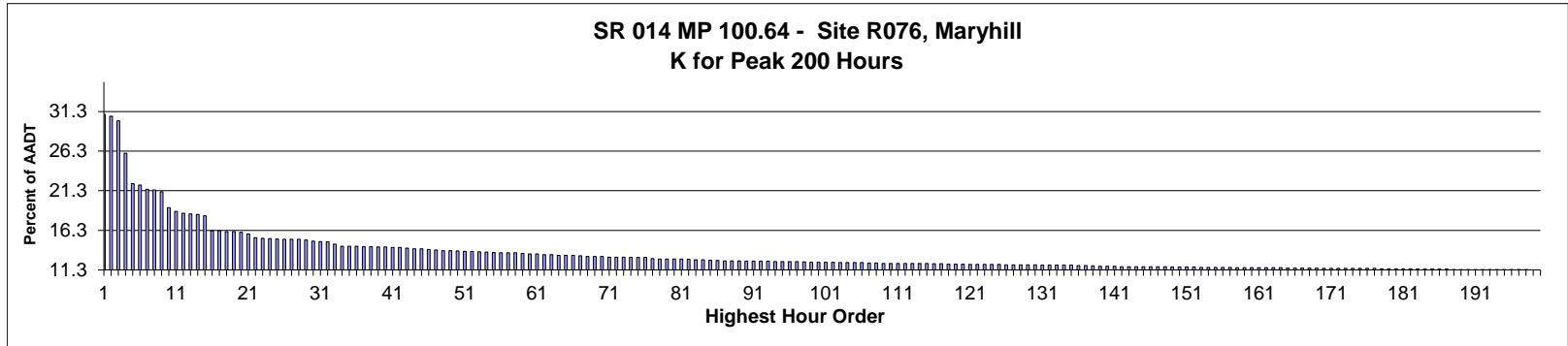
MO	DY	YR	DAY OF WK	HR	HR VOL	PERCENT OF AADT	HOUR NUMBER	AADT	EAST VOLUME	WEST VOLUME	PERCENT IS OF TOTAL VOLUME	PERCENT WEST IS OF TOTAL VOLUME
8	5	2016	6	17	885	12.35	17	7,168	475	410	53.67	46.33
5	27	2016	6	17	877	12.23	18	7,168	497	380	56.67	43.33
7	24	2016	1	16	876	12.22	19	7,168	456	420	52.05	47.95
8	5	2016	6	16	875	12.21	20	7,168	478	397	54.63	45.37
8	7	2016	1	12	873	12.18	21	7,168	314	559	35.97	64.03
8	13	2016	7	11	871	12.15	22	7,168	534	337	61.31	38.69
5	27	2016	6	16	864	12.05	23	7,168	470	394	54.40	45.60
8	7	2016	1	14	862	12.03	24	7,168	371	491	43.04	56.96
8	12	2016	6	18	860	12.00	25	7,168	516	344	60.00	40.00
7	24	2016	1	15	855	11.93	26	7,168	425	430	49.71	50.29
7	31	2016	1	14	855	11.93	27	7,168	381	474	44.56	55.44
8	6	2016	7	13	853	11.90	28	7,168	431	422	50.53	49.47
7	17	2016	1	13	852	11.89	29	7,168	350	502	41.08	58.92
8	13	2016	7	13	852	11.89	30	7,168	476	376	55.87	44.13
5	27	2016	6	18	851	11.87	31	7,168	547	304	64.28	35.72
7	22	2016	6	16	851	11.87	32	7,168	406	445	47.71	52.29
7	22	2016	6	15	849	11.84	33	7,168	460	389	54.18	45.82
8	5	2016	6	15	848	11.83	34	7,168	445	403	52.48	47.52
6	26	2016	1	16	846	11.80	35	7,168	367	479	43.38	56.62
7	17	2016	1	17	846	11.80	36	7,168	374	472	44.21	55.79
8	7	2016	1	13	845	11.79	37	7,168	337	508	39.88	60.12
7	22	2016	6	17	844	11.77	38	7,168	451	393	53.44	46.56
7	15	2016	6	16	838	11.69	39	7,168	462	376	55.13	44.87
7	15	2016	6	17	838	11.69	40	7,168	452	386	53.94	46.06
8	13	2016	7	14	836	11.66	41	7,168	444	392	53.11	46.89
8	13	2016	7	12	833	11.62	42	7,168	519	314	62.30	37.70
7	17	2016	1	15	823	11.48	43	7,168	375	448	45.57	54.43
7	24	2016	1	18	823	11.48	44	7,168	387	436	47.02	52.98
8	6	2016	7	11	823	11.48	45	7,168	523	300	63.55	36.45
7	24	2016	1	12	821	11.45	46	7,168	345	476	42.02	57.98
7	1	2016	6	16	820	11.44	47	7,168	457	363	55.73	44.27
7	24	2016	1	13	818	11.41	48	7,168	368	450	44.99	55.01
7	4	2016	2	13	816	11.38	49	7,168	316	500	38.73	61.27
8	12	2016	6	13	816	11.38	50	7,168	457	359	56.00	44.00
6	26	2016	1	13	815	11.37	51	7,168	394	421	48.34	51.66
7	1	2016	6	18	814	11.36	52	7,168	477	337	58.60	41.40
6	17	2016	6	16	813	11.34	53	7,168	421	392	51.78	48.22
7	17	2016	1	16	813	11.34	54	7,168	389	424	47.85	52.15
8	14	2016	1	18	809	11.29	55	7,168	368	441	45.49	54.51
8	7	2016	1	11	807	11.26	56	7,168	258	549	31.97	68.03
7	24	2016	1	17	806	11.24	57	7,168	365	441	45.29	54.71
8	13	2016	7	15	800	11.16	58	7,168	416	384	52.00	48.00
5	30	2016	2	14	796	11.10	59	7,168	306	490	38.44	61.56
5	27	2016	6	19	795	11.09	60	7,168	504	291	63.40	36.60
6	26	2016	1	14	795	11.09	61	7,168	357	438	44.91	55.09
7	15	2016	6	18	794	11.08	62	7,168	443	351	55.79	44.21
7	1	2016	6	14	793	11.06	63	7,168	395	398	49.81	50.19
6	24	2016	6	16	790	11.02	64	7,168	449	341	56.84	43.16
6	26	2016	1	15	790	11.02	65	7,168	346	444	43.80	56.20
7	1	2016	6	13	790	11.02	66	7,168	398	392	50.38	49.62
5	30	2016	2	15	789	11.01	67	7,168	300	489	38.02	61.98

MO	DY	YR	DAY OF WK	HR	HR VOL	PERCENT OF AADT	HOUR NUMBER	AADT	EAST VOLUME	WEST VOLUME	PERCENT IS OF TOTAL VOLUME	PERCENT WEST IS OF TOTAL VOLUME
7	31	2016	1	15	789	11.01	68	7,168	368	421	46.64	53.36
5	30	2016	2	16	788	10.99	69	7,168	265	523	33.63	66.37
8	5	2016	6	13	787	10.98	70	7,168	399	388	50.70	49.30
7	15	2016	6	15	784	10.94	71	7,168	425	359	54.21	45.79
8	5	2016	6	14	783	10.92	72	7,168	418	365	53.38	46.62
7	1	2016	6	15	782	10.91	73	7,168	396	386	50.64	49.36
7	5	2016	3	13	782	10.91	74	7,168	349	433	44.63	55.37
7	15	2016	6	13	782	10.91	75	7,168	390	392	49.87	50.13
8	14	2016	1	11	781	10.90	76	7,168	343	438	43.92	56.08
8	7	2016	1	16	776	10.83	77	7,168	374	402	48.20	51.80
7	3	2016	1	13	774	10.80	78	7,168	398	376	51.42	48.58
8	12	2016	6	12	772	10.77	79	7,168	391	381	50.65	49.35
8	11	2016	5	17	771	10.76	80	7,168	384	387	49.81	50.19
5	29	2016	1	13	769	10.73	81	7,168	371	398	48.24	51.76
6	26	2016	1	17	769	10.73	82	7,168	340	429	44.21	55.79
5	27	2016	6	15	766	10.69	83	7,168	454	312	59.27	40.73
8	6	2016	7	12	766	10.69	84	7,168	435	331	56.79	43.21
6	3	2016	6	16	765	10.67	85	7,168	399	366	52.16	47.84
8	5	2016	6	18	765	10.67	86	7,168	418	347	54.64	45.36
8	6	2016	7	16	765	10.67	87	7,168	295	470	38.56	61.44
6	17	2016	6	17	762	10.63	88	7,168	439	323	57.61	42.39
7	8	2016	6	16	762	10.63	89	7,168	424	338	55.64	44.36
8	11	2016	5	16	762	10.63	90	7,168	392	370	51.44	48.56
7	16	2016	7	13	761	10.62	91	7,168	420	341	55.19	44.81
7	21	2016	5	17	761	10.62	92	7,168	378	383	49.67	50.33
5	13	2016	6	17	760	10.60	93	7,168	426	334	56.05	43.95
7	27	2016	4	16	759	10.59	94	7,168	378	381	49.80	50.20
7	30	2016	7	12	759	10.59	95	7,168	423	336	55.73	44.27
8	11	2016	5	18	756	10.55	96	7,168	396	360	52.38	47.62
6	10	2016	6	16	755	10.53	97	7,168	366	389	48.48	51.52
7	27	2016	4	17	755	10.53	98	7,168	411	344	54.44	45.56
7	10	2016	1	13	753	10.51	99	7,168	323	430	42.90	57.10
7	15	2016	6	14	753	10.51	100	7,168	400	353	53.12	46.88
5	28	2016	7	12	752	10.49	101	7,168	494	258	65.69	34.31
6	24	2016	6	17	752	10.49	102	7,168	397	355	52.79	47.21
7	2	2016	7	13	752	10.49	103	7,168	441	311	58.64	41.36
5	30	2016	2	17	749	10.45	104	7,168	253	496	33.78	66.22
7	21	2016	5	16	747	10.42	105	7,168	373	374	49.93	50.07
7	14	2016	5	17	746	10.41	106	7,168	380	366	50.94	49.06
5	13	2016	6	16	744	10.38	107	7,168	364	380	48.92	51.08
7	5	2016	3	12	744	10.38	108	7,168	291	453	39.11	60.89
8	12	2016	6	19	744	10.38	109	7,168	451	293	60.62	39.38
7	3	2016	1	14	743	10.37	110	7,168	395	348	53.16	46.84
5	29	2016	1	14	742	10.35	111	7,168	350	392	47.17	52.83
7	8	2016	6	17	742	10.35	112	7,168	406	336	54.72	45.28
8	4	2016	5	16	742	10.35	113	7,168	372	370	50.13	49.87
7	31	2016	1	16	740	10.32	114	7,168	337	403	45.54	54.46
8	6	2016	7	14	739	10.31	115	7,168	365	374	49.39	50.61
6	10	2016	6	17	738	10.30	116	7,168	389	349	52.71	47.29
7	8	2016	6	14	738	10.30	117	7,168	410	328	55.56	44.44
7	8	2016	6	15	737	10.28	118	7,168	379	358	51.42	48.58

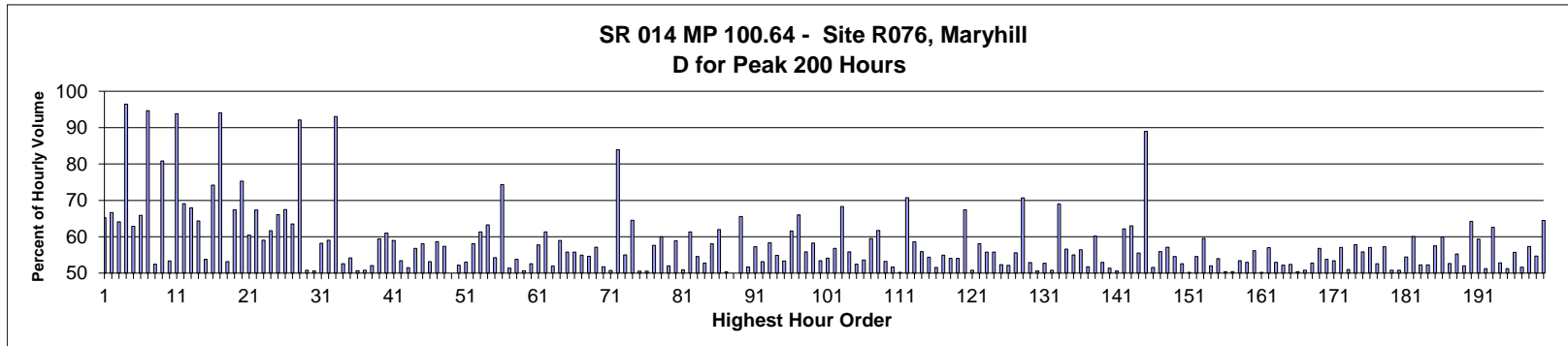
MO	DY	YR	DAY OF WK	HR	HR VOL	PERCENT OF AADT	HOUR NUMBER	AADT	EAST VOLUME	WEST VOLUME	PERCENT EAST IS OF TOTAL VOLUME	PERCENT WEST IS OF TOTAL VOLUME
8	11	2016	5	13	737	10.28	119	7,168	388	349	52.65	47.35
5	27	2016	6	14	734	10.24	120	7,168	410	324	55.86	44.14
8	3	2016	4	17	734	10.24	121	7,168	380	354	51.77	48.23
5	6	2016	6	16	733	10.23	122	7,168	364	369	49.66	50.34
7	22	2016	6	14	733	10.23	123	7,168	367	366	50.07	49.93
5	28	2016	7	11	732	10.21	124	7,168	483	249	65.98	34.02
7	4	2016	2	14	732	10.21	125	7,168	279	453	38.11	61.89
7	14	2016	5	15	732	10.21	126	7,168	400	332	54.64	45.36
6	26	2016	1	18	731	10.20	127	7,168	277	454	37.89	62.11
7	30	2016	7	13	730	10.18	128	7,168	348	382	47.67	52.33
7	31	2016	1	12	730	10.18	129	7,168	290	440	39.73	60.27
8	15	2016	2	13	729	10.17	130	7,168	340	389	46.64	53.36
5	28	2016	7	13	728	10.16	131	7,168	440	288	60.44	39.56
7	30	2016	7	14	728	10.16	132	7,168	379	349	52.06	47.94
8	6	2016	7	15	728	10.16	133	7,168	305	423	41.90	58.10
6	30	2016	5	15	725	10.11	134	7,168	368	357	50.76	49.24
7	17	2016	1	12	724	10.10	135	7,168	303	421	41.85	58.15
8	7	2016	1	15	722	10.07	136	7,168	302	420	41.83	58.17
8	11	2016	5	14	722	10.07	137	7,168	361	361	50.00	50.00
6	5	2016	1	13	720	10.04	138	7,168	337	383	46.81	53.19
6	30	2016	5	17	720	10.04	139	7,168	361	359	50.14	49.86
6	26	2016	1	12	717	10.00	140	7,168	349	368	48.68	51.32
5	6	2016	6	17	716	9.99	141	7,168	377	339	52.65	47.35
5	20	2016	6	17	716	9.99	142	7,168	373	343	52.09	47.91
6	19	2016	1	15	715	9.97	143	7,168	345	370	48.25	51.75
7	1	2016	6	19	715	9.97	144	7,168	453	262	63.36	36.64
7	21	2016	5	15	714	9.96	145	7,168	377	337	52.80	47.20
6	17	2016	6	15	713	9.95	146	7,168	381	332	53.44	46.56
7	5	2016	3	14	713	9.95	147	7,168	330	383	46.28	53.72
7	25	2016	2	16	713	9.95	148	7,168	381	332	53.44	46.56
8	4	2016	5	17	713	9.95	149	7,168	368	345	51.61	48.39
6	3	2016	6	17	712	9.93	150	7,168	430	282	60.39	39.61
7	14	2016	5	16	712	9.93	151	7,168	355	357	49.86	50.14
8	13	2016	7	16	712	9.93	152	7,168	323	389	45.37	54.63
6	19	2016	1	13	711	9.92	153	7,168	325	386	45.71	54.29
5	29	2016	1	12	710	9.91	154	7,168	397	313	55.92	44.08
6	24	2016	6	18	710	9.91	155	7,168	425	285	59.86	40.14
7	1	2016	6	12	710	9.91	156	7,168	344	366	48.45	51.55
5	30	2016	2	11	709	9.89	157	7,168	263	446	37.09	62.91
7	10	2016	1	15	709	9.89	158	7,168	332	377	46.83	53.17
5	27	2016	6	13	706	9.85	159	7,168	395	311	55.95	44.05
8	4	2016	5	15	706	9.85	160	7,168	357	349	50.57	49.43
6	24	2016	6	15	705	9.84	161	7,168	373	332	52.91	47.09
8	14	2016	1	19	704	9.82	162	7,168	261	443	37.07	62.93
5	28	2016	7	15	703	9.81	163	7,168	372	331	52.92	47.08
7	5	2016	3	11	702	9.79	164	7,168	279	423	39.74	60.26
7	5	2016	3	17	702	9.79	165	7,168	432	270	61.54	38.46
7	22	2016	6	18	702	9.79	166	7,168	388	314	55.27	44.73
8	11	2016	5	15	702	9.79	167	7,168	355	347	50.57	49.43
5	26	2016	5	17	700	9.77	168	7,168	392	308	56.00	44.00
8	15	2016	2	17	699	9.75	169	7,168	336	363	48.07	51.93



MO	DY	YR	DAY OF WK	HR	HR VOL	PERCENT OF AADT	HOUR NUMBER	AADT	EAST VOLUME	WEST VOLUME	PERCENT EAST IS OF TOTAL VOLUME	PERCENT WEST IS OF TOTAL VOLUME
6	30	2016	5	16	698	9.74	170	7,168	341	357	48.85	51.15
7	10	2016	1	16	698	9.74	171	7,168	334	364	47.85	52.15
8	3	2016	4	15	696	9.71	172	7,168	383	313	55.03	44.97
5	28	2016	7	14	695	9.70	173	7,168	391	304	56.26	43.74
7	2	2016	7	12	695	9.70	174	7,168	363	332	52.23	47.77
7	22	2016	6	13	694	9.68	175	7,168	315	379	45.39	54.61
8	15	2016	2	15	693	9.67	176	7,168	378	315	54.55	45.45
8	13	2016	7	18	692	9.65	177	7,168	289	403	41.76	58.24
6	3	2016	6	14	691	9.64	178	7,168	361	330	52.24	47.76
7	26	2016	3	16	691	9.64	179	7,168	362	329	52.39	47.61
7	4	2016	2	12	690	9.63	180	7,168	216	474	31.30	68.70
7	23	2016	7	13	690	9.63	181	7,168	397	293	57.54	42.46
7	25	2016	2	13	689	9.61	182	7,168	361	328	52.39	47.61
7	30	2016	7	11	689	9.61	183	7,168	375	314	54.43	45.57
6	28	2016	3	17	688	9.60	184	7,168	349	339	50.73	49.27
7	7	2016	5	16	688	9.60	185	7,168	334	354	48.55	51.45
6	19	2016	1	14	687	9.58	186	7,168	335	352	48.76	51.24
6	19	2016	1	17	687	9.58	187	7,168	311	376	45.27	54.73
6	24	2016	6	13	687	9.58	188	7,168	344	343	50.07	49.93
7	18	2016	2	16	687	9.58	189	7,168	365	322	53.13	46.87
7	26	2016	3	17	687	9.58	190	7,168	329	358	47.89	52.11
8	10	2016	4	17	687	9.58	191	7,168	352	335	51.24	48.76
6	3	2016	6	18	686	9.57	192	7,168	430	256	62.68	37.32
6	19	2016	1	12	686	9.57	193	7,168	349	337	50.87	49.13
6	24	2016	6	14	685	9.56	194	7,168	360	325	52.55	47.45
7	24	2016	1	19	685	9.56	195	7,168	281	404	41.02	58.98
8	6	2016	7	17	685	9.56	196	7,168	265	420	38.69	61.31
7	2	2016	7	14	684	9.54	197	7,168	423	261	61.84	38.16
7	5	2016	3	16	684	9.54	198	7,168	336	348	49.12	50.88
7	22	2016	6	12	684	9.54	199	7,168	312	372	45.61	54.39
7	8	2016	6	13	683	9.53	200	7,168	342	341	50.07	49.93



**AADT= 2,177      K 30 FACTOR= 14.88      K 100 FACTOR= 12.22      K 200 FACTOR= 11.25      D 30 FACTOR= 50.62**



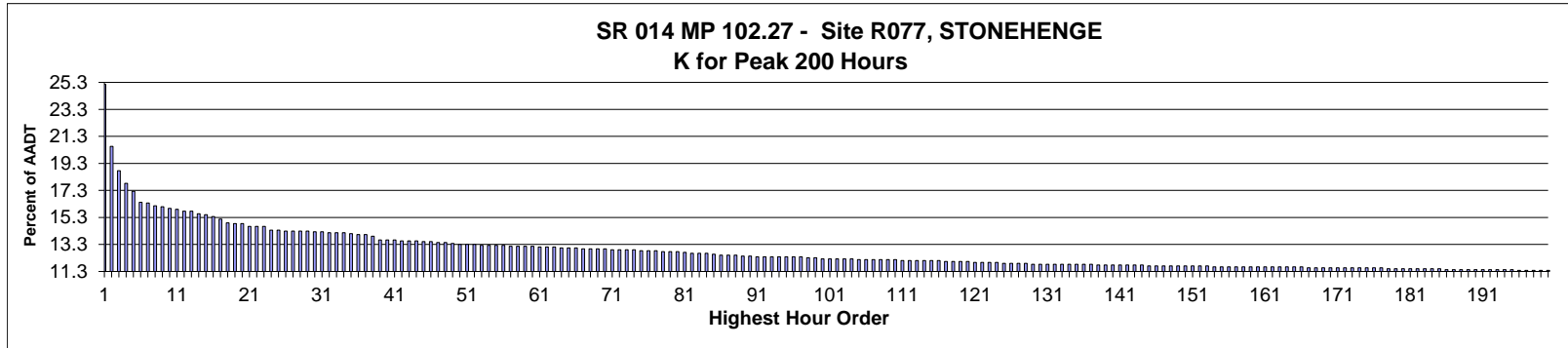
MO	DY	YR	DAY OF WK	HR	HR VOL	PERCENT OF AADT	HOUR NUMBER	AADT	EAST VOLUME	WEST VOLUME	PERCENT EAST IS OF TOTAL VOLUME	PERCENT WEST IS OF TOTAL VOLUME
6	3	2016	6	18	673	30.91	1	2,177	234	439	34.77	65.23
6	3	2016	6	16	668	30.68	2	2,177	223	445	33.38	66.62
6	3	2016	6	17	655	30.09	3	2,177	235	420	35.88	64.12
8	20	2016	7	23	566	26.00	4	2,177	546	20	96.47	3.53
6	3	2016	6	19	482	22.14	5	2,177	179	303	37.14	62.86
6	3	2016	6	15	478	21.96	6	2,177	163	315	34.10	65.90
9	3	2016	7	22	467	21.45	7	2,177	442	25	94.65	5.35
6	3	2016	6	20	465	21.36	8	2,177	221	244	47.53	52.47
8	20	2016	7	18	460	21.13	9	2,177	88	372	19.13	80.87
10	1	2016	7	13	416	19.11	10	2,177	194	222	46.63	53.37
9	17	2016	7	22	406	18.65	11	2,177	381	25	93.84	6.16
8	20	2016	7	17	401	18.42	12	2,177	124	277	30.92	69.08
9	3	2016	7	17	399	18.33	13	2,177	128	271	32.08	67.92
7	17	2016	1	15	398	18.28	14	2,177	142	256	35.68	64.32
10	1	2016	7	14	394	18.10	15	2,177	212	182	53.81	46.19
9	17	2016	7	18	353	16.21	16	2,177	91	262	25.78	74.22

MO	DY	YR	DAY OF WK	HR	HR VOL	PERCENT OF AADT	HOUR NUMBER	AADT	EAST VOLUME	WEST VOLUME	PERCENT	PERCENT
											IS OF TOTAL VOLUME	IS OF TOTAL VOLUME
9	17	2016	7	23	353	16.21	17	2,177	332	21	94.05	5.95
6	3	2016	6	21	350	16.08	18	2,177	186	164	53.14	46.86
10	1	2016	7	16	350	16.08	19	2,177	236	114	67.43	32.57
9	3	2016	7	18	348	15.99	20	2,177	86	262	24.71	75.29
6	26	2016	1	15	344	15.80	21	2,177	136	208	39.53	60.47
9	17	2016	7	17	334	15.34	22	2,177	109	225	32.63	67.37
9	5	2016	2	14	332	15.25	23	2,177	136	196	40.96	59.04
7	17	2016	1	14	331	15.20	24	2,177	127	204	38.37	61.63
8	20	2016	7	16	330	15.16	25	2,177	112	218	33.94	66.06
5	13	2016	6	13	329	15.11	26	2,177	222	107	67.48	32.52
6	26	2016	1	13	329	15.11	27	2,177	120	209	36.47	63.53
8	20	2016	7	24	329	15.11	28	2,177	303	26	92.10	7.90
5	30	2016	2	13	327	15.02	29	2,177	161	166	49.24	50.76
8	28	2016	1	16	324	14.88	30	2,177	160	164	49.38	50.62
8	28	2016	1	17	323	14.84	31	2,177	135	188	41.80	58.20
5	30	2016	2	15	322	14.79	32	2,177	132	190	40.99	59.01
9	3	2016	7	23	316	14.52	33	2,177	294	22	93.04	6.96
7	17	2016	1	13	310	14.24	34	2,177	147	163	47.42	52.58
7	24	2016	1	14	310	14.24	35	2,177	142	168	45.81	54.19
8	21	2016	1	14	310	14.24	36	2,177	153	157	49.35	50.65
7	1	2016	6	16	309	14.19	37	2,177	157	152	50.81	49.19
9	4	2016	1	15	309	14.19	38	2,177	148	161	47.90	52.10
7	24	2016	1	13	308	14.15	39	2,177	125	183	40.58	59.42
7	24	2016	1	17	308	14.15	40	2,177	188	120	61.04	38.96
6	26	2016	1	14	307	14.10	41	2,177	126	181	41.04	58.96
9	5	2016	2	16	307	14.10	42	2,177	143	164	46.58	53.42
7	24	2016	1	15	305	14.01	43	2,177	148	157	48.52	51.48
7	17	2016	1	16	303	13.92	44	2,177	131	172	43.23	56.77
9	5	2016	2	13	303	13.92	45	2,177	127	176	41.91	58.09
9	3	2016	7	16	301	13.83	46	2,177	141	160	46.84	53.16
7	1	2016	6	13	300	13.78	47	2,177	124	176	41.33	58.67
5	29	2016	1	15	298	13.69	48	2,177	127	171	42.62	57.38
10	1	2016	7	15	298	13.69	49	2,177	149	149	50.00	50.00
7	30	2016	7	13	297	13.64	50	2,177	142	155	47.81	52.19
5	30	2016	2	16	296	13.60	51	2,177	139	157	46.96	53.04
7	24	2016	1	16	296	13.60	52	2,177	172	124	58.11	41.89
5	30	2016	2	14	295	13.55	53	2,177	114	181	38.64	61.36
5	13	2016	6	14	294	13.50	54	2,177	186	108	63.27	36.73
8	21	2016	1	13	293	13.46	55	2,177	159	134	54.27	45.73
8	20	2016	7	19	292	13.41	56	2,177	75	217	25.68	74.32
8	28	2016	1	15	292	13.41	57	2,177	150	142	51.37	48.63
9	17	2016	7	16	292	13.41	58	2,177	135	157	46.23	53.77
9	3	2016	7	15	290	13.32	59	2,177	147	143	50.69	49.31
7	1	2016	6	15	289	13.28	60	2,177	137	152	47.40	52.60
8	20	2016	7	15	289	13.28	61	2,177	122	167	42.21	57.79
9	4	2016	1	13	287	13.18	62	2,177	111	176	38.68	61.32
9	5	2016	2	15	287	13.18	63	2,177	138	149	48.08	51.92
6	26	2016	1	16	285	13.09	64	2,177	117	168	41.05	58.95
7	1	2016	6	12	285	13.09	65	2,177	126	159	44.21	55.79
8	27	2016	7	14	285	13.09	66	2,177	159	126	55.79	44.21
7	31	2016	1	15	284	13.05	67	2,177	156	128	54.93	45.07

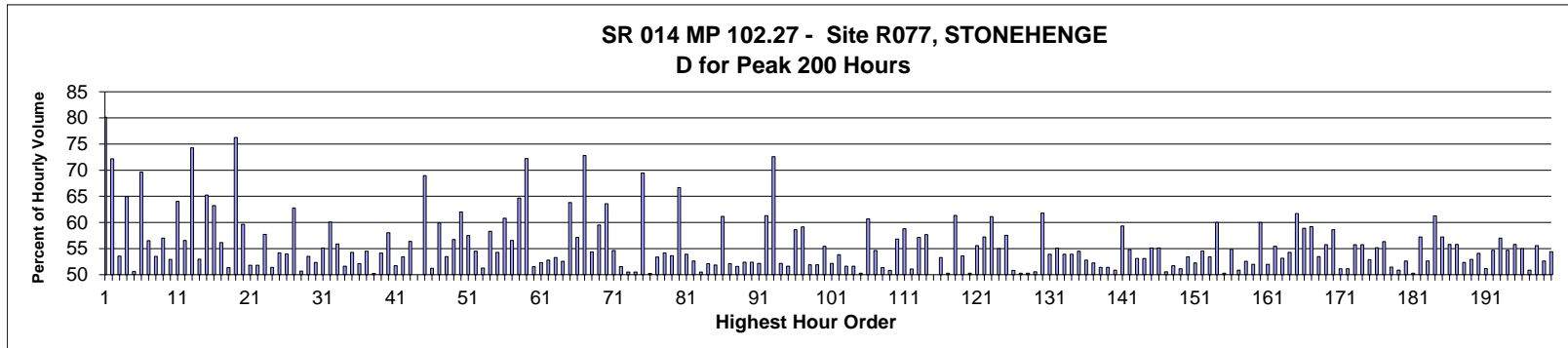
MO	DY	YR	DAY OF WK	HR	HR VOL	PERCENT OF AADT	HOUR NUMBER	AADT	EAST VOLUME	WEST VOLUME	PERCENT EAST IS OF TOTAL VOLUME	PERCENT WEST IS OF TOTAL VOLUME
5	27	2016	6	15	282	12.95	68	2,177	154	128	54.61	45.39
5	29	2016	1	14	282	12.95	69	2,177	121	161	42.91	57.09
7	30	2016	7	15	282	12.95	70	2,177	136	146	48.23	51.77
6	24	2016	6	12	280	12.86	71	2,177	142	138	50.71	49.29
8	28	2016	1	20	280	12.86	72	2,177	235	45	83.93	16.07
9	2	2016	6	16	280	12.86	73	2,177	154	126	55.00	45.00
6	3	2016	6	14	279	12.82	74	2,177	99	180	35.48	64.52
7	2	2016	7	15	279	12.82	75	2,177	138	141	49.46	50.54
8	7	2016	1	15	279	12.82	76	2,177	138	141	49.46	50.54
5	27	2016	6	16	276	12.68	77	2,177	159	117	57.61	42.39
6	26	2016	1	12	275	12.63	78	2,177	110	165	40.00	60.00
7	15	2016	6	15	275	12.63	79	2,177	143	132	52.00	48.00
9	3	2016	7	13	275	12.63	80	2,177	113	162	41.09	58.91
9	16	2016	6	14	275	12.63	81	2,177	135	140	49.09	50.91
8	21	2016	1	16	274	12.59	82	2,177	168	106	61.31	38.69
7	1	2016	6	14	273	12.54	83	2,177	124	149	45.42	54.58
7	15	2016	6	13	273	12.54	84	2,177	129	144	47.25	52.75
8	11	2016	5	16	272	12.49	85	2,177	158	114	58.09	41.91
8	12	2016	6	13	271	12.45	86	2,177	103	168	38.01	61.99
6	18	2016	7	14	270	12.40	87	2,177	134	136	49.63	50.37
6	19	2016	1	16	270	12.40	88	2,177	135	135	50.00	50.00
8	28	2016	1	18	270	12.40	89	2,177	93	177	34.44	65.56
6	24	2016	6	13	269	12.36	90	2,177	139	130	51.67	48.33
8	14	2016	1	13	269	12.36	91	2,177	115	154	42.75	57.25
9	16	2016	6	13	269	12.36	92	2,177	126	143	46.84	53.16
9	30	2016	6	17	269	12.36	93	2,177	157	112	58.36	41.64
7	21	2016	5	14	268	12.31	94	2,177	147	121	54.85	45.15
8	28	2016	1	14	268	12.31	95	2,177	125	143	46.64	53.36
9	4	2016	1	14	268	12.31	96	2,177	103	165	38.43	61.57
10	1	2016	7	17	268	12.31	97	2,177	177	91	66.04	33.96
7	18	2016	2	15	267	12.26	98	2,177	149	118	55.81	44.19
6	17	2016	6	16	266	12.22	99	2,177	155	111	58.27	41.73
7	8	2016	6	15	266	12.22	100	2,177	142	124	53.38	46.62
8	5	2016	6	14	266	12.22	101	2,177	122	144	45.86	54.14
9	16	2016	6	16	266	12.22	102	2,177	151	115	56.77	43.23
5	2	2016	2	15	265	12.17	103	2,177	181	84	68.30	31.70
7	16	2016	7	13	265	12.17	104	2,177	117	148	44.15	55.85
8	21	2016	1	15	265	12.17	105	2,177	126	139	47.55	52.45
9	2	2016	6	13	265	12.17	106	2,177	123	142	46.42	53.58
7	8	2016	6	17	264	12.13	107	2,177	157	107	59.47	40.53
9	5	2016	2	12	264	12.13	108	2,177	101	163	38.26	61.74
5	30	2016	2	17	263	12.08	109	2,177	123	140	46.77	53.23
6	10	2016	6	15	263	12.08	110	2,177	127	136	48.29	51.71
7	22	2016	6	15	263	12.08	111	2,177	132	131	50.19	49.81
7	24	2016	1	18	263	12.08	112	2,177	186	77	70.72	29.28
8	2	2016	3	13	263	12.08	113	2,177	109	154	41.44	58.56
8	7	2016	1	14	263	12.08	114	2,177	116	147	44.11	55.89
9	9	2016	6	17	263	12.08	115	2,177	143	120	54.37	45.63
8	12	2016	6	16	262	12.03	116	2,177	135	127	51.53	48.47
9	2	2016	6	17	262	12.03	117	2,177	144	118	54.96	45.04
7	3	2016	1	16	261	11.99	118	2,177	120	141	45.98	54.02

MO	DY	YR	DAY OF WK	HR	HR VOL	PERCENT OF AADT	HOUR NUMBER	AADT	EAST VOLUME	WEST VOLUME	PERCENT EAST IS OF TOTAL VOLUME	PERCENT WEST IS OF TOTAL VOLUME
8	19	2016	6	18	261	11.99	119	2,177	141	120	54.02	45.98
9	4	2016	1	12	261	11.99	120	2,177	85	176	32.57	67.43
7	8	2016	6	14	260	11.94	121	2,177	128	132	49.23	50.77
8	10	2016	4	13	260	11.94	122	2,177	109	151	41.92	58.08
8	14	2016	1	12	260	11.94	123	2,177	115	145	44.23	55.77
9	2	2016	6	15	260	11.94	124	2,177	145	115	55.77	44.23
9	2	2016	6	18	260	11.94	125	2,177	136	124	52.31	47.69
7	18	2016	2	13	259	11.90	126	2,177	135	124	52.12	47.88
7	18	2016	2	16	259	11.90	127	2,177	144	115	55.60	44.40
7	30	2016	7	11	259	11.90	128	2,177	76	183	29.34	70.66
7	30	2016	7	14	259	11.90	129	2,177	122	137	47.10	52.90
8	20	2016	7	14	259	11.90	130	2,177	128	131	49.42	50.58
5	13	2016	6	16	258	11.85	131	2,177	136	122	52.71	47.29
6	24	2016	6	17	258	11.85	132	2,177	127	131	49.22	50.78
7	17	2016	1	12	258	11.85	133	2,177	80	178	31.01	68.99
8	7	2016	1	12	258	11.85	134	2,177	112	146	43.41	56.59
9	30	2016	6	16	258	11.85	135	2,177	142	116	55.04	44.96
5	30	2016	2	12	257	11.81	136	2,177	112	145	43.58	56.42
6	23	2016	5	14	257	11.81	137	2,177	124	133	48.25	51.75
8	26	2016	6	16	256	11.76	138	2,177	154	102	60.16	39.84
6	26	2016	1	17	255	11.71	139	2,177	120	135	47.06	52.94
7	30	2016	7	16	255	11.71	140	2,177	131	124	51.37	48.63
8	14	2016	1	15	255	11.71	141	2,177	129	126	50.59	49.41
5	31	2016	3	12	254	11.67	142	2,177	96	158	37.80	62.20
6	25	2016	7	13	254	11.67	143	2,177	94	160	37.01	62.99
7	15	2016	6	14	254	11.67	144	2,177	141	113	55.51	44.49
8	20	2016	7	22	254	11.67	145	2,177	226	28	88.98	11.02
8	27	2016	7	13	254	11.67	146	2,177	123	131	48.43	51.57
9	3	2016	7	14	254	11.67	147	2,177	112	142	44.09	55.91
9	30	2016	6	15	254	11.67	148	2,177	145	109	57.09	42.91
7	5	2016	3	13	253	11.62	149	2,177	115	138	45.45	54.55
8	2	2016	3	12	253	11.62	150	2,177	120	133	47.43	52.57
8	19	2016	6	17	253	11.62	151	2,177	127	126	50.20	49.80
9	9	2016	6	15	253	11.62	152	2,177	138	115	54.55	45.45
5	13	2016	6	15	252	11.58	153	2,177	150	102	59.52	40.48
6	25	2016	7	16	252	11.58	154	2,177	131	121	51.98	48.02
7	1	2016	6	17	252	11.58	155	2,177	136	116	53.97	46.03
8	14	2016	1	14	252	11.58	156	2,177	125	127	49.60	50.40
9	23	2016	6	16	252	11.58	157	2,177	125	127	49.60	50.40
4	8	2016	6	15	251	11.53	158	2,177	134	117	53.39	46.61
5	1	2016	1	14	251	11.53	159	2,177	133	118	52.99	47.01
6	18	2016	7	16	251	11.53	160	2,177	141	110	56.18	43.82
6	24	2016	6	14	251	11.53	161	2,177	125	126	49.80	50.20
7	15	2016	6	12	251	11.53	162	2,177	108	143	43.03	56.97
7	15	2016	6	16	251	11.53	163	2,177	133	118	52.99	47.01
8	5	2016	6	16	251	11.53	164	2,177	131	120	52.19	47.81
5	29	2016	1	16	250	11.48	165	2,177	131	119	52.40	47.60
6	12	2016	1	14	250	11.48	166	2,177	124	126	49.60	50.40
6	17	2016	6	15	250	11.48	167	2,177	123	127	49.20	50.80
7	22	2016	6	16	250	11.48	168	2,177	118	132	47.20	52.80
7	23	2016	7	13	250	11.48	169	2,177	108	142	43.20	56.80

MO	DY	YR	DAY OF WK	HR	HR VOL	PERCENT OF AADT	HOUR NUMBER	AADT	EAST VOLUME	WEST VOLUME	PERCENT EAST IS OF TOTAL VOLUME	PERCENT WEST IS OF TOTAL VOLUME
5	20	2016	6	15	249	11.44	170	2,177	134	115	53.82	46.18
6	10	2016	6	13	249	11.44	171	2,177	116	133	46.59	53.41
6	12	2016	1	16	249	11.44	172	2,177	142	107	57.03	42.97
8	5	2016	6	13	249	11.44	173	2,177	127	122	51.00	49.00
8	20	2016	7	13	249	11.44	174	2,177	105	144	42.17	57.83
9	15	2016	5	13	249	11.44	175	2,177	139	110	55.82	44.18
9	18	2016	1	12	249	11.44	176	2,177	107	142	42.97	57.03
9	23	2016	6	15	249	11.44	177	2,177	131	118	52.61	47.39
4	23	2016	7	15	248	11.39	178	2,177	106	142	42.74	57.26
6	19	2016	1	15	248	11.39	179	2,177	126	122	50.81	49.19
8	21	2016	1	12	248	11.39	180	2,177	126	122	50.81	49.19
9	2	2016	6	14	248	11.39	181	2,177	135	113	54.44	45.56
10	1	2016	7	12	248	11.39	182	2,177	99	149	39.92	60.08
7	16	2016	7	17	247	11.35	183	2,177	129	118	52.23	47.77
7	17	2016	1	17	247	11.35	184	2,177	129	118	52.23	47.77
7	23	2016	7	14	247	11.35	185	2,177	105	142	42.51	57.49
9	3	2016	7	12	247	11.35	186	2,177	99	148	40.08	59.92
9	23	2016	6	12	247	11.35	187	2,177	117	130	47.37	52.63
5	1	2016	1	15	246	11.30	188	2,177	136	110	55.28	44.72
5	27	2016	6	13	246	11.30	189	2,177	118	128	47.97	52.03
6	3	2016	6	22	246	11.30	190	2,177	158	88	64.23	35.77
7	5	2016	3	17	246	11.30	191	2,177	146	100	59.35	40.65
7	10	2016	1	13	246	11.30	192	2,177	120	126	48.78	51.22
7	16	2016	7	16	246	11.30	193	2,177	154	92	62.60	37.40
8	5	2016	6	15	246	11.30	194	2,177	130	116	52.85	47.15
8	14	2016	1	16	246	11.30	195	2,177	120	126	48.78	51.22
8	26	2016	6	17	246	11.30	196	2,177	109	137	44.31	55.69
9	10	2016	7	14	246	11.30	197	2,177	119	127	48.37	51.63
9	18	2016	1	13	246	11.30	198	2,177	105	141	42.68	57.32
5	6	2016	6	16	245	11.25	199	2,177	134	111	54.69	45.31
5	31	2016	3	13	245	11.25	200	2,177	87	158	35.51	64.49



AADT= 1,503      K 30 FACTOR= 14.24      K 100 FACTOR= 12.24      K 200 FACTOR= 11.38      D 30 FACTOR= 52.34



MO	DY	YR	DAY OF WK	HR	HR VOL	PERCENT OF AADT	HOUR NUMBER	AADT	EAST VOLUME	WEST VOLUME	PERCENT EAST IS OF TOTAL VOLUME	PERCENT WEST IS OF TOTAL VOLUME
7	12	2016	3	16	378	25.15	1	1,503	303	75	80.16	19.84
9	1	2016	5	15	309	20.56	2	1,503	223	86	72.17	27.83
5	30	2016	2	13	282	18.76	3	1,503	131	151	46.45	53.55
4	23	2016	7	17	268	17.83	4	1,503	94	174	35.07	64.93
9	1	2016	5	16	259	17.23	5	1,503	131	128	50.58	49.42
6	24	2016	6	18	247	16.43	6	1,503	75	172	30.36	69.64
5	30	2016	2	15	246	16.37	7	1,503	107	139	43.50	56.50
5	30	2016	2	14	243	16.17	8	1,503	130	113	53.50	46.50
10	1	2016	7	13	242	16.10	9	1,503	104	138	42.98	57.02
9	5	2016	2	16	240	15.97	10	1,503	127	113	52.92	47.08
7	23	2016	7	14	239	15.90	11	1,503	153	86	64.02	35.98
8	21	2016	1	13	237	15.77	12	1,503	134	103	56.54	43.46
9	24	2016	7	18	237	15.77	13	1,503	61	176	25.74	74.26
8	21	2016	1	14	234	15.57	14	1,503	124	110	52.99	47.01
7	23	2016	7	15	233	15.50	15	1,503	81	152	34.76	65.24
5	30	2016	2	12	231	15.37	16	1,503	146	85	63.20	36.80

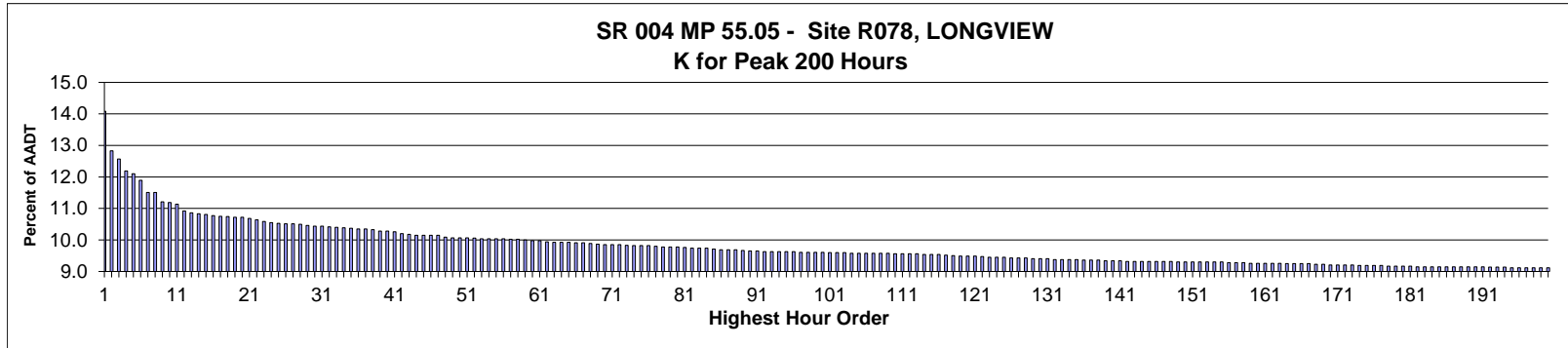
MO	DY	YR	DAY OF WK	HR	HR VOL	PERCENT OF AADT	HOUR NUMBER	AADT	EAST VOLUME	WEST VOLUME	PERCENT IS OF TOTAL VOLUME	PERCENT WEST IS OF TOTAL VOLUME
5	30	2016	2	18	228	15.17	17	1,503	100	128	43.86	56.14
9	4	2016	1	14	224	14.90	18	1,503	109	115	48.66	51.34
7	12	2016	3	18	223	14.84	19	1,503	53	170	23.77	76.23
7	24	2016	1	18	223	14.84	20	1,503	133	90	59.64	40.36
6	12	2016	1	16	220	14.64	21	1,503	106	114	48.18	51.82
7	12	2016	3	17	220	14.64	22	1,503	114	106	51.82	48.18
10	1	2016	7	14	220	14.64	23	1,503	127	93	57.73	42.27
7	24	2016	1	14	216	14.37	24	1,503	105	111	48.61	51.39
9	4	2016	1	13	216	14.37	25	1,503	99	117	45.83	54.17
5	30	2016	2	16	215	14.30	26	1,503	99	116	46.05	53.95
7	24	2016	1	17	215	14.30	27	1,503	135	80	62.79	37.21
8	27	2016	7	14	215	14.30	28	1,503	106	109	49.30	50.70
9	5	2016	2	15	215	14.30	29	1,503	100	115	46.51	53.49
7	24	2016	1	13	214	14.24	30	1,503	112	102	52.34	47.66
9	5	2016	2	14	214	14.24	31	1,503	118	96	55.14	44.86
7	23	2016	7	16	213	14.17	32	1,503	85	128	39.91	60.09
9	1	2016	5	17	213	14.17	33	1,503	94	119	44.13	55.87
9	5	2016	2	13	213	14.17	34	1,503	103	110	48.36	51.64
7	16	2016	7	13	212	14.11	35	1,503	97	115	45.75	54.25
6	3	2016	6	16	211	14.04	36	1,503	101	110	47.87	52.13
8	7	2016	1	17	211	14.04	37	1,503	96	115	45.50	54.50
8	7	2016	1	14	209	13.91	38	1,503	104	105	49.76	50.24
5	29	2016	1	16	205	13.64	39	1,503	111	94	54.15	45.85
8	21	2016	1	16	205	13.64	40	1,503	119	86	58.05	41.95
9	4	2016	1	15	205	13.64	41	1,503	99	106	48.29	51.71
5	29	2016	1	14	204	13.57	42	1,503	109	95	53.43	46.57
7	10	2016	1	17	204	13.57	43	1,503	89	115	43.63	56.37
7	22	2016	6	13	204	13.57	44	1,503	102	102	50.00	50.00
6	23	2016	5	18	203	13.51	45	1,503	63	140	31.03	68.97
7	24	2016	1	15	203	13.51	46	1,503	104	99	51.23	48.77
6	25	2016	7	13	202	13.44	47	1,503	81	121	40.10	59.90
7	17	2016	1	14	202	13.44	48	1,503	94	108	46.53	53.47
6	26	2016	1	15	201	13.37	49	1,503	114	87	56.72	43.28
7	12	2016	3	15	200	13.31	50	1,503	124	76	62.00	38.00
8	5	2016	6	17	200	13.31	51	1,503	85	115	42.50	57.50
8	14	2016	1	14	200	13.31	52	1,503	91	109	45.50	54.50
5	30	2016	2	17	199	13.24	53	1,503	102	97	51.26	48.74
6	17	2016	6	17	199	13.24	54	1,503	83	116	41.71	58.29
6	19	2016	1	16	199	13.24	55	1,503	91	108	45.73	54.27
9	18	2016	1	17	199	13.24	56	1,503	78	121	39.20	60.80
6	3	2016	6	17	198	13.17	57	1,503	86	112	43.43	56.57
6	3	2016	6	18	198	13.17	58	1,503	70	128	35.35	64.65
6	21	2016	3	18	198	13.17	59	1,503	55	143	27.78	72.22
6	23	2016	5	14	198	13.17	60	1,503	102	96	51.52	48.48
4	24	2016	1	17	197	13.11	61	1,503	94	103	47.72	52.28
7	15	2016	6	12	197	13.11	62	1,503	93	104	47.21	52.79
9	3	2016	7	15	197	13.11	63	1,503	105	92	53.30	46.70
5	29	2016	1	15	196	13.04	64	1,503	103	93	52.55	47.45
6	19	2016	1	18	196	13.04	65	1,503	71	125	36.22	63.78
7	10	2016	1	13	196	13.04	66	1,503	112	84	57.14	42.86
6	18	2016	7	18	195	12.97	67	1,503	53	142	27.18	72.82



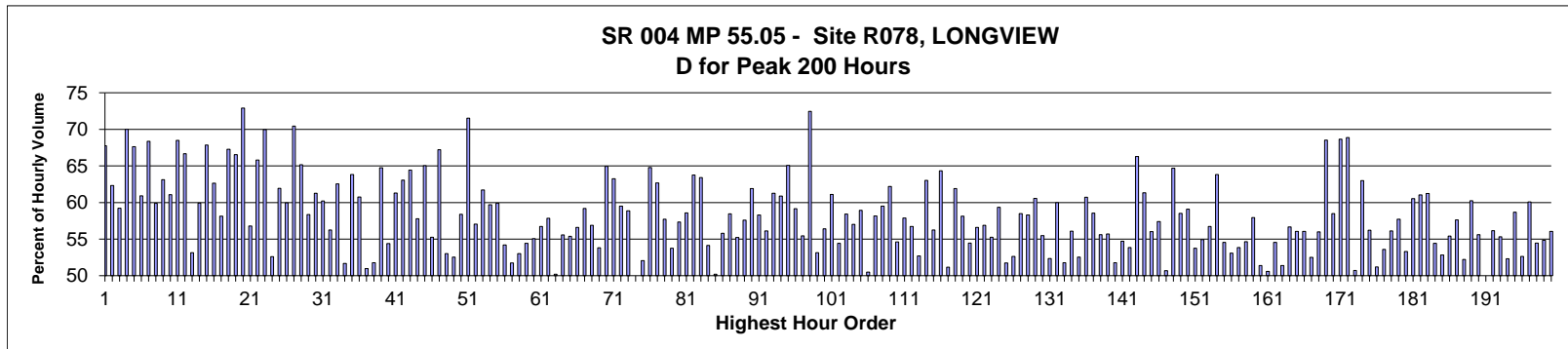
MO	DY	YR	DAY OF WK	HR	HR VOL	PERCENT OF AADT	HOUR NUMBER	AADT	EAST VOLUME	WEST VOLUME	PERCENT EAST IS OF TOTAL VOLUME	PERCENT WEST IS OF TOTAL VOLUME
6	23	2016	5	13	195	12.97	68	1,503	89	106	45.64	54.36
7	17	2016	1	13	195	12.97	69	1,503	116	79	59.49	40.51
9	25	2016	1	18	195	12.97	70	1,503	71	124	36.41	63.59
6	19	2016	1	15	194	12.91	71	1,503	88	106	45.36	54.64
7	16	2016	7	16	194	12.91	72	1,503	94	100	48.45	51.55
7	17	2016	1	16	194	12.91	73	1,503	96	98	49.48	50.52
7	23	2016	7	12	194	12.91	74	1,503	98	96	50.52	49.48
6	22	2016	4	18	193	12.84	75	1,503	59	134	30.57	69.43
7	10	2016	1	15	193	12.84	76	1,503	97	96	50.26	49.74
7	17	2016	1	15	193	12.84	77	1,503	90	103	46.63	53.37
7	22	2016	6	15	192	12.77	78	1,503	88	104	45.83	54.17
7	22	2016	6	17	192	12.77	79	1,503	89	103	46.35	53.65
9	1	2016	5	14	192	12.77	80	1,503	128	64	66.67	33.33
8	21	2016	1	12	191	12.71	81	1,503	103	88	53.93	46.07
6	3	2016	6	20	190	12.64	82	1,503	100	90	52.63	47.37
6	18	2016	7	13	190	12.64	83	1,503	96	94	50.53	49.47
8	5	2016	6	15	190	12.64	84	1,503	91	99	47.89	52.11
6	19	2016	1	14	189	12.57	85	1,503	98	91	51.85	48.15
4	23	2016	7	18	188	12.51	86	1,503	73	115	38.83	61.17
6	26	2016	1	17	188	12.51	87	1,503	98	90	52.13	47.87
8	7	2016	1	16	188	12.51	88	1,503	91	97	48.40	51.60
6	17	2016	6	15	187	12.44	89	1,503	89	98	47.59	52.41
9	2	2016	6	16	187	12.44	90	1,503	98	89	52.41	47.59
6	24	2016	6	15	186	12.38	91	1,503	89	97	47.85	52.15
6	25	2016	7	15	186	12.38	92	1,503	72	114	38.71	61.29
6	25	2016	7	18	186	12.38	93	1,503	51	135	27.42	72.58
6	26	2016	1	14	186	12.38	94	1,503	97	89	52.15	47.85
8	21	2016	1	15	186	12.38	95	1,503	96	90	51.61	48.39
8	27	2016	7	15	186	12.38	96	1,503	109	77	58.60	41.40
9	3	2016	7	17	186	12.38	97	1,503	76	110	40.86	59.14
7	15	2016	6	15	185	12.31	98	1,503	89	96	48.11	51.89
7	24	2016	1	16	185	12.31	99	1,503	96	89	51.89	48.11
5	28	2016	7	14	184	12.24	100	1,503	82	102	44.57	55.43
5	28	2016	7	16	184	12.24	101	1,503	96	88	52.17	47.83
6	12	2016	1	15	184	12.24	102	1,503	85	99	46.20	53.80
6	24	2016	6	16	184	12.24	103	1,503	89	95	48.37	51.63
7	15	2016	6	14	184	12.24	104	1,503	89	95	48.37	51.63
6	19	2016	1	17	183	12.18	105	1,503	91	92	49.73	50.27
6	24	2016	6	12	183	12.18	106	1,503	111	72	60.66	39.34
7	22	2016	6	14	183	12.18	107	1,503	100	83	54.64	45.36
8	7	2016	1	13	183	12.18	108	1,503	94	89	51.37	48.63
9	16	2016	6	16	183	12.18	109	1,503	90	93	49.18	50.82
9	25	2016	1	16	183	12.18	110	1,503	79	104	43.17	56.83
4	1	2016	6	16	182	12.11	111	1,503	75	107	41.21	58.79
7	10	2016	1	14	182	12.11	112	1,503	93	89	51.10	48.90
7	23	2016	7	13	182	12.11	113	1,503	104	78	57.14	42.86
8	12	2016	6	17	182	12.11	114	1,503	77	105	42.31	57.69
8	14	2016	1	15	182	12.11	115	1,503	91	91	50.00	50.00
8	28	2016	1	16	182	12.11	116	1,503	97	85	53.30	46.70
5	29	2016	1	13	181	12.04	117	1,503	91	90	50.28	49.72
7	2	2016	7	18	181	12.04	118	1,503	70	111	38.67	61.33

MO	DY	YR	DAY OF WK	HR	HR VOL	PERCENT OF AADT	HOUR NUMBER	AADT	EAST VOLUME	WEST VOLUME	PERCENT EAST IS OF TOTAL VOLUME	PERCENT WEST IS OF TOTAL VOLUME
7	20	2016	4	15	181	12.04	119	1,503	97	84	53.59	46.41
8	5	2016	6	16	181	12.04	120	1,503	91	90	50.28	49.72
7	22	2016	6	18	180	11.98	121	1,503	80	100	44.44	55.56
9	3	2016	7	16	180	11.98	122	1,503	77	103	42.78	57.22
9	9	2016	6	17	180	11.98	123	1,503	70	110	38.89	61.11
11	23	2016	4	15	180	11.98	124	1,503	81	99	45.00	55.00
6	25	2016	7	17	179	11.91	125	1,503	76	103	42.46	57.54
6	26	2016	1	13	179	11.91	126	1,503	88	91	49.16	50.84
8	5	2016	6	14	179	11.91	127	1,503	90	89	50.28	49.72
8	11	2016	5	14	179	11.91	128	1,503	90	89	50.28	49.72
5	27	2016	6	13	178	11.84	129	1,503	88	90	49.44	50.56
6	23	2016	5	17	178	11.84	130	1,503	68	110	38.20	61.80
8	2	2016	3	13	178	11.84	131	1,503	96	82	53.93	46.07
8	12	2016	6	13	178	11.84	132	1,503	80	98	44.94	55.06
8	14	2016	1	12	178	11.84	133	1,503	82	96	46.07	53.93
8	28	2016	1	14	178	11.84	134	1,503	82	96	46.07	53.93
9	2	2016	6	14	178	11.84	135	1,503	97	81	54.49	45.51
9	11	2016	1	13	178	11.84	136	1,503	84	94	47.19	52.81
9	25	2016	1	14	178	11.84	137	1,503	93	85	52.25	47.75
7	5	2016	3	14	177	11.78	138	1,503	86	91	48.59	51.41
8	15	2016	2	15	177	11.78	139	1,503	86	91	48.59	51.41
8	19	2016	6	13	177	11.78	140	1,503	90	87	50.85	49.15
8	21	2016	1	17	177	11.78	141	1,503	105	72	59.32	40.68
9	4	2016	1	12	177	11.78	142	1,503	80	97	45.20	54.80
9	11	2016	1	15	177	11.78	143	1,503	83	94	46.89	53.11
9	16	2016	6	17	177	11.78	144	1,503	83	94	46.89	53.11
4	8	2016	6	17	176	11.71	145	1,503	79	97	44.89	55.11
4	10	2016	1	18	176	11.71	146	1,503	97	79	55.11	44.89
4	23	2016	7	16	176	11.71	147	1,503	87	89	49.43	50.57
5	1	2016	1	15	176	11.71	148	1,503	91	85	51.70	48.30
6	23	2016	5	15	176	11.71	149	1,503	86	90	48.86	51.14
7	2	2016	7	14	176	11.71	150	1,503	82	94	46.59	53.41
8	6	2016	7	16	176	11.71	151	1,503	92	84	52.27	47.73
9	18	2016	1	13	176	11.71	152	1,503	80	96	45.45	54.55
9	22	2016	5	15	176	11.71	153	1,503	94	82	53.41	46.59
5	27	2016	6	18	175	11.64	154	1,503	70	105	40.00	60.00
7	5	2016	3	15	175	11.64	155	1,503	88	87	50.29	49.71
7	15	2016	6	17	175	11.64	156	1,503	79	96	45.14	54.86
7	17	2016	1	12	175	11.64	157	1,503	89	86	50.86	49.14
8	14	2016	1	17	175	11.64	158	1,503	83	92	47.43	52.57
8	27	2016	7	16	175	11.64	159	1,503	84	91	48.00	52.00
9	9	2016	6	18	175	11.64	160	1,503	70	105	40.00	60.00
9	11	2016	1	16	175	11.64	161	1,503	91	84	52.00	48.00
9	15	2016	5	15	175	11.64	162	1,503	97	78	55.43	44.57
9	18	2016	1	12	175	11.64	163	1,503	93	82	53.14	46.86
9	24	2016	7	14	175	11.64	164	1,503	80	95	45.71	54.29
9	30	2016	6	17	175	11.64	165	1,503	67	108	38.29	61.71
10	1	2016	7	16	175	11.64	166	1,503	103	72	58.86	41.14
4	1	2016	6	17	174	11.58	167	1,503	71	103	40.80	59.20
4	17	2016	1	15	174	11.58	168	1,503	81	93	46.55	53.45
4	23	2016	7	15	174	11.58	169	1,503	77	97	44.25	55.75

MO	DY	YR	DAY OF WK	HR	HR VOL	PERCENT OF AADT	HOUR NUMBER	AADT	EAST VOLUME	WEST VOLUME	PERCENT EAST IS OF TOTAL VOLUME	PERCENT WEST IS OF TOTAL VOLUME
5	28	2016	7	13	174	11.58	170	1,503	102	72	58.62	41.38
6	18	2016	7	17	174	11.58	171	1,503	85	89	48.85	51.15
6	24	2016	6	13	174	11.58	172	1,503	85	89	48.85	51.15
6	25	2016	7	11	174	11.58	173	1,503	97	77	55.75	44.25
7	10	2016	1	16	174	11.58	174	1,503	97	77	55.75	44.25
8	5	2016	6	13	174	11.58	175	1,503	82	92	47.13	52.87
8	11	2016	5	16	174	11.58	176	1,503	78	96	44.83	55.17
9	25	2016	1	15	174	11.58	177	1,503	76	98	43.68	56.32
4	17	2016	1	16	173	11.51	178	1,503	89	84	51.45	48.55
5	27	2016	6	15	173	11.51	179	1,503	88	85	50.87	49.13
5	29	2016	1	17	173	11.51	180	1,503	91	82	52.60	47.40
6	24	2016	6	14	173	11.51	181	1,503	87	86	50.29	49.71
8	7	2016	1	15	173	11.51	182	1,503	99	74	57.23	42.77
8	12	2016	6	16	173	11.51	183	1,503	82	91	47.40	52.60
9	22	2016	5	17	173	11.51	184	1,503	67	106	38.73	61.27
11	27	2016	1	14	173	11.51	185	1,503	99	74	57.23	42.77
4	8	2016	6	16	172	11.44	186	1,503	76	96	44.19	55.81
6	3	2016	6	19	172	11.44	187	1,503	76	96	44.19	55.81
6	18	2016	7	15	172	11.44	188	1,503	90	82	52.33	47.67
6	19	2016	1	13	172	11.44	189	1,503	81	91	47.09	52.91
7	2	2016	7	13	172	11.44	190	1,503	93	79	54.07	45.93
7	8	2016	6	16	172	11.44	191	1,503	84	88	48.84	51.16
7	16	2016	7	15	172	11.44	192	1,503	94	78	54.65	45.35
8	7	2016	1	18	172	11.44	193	1,503	98	74	56.98	43.02
8	14	2016	1	16	172	11.44	194	1,503	94	78	54.65	45.35
9	23	2016	6	16	172	11.44	195	1,503	76	96	44.19	55.81
4	3	2016	1	13	171	11.38	196	1,503	77	94	45.03	54.97
6	10	2016	6	16	171	11.38	197	1,503	84	87	49.12	50.88
6	12	2016	1	14	171	11.38	198	1,503	95	76	55.56	44.44
6	16	2016	5	15	171	11.38	199	1,503	81	90	47.37	52.63
7	5	2016	3	17	171	11.38	200	1,503	78	93	45.61	54.39



AADT= 5,440      K 30 FACTOR= 10.44      K 100 FACTOR= 9.61      K 200 FACTOR= 9.12      D 30 FACTOR= 61.27



MO	DY	YR	DAY OF WK	HR	HR VOL	PERCENT OF AADT	HOUR NUMBER	AADT	EAST VOLUME	WEST VOLUME	PERCENT EAST IS OF TOTAL VOLUME	PERCENT WEST IS OF TOTAL VOLUME
7	5	2016	3	15	766	14.08	1	5,440	519	247	67.75	32.25
7	5	2016	3	16	698	12.83	2	5,440	435	263	62.32	37.68
9	9	2016	6	17	684	12.57	3	5,440	279	405	40.79	59.21
7	5	2016	3	14	663	12.19	4	5,440	464	199	69.98	30.02
9	11	2016	1	14	658	12.10	5	5,440	445	213	67.63	32.37
9	8	2016	5	17	647	11.89	6	5,440	253	394	39.10	60.90
7	5	2016	3	13	626	11.51	7	5,440	428	198	68.37	31.63
8	21	2016	1	13	626	11.51	8	5,440	375	251	59.90	40.10
8	20	2016	7	12	610	11.21	9	5,440	225	385	36.89	63.11
8	21	2016	1	14	609	11.19	10	5,440	372	237	61.08	38.92
7	5	2016	3	12	606	11.14	11	5,440	415	191	68.48	31.52
9	9	2016	6	18	594	10.92	12	5,440	198	396	33.33	66.67
7	17	2016	1	14	591	10.86	13	5,440	277	314	46.87	53.13
9	9	2016	6	14	589	10.83	14	5,440	236	353	40.07	59.93
9	11	2016	1	17	588	10.81	15	5,440	399	189	67.86	32.14
7	1	2016	6	16	586	10.77	16	5,440	219	367	37.37	62.63

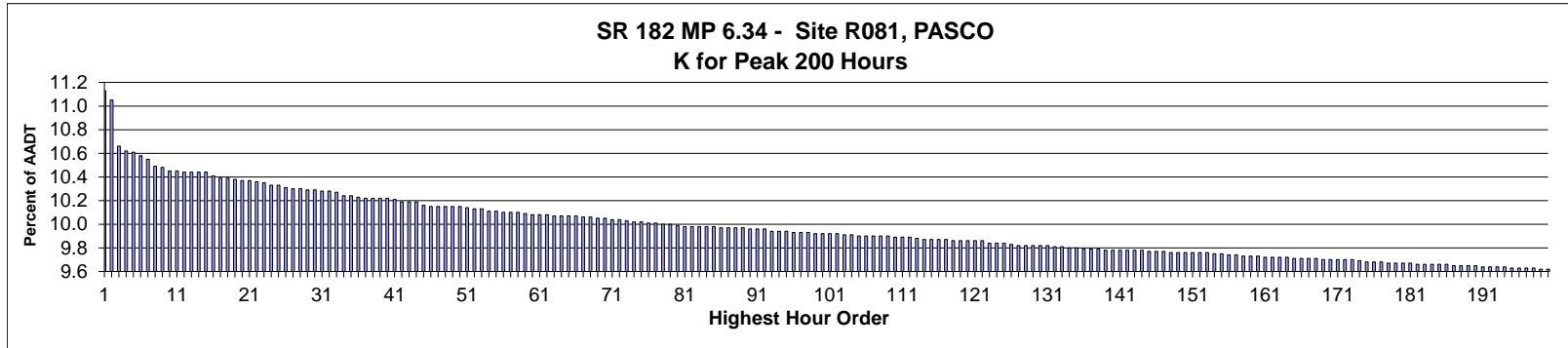
MO	DY	YR	DAY OF WK	HR	HR VOL	PERCENT OF AADT	HOUR NUMBER	AADT	EAST VOLUME	WEST VOLUME	PERCENT EAST IS OF TOTAL VOLUME	PERCENT WEST IS OF TOTAL VOLUME
7	31	2016	1	14	585	10.75	17	5,440	340	245	58.12	41.88
5	27	2016	6	17	584	10.74	18	5,440	191	393	32.71	67.29
9	5	2016	2	13	583	10.72	19	5,440	388	195	66.55	33.45
9	11	2016	1	16	583	10.72	20	5,440	425	158	72.90	27.10
7	28	2016	5	16	581	10.68	21	5,440	251	330	43.20	56.80
9	2	2016	6	17	579	10.64	22	5,440	198	381	34.20	65.80
9	11	2016	1	13	576	10.59	23	5,440	403	173	69.97	30.03
8	5	2016	6	17	574	10.55	24	5,440	272	302	47.39	52.61
9	9	2016	6	16	573	10.53	25	5,440	218	355	38.05	61.95
8	12	2016	6	15	572	10.51	26	5,440	229	343	40.03	59.97
9	11	2016	1	15	572	10.51	27	5,440	403	169	70.45	29.55
7	1	2016	6	17	571	10.50	28	5,440	199	372	34.85	65.15
9	3	2016	7	14	569	10.46	29	5,440	237	332	41.65	58.35
8	12	2016	6	16	568	10.44	30	5,440	220	348	38.73	61.27
8	12	2016	6	17	568	10.44	31	5,440	226	342	39.79	60.21
7	5	2016	3	17	567	10.42	32	5,440	319	248	56.26	43.74
9	9	2016	6	15	566	10.40	33	5,440	212	354	37.46	62.54
7	17	2016	1	13	565	10.39	34	5,440	273	292	48.32	51.68
8	20	2016	7	13	564	10.37	35	5,440	204	360	36.17	63.83
8	20	2016	7	14	563	10.35	36	5,440	221	342	39.25	60.75
8	20	2016	7	16	563	10.35	37	5,440	276	287	49.02	50.98
4	7	2016	5	17	562	10.33	38	5,440	271	291	48.22	51.78
5	30	2016	2	14	559	10.28	39	5,440	362	197	64.76	35.24
8	19	2016	6	12	559	10.28	40	5,440	255	304	45.62	54.38
9	9	2016	6	13	558	10.26	41	5,440	216	342	38.71	61.29
5	30	2016	2	15	555	10.20	42	5,440	350	205	63.06	36.94
5	30	2016	2	16	554	10.18	43	5,440	357	197	64.44	35.56
4	1	2016	6	17	552	10.15	44	5,440	233	319	42.21	57.79
7	1	2016	6	18	552	10.15	45	5,440	193	359	34.96	65.04
8	14	2016	1	13	552	10.15	46	5,440	305	247	55.25	44.75
9	5	2016	2	14	552	10.15	47	5,440	371	181	67.21	32.79
3	18	2016	6	17	549	10.09	48	5,440	258	291	46.99	53.01
7	14	2016	5	17	548	10.07	49	5,440	260	288	47.45	52.55
7	15	2016	6	17	548	10.07	50	5,440	228	320	41.61	58.39
9	2	2016	6	18	548	10.07	51	5,440	156	392	28.47	71.53
8	19	2016	6	14	547	10.06	52	5,440	235	312	42.96	57.04
5	30	2016	2	12	546	10.04	53	5,440	337	209	61.72	38.28
7	22	2016	6	17	546	10.04	54	5,440	220	326	40.29	59.71
7	29	2016	6	17	546	10.04	55	5,440	219	327	40.11	59.89
8	28	2016	1	13	546	10.04	56	5,440	296	250	54.21	45.79
6	4	2016	7	15	545	10.02	57	5,440	263	282	48.26	51.74
7	31	2016	1	13	545	10.02	58	5,440	289	256	53.03	46.97
10	6	2016	5	17	544	10.00	59	5,440	248	296	45.59	54.41
4	1	2016	6	16	543	9.98	60	5,440	244	299	44.94	55.06
8	26	2016	6	17	543	9.98	61	5,440	235	308	43.28	56.72
8	19	2016	6	18	541	9.94	62	5,440	228	313	42.14	57.86
6	19	2016	1	13	540	9.93	63	5,440	271	269	50.19	49.81
8	4	2016	5	17	540	9.93	64	5,440	240	300	44.44	55.56
8	14	2016	1	14	540	9.93	65	5,440	299	241	55.37	44.63
9	16	2016	6	17	539	9.91	66	5,440	234	305	43.41	56.59
10	21	2016	6	17	539	9.91	67	5,440	220	319	40.82	59.18

MO	DY	YR	DAY OF WK	HR	HR VOL	PERCENT OF AADT	HOUR NUMBER	AADT	EAST VOLUME	WEST VOLUME	PERCENT EAST IS OF TOTAL VOLUME	PERCENT WEST IS OF TOTAL VOLUME
9	30	2016	6	17	538	9.89	68	5,440	232	306	43.12	56.88
9	1	2016	5	14	537	9.87	69	5,440	289	248	53.82	46.18
6	3	2016	6	18	536	9.85	70	5,440	188	348	35.07	64.93
8	20	2016	7	15	536	9.85	71	5,440	197	339	36.75	63.25
9	2	2016	6	16	536	9.85	72	5,440	217	319	40.49	59.51
7	15	2016	6	16	535	9.83	73	5,440	220	315	41.12	58.88
3	31	2016	5	17	534	9.82	74	5,440	267	267	50.00	50.00
8	12	2016	6	14	534	9.82	75	5,440	256	278	47.94	52.06
9	8	2016	5	18	534	9.82	76	5,440	188	346	35.21	64.79
8	20	2016	7	11	533	9.80	77	5,440	199	334	37.34	62.66
5	13	2016	6	17	532	9.78	78	5,440	225	307	42.29	57.71
8	23	2016	3	17	532	9.78	79	5,440	246	286	46.24	53.76
8	26	2016	6	15	532	9.78	80	5,440	227	305	42.67	57.33
5	27	2016	6	16	531	9.76	81	5,440	220	311	41.43	58.57
5	6	2016	6	17	530	9.74	82	5,440	192	338	36.23	63.77
8	21	2016	1	15	530	9.74	83	5,440	336	194	63.40	36.60
9	22	2016	5	17	530	9.74	84	5,440	243	287	45.85	54.15
6	19	2016	1	14	528	9.71	85	5,440	265	263	50.19	49.81
7	28	2016	5	17	527	9.69	86	5,440	233	294	44.21	55.79
8	25	2016	5	17	527	9.69	87	5,440	219	308	41.56	58.44
10	28	2016	6	17	527	9.69	88	5,440	236	291	44.78	55.22
8	13	2016	7	13	526	9.67	89	5,440	223	303	42.40	57.60
8	26	2016	6	18	525	9.65	90	5,440	200	325	38.10	61.90
9	2	2016	6	15	525	9.65	91	5,440	219	306	41.71	58.29
3	25	2016	6	16	524	9.63	92	5,440	230	294	43.89	56.11
5	8	2016	1	13	524	9.63	93	5,440	321	203	61.26	38.74
7	29	2016	6	16	524	9.63	94	5,440	205	319	39.12	60.88
8	21	2016	1	16	524	9.63	95	5,440	341	183	65.08	34.92
9	8	2016	5	16	524	9.63	96	5,440	214	310	40.84	59.16
4	8	2016	6	17	523	9.61	97	5,440	233	290	44.55	55.45
5	27	2016	6	18	523	9.61	98	5,440	144	379	27.53	72.47
7	24	2016	1	14	523	9.61	99	5,440	278	245	53.15	46.85
12	13	2016	3	17	523	9.61	100	5,440	228	295	43.59	56.41
6	4	2016	7	12	522	9.60	101	5,440	203	319	38.89	61.11
7	5	2016	3	18	522	9.60	102	5,440	238	284	45.59	54.41
9	10	2016	7	11	522	9.60	103	5,440	217	305	41.57	58.43
4	15	2016	6	17	521	9.58	104	5,440	224	297	42.99	57.01
5	8	2016	1	14	521	9.58	105	5,440	307	214	58.93	41.07
7	22	2016	6	15	521	9.58	106	5,440	258	263	49.52	50.48
8	19	2016	6	16	521	9.58	107	5,440	218	303	41.84	58.16
9	10	2016	7	12	521	9.58	108	5,440	211	310	40.50	59.50
9	10	2016	7	13	521	9.58	109	5,440	197	324	37.81	62.19
4	8	2016	6	16	520	9.56	110	5,440	236	284	45.38	54.62
6	4	2016	7	17	520	9.56	111	5,440	301	219	57.88	42.12
8	19	2016	6	13	520	9.56	112	5,440	225	295	43.27	56.73
8	26	2016	6	13	520	9.56	113	5,440	246	274	47.31	52.69
4	29	2016	6	17	519	9.54	114	5,440	192	327	36.99	63.01
8	5	2016	6	16	519	9.54	115	5,440	227	292	43.74	56.26
8	12	2016	6	18	519	9.54	116	5,440	185	334	35.65	64.35
7	13	2016	4	17	518	9.52	117	5,440	253	265	48.84	51.16
8	7	2016	1	13	517	9.50	118	5,440	320	197	61.90	38.10

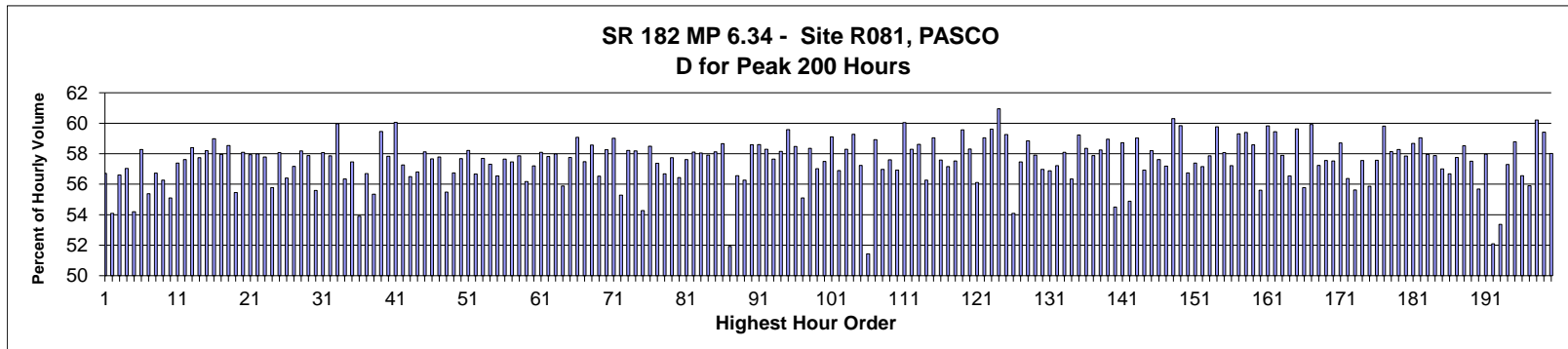
MO	DY	YR	DAY OF WK	HR	HR VOL	PERCENT OF AADT	HOUR NUMBER	AADT	EAST VOLUME	WEST VOLUME	PERCENT EAST IS OF TOTAL VOLUME	PERCENT WEST IS OF TOTAL VOLUME
2	5	2016	6	17	516	9.49	119	5,440	216	300	41.86	58.14
8	12	2016	6	13	516	9.49	120	5,440	235	281	45.54	54.46
9	2	2016	6	14	516	9.49	121	5,440	224	292	43.41	56.59
11	10	2016	5	17	515	9.47	122	5,440	222	293	43.11	56.89
7	24	2016	1	15	514	9.45	123	5,440	284	230	55.25	44.75
8	19	2016	6	15	514	9.45	124	5,440	209	305	40.66	59.34
8	26	2016	6	14	514	9.45	125	5,440	248	266	48.25	51.75
4	8	2016	6	13	513	9.43	126	5,440	243	270	47.37	52.63
7	4	2016	2	14	513	9.43	127	5,440	300	213	58.48	41.52
11	4	2016	6	17	513	9.43	128	5,440	214	299	41.72	58.28
9	5	2016	2	16	512	9.41	129	5,440	310	202	60.55	39.45
9	29	2016	5	17	512	9.41	130	5,440	228	284	44.53	55.47
11	18	2016	6	16	512	9.41	131	5,440	244	268	47.66	52.34
2	26	2016	6	17	510	9.38	132	5,440	204	306	40.00	60.00
4	8	2016	6	14	510	9.38	133	5,440	246	264	48.24	51.76
6	4	2016	7	13	510	9.38	134	5,440	224	286	43.92	56.08
7	3	2016	1	16	510	9.38	135	5,440	242	268	47.45	52.55
4	22	2016	6	17	509	9.36	136	5,440	200	309	39.29	60.71
7	1	2016	6	15	509	9.36	137	5,440	211	298	41.45	58.55
9	12	2016	2	17	509	9.36	138	5,440	226	283	44.40	55.60
6	4	2016	7	14	508	9.34	139	5,440	225	283	44.29	55.71
6	5	2016	1	14	508	9.34	140	5,440	245	263	48.23	51.77
7	27	2016	4	16	508	9.34	141	5,440	230	278	45.28	54.72
4	8	2016	6	15	507	9.32	142	5,440	234	273	46.15	53.85
4	10	2016	1	15	507	9.32	143	5,440	336	171	66.27	33.73
5	30	2016	2	13	507	9.32	144	5,440	311	196	61.34	38.66
7	1	2016	6	14	507	9.32	145	5,440	223	284	43.98	56.02
8	7	2016	1	14	507	9.32	146	5,440	291	216	57.40	42.60
8	28	2016	1	14	507	9.32	147	5,440	257	250	50.69	49.31
9	15	2016	5	18	507	9.32	148	5,440	179	328	35.31	64.69
5	6	2016	6	16	506	9.30	149	5,440	210	296	41.50	58.50
6	4	2016	7	11	506	9.30	150	5,440	207	299	40.91	59.09
7	21	2016	5	17	506	9.30	151	5,440	234	272	46.25	53.75
8	11	2016	5	17	506	9.30	152	5,440	228	278	45.06	54.94
8	13	2016	7	12	506	9.30	153	5,440	219	287	43.28	56.72
9	5	2016	2	15	506	9.30	154	5,440	323	183	63.83	36.17
10	28	2016	6	16	506	9.30	155	5,440	230	276	45.45	54.55
6	26	2016	1	14	505	9.28	156	5,440	268	237	53.07	46.93
7	14	2016	5	14	505	9.28	157	5,440	233	272	46.14	53.86
8	24	2016	4	15	505	9.28	158	5,440	229	276	45.35	54.65
4	7	2016	5	14	504	9.26	159	5,440	212	292	42.06	57.94
7	1	2016	6	12	504	9.26	160	5,440	245	259	48.61	51.39
7	14	2016	5	16	504	9.26	161	5,440	255	249	50.60	49.40
7	17	2016	1	15	504	9.26	162	5,440	229	275	45.44	54.56
9	14	2016	4	16	504	9.26	163	5,440	259	245	51.39	48.61
6	30	2016	5	16	503	9.25	164	5,440	218	285	43.34	56.66
7	29	2016	6	15	503	9.25	165	5,440	221	282	43.94	56.06
8	27	2016	7	12	503	9.25	166	5,440	221	282	43.94	56.06
9	1	2016	5	13	503	9.25	167	5,440	264	239	52.49	47.51
6	26	2016	1	15	502	9.23	168	5,440	281	221	55.98	44.02
7	1	2016	6	19	502	9.23	169	5,440	158	344	31.47	68.53

MO	DY	YR	DAY OF WK	HR	HR VOL	PERCENT OF AADT	HOUR NUMBER	AADT	EAST VOLUME	WEST VOLUME	PERCENT EAST IS OF TOTAL VOLUME	PERCENT WEST IS OF TOTAL VOLUME
4	8	2016	6	18	501	9.21	170	5,440	208	293	41.52	58.48
5	6	2016	6	18	501	9.21	171	5,440	157	344	31.34	68.66
7	2	2016	7	14	501	9.21	172	5,440	156	345	31.14	68.86
8	5	2016	6	13	501	9.21	173	5,440	254	247	50.70	49.30
7	2	2016	7	13	500	9.19	174	5,440	185	315	37.00	63.00
7	31	2016	1	15	500	9.19	175	5,440	281	219	56.20	43.80
8	27	2016	7	13	500	9.19	176	5,440	244	256	48.80	51.20
10	11	2016	3	17	500	9.19	177	5,440	232	268	46.40	53.60
5	2	2016	2	17	499	9.17	178	5,440	219	280	43.89	56.11
5	20	2016	6	17	499	9.17	179	5,440	211	288	42.28	57.72
7	3	2016	1	13	499	9.17	180	5,440	233	266	46.69	53.31
10	7	2016	6	17	499	9.17	181	5,440	197	302	39.48	60.52
4	1	2016	6	18	498	9.15	182	5,440	194	304	38.96	61.04
6	17	2016	6	18	498	9.15	183	5,440	193	305	38.76	61.24
7	24	2016	1	16	498	9.15	184	5,440	271	227	54.42	45.58
8	11	2016	5	14	498	9.15	185	5,440	235	263	47.19	52.81
8	15	2016	2	16	498	9.15	186	5,440	222	276	44.58	55.42
8	16	2016	3	17	498	9.15	187	5,440	211	287	42.37	57.63
8	25	2016	5	16	498	9.15	188	5,440	238	260	47.79	52.21
9	1	2016	5	17	498	9.15	189	5,440	198	300	39.76	60.24
9	20	2016	3	17	498	9.15	190	5,440	221	277	44.38	55.62
10	20	2016	5	17	498	9.15	191	5,440	249	249	50.00	50.00
4	10	2016	1	13	497	9.14	192	5,440	279	218	56.14	43.86
8	11	2016	5	16	497	9.14	193	5,440	222	275	44.67	55.33
9	7	2016	4	17	497	9.14	194	5,440	237	260	47.69	52.31
2	24	2016	4	17	496	9.12	195	5,440	205	291	41.33	58.67
6	5	2016	1	13	496	9.12	196	5,440	235	261	47.38	52.62
6	24	2016	6	17	496	9.12	197	5,440	198	298	39.92	60.08
7	30	2016	7	13	496	9.12	198	5,440	226	270	45.56	54.44
8	10	2016	4	16	496	9.12	199	5,440	224	272	45.16	54.84
8	20	2016	7	17	496	9.12	200	5,440	278	218	56.05	43.95





AADT= 64,463      K 30 FACTOR= 10.29      K 100 FACTOR= 9.92      K 200 FACTOR= 9.62      D 30 FACTOR= 55.59



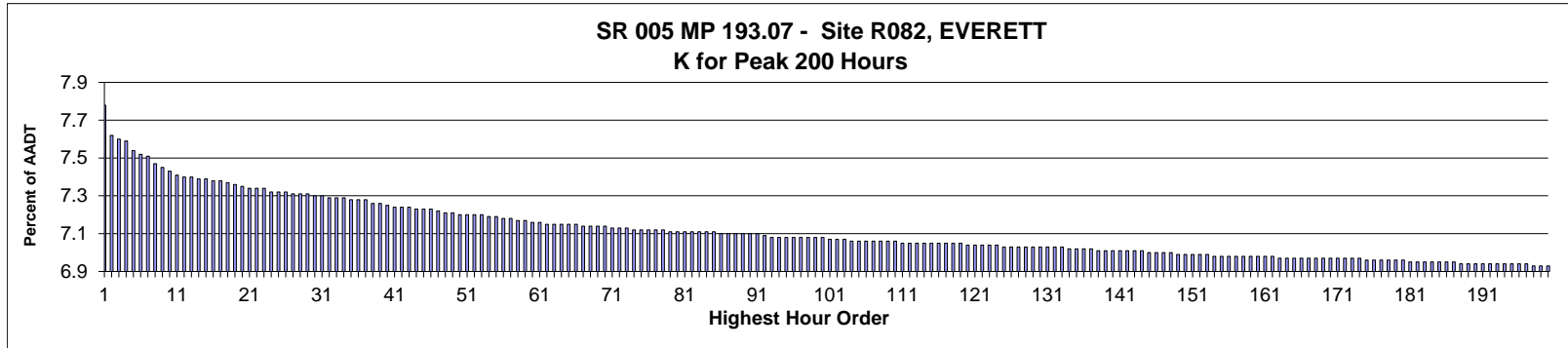
MO	DY	YR	DAY OF WK	HR	HR VOL	PERCENT OF AADT	HOUR NUMBER	AADT	EAST VOLUME	WEST VOLUME	PERCENT EAST IS OF TOTAL VOLUME	PERCENT WEST IS OF TOTAL VOLUME
5	20	2016	6	17	7,172	11.13	1	64,463	4,067	3,105	56.71	43.29
9	22	2016	5	18	7,120	11.05	2	64,463	3,851	3,269	54.09	45.91
10	6	2016	5	18	6,873	10.66	3	64,463	3,890	2,983	56.60	43.40
6	15	2016	4	18	6,846	10.62	4	64,463	3,905	2,941	57.04	42.96
6	16	2016	5	18	6,838	10.61	5	64,463	3,706	3,132	54.20	45.80
10	19	2016	4	18	6,819	10.58	6	64,463	3,974	2,845	58.28	41.72
8	30	2016	3	18	6,801	10.55	7	64,463	3,766	3,035	55.37	44.63
4	28	2016	5	18	6,765	10.49	8	64,463	3,838	2,927	56.73	43.27
5	19	2016	5	18	6,757	10.48	9	64,463	3,802	2,955	56.27	43.73
6	9	2016	5	18	6,737	10.45	10	64,463	3,712	3,025	55.10	44.90
4	21	2016	5	18	6,735	10.45	11	64,463	3,865	2,870	57.39	42.61
5	24	2016	3	18	6,730	10.44	12	64,463	3,878	2,852	57.62	42.38
6	14	2016	3	18	6,730	10.44	13	64,463	3,930	2,800	58.40	41.60
9	29	2016	5	18	6,730	10.44	14	64,463	3,886	2,844	57.74	42.26
10	12	2016	4	18	6,730	10.44	15	64,463	3,917	2,813	58.20	41.80
5	4	2016	4	18	6,712	10.41	16	64,463	3,959	2,753	58.98	41.02

MO	DY	YR	DAY OF WK	HR	HR VOL	PERCENT OF AADT	HOUR NUMBER	AADT	EAST VOLUME	WEST VOLUME	PERCENT IS OF TOTAL VOLUME	PERCENT WEST IS OF TOTAL VOLUME
5	5	2016	5	18	6,698	10.39	17	64,463	3,882	2,816	57.96	42.04
9	8	2016	5	18	6,696	10.39	18	64,463	3,920	2,776	58.54	41.46
10	6	2016	5	17	6,693	10.38	19	64,463	3,712	2,981	55.46	44.54
9	21	2016	4	18	6,686	10.37	20	64,463	3,884	2,802	58.09	41.91
11	3	2016	5	18	6,683	10.37	21	64,463	3,872	2,811	57.94	42.06
5	25	2016	4	18	6,677	10.36	22	64,463	3,872	2,805	57.99	42.01
5	18	2016	4	18	6,671	10.35	23	64,463	3,855	2,816	57.79	42.21
6	2	2016	5	18	6,661	10.33	24	64,463	3,715	2,946	55.77	44.23
5	17	2016	3	18	6,659	10.33	25	64,463	3,867	2,792	58.07	41.93
9	28	2016	4	18	6,644	10.31	26	64,463	3,748	2,896	56.41	43.59
5	20	2016	6	16	6,642	10.30	27	64,463	3,797	2,845	57.17	42.83
10	4	2016	3	18	6,637	10.30	28	64,463	3,862	2,775	58.19	41.81
10	11	2016	3	18	6,633	10.29	29	64,463	3,839	2,794	57.88	42.12
12	1	2016	5	17	6,632	10.29	30	64,463	3,687	2,945	55.59	44.41
9	15	2016	5	18	6,627	10.28	31	64,463	3,849	2,778	58.08	41.92
9	13	2016	3	18	6,625	10.28	32	64,463	3,834	2,791	57.87	42.13
9	20	2016	3	18	6,622	10.27	33	64,463	3,971	2,651	59.97	40.03
6	16	2016	5	17	6,604	10.24	34	64,463	3,721	2,883	56.34	43.66
8	31	2016	4	18	6,600	10.24	35	64,463	3,793	2,807	57.47	42.53
11	22	2016	3	17	6,592	10.23	36	64,463	3,554	3,038	53.91	46.09
9	1	2016	5	18	6,590	10.22	37	64,463	3,736	2,854	56.69	43.31
6	23	2016	5	18	6,587	10.22	38	64,463	3,646	2,941	55.35	44.65
10	5	2016	4	18	6,586	10.22	39	64,463	3,916	2,670	59.46	40.54
7	14	2016	5	18	6,585	10.22	40	64,463	3,808	2,777	57.83	42.17
11	1	2016	3	18	6,580	10.21	41	64,463	3,951	2,629	60.05	39.95
12	1	2016	5	18	6,571	10.19	42	64,463	3,763	2,808	57.27	42.73
5	10	2016	3	18	6,569	10.19	43	64,463	3,711	2,858	56.49	43.51
9	27	2016	3	18	6,569	10.19	44	64,463	3,732	2,837	56.81	43.19
2	25	2016	5	18	6,548	10.16	45	64,463	3,806	2,742	58.12	41.88
9	28	2016	4	17	6,546	10.15	46	64,463	3,775	2,771	57.67	42.33
5	3	2016	3	18	6,545	10.15	47	64,463	3,782	2,763	57.78	42.22
5	20	2016	6	18	6,542	10.15	48	64,463	3,630	2,912	55.49	44.51
6	30	2016	5	18	6,542	10.15	49	64,463	3,712	2,830	56.74	43.26
6	21	2016	3	18	6,541	10.15	50	64,463	3,773	2,768	57.68	42.32
4	13	2016	4	18	6,537	10.14	51	64,463	3,806	2,731	58.22	41.78
5	26	2016	5	18	6,528	10.13	52	64,463	3,699	2,829	56.66	43.34
10	20	2016	5	18	6,528	10.13	53	64,463	3,766	2,762	57.69	42.31
9	14	2016	4	18	6,515	10.11	54	64,463	3,734	2,781	57.31	42.69
3	10	2016	5	18	6,514	10.11	55	64,463	3,683	2,831	56.54	43.46
6	1	2016	4	18	6,512	10.10	56	64,463	3,754	2,758	57.65	42.35
4	27	2016	4	18	6,511	10.10	57	64,463	3,741	2,770	57.46	42.54
9	6	2016	3	18	6,510	10.10	58	64,463	3,767	2,743	57.86	42.14
5	19	2016	5	17	6,504	10.09	59	64,463	3,654	2,850	56.18	43.82
3	31	2016	5	18	6,497	10.08	60	64,463	3,716	2,781	57.20	42.80
4	26	2016	3	18	6,497	10.08	61	64,463	3,774	2,723	58.09	41.91
10	25	2016	3	18	6,497	10.08	62	64,463	3,756	2,741	57.81	42.19
5	9	2016	2	18	6,494	10.07	63	64,463	3,765	2,729	57.98	42.02
11	7	2016	2	17	6,494	10.07	64	64,463	3,629	2,865	55.88	44.12
5	12	2016	5	18	6,490	10.07	65	64,463	3,748	2,742	57.75	42.25
10	3	2016	2	18	6,489	10.07	66	64,463	3,834	2,655	59.08	40.92
4	20	2016	4	18	6,488	10.06	67	64,463	3,729	2,759	57.48	42.52

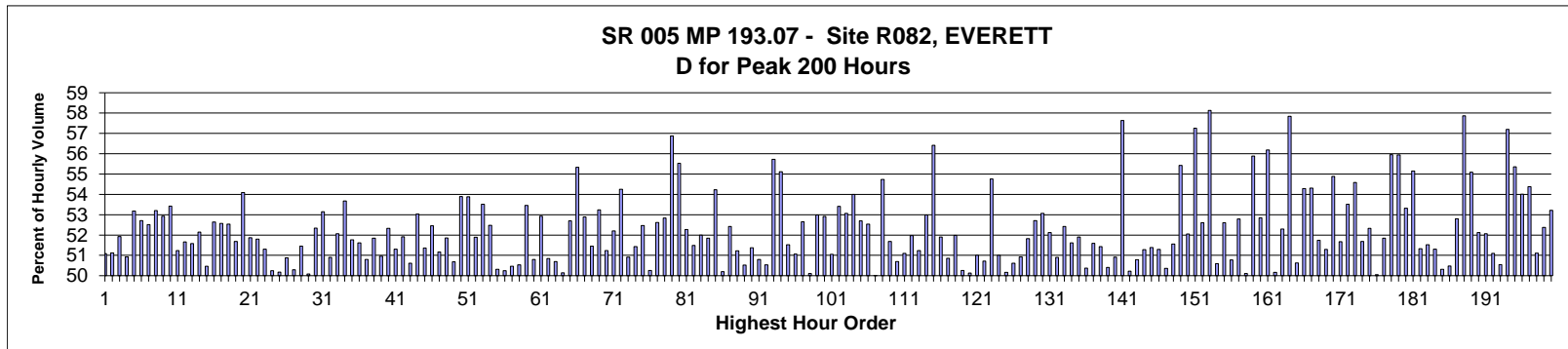
MO	DY	YR	DAY OF WK	HR	HR VOL	PERCENT OF AADT	HOUR NUMBER	AADT	EAST VOLUME	WEST VOLUME	PERCENT IS OF TOTAL VOLUME	PERCENT WEST IS OF TOTAL VOLUME
3	23	2016	4	18	6,485	10.06	68	64,463	3,798	2,687	58.57	41.43
4	14	2016	5	18	6,480	10.05	69	64,463	3,663	2,817	56.53	43.47
8	10	2016	4	18	6,478	10.05	70	64,463	3,774	2,704	58.26	41.74
3	2	2016	4	18	6,472	10.04	71	64,463	3,820	2,652	59.02	40.98
5	11	2016	4	17	6,471	10.04	72	64,463	3,578	2,893	55.29	44.71
6	29	2016	4	18	6,463	10.03	73	64,463	3,763	2,700	58.22	41.78
8	25	2016	5	18	6,461	10.02	74	64,463	3,759	2,702	58.18	41.82
9	30	2016	6	17	6,457	10.02	75	64,463	3,504	2,953	54.27	45.73
6	22	2016	4	18	6,452	10.01	76	64,463	3,774	2,678	58.49	41.51
9	26	2016	2	18	6,451	10.01	77	64,463	3,701	2,750	57.37	42.63
5	31	2016	3	18	6,449	10.00	78	64,463	3,655	2,794	56.68	43.32
10	27	2016	5	18	6,448	10.00	79	64,463	3,723	2,725	57.74	42.26
7	7	2016	5	18	6,442	9.99	80	64,463	3,635	2,807	56.43	43.57
11	10	2016	5	17	6,435	9.98	81	64,463	3,708	2,727	57.62	42.38
7	27	2016	4	18	6,433	9.98	82	64,463	3,738	2,695	58.11	41.89
8	17	2016	4	18	6,433	9.98	83	64,463	3,734	2,699	58.04	41.96
4	19	2016	3	18	6,432	9.98	84	64,463	3,725	2,707	57.91	42.09
11	17	2016	5	18	6,431	9.98	85	64,463	3,738	2,693	58.12	41.88
3	3	2016	5	18	6,429	9.97	86	64,463	3,771	2,658	58.66	41.34
8	30	2016	3	17	6,429	9.97	87	64,463	3,338	3,091	51.92	48.08
6	7	2016	3	18	6,427	9.97	88	64,463	3,635	2,792	56.56	43.44
11	3	2016	5	17	6,424	9.97	89	64,463	3,614	2,810	56.26	43.74
3	16	2016	4	18	6,423	9.96	90	64,463	3,763	2,660	58.59	41.41
10	26	2016	4	18	6,421	9.96	91	64,463	3,763	2,658	58.60	41.40
9	22	2016	5	17	6,419	9.96	92	64,463	3,742	2,677	58.30	41.70
8	11	2016	5	18	6,409	9.94	93	64,463	3,695	2,714	57.65	42.35
8	23	2016	3	18	6,406	9.94	94	64,463	3,726	2,680	58.16	41.84
9	19	2016	2	18	6,405	9.94	95	64,463	3,816	2,589	59.58	40.42
8	3	2016	4	18	6,403	9.93	96	64,463	3,744	2,659	58.47	41.53
5	11	2016	4	18	6,399	9.93	97	64,463	3,526	2,873	55.10	44.90
7	12	2016	3	18	6,399	9.93	98	64,463	3,734	2,665	58.35	41.65
5	24	2016	3	17	6,396	9.92	99	64,463	3,647	2,749	57.02	42.98
5	26	2016	5	17	6,396	9.92	100	64,463	3,677	2,719	57.49	42.51
11	10	2016	5	18	6,395	9.92	101	64,463	3,780	2,615	59.11	40.89
3	24	2016	5	18	6,392	9.92	102	64,463	3,637	2,755	56.90	43.10
4	25	2016	2	18	6,391	9.91	103	64,463	3,725	2,666	58.29	41.71
10	13	2016	5	18	6,387	9.91	104	64,463	3,786	2,601	59.28	40.72
6	8	2016	4	18	6,385	9.90	105	64,463	3,654	2,731	57.23	42.77
11	4	2016	6	17	6,384	9.90	106	64,463	3,283	3,101	51.43	48.57
8	9	2016	3	18	6,382	9.90	107	64,463	3,760	2,622	58.92	41.08
10	19	2016	4	17	6,382	9.90	108	64,463	3,636	2,746	56.97	43.03
11	17	2016	5	17	6,380	9.90	109	64,463	3,675	2,705	57.60	42.40
11	29	2016	3	17	6,378	9.89	110	64,463	3,631	2,747	56.93	43.07
11	2	2016	4	18	6,374	9.89	111	64,463	3,827	2,547	60.04	39.96
5	2	2016	2	18	6,373	9.89	112	64,463	3,715	2,658	58.29	41.71
3	8	2016	3	18	6,370	9.88	113	64,463	3,734	2,636	58.62	41.38
6	9	2016	5	17	6,363	9.87	114	64,463	3,580	2,783	56.26	43.74
7	13	2016	4	18	6,362	9.87	115	64,463	3,756	2,606	59.04	40.96
12	7	2016	4	17	6,362	9.87	116	64,463	3,664	2,698	57.59	42.41
7	20	2016	4	18	6,361	9.87	117	64,463	3,635	2,726	57.15	42.85
10	31	2016	2	17	6,358	9.86	118	64,463	3,658	2,700	57.53	42.47

MO	DY	YR	DAY OF WK	HR	HR VOL	PERCENT OF AADT	HOUR NUMBER	AADT	EAST VOLUME	WEST VOLUME	PERCENT IS OF TOTAL VOLUME	PERCENT WEST IS OF TOTAL VOLUME
5	23	2016	2	18	6,357	9.86	119	64,463	3,787	2,570	59.57	40.43
2	23	2016	3	18	6,356	9.86	120	64,463	3,706	2,650	58.31	41.69
3	10	2016	5	17	6,356	9.86	121	64,463	3,567	2,789	56.12	43.88
11	29	2016	3	18	6,356	9.86	122	64,463	3,753	2,603	59.05	40.95
8	16	2016	3	18	6,343	9.84	123	64,463	3,781	2,562	59.61	40.39
10	31	2016	2	18	6,342	9.84	124	64,463	3,865	2,477	60.94	39.06
10	24	2016	2	18	6,340	9.84	125	64,463	3,757	2,583	59.26	40.74
5	13	2016	6	17	6,336	9.83	126	64,463	3,427	2,909	54.09	45.91
3	22	2016	3	18	6,331	9.82	127	64,463	3,638	2,693	57.46	42.54
10	17	2016	2	18	6,331	9.82	128	64,463	3,726	2,605	58.85	41.15
3	21	2016	2	18	6,329	9.82	129	64,463	3,665	2,664	57.91	42.09
10	4	2016	3	17	6,329	9.82	130	64,463	3,606	2,723	56.98	43.02
11	22	2016	3	18	6,329	9.82	131	64,463	3,600	2,729	56.88	43.12
2	11	2016	5	18	6,325	9.81	132	64,463	3,619	2,706	57.22	42.78
7	21	2016	5	18	6,325	9.81	133	64,463	3,674	2,651	58.09	41.91
10	11	2016	3	17	6,317	9.80	134	64,463	3,559	2,758	56.34	43.66
9	7	2016	4	18	6,316	9.80	135	64,463	3,741	2,575	59.23	40.77
8	29	2016	2	18	6,311	9.79	136	64,463	3,683	2,628	58.36	41.64
6	28	2016	3	18	6,310	9.79	137	64,463	3,652	2,658	57.88	42.12
10	10	2016	2	18	6,308	9.79	138	64,463	3,674	2,634	58.24	41.76
2	9	2016	3	18	6,306	9.78	139	64,463	3,718	2,588	58.96	41.04
5	10	2016	3	17	6,306	9.78	140	64,463	3,437	2,869	54.50	45.50
3	15	2016	3	18	6,305	9.78	141	64,463	3,702	2,603	58.72	41.28
10	20	2016	5	17	6,305	9.78	142	64,463	3,461	2,844	54.89	45.11
2	24	2016	4	18	6,304	9.78	143	64,463	3,721	2,583	59.03	40.97
11	8	2016	3	17	6,302	9.78	144	64,463	3,587	2,715	56.92	43.08
8	4	2016	5	18	6,301	9.77	145	64,463	3,667	2,634	58.20	41.80
2	16	2016	3	17	6,298	9.77	146	64,463	3,628	2,670	57.61	42.39
4	28	2016	5	17	6,298	9.77	147	64,463	3,602	2,696	57.19	42.81
11	16	2016	4	18	6,294	9.76	148	64,463	3,795	2,499	60.30	39.70
4	12	2016	3	18	6,293	9.76	149	64,463	3,766	2,527	59.84	40.16
11	21	2016	2	17	6,292	9.76	150	64,463	3,571	2,721	56.75	43.25
6	1	2016	4	17	6,291	9.76	151	64,463	3,610	2,681	57.38	42.62
10	25	2016	3	17	6,291	9.76	152	64,463	3,595	2,696	57.15	42.85
11	30	2016	4	17	6,289	9.76	153	64,463	3,639	2,650	57.86	42.14
3	7	2016	2	18	6,286	9.75	154	64,463	3,757	2,529	59.77	40.23
11	30	2016	4	18	6,283	9.75	155	64,463	3,649	2,634	58.08	41.92
6	8	2016	4	17	6,278	9.74	156	64,463	3,592	2,686	57.22	42.78
11	8	2016	3	18	6,277	9.74	157	64,463	3,723	2,554	59.31	40.69
3	29	2016	3	18	6,275	9.73	158	64,463	3,727	2,548	59.39	40.61
9	12	2016	2	18	6,274	9.73	159	64,463	3,675	2,599	58.58	41.42
9	29	2016	5	17	6,271	9.73	160	64,463	3,487	2,784	55.61	44.39
2	22	2016	2	18	6,269	9.72	161	64,463	3,750	2,519	59.82	40.18
4	18	2016	2	18	6,266	9.72	162	64,463	3,725	2,541	59.45	40.55
6	20	2016	2	18	6,264	9.72	163	64,463	3,626	2,638	57.89	42.11
10	3	2016	2	17	6,263	9.72	164	64,463	3,542	2,721	56.55	43.45
10	26	2016	4	17	6,262	9.71	165	64,463	3,734	2,528	59.63	40.37
5	5	2016	5	17	6,260	9.71	166	64,463	3,491	2,769	55.77	44.23
8	22	2016	2	18	6,260	9.71	167	64,463	3,751	2,509	59.92	40.08
12	21	2016	4	18	6,258	9.71	168	64,463	3,582	2,676	57.24	42.76
12	6	2016	3	18	6,254	9.70	169	64,463	3,599	2,655	57.55	42.45

MO	DY	YR	DAY OF WK	HR	HR VOL	PERCENT OF AADT	HOUR NUMBER	AADT	EAST VOLUME	WEST VOLUME	PERCENT EAST IS OF TOTAL VOLUME	PERCENT WEST IS OF TOTAL VOLUME
3	30	2016	4	18	6,253	9.70	170	64,463	3,597	2,656	57.52	42.48
7	11	2016	2	18	6,253	9.70	171	64,463	3,671	2,582	58.71	41.29
7	28	2016	5	18	6,253	9.70	172	64,463	3,525	2,728	56.37	43.63
10	27	2016	5	17	6,251	9.70	173	64,463	3,477	2,774	55.62	44.38
12	7	2016	4	18	6,247	9.69	174	64,463	3,596	2,651	57.56	42.44
9	8	2016	5	17	6,243	9.68	175	64,463	3,488	2,755	55.87	44.13
5	17	2016	3	17	6,241	9.68	176	64,463	3,593	2,648	57.57	42.43
11	9	2016	4	18	6,240	9.68	177	64,463	3,732	2,508	59.81	40.19
8	24	2016	4	18	6,235	9.67	178	64,463	3,625	2,610	58.14	41.86
10	12	2016	4	17	6,235	9.67	179	64,463	3,634	2,601	58.28	41.72
11	16	2016	4	17	6,233	9.67	180	64,463	3,606	2,627	57.85	42.15
7	19	2016	3	18	6,232	9.67	181	64,463	3,657	2,575	58.68	41.32
7	6	2016	4	18	6,230	9.66	182	64,463	3,678	2,552	59.04	40.96
4	20	2016	4	17	6,229	9.66	183	64,463	3,610	2,619	57.95	42.05
4	12	2016	3	17	6,228	9.66	184	64,463	3,605	2,623	57.88	42.12
4	21	2016	5	17	6,228	9.66	185	64,463	3,550	2,678	57.00	43.00
9	1	2016	5	17	6,226	9.66	186	64,463	3,529	2,697	56.68	43.32
10	5	2016	4	17	6,223	9.65	187	64,463	3,594	2,629	57.75	42.25
2	17	2016	4	18	6,221	9.65	188	64,463	3,641	2,580	58.53	41.47
8	18	2016	5	18	6,221	9.65	189	64,463	3,578	2,643	57.51	42.49
9	19	2016	2	17	6,218	9.65	190	64,463	3,462	2,756	55.68	44.32
4	27	2016	4	17	6,217	9.64	191	64,463	3,604	2,613	57.97	42.03
9	23	2016	6	17	6,215	9.64	192	64,463	3,238	2,977	52.10	47.90
10	7	2016	6	17	6,215	9.64	193	64,463	3,317	2,898	53.37	46.63
9	27	2016	3	17	6,213	9.64	194	64,463	3,560	2,653	57.30	42.70
2	29	2016	2	18	6,208	9.63	195	64,463	3,649	2,559	58.78	41.22
6	6	2016	2	17	6,208	9.63	196	64,463	3,511	2,697	56.56	43.44
9	13	2016	3	17	6,207	9.63	197	64,463	3,470	2,737	55.90	44.10
3	1	2016	3	18	6,205	9.63	198	64,463	3,736	2,469	60.21	39.79
2	16	2016	3	18	6,203	9.62	199	64,463	3,686	2,517	59.42	40.58
3	17	2016	5	18	6,203	9.62	200	64,463	3,599	2,604	58.02	41.98



AADT= 186,457      K 30 FACTOR= 7.30      K 100 FACTOR= 7.08      K 200 FACTOR= 6.93      D 30 FACTOR= 52.34



MO	DY	YR	DAY OF WK	HR	HR VOL	PERCENT OF AADT	HOUR NUMBER	AADT	NORTH VOLUME	SOUTH VOLUME	PERCENT NORTH IS OF TOTAL VOLUME	PERCENT SOUTH IS OF TOTAL VOLUME
11	11	2016	6	14	14,510	7.78	1	186,457	7,413	7,097	51.09	48.91
6	10	2016	6	14	14,205	7.62	2	186,457	7,262	6,943	51.12	48.88
9	16	2016	6	14	14,173	7.60	3	186,457	7,360	6,813	51.93	48.07
12	22	2016	5	14	14,159	7.59	4	186,457	7,211	6,948	50.93	49.07
4	15	2016	6	14	14,055	7.54	5	186,457	7,475	6,580	53.18	46.82
3	18	2016	6	14	14,019	7.52	6	186,457	7,389	6,630	52.71	47.29
10	7	2016	6	14	14,010	7.51	7	186,457	7,357	6,653	52.51	47.49
2	26	2016	6	14	13,935	7.47	8	186,457	7,413	6,522	53.20	46.80
9	23	2016	6	14	13,897	7.45	9	186,457	7,355	6,542	52.93	47.07
2	12	2016	6	14	13,852	7.43	10	186,457	7,400	6,452	53.42	46.58
7	8	2016	6	14	13,813	7.41	11	186,457	7,078	6,735	51.24	48.76
3	25	2016	6	14	13,804	7.40	12	186,457	7,131	6,673	51.66	48.34
10	21	2016	6	14	13,797	7.40	13	186,457	7,116	6,681	51.58	48.42
12	16	2016	6	14	13,775	7.39	14	186,457	7,184	6,591	52.15	47.85
7	22	2016	6	14	13,774	7.39	15	186,457	6,952	6,822	50.47	49.53
7	5	2016	3	14	13,757	7.38	16	186,457	6,515	7,242	47.36	52.64

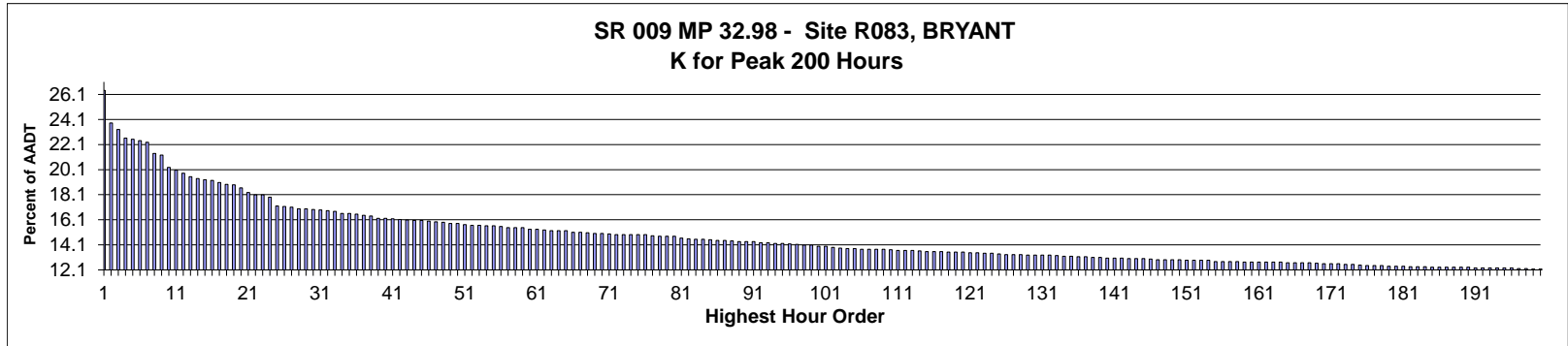
MO	DY	YR	DAY OF WK	HR	HR VOL	PERCENT OF AADT	HOUR NUMBER	AADT	NORTH VOLUME	SOUTH VOLUME	PERCENT NORTH IS OF TOTAL VOLUME	PERCENT SOUTH IS OF TOTAL VOLUME
3	11	2016	6	14	13,752	7.38	17	186,457	7,229	6,523	52.57	47.43
11	4	2016	6	14	13,737	7.37	18	186,457	7,217	6,520	52.54	47.46
4	22	2016	6	14	13,725	7.36	19	186,457	7,095	6,630	51.69	48.31
12	15	2016	5	15	13,707	7.35	20	186,457	7,414	6,293	54.09	45.91
5	20	2016	6	14	13,694	7.34	21	186,457	7,103	6,591	51.87	48.13
7	5	2016	3	15	13,688	7.34	22	186,457	7,090	6,598	51.80	48.20
10	22	2016	7	13	13,687	7.34	23	186,457	6,664	7,023	48.69	51.31
7	15	2016	6	14	13,655	7.32	24	186,457	6,860	6,795	50.24	49.76
6	17	2016	6	14	13,654	7.32	25	186,457	6,803	6,851	49.82	50.18
9	10	2016	7	12	13,649	7.32	26	186,457	6,945	6,704	50.88	49.12
8	18	2016	5	14	13,635	7.31	27	186,457	6,778	6,857	49.71	50.29
11	18	2016	6	14	13,623	7.31	28	186,457	7,009	6,614	51.45	48.55
12	21	2016	4	14	13,621	7.31	29	186,457	6,822	6,799	50.08	49.92
5	27	2016	6	14	13,618	7.30	30	186,457	7,128	6,490	52.34	47.66
1	15	2016	6	14	13,603	7.30	31	186,457	7,230	6,373	53.15	46.85
8	1	2016	2	14	13,599	7.29	32	186,457	6,922	6,677	50.90	49.10
9	1	2016	5	14	13,595	7.29	33	186,457	7,077	6,518	52.06	47.94
11	23	2016	4	13	13,584	7.29	34	186,457	7,291	6,293	53.67	46.33
6	24	2016	6	14	13,576	7.28	35	186,457	7,027	6,549	51.76	48.24
10	22	2016	7	12	13,571	7.28	36	186,457	7,006	6,565	51.62	48.38
12	15	2016	5	14	13,569	7.28	37	186,457	6,676	6,893	49.20	50.80
7	16	2016	7	12	13,537	7.26	38	186,457	7,017	6,520	51.84	48.16
10	28	2016	6	14	13,534	7.26	39	186,457	6,897	6,637	50.96	49.04
9	10	2016	7	13	13,511	7.25	40	186,457	7,070	6,441	52.33	47.67
8	11	2016	5	14	13,507	7.24	41	186,457	6,930	6,577	51.31	48.69
6	3	2016	6	14	13,498	7.24	42	186,457	7,007	6,491	51.91	48.09
8	25	2016	5	14	13,497	7.24	43	186,457	6,831	6,666	50.61	49.39
9	24	2016	7	13	13,490	7.23	44	186,457	7,154	6,336	53.03	46.97
6	30	2016	5	14	13,488	7.23	45	186,457	6,927	6,561	51.36	48.64
9	30	2016	6	14	13,483	7.23	46	186,457	7,073	6,410	52.46	47.54
11	19	2016	7	15	13,465	7.22	47	186,457	6,890	6,575	51.17	48.83
3	4	2016	6	14	13,451	7.21	48	186,457	6,976	6,475	51.86	48.14
7	21	2016	5	14	13,444	7.21	49	186,457	6,814	6,630	50.68	49.32
10	8	2016	7	13	13,430	7.20	50	186,457	7,237	6,193	53.89	46.11
9	24	2016	7	15	13,429	7.20	51	186,457	7,235	6,194	53.88	46.12
6	19	2016	1	13	13,420	7.20	52	186,457	6,963	6,457	51.89	48.11
12	22	2016	5	15	13,420	7.20	53	186,457	7,181	6,239	53.51	46.49
4	15	2016	6	15	13,402	7.19	54	186,457	7,033	6,369	52.48	47.52
10	1	2016	7	17	13,399	7.19	55	186,457	6,657	6,742	49.68	50.32
11	23	2016	4	14	13,387	7.18	56	186,457	6,662	6,725	49.76	50.24
8	3	2016	4	14	13,380	7.18	57	186,457	6,752	6,628	50.46	49.54
9	6	2016	3	14	13,367	7.17	58	186,457	6,754	6,613	50.53	49.47
6	14	2016	3	15	13,364	7.17	59	186,457	7,145	6,219	53.46	46.54
12	2	2016	6	14	13,357	7.16	60	186,457	6,786	6,571	50.80	49.20
1	29	2016	6	14	13,341	7.16	61	186,457	7,062	6,279	52.93	47.07
8	4	2016	5	14	13,339	7.15	62	186,457	6,557	6,782	49.16	50.84
9	18	2016	1	13	13,339	7.15	63	186,457	6,762	6,577	50.69	49.31
8	22	2016	2	14	13,338	7.15	64	186,457	6,650	6,688	49.86	50.14
3	28	2016	2	14	13,325	7.15	65	186,457	7,022	6,303	52.70	47.30
1	22	2016	6	15	13,324	7.15	66	186,457	7,372	5,952	55.33	44.67
11	10	2016	5	14	13,321	7.14	67	186,457	7,046	6,275	52.89	47.11

MO	DY	YR	DAY OF WK	HR	HR VOL	PERCENT OF AADT	HOUR NUMBER	AADT	NORTH VOLUME	SOUTH VOLUME	PERCENT NORTH IS OF TOTAL VOLUME	PERCENT SOUTH IS OF TOTAL VOLUME
7	23	2016	7	12	13,317	7.14	68	186,457	6,852	6,465	51.45	48.55
7	16	2016	7	13	13,316	7.14	69	186,457	7,090	6,226	53.24	46.76
9	9	2016	6	14	13,312	7.14	70	186,457	6,820	6,492	51.23	48.77
6	25	2016	7	13	13,298	7.13	71	186,457	6,942	6,356	52.20	47.80
12	21	2016	4	15	13,297	7.13	72	186,457	7,213	6,084	54.25	45.75
6	19	2016	1	14	13,289	7.13	73	186,457	6,765	6,524	50.91	49.09
11	19	2016	7	13	13,284	7.12	74	186,457	6,832	6,452	51.43	48.57
5	13	2016	6	14	13,283	7.12	75	186,457	6,970	6,313	52.47	47.53
7	6	2016	4	14	13,281	7.12	76	186,457	6,675	6,606	50.26	49.74
2	5	2016	6	14	13,280	7.12	77	186,457	6,988	6,292	52.62	47.38
10	21	2016	6	15	13,268	7.12	78	186,457	7,011	6,257	52.84	47.16
3	28	2016	2	15	13,265	7.11	79	186,457	7,544	5,721	56.87	43.13
8	2	2016	3	15	13,264	7.11	80	186,457	7,366	5,898	55.53	44.47
4	6	2016	4	14	13,261	7.11	81	186,457	6,932	6,329	52.27	47.73
7	7	2016	5	14	13,258	7.11	82	186,457	6,826	6,432	51.49	48.51
12	30	2016	6	14	13,255	7.11	83	186,457	6,893	6,362	52.00	48.00
10	1	2016	7	12	13,251	7.11	84	186,457	6,871	6,380	51.85	48.15
2	26	2016	6	15	13,250	7.11	85	186,457	7,186	6,064	54.23	45.77
4	7	2016	5	14	13,244	7.10	86	186,457	6,648	6,596	50.20	49.80
2	13	2016	7	13	13,241	7.10	87	186,457	6,941	6,300	52.42	47.58
7	14	2016	5	14	13,236	7.10	88	186,457	6,779	6,457	51.22	48.78
8	15	2016	2	14	13,234	7.10	89	186,457	6,548	6,686	49.48	50.52
7	28	2016	5	14	13,232	7.10	90	186,457	6,797	6,435	51.37	48.63
2	20	2016	7	16	13,230	7.10	91	186,457	6,721	6,509	50.80	49.20
12	20	2016	3	14	13,213	7.09	92	186,457	6,677	6,536	50.53	49.47
11	7	2016	2	15	13,207	7.08	93	186,457	7,359	5,848	55.72	44.28
1	18	2016	2	15	13,199	7.08	94	186,457	7,275	5,924	55.12	44.88
4	8	2016	6	14	13,198	7.08	95	186,457	6,398	6,800	48.48	51.52
10	23	2016	1	15	13,198	7.08	96	186,457	6,739	6,459	51.06	48.94
4	10	2016	1	13	13,196	7.08	97	186,457	6,948	6,248	52.65	47.35
7	25	2016	2	14	13,193	7.08	98	186,457	6,611	6,582	50.11	49.89
11	4	2016	6	15	13,193	7.08	99	186,457	6,990	6,203	52.98	47.02
7	15	2016	6	13	13,192	7.08	100	186,457	6,981	6,211	52.92	47.08
10	1	2016	7	16	13,189	7.07	101	186,457	6,733	6,456	51.05	48.95
9	23	2016	6	15	13,188	7.07	102	186,457	7,044	6,144	53.41	46.59
9	19	2016	2	15	13,182	7.07	103	186,457	6,996	6,186	53.07	46.93
10	28	2016	6	15	13,171	7.06	104	186,457	7,112	6,059	54.00	46.00
8	27	2016	7	12	13,167	7.06	105	186,457	6,939	6,228	52.70	47.30
10	23	2016	1	17	13,167	7.06	106	186,457	6,249	6,918	47.46	52.54
8	21	2016	1	13	13,163	7.06	107	186,457	6,580	6,583	49.99	50.01
2	5	2016	6	15	13,160	7.06	108	186,457	7,203	5,957	54.73	45.27
6	16	2016	5	14	13,160	7.06	109	186,457	6,803	6,357	51.69	48.31
11	11	2016	6	15	13,160	7.06	110	186,457	6,671	6,489	50.69	49.31
9	10	2016	7	14	13,152	7.05	111	186,457	6,721	6,431	51.10	48.90
2	20	2016	7	13	13,151	7.05	112	186,457	6,834	6,317	51.97	48.03
10	8	2016	7	12	13,151	7.05	113	186,457	6,738	6,413	51.24	48.76
1	22	2016	6	14	13,148	7.05	114	186,457	6,967	6,181	52.99	47.01
4	11	2016	2	15	13,145	7.05	115	186,457	7,416	5,729	56.42	43.58
9	24	2016	7	16	13,144	7.05	116	186,457	6,822	6,322	51.90	48.10
9	15	2016	5	14	13,141	7.05	117	186,457	6,684	6,457	50.86	49.14
11	11	2016	6	13	13,140	7.05	118	186,457	6,830	6,310	51.98	48.02

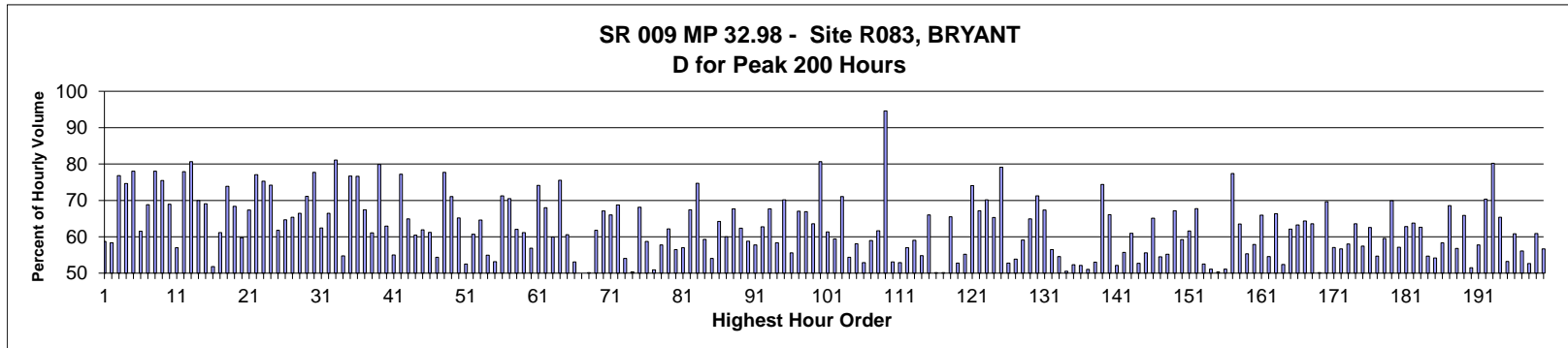


MO	DY	YR	DAY OF WK	HR	HR VOL	PERCENT OF AADT	HOUR NUMBER	AADT	NORTH VOLUME	SOUTH VOLUME	PERCENT NORTH IS OF TOTAL VOLUME	PERCENT SOUTH IS OF TOTAL VOLUME
8	9	2016	3	14	13,138	7.05	119	186,457	6,603	6,535	50.26	49.74
2	20	2016	7	17	13,135	7.04	120	186,457	6,585	6,550	50.13	49.87
4	10	2016	1	14	13,130	7.04	121	186,457	6,698	6,432	51.01	48.99
10	22	2016	7	15	13,130	7.04	122	186,457	6,470	6,660	49.28	50.72
2	12	2016	6	15	13,122	7.04	123	186,457	7,185	5,937	54.76	45.24
8	8	2016	2	14	13,120	7.04	124	186,457	6,692	6,428	51.01	48.99
10	22	2016	7	17	13,117	7.03	125	186,457	6,581	6,536	50.17	49.83
10	1	2016	7	13	13,111	7.03	126	186,457	6,635	6,476	50.61	49.39
6	9	2016	5	14	13,110	7.03	127	186,457	6,677	6,433	50.93	49.07
9	10	2016	7	15	13,110	7.03	128	186,457	6,793	6,317	51.82	48.18
3	12	2016	7	15	13,106	7.03	129	186,457	6,908	6,198	52.71	47.29
7	16	2016	7	14	13,106	7.03	130	186,457	6,954	6,152	53.06	46.94
6	25	2016	7	15	13,105	7.03	131	186,457	6,830	6,275	52.12	47.88
7	17	2016	1	13	13,103	7.03	132	186,457	6,669	6,434	50.90	49.10
12	30	2016	6	13	13,101	7.03	133	186,457	6,867	6,234	52.42	47.58
8	24	2016	4	14	13,096	7.02	134	186,457	6,759	6,337	51.61	48.39
12	3	2016	7	15	13,092	7.02	135	186,457	6,795	6,297	51.90	48.10
9	24	2016	7	12	13,087	7.02	136	186,457	6,592	6,495	50.37	49.63
10	22	2016	7	14	13,084	7.02	137	186,457	6,334	6,750	48.41	51.59
6	19	2016	1	15	13,078	7.01	138	186,457	6,726	6,352	51.43	48.57
11	12	2016	7	13	13,078	7.01	139	186,457	6,592	6,486	50.41	49.59
8	27	2016	7	16	13,077	7.01	140	186,457	6,658	6,419	50.91	49.09
3	14	2016	2	15	13,076	7.01	141	186,457	7,536	5,540	57.63	42.37
7	27	2016	4	14	13,074	7.01	142	186,457	6,566	6,508	50.22	49.78
8	17	2016	4	14	13,073	7.01	143	186,457	6,640	6,433	50.79	49.21
7	26	2016	3	14	13,066	7.01	144	186,457	6,700	6,366	51.28	48.72
8	19	2016	6	14	13,061	7.00	145	186,457	6,350	6,711	48.62	51.38
8	29	2016	2	14	13,054	7.00	146	186,457	6,695	6,359	51.29	48.71
8	10	2016	4	14	13,051	7.00	147	186,457	6,572	6,479	50.36	49.64
6	22	2016	4	14	13,050	7.00	148	186,457	6,729	6,321	51.56	48.44
9	1	2016	5	15	13,042	6.99	149	186,457	7,229	5,813	55.43	44.57
9	17	2016	7	14	13,042	6.99	150	186,457	6,789	6,253	52.05	47.95
2	18	2016	5	15	13,036	6.99	151	186,457	7,465	5,571	57.26	42.74
12	28	2016	4	16	13,036	6.99	152	186,457	6,858	6,178	52.61	47.39
3	16	2016	4	15	13,032	6.99	153	186,457	7,575	5,457	58.13	41.87
6	14	2016	3	14	13,022	6.98	154	186,457	6,434	6,588	49.41	50.59
2	27	2016	7	16	13,021	6.98	155	186,457	6,849	6,172	52.60	47.40
8	16	2016	3	14	13,018	6.98	156	186,457	6,610	6,408	50.78	49.22
7	1	2016	6	12	13,011	6.98	157	186,457	6,868	6,143	52.79	47.21
8	2	2016	3	14	13,011	6.98	158	186,457	6,491	6,520	49.89	50.11
10	6	2016	5	15	13,010	6.98	159	186,457	7,270	5,740	55.88	44.12
8	18	2016	5	15	13,006	6.98	160	186,457	6,874	6,132	52.85	47.15
10	27	2016	5	15	13,006	6.98	161	186,457	7,307	5,699	56.18	43.82
12	26	2016	2	13	13,006	6.98	162	186,457	6,525	6,481	50.17	49.83
1	8	2016	6	14	13,005	6.97	163	186,457	6,802	6,203	52.30	47.70
3	22	2016	3	15	13,000	6.97	164	186,457	7,519	5,481	57.84	42.16
11	22	2016	3	14	12,999	6.97	165	186,457	6,582	6,417	50.63	49.37
6	9	2016	5	15	12,995	6.97	166	186,457	7,054	5,941	54.28	45.72
12	28	2016	4	15	12,995	6.97	167	186,457	7,058	5,937	54.31	45.69
4	1	2016	6	14	12,994	6.97	168	186,457	6,271	6,723	48.26	51.74
10	22	2016	7	18	12,992	6.97	169	186,457	6,328	6,664	48.71	51.29

MO	DY	YR	DAY OF WK	HR	HR VOL	PERCENT OF AADT	HOUR NUMBER	AADT	NORTH VOLUME	SOUTH VOLUME	PERCENT NORTH IS OF TOTAL VOLUME	PERCENT SOUTH IS OF TOTAL VOLUME
3	30	2016	4	15	12,990	6.97	170	186,457	7,129	5,861	54.88	45.12
6	29	2016	4	14	12,990	6.97	171	186,457	6,712	6,278	51.67	48.33
7	7	2016	5	15	12,990	6.97	172	186,457	6,952	6,038	53.52	46.48
8	10	2016	4	15	12,990	6.97	173	186,457	7,091	5,899	54.59	45.41
7	24	2016	1	13	12,987	6.97	174	186,457	6,713	6,274	51.69	48.31
2	13	2016	7	12	12,986	6.96	175	186,457	6,795	6,191	52.33	47.67
8	28	2016	1	13	12,978	6.96	176	186,457	6,483	6,495	49.95	50.05
8	5	2016	6	14	12,975	6.96	177	186,457	6,247	6,728	48.15	51.85
2	16	2016	3	15	12,972	6.96	178	186,457	7,258	5,714	55.95	44.05
3	17	2016	5	15	12,970	6.96	179	186,457	7,255	5,715	55.94	44.06
3	5	2016	7	15	12,969	6.96	180	186,457	6,915	6,054	53.32	46.68
3	26	2016	7	13	12,968	6.95	181	186,457	7,152	5,816	55.15	44.85
2	19	2016	6	14	12,964	6.95	182	186,457	6,655	6,309	51.33	48.67
6	17	2016	6	13	12,963	6.95	183	186,457	6,678	6,285	51.52	48.48
12	19	2016	2	14	12,962	6.95	184	186,457	6,649	6,313	51.30	48.70
1	18	2016	2	14	12,959	6.95	185	186,457	6,439	6,520	49.69	50.31
9	10	2016	7	11	12,951	6.95	186	186,457	6,538	6,413	50.48	49.52
3	31	2016	5	15	12,950	6.95	187	186,457	6,837	6,113	52.80	47.20
2	2	2016	3	15	12,949	6.94	188	186,457	7,493	5,456	57.87	42.13
5	27	2016	6	13	12,947	6.94	189	186,457	7,133	5,814	55.09	44.91
2	20	2016	7	15	12,946	6.94	190	186,457	6,748	6,198	52.12	47.88
12	22	2016	5	13	12,944	6.94	191	186,457	6,738	6,206	52.06	47.94
7	1	2016	6	14	12,942	6.94	192	186,457	6,328	6,614	48.90	51.10
6	23	2016	5	14	12,940	6.94	193	186,457	6,540	6,400	50.54	49.46
3	10	2016	5	15	12,936	6.94	194	186,457	7,400	5,536	57.20	42.80
5	26	2016	5	15	12,936	6.94	195	186,457	7,161	5,775	55.36	44.64
8	17	2016	4	15	12,935	6.94	196	186,457	6,986	5,949	54.01	45.99
8	16	2016	3	15	12,932	6.94	197	186,457	7,033	5,899	54.38	45.62
6	10	2016	6	15	12,930	6.93	198	186,457	6,609	6,321	51.11	48.89
9	16	2016	6	15	12,930	6.93	199	186,457	6,772	6,158	52.37	47.63
7	9	2016	7	12	12,926	6.93	200	186,457	6,879	6,047	53.22	46.78



AADT= 2,145      K 30 FACTOR= 16.92      K 100 FACTOR= 13.99      K 200 FACTOR= 12.17      D 30 FACTOR= 77.69



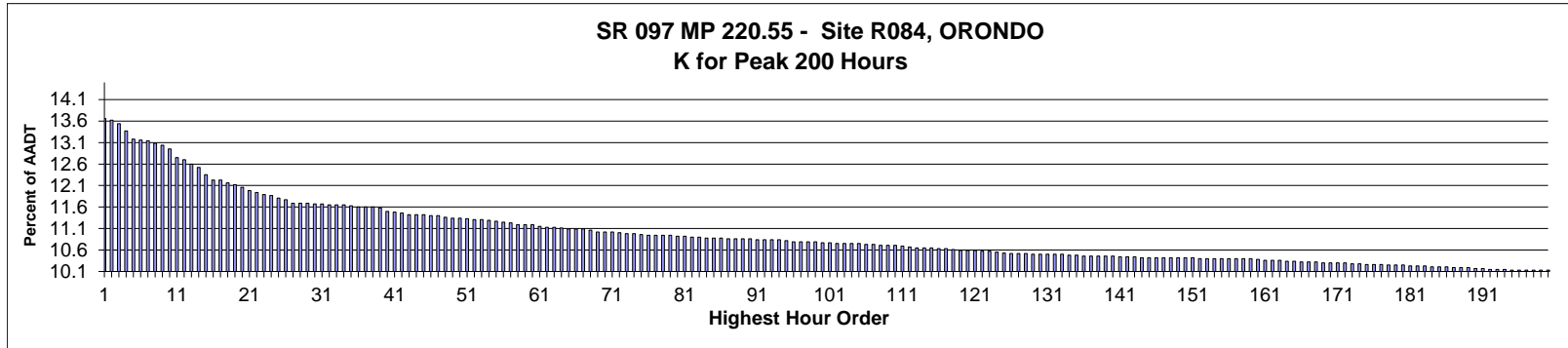
MO	DY	YR	DAY OF WK	HR	HR VOL	PERCENT OF AADT	HOUR NUMBER	AADT	NORTH VOLUME	SOUTH VOLUME	PERCENT NORTH IS OF TOTAL VOLUME	PERCENT SOUTH IS OF TOTAL VOLUME
6	25	2016	7	12	567	26.43	1	2,145	333	234	58.73	41.27
6	25	2016	7	13	511	23.82	2	2,145	213	298	41.68	58.32
8	14	2016	1	17	500	23.31	3	2,145	116	384	23.20	76.80
8	14	2016	1	16	485	22.61	4	2,145	123	362	25.36	74.64
8	21	2016	1	17	483	22.52	5	2,145	106	377	21.95	78.05
4	9	2016	7	16	481	22.42	6	2,145	296	185	61.54	38.46
4	9	2016	7	15	478	22.28	7	2,145	329	149	68.83	31.17
8	21	2016	1	15	459	21.40	8	2,145	101	358	22.00	78.00
8	14	2016	1	18	456	21.26	9	2,145	112	344	24.56	75.44
8	21	2016	1	14	435	20.28	10	2,145	135	300	31.03	68.97
4	9	2016	7	17	430	20.05	11	2,145	245	185	56.98	43.02
8	21	2016	1	18	425	19.81	12	2,145	94	331	22.12	77.88
8	21	2016	1	16	419	19.53	13	2,145	81	338	19.33	80.67
4	9	2016	7	14	416	19.39	14	2,145	291	125	69.95	30.05
8	14	2016	1	15	414	19.30	15	2,145	128	286	30.92	69.08
6	25	2016	7	11	413	19.25	16	2,145	214	199	51.82	48.18

MO	DY	YR	DAY OF WK	HR	HR VOL	PERCENT OF AADT	HOUR NUMBER	AADT	NORTH VOLUME	SOUTH VOLUME	PERCENT NORTH IS OF TOTAL VOLUME	PERCENT SOUTH IS OF TOTAL VOLUME
8	14	2016	1	14	409	19.07	17	2,145	159	250	38.88	61.12
4	9	2016	7	13	406	18.93	18	2,145	300	106	73.89	26.11
4	16	2016	7	14	405	18.88	19	2,145	277	128	68.40	31.60
4	3	2016	1	16	400	18.65	20	2,145	239	161	59.75	40.25
8	13	2016	7	14	392	18.28	21	2,145	264	128	67.35	32.65
7	17	2016	1	18	388	18.09	22	2,145	89	299	22.94	77.06
7	31	2016	1	17	388	18.09	23	2,145	96	292	24.74	75.26
7	17	2016	1	17	384	17.90	24	2,145	99	285	25.78	74.22
7	31	2016	1	15	369	17.20	25	2,145	141	228	38.21	61.79
4	2	2016	7	15	368	17.16	26	2,145	238	130	64.67	35.33
4	3	2016	1	15	367	17.11	27	2,145	240	127	65.40	34.60
7	3	2016	1	15	364	16.97	28	2,145	242	122	66.48	33.52
7	31	2016	1	16	364	16.97	29	2,145	105	259	28.85	71.15
9	25	2016	1	11	363	16.92	30	2,145	282	81	77.69	22.31
8	13	2016	7	15	362	16.88	31	2,145	226	136	62.43	37.57
5	30	2016	2	16	361	16.83	32	2,145	121	240	33.52	66.48
7	31	2016	1	18	360	16.78	33	2,145	68	292	18.89	81.11
4	2	2016	7	17	356	16.60	34	2,145	195	161	54.78	45.22
9	25	2016	1	18	356	16.60	35	2,145	83	273	23.31	76.69
9	25	2016	1	17	355	16.55	36	2,145	83	272	23.38	76.62
7	3	2016	1	16	353	16.46	37	2,145	238	115	67.42	32.58
4	2	2016	7	16	352	16.41	38	2,145	215	137	61.08	38.92
2	12	2016	6	17	348	16.22	39	2,145	278	70	79.89	20.11
7	24	2016	1	16	348	16.22	40	2,145	129	219	37.07	62.93
7	17	2016	1	14	347	16.18	41	2,145	156	191	44.96	55.04
8	28	2016	1	17	346	16.13	42	2,145	79	267	22.83	77.17
4	3	2016	1	14	345	16.08	43	2,145	224	121	64.93	35.07
7	17	2016	1	16	344	16.04	44	2,145	136	208	39.53	60.47
8	20	2016	7	14	344	16.04	45	2,145	213	131	61.92	38.08
7	17	2016	1	15	343	15.99	46	2,145	133	210	38.78	61.22
4	3	2016	1	17	342	15.94	47	2,145	156	186	45.61	54.39
7	24	2016	1	18	341	15.90	48	2,145	76	265	22.29	77.71
7	3	2016	1	14	339	15.80	49	2,145	241	98	71.09	28.91
7	3	2016	1	17	339	15.80	50	2,145	221	118	65.19	34.81
8	14	2016	1	13	337	15.71	51	2,145	160	177	47.48	52.52
4	16	2016	7	15	336	15.66	52	2,145	204	132	60.71	39.29
8	13	2016	7	13	336	15.66	53	2,145	217	119	64.58	35.42
4	17	2016	1	16	335	15.62	54	2,145	151	184	45.07	54.93
6	25	2016	7	14	335	15.62	55	2,145	157	178	46.87	53.13
8	28	2016	1	16	334	15.57	56	2,145	96	238	28.74	71.26
4	9	2016	7	12	332	15.48	57	2,145	234	98	70.48	29.52
4	17	2016	1	13	332	15.48	58	2,145	206	126	62.05	37.95
4	17	2016	1	14	332	15.48	59	2,145	203	129	61.14	38.86
6	26	2016	1	16	329	15.34	60	2,145	142	187	43.16	56.84
8	14	2016	1	19	329	15.34	61	2,145	85	244	25.84	74.16
7	24	2016	1	17	328	15.29	62	2,145	105	223	32.01	67.99
5	30	2016	2	15	327	15.24	63	2,145	131	196	40.06	59.94
5	30	2016	2	17	327	15.24	64	2,145	80	247	24.46	75.54
8	28	2016	1	14	327	15.24	65	2,145	129	198	39.45	60.55
4	16	2016	7	16	324	15.10	66	2,145	172	152	53.09	46.91
7	24	2016	1	14	324	15.10	67	2,145	162	162	50.00	50.00

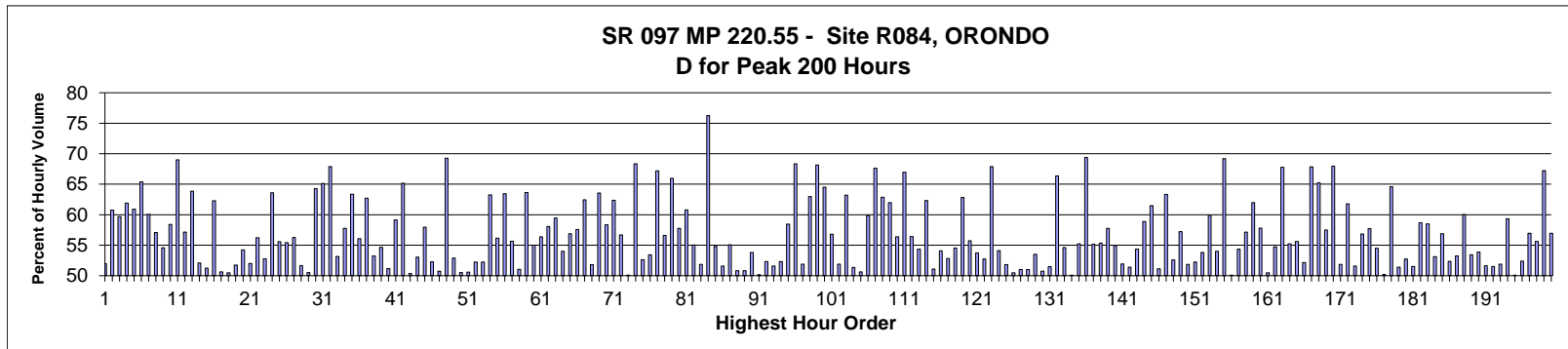
MO	DY	YR	DAY OF WK	HR	HR VOL	PERCENT OF AADT	HOUR NUMBER	AADT	NORTH VOLUME	SOUTH VOLUME	PERCENT NORTH IS OF TOTAL VOLUME	PERCENT SOUTH IS OF TOTAL VOLUME
4	17	2016	1	15	323	15.06	68	2,145	162	161	50.15	49.85
8	13	2016	7	16	322	15.01	69	2,145	199	123	61.80	38.20
8	28	2016	1	15	322	15.01	70	2,145	106	216	32.92	67.08
6	19	2016	1	17	321	14.97	71	2,145	109	212	33.96	66.04
4	2	2016	7	14	320	14.92	72	2,145	220	100	68.75	31.25
6	5	2016	1	14	320	14.92	73	2,145	173	147	54.06	45.94
6	26	2016	1	15	320	14.92	74	2,145	159	161	49.69	50.31
7	2	2016	7	15	320	14.92	75	2,145	218	102	68.13	31.88
7	4	2016	2	14	320	14.92	76	2,145	132	188	41.25	58.75
6	19	2016	1	15	318	14.83	77	2,145	162	156	50.94	49.06
6	4	2016	7	16	317	14.78	78	2,145	183	134	57.73	42.27
7	24	2016	1	15	317	14.78	79	2,145	120	197	37.85	62.15
7	31	2016	1	13	317	14.78	80	2,145	138	179	43.53	56.47
8	12	2016	6	17	314	14.64	81	2,145	179	135	57.01	42.99
9	25	2016	1	12	313	14.59	82	2,145	211	102	67.41	32.59
8	7	2016	1	17	312	14.55	83	2,145	79	233	25.32	74.68
8	20	2016	7	12	312	14.55	84	2,145	185	127	59.29	40.71
4	17	2016	1	17	311	14.50	85	2,145	143	168	45.98	54.02
8	13	2016	7	12	310	14.45	86	2,145	199	111	64.19	35.81
8	21	2016	1	12	310	14.45	87	2,145	124	186	40.00	60.00
7	2	2016	7	14	309	14.41	88	2,145	209	100	67.64	32.36
4	17	2016	1	12	308	14.36	89	2,145	192	116	62.34	37.66
5	1	2016	1	13	308	14.36	90	2,145	181	127	58.77	41.23
7	31	2016	1	14	308	14.36	91	2,145	130	178	42.21	57.79
7	4	2016	2	13	306	14.27	92	2,145	114	192	37.25	62.75
8	21	2016	1	13	306	14.27	93	2,145	99	207	32.35	67.65
8	13	2016	7	17	305	14.22	94	2,145	178	127	58.36	41.64
8	20	2016	7	13	305	14.22	95	2,145	214	91	70.16	29.84
5	30	2016	2	14	304	14.17	96	2,145	135	169	44.41	55.59
6	26	2016	1	18	303	14.13	97	2,145	100	203	33.00	67.00
4	16	2016	7	13	302	14.08	98	2,145	202	100	66.89	33.11
6	5	2016	1	18	302	14.08	99	2,145	110	192	36.42	63.58
2	12	2016	6	16	300	13.99	100	2,145	242	58	80.67	19.33
8	20	2016	7	15	300	13.99	101	2,145	184	116	61.33	38.67
7	3	2016	1	18	298	13.89	102	2,145	177	121	59.40	40.60
7	2	2016	7	13	297	13.85	103	2,145	211	86	71.04	28.96
4	9	2016	7	18	296	13.80	104	2,145	135	161	45.61	54.39
6	26	2016	1	12	296	13.80	105	2,145	172	124	58.11	41.89
6	5	2016	1	16	295	13.75	106	2,145	139	156	47.12	52.88
6	19	2016	1	16	295	13.75	107	2,145	121	174	41.02	58.98
7	2	2016	7	16	295	13.75	108	2,145	182	113	61.69	38.31
7	3	2016	1	24	295	13.75	109	2,145	16	279	5.42	94.58
9	25	2016	1	14	294	13.71	110	2,145	138	156	46.94	53.06
4	16	2016	7	17	293	13.66	111	2,145	155	138	52.90	47.10
5	1	2016	1	17	293	13.66	112	2,145	126	167	43.00	57.00
8	20	2016	7	11	293	13.66	113	2,145	173	120	59.04	40.96
9	5	2016	2	13	292	13.61	114	2,145	132	160	45.21	54.79
7	3	2016	1	13	291	13.57	115	2,145	192	99	65.98	34.02
7	17	2016	1	13	291	13.57	116	2,145	145	146	49.83	50.17
9	25	2016	1	13	291	13.57	117	2,145	146	145	50.17	49.83
5	7	2016	7	13	290	13.52	118	2,145	190	100	65.52	34.48

MO	DY	YR	DAY OF WK	HR	HR VOL	PERCENT OF AADT	HOUR NUMBER	AADT	NORTH VOLUME	SOUTH VOLUME	PERCENT NORTH IS OF TOTAL VOLUME	PERCENT SOUTH IS OF TOTAL VOLUME
5	30	2016	2	13	290	13.52	119	2,145	137	153	47.24	52.76
6	4	2016	7	15	290	13.52	120	2,145	160	130	55.17	44.83
5	30	2016	2	18	289	13.47	121	2,145	75	214	25.95	74.05
7	30	2016	7	13	289	13.47	122	2,145	194	95	67.13	32.87
4	3	2016	1	18	288	13.43	123	2,145	86	202	29.86	70.14
8	19	2016	6	17	288	13.43	124	2,145	188	100	65.28	34.72
8	28	2016	1	18	287	13.38	125	2,145	60	227	20.91	79.09
4	2	2016	7	18	286	13.33	126	2,145	135	151	47.20	52.80
6	5	2016	1	13	286	13.33	127	2,145	154	132	53.85	46.15
8	26	2016	6	16	286	13.33	128	2,145	169	117	59.09	40.91
7	2	2016	7	12	285	13.29	129	2,145	185	100	64.91	35.09
7	4	2016	2	15	285	13.29	130	2,145	82	203	28.77	71.23
8	7	2016	1	16	285	13.29	131	2,145	93	192	32.63	67.37
8	14	2016	1	12	285	13.29	132	2,145	161	124	56.49	43.51
5	1	2016	1	16	284	13.24	133	2,145	129	155	45.42	54.58
6	5	2016	1	15	283	13.19	134	2,145	140	143	49.47	50.53
9	4	2016	1	14	283	13.19	135	2,145	148	135	52.30	47.70
8	13	2016	7	18	282	13.15	136	2,145	135	147	47.87	52.13
8	20	2016	7	17	282	13.15	137	2,145	144	138	51.06	48.94
6	4	2016	7	17	281	13.10	138	2,145	149	132	53.02	46.98
9	25	2016	1	10	281	13.10	139	2,145	209	72	74.38	25.62
4	3	2016	1	13	280	13.05	140	2,145	185	95	66.07	33.93
5	7	2016	7	18	280	13.05	141	2,145	146	134	52.14	47.86
6	26	2016	1	13	280	13.05	142	2,145	156	124	55.71	44.29
6	26	2016	1	17	279	13.01	143	2,145	109	170	39.07	60.93
7	2	2016	7	17	279	13.01	144	2,145	147	132	52.69	47.31
7	16	2016	7	14	279	13.01	145	2,145	155	124	55.56	44.44
4	2	2016	7	13	278	12.96	146	2,145	181	97	65.11	34.89
6	25	2016	7	15	277	12.91	147	2,145	151	126	54.51	45.49
6	26	2016	1	14	277	12.91	148	2,145	153	124	55.23	44.77
8	7	2016	1	18	277	12.91	149	2,145	91	186	32.85	67.15
8	20	2016	7	18	277	12.91	150	2,145	113	164	40.79	59.21
2	20	2016	7	15	276	12.87	151	2,145	106	170	38.41	61.59
7	30	2016	7	14	276	12.87	152	2,145	187	89	67.75	32.25
9	4	2016	1	15	276	12.87	153	2,145	131	145	47.46	52.54
9	10	2016	7	16	276	12.87	154	2,145	135	141	48.91	51.09
4	7	2016	5	17	274	12.77	155	2,145	136	138	49.64	50.36
7	30	2016	7	16	274	12.77	156	2,145	140	134	51.09	48.91
8	21	2016	1	19	274	12.77	157	2,145	62	212	22.63	77.37
9	5	2016	2	14	274	12.77	158	2,145	100	174	36.50	63.50
4	16	2016	7	18	273	12.73	159	2,145	122	151	44.69	55.31
5	1	2016	1	14	273	12.73	160	2,145	158	115	57.88	42.12
6	4	2016	7	14	273	12.73	161	2,145	180	93	65.93	34.07
6	5	2016	1	12	273	12.73	162	2,145	149	124	54.58	45.42
6	5	2016	1	17	273	12.73	163	2,145	92	181	33.70	66.30
8	20	2016	7	16	273	12.73	164	2,145	143	130	52.38	47.62
4	10	2016	1	17	272	12.68	165	2,145	103	169	37.87	62.13
8	5	2016	6	17	272	12.68	166	2,145	172	100	63.24	36.76
8	7	2016	1	15	272	12.68	167	2,145	97	175	35.66	64.34
9	3	2016	7	14	272	12.68	168	2,145	173	99	63.60	36.40
8	15	2016	2	17	271	12.63	169	2,145	136	135	50.18	49.82

MO	DY	YR	DAY OF WK	HR	HR VOL	PERCENT OF AADT	HOUR NUMBER	AADT	NORTH VOLUME	SOUTH VOLUME	PERCENT NORTH IS OF TOTAL VOLUME	PERCENT SOUTH IS OF TOTAL VOLUME
5	7	2016	7	12	270	12.59	170	2,145	188	82	69.63	30.37
5	30	2016	2	12	270	12.59	171	2,145	154	116	57.04	42.96
6	12	2016	1	14	270	12.59	172	2,145	153	117	56.67	43.33
4	8	2016	6	16	269	12.54	173	2,145	156	113	57.99	42.01
6	4	2016	7	13	269	12.54	174	2,145	171	98	63.57	36.43
5	7	2016	7	17	268	12.49	175	2,145	154	114	57.46	42.54
6	4	2016	7	12	267	12.45	176	2,145	167	100	62.55	37.45
8	7	2016	1	14	267	12.45	177	2,145	121	146	45.32	54.68
9	10	2016	7	14	267	12.45	178	2,145	159	108	59.55	40.45
4	10	2016	1	18	266	12.40	179	2,145	80	186	30.08	69.92
4	30	2016	7	14	266	12.40	180	2,145	152	114	57.14	42.86
9	5	2016	2	15	266	12.40	181	2,145	99	167	37.22	62.78
7	15	2016	6	17	265	12.35	182	2,145	169	96	63.77	36.23
8	19	2016	6	15	265	12.35	183	2,145	166	99	62.64	37.36
10	12	2016	4	17	265	12.35	184	2,145	120	145	45.28	54.72
3	26	2016	7	16	264	12.31	185	2,145	121	143	45.83	54.17
4	1	2016	6	17	264	12.31	186	2,145	154	110	58.33	41.67
7	4	2016	2	16	264	12.31	187	2,145	83	181	31.44	68.56
8	12	2016	6	16	264	12.31	188	2,145	150	114	56.82	43.18
8	12	2016	6	18	264	12.31	189	2,145	174	90	65.91	34.09
8	27	2016	7	16	264	12.31	190	2,145	128	136	48.48	51.52
5	7	2016	7	14	263	12.26	191	2,145	152	111	57.79	42.21
7	1	2016	6	17	263	12.26	192	2,145	185	78	70.34	29.66
7	24	2016	1	19	263	12.26	193	2,145	52	211	19.77	80.23
8	6	2016	7	13	263	12.26	194	2,145	172	91	65.40	34.60
8	28	2016	1	13	263	12.26	195	2,145	123	140	46.77	53.23
9	10	2016	7	15	263	12.26	196	2,145	160	103	60.84	39.16
3	19	2016	7	16	262	12.21	197	2,145	115	147	43.89	56.11
4	10	2016	1	16	262	12.21	198	2,145	124	138	47.33	52.67
4	10	2016	1	14	261	12.17	199	2,145	159	102	60.92	39.08
5	7	2016	7	15	261	12.17	200	2,145	148	113	56.70	43.30



AADT= 5,183      K 30 FACTOR= 11.67      K 100 FACTOR= 10.77      K 200 FACTOR= 10.13      D 30 FACTOR= 64.30



MO	DY	YR	DAY OF WK	HR	HR VOL	PERCENT OF AADT	HOUR NUMBER	AADT	NORTH VOLUME	SOUTH VOLUME	PERCENT NORTH IS OF TOTAL VOLUME	PERCENT SOUTH IS OF TOTAL VOLUME
7	15	2016	6	15	708	13.66	1	5,183	368	340	51.98	48.02
10	14	2016	6	16	706	13.62	2	5,183	429	277	60.76	39.24
7	1	2016	6	16	702	13.54	3	5,183	419	283	59.69	40.31
5	27	2016	6	16	693	13.37	4	5,183	429	264	61.90	38.10
9	2	2016	6	17	683	13.18	5	5,183	416	267	60.91	39.09
7	17	2016	1	12	682	13.16	6	5,183	236	446	34.60	65.40
5	27	2016	6	17	681	13.14	7	5,183	409	272	60.06	39.94
7	1	2016	6	15	678	13.08	8	5,183	387	291	57.08	42.92
7	14	2016	5	16	676	13.04	9	5,183	307	369	45.41	54.59
7	1	2016	6	14	671	12.95	10	5,183	392	279	58.42	41.58
7	17	2016	1	13	661	12.75	11	5,183	205	456	31.01	68.99
10	14	2016	6	17	658	12.70	12	5,183	376	282	57.14	42.86
7	1	2016	6	17	653	12.60	13	5,183	417	236	63.86	36.14
7	14	2016	5	14	649	12.52	14	5,183	311	338	47.92	52.08
7	15	2016	6	16	640	12.35	15	5,183	328	312	51.25	48.75
7	5	2016	3	15	634	12.23	16	5,183	239	395	37.70	62.30

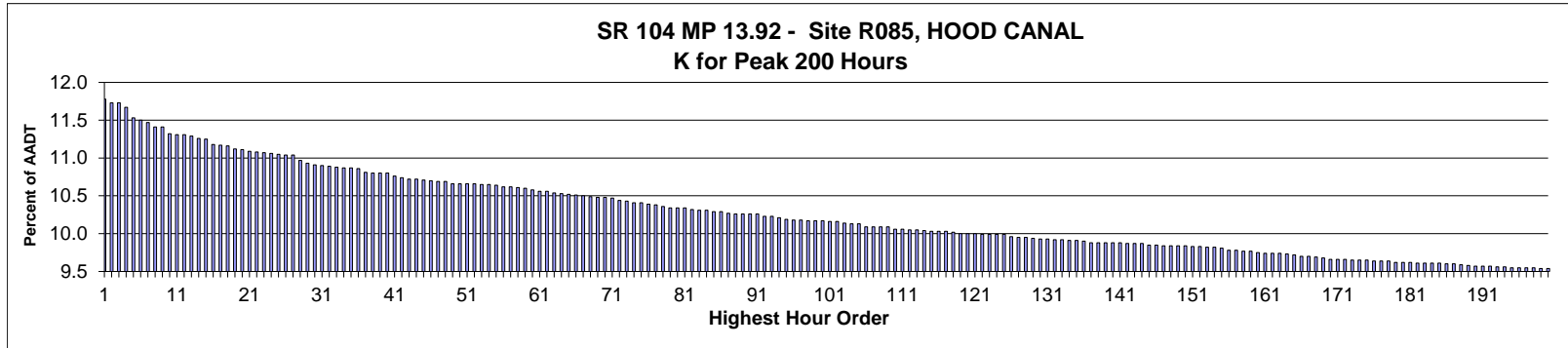


MO	DY	YR	DAY OF WK	HR	HR VOL	PERCENT OF AADT	HOUR NUMBER	AADT	NORTH VOLUME	SOUTH VOLUME	PERCENT NORTH IS OF TOTAL VOLUME	PERCENT SOUTH IS OF TOTAL VOLUME
7	14	2016	5	17	634	12.23	17	5,183	321	313	50.63	49.37
9	30	2016	6	16	630	12.16	18	5,183	312	318	49.52	50.48
7	15	2016	6	14	628	12.12	19	5,183	325	303	51.75	48.25
10	21	2016	6	17	625	12.06	20	5,183	339	286	54.24	45.76
11	23	2016	4	16	621	11.98	21	5,183	323	298	52.01	47.99
9	2	2016	6	16	619	11.94	22	5,183	348	271	56.22	43.78
10	21	2016	6	16	616	11.89	23	5,183	325	291	52.76	47.24
8	14	2016	1	14	615	11.87	24	5,183	224	391	36.42	63.58
7	29	2016	6	16	612	11.81	25	5,183	340	272	55.56	44.44
8	26	2016	6	16	610	11.77	26	5,183	338	272	55.41	44.59
7	1	2016	6	13	606	11.69	27	5,183	341	265	56.27	43.73
7	25	2016	2	16	606	11.69	28	5,183	313	293	51.65	48.35
10	7	2016	6	16	606	11.69	29	5,183	306	300	50.50	49.50
8	14	2016	1	12	605	11.67	30	5,183	216	389	35.70	64.30
8	14	2016	1	15	605	11.67	31	5,183	211	394	34.88	65.12
5	27	2016	6	18	604	11.65	32	5,183	410	194	67.88	32.12
7	14	2016	5	15	604	11.65	33	5,183	283	321	46.85	53.15
8	24	2016	4	17	604	11.65	34	5,183	255	349	42.22	57.78
8	21	2016	1	15	603	11.63	35	5,183	221	382	36.65	63.35
7	13	2016	4	15	601	11.60	36	5,183	264	337	43.93	56.07
7	17	2016	1	14	601	11.60	37	5,183	224	377	37.27	62.73
8	26	2016	6	17	601	11.60	38	5,183	320	281	53.24	46.76
9	9	2016	6	16	600	11.58	39	5,183	272	328	45.33	54.67
8	19	2016	6	15	596	11.50	40	5,183	291	305	48.83	51.17
7	2	2016	7	12	595	11.48	41	5,183	352	243	59.16	40.84
7	30	2016	7	19	594	11.46	42	5,183	207	387	34.85	65.15
5	6	2016	6	16	592	11.42	43	5,183	298	294	50.34	49.66
6	24	2016	6	15	592	11.42	44	5,183	314	278	53.04	46.96
7	22	2016	6	13	592	11.42	45	5,183	249	343	42.06	57.94
7	15	2016	6	17	591	11.40	46	5,183	309	282	52.28	47.72
8	5	2016	6	14	591	11.40	47	5,183	291	300	49.24	50.76
7	1	2016	6	19	589	11.36	48	5,183	408	181	69.27	30.73
8	17	2016	4	16	588	11.34	49	5,183	277	311	47.11	52.89
9	16	2016	6	16	588	11.34	50	5,183	291	297	49.49	50.51
6	30	2016	5	16	587	11.33	51	5,183	297	290	50.60	49.40
7	3	2016	1	13	586	11.31	52	5,183	306	280	52.22	47.78
8	12	2016	6	15	586	11.31	53	5,183	306	280	52.22	47.78
5	27	2016	6	15	585	11.29	54	5,183	370	215	63.25	36.75
8	19	2016	6	17	584	11.27	55	5,183	328	256	56.16	43.84
10	14	2016	6	15	583	11.25	56	5,183	370	213	63.46	36.54
9	1	2016	5	16	582	11.23	57	5,183	258	324	44.33	55.67
5	26	2016	5	16	580	11.19	58	5,183	284	296	48.97	51.03
7	5	2016	3	13	580	11.19	59	5,183	211	369	36.38	63.62
9	16	2016	6	17	580	11.19	60	5,183	319	261	55.00	45.00
8	19	2016	6	16	578	11.15	61	5,183	326	252	56.40	43.60
7	22	2016	6	17	577	11.13	62	5,183	335	242	58.06	41.94
7	24	2016	1	16	577	11.13	63	5,183	234	343	40.55	59.45
7	8	2016	6	15	576	11.11	64	5,183	311	265	53.99	46.01
2	12	2016	6	17	575	11.09	65	5,183	327	248	56.87	43.13
7	13	2016	4	16	575	11.09	66	5,183	244	331	42.43	57.57
10	14	2016	6	13	575	11.09	67	5,183	359	216	62.43	37.57

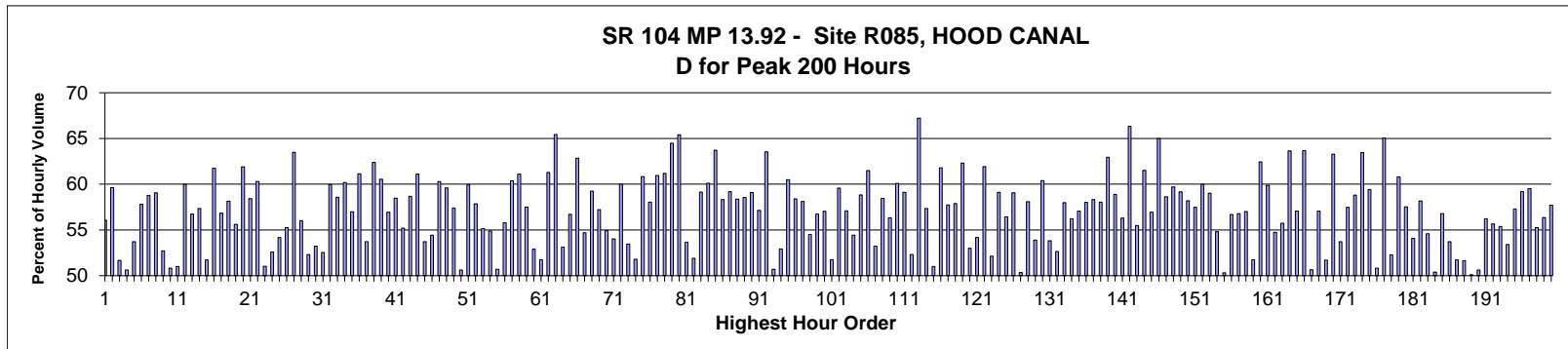
MO	DY	YR	DAY OF WK	HR	HR VOL	PERCENT OF AADT	HOUR NUMBER	AADT	NORTH VOLUME	SOUTH VOLUME	PERCENT NORTH IS OF TOTAL VOLUME	PERCENT SOUTH IS OF TOTAL VOLUME
9	15	2016	5	16	573	11.06	68	5,183	276	297	48.17	51.83
6	26	2016	1	12	571	11.02	69	5,183	208	363	36.43	63.57
7	24	2016	1	15	571	11.02	70	5,183	238	333	41.68	58.32
8	14	2016	1	13	571	11.02	71	5,183	215	356	37.65	62.35
9	4	2016	1	13	570	11.00	72	5,183	247	323	43.33	56.67
7	3	2016	1	12	569	10.98	73	5,183	285	284	50.09	49.91
7	5	2016	3	12	569	10.98	74	5,183	180	389	31.63	68.37
7	22	2016	6	16	568	10.96	75	5,183	299	269	52.64	47.36
7	22	2016	6	15	567	10.94	76	5,183	303	264	53.44	46.56
7	24	2016	1	12	567	10.94	77	5,183	186	381	32.80	67.20
9	30	2016	6	17	567	10.94	78	5,183	321	246	56.61	43.39
10	14	2016	6	14	567	10.94	79	5,183	374	193	65.96	34.04
6	26	2016	1	13	566	10.92	80	5,183	239	327	42.23	57.77
7	2	2016	7	13	566	10.92	81	5,183	344	222	60.78	39.22
7	12	2016	3	16	565	10.90	82	5,183	254	311	44.96	55.04
7	13	2016	4	17	565	10.90	83	5,183	272	293	48.14	51.86
5	30	2016	2	13	564	10.88	84	5,183	134	430	23.76	76.24
7	1	2016	6	12	564	10.88	85	5,183	309	255	54.79	45.21
7	15	2016	6	13	564	10.88	86	5,183	273	291	48.40	51.60
5	26	2016	5	17	563	10.86	87	5,183	310	253	55.06	44.94
7	8	2016	6	17	563	10.86	88	5,183	286	277	50.80	49.20
7	16	2016	7	14	563	10.86	89	5,183	286	277	50.80	49.20
8	24	2016	4	16	563	10.86	90	5,183	260	303	46.18	53.82
7	3	2016	1	15	562	10.84	91	5,183	282	280	50.18	49.82
7	3	2016	1	16	562	10.84	92	5,183	268	294	47.69	52.31
7	16	2016	7	12	562	10.84	93	5,183	272	290	48.40	51.60
10	6	2016	5	16	562	10.84	94	5,183	268	294	47.69	52.31
10	18	2016	3	17	561	10.82	95	5,183	233	328	41.53	58.47
7	1	2016	6	18	559	10.79	96	5,183	382	177	68.34	31.66
7	16	2016	7	15	559	10.79	97	5,183	290	269	51.88	48.12
7	31	2016	1	12	559	10.79	98	5,183	207	352	37.03	62.97
10	23	2016	1	15	559	10.79	99	5,183	178	381	31.84	68.16
8	21	2016	1	13	558	10.77	100	5,183	198	360	35.48	64.52
11	23	2016	4	15	558	10.77	101	5,183	317	241	56.81	43.19
7	13	2016	4	14	557	10.75	102	5,183	289	268	51.89	48.11
8	7	2016	1	13	557	10.75	103	5,183	205	352	36.80	63.20
8	28	2016	1	16	557	10.75	104	5,183	271	286	48.65	51.35
9	22	2016	5	16	557	10.75	105	5,183	282	275	50.63	49.37
7	24	2016	1	13	556	10.73	106	5,183	223	333	40.11	59.89
8	21	2016	1	12	556	10.73	107	5,183	180	376	32.37	67.63
7	5	2016	3	16	555	10.71	108	5,183	206	349	37.12	62.88
8	7	2016	1	12	555	10.71	109	5,183	211	344	38.02	61.98
8	12	2016	6	16	555	10.71	110	5,183	313	242	56.40	43.60
10	23	2016	1	16	554	10.69	111	5,183	183	371	33.03	66.97
7	25	2016	2	17	553	10.67	112	5,183	241	312	43.58	56.42
4	8	2016	6	16	552	10.65	113	5,183	252	300	45.65	54.35
8	7	2016	1	14	552	10.65	114	5,183	208	344	37.68	62.32
8	26	2016	6	15	552	10.65	115	5,183	282	270	51.09	48.91
6	3	2016	6	15	551	10.63	116	5,183	253	298	45.92	54.08
8	25	2016	5	16	551	10.63	117	5,183	260	291	47.19	52.81
8	12	2016	6	17	550	10.61	118	5,183	300	250	54.55	45.45

MO	DY	YR	DAY OF WK	HR	HR VOL	PERCENT OF AADT	HOUR NUMBER	AADT	NORTH VOLUME	SOUTH VOLUME	PERCENT NORTH IS OF TOTAL VOLUME	PERCENT SOUTH IS OF TOTAL VOLUME
7	2	2016	7	14	549	10.59	119	5,183	345	204	62.84	37.16
9	2	2016	6	15	549	10.59	120	5,183	306	243	55.74	44.26
9	23	2016	6	16	549	10.59	121	5,183	295	254	53.73	46.27
6	10	2016	6	16	548	10.57	122	5,183	289	259	52.74	47.26
8	28	2016	1	13	548	10.57	123	5,183	176	372	32.12	67.88
4	7	2016	5	16	547	10.55	124	5,183	251	296	45.89	54.11
9	12	2016	2	16	546	10.53	125	5,183	263	283	48.17	51.83
6	24	2016	6	16	545	10.52	126	5,183	270	275	49.54	50.46
7	12	2016	3	15	545	10.52	127	5,183	267	278	48.99	51.01
7	29	2016	6	15	545	10.52	128	5,183	278	267	51.01	48.99
6	24	2016	6	17	544	10.50	129	5,183	291	253	53.49	46.51
7	3	2016	1	14	544	10.50	130	5,183	276	268	50.74	49.26
7	16	2016	7	16	544	10.50	131	5,183	280	264	51.47	48.53
7	17	2016	1	15	544	10.50	132	5,183	183	361	33.64	66.36
7	21	2016	5	15	544	10.50	133	5,183	247	297	45.40	54.60
7	15	2016	6	12	543	10.48	134	5,183	271	272	49.91	50.09
10	13	2016	5	17	543	10.48	135	5,183	300	243	55.25	44.75
5	30	2016	2	14	542	10.46	136	5,183	166	376	30.63	69.37
6	10	2016	6	15	542	10.46	137	5,183	299	243	55.17	44.83
6	10	2016	6	17	542	10.46	138	5,183	300	242	55.35	44.65
7	5	2016	3	17	542	10.46	139	5,183	229	313	42.25	57.75
7	17	2016	1	16	542	10.46	140	5,183	244	298	45.02	54.98
4	1	2016	6	16	541	10.44	141	5,183	260	281	48.06	51.94
6	17	2016	6	16	541	10.44	142	5,183	278	263	51.39	48.61
7	7	2016	5	16	541	10.44	143	5,183	247	294	45.66	54.34
2	12	2016	6	16	540	10.42	144	5,183	318	222	58.89	41.11
5	28	2016	7	12	540	10.42	145	5,183	332	208	61.48	38.52
7	14	2016	5	18	540	10.42	146	5,183	264	276	48.89	51.11
7	18	2016	2	14	540	10.42	147	5,183	198	342	36.67	63.33
8	11	2016	5	17	540	10.42	148	5,183	256	284	47.41	52.59
8	23	2016	3	16	540	10.42	149	5,183	231	309	42.78	57.22
8	24	2016	4	15	540	10.42	150	5,183	260	280	48.15	51.85
8	25	2016	5	17	540	10.42	151	5,183	258	282	47.78	52.22
6	24	2016	6	13	539	10.40	152	5,183	290	249	53.80	46.20
7	5	2016	3	14	539	10.40	153	5,183	216	323	40.07	59.93
7	8	2016	6	16	539	10.40	154	5,183	248	291	46.01	53.99
7	10	2016	1	13	539	10.40	155	5,183	166	373	30.80	69.20
7	25	2016	2	15	539	10.40	156	5,183	270	269	50.09	49.91
8	5	2016	6	13	539	10.40	157	5,183	246	293	45.64	54.36
9	6	2016	3	16	539	10.40	158	5,183	231	308	42.86	57.14
9	8	2016	5	17	539	10.40	159	5,183	205	334	38.03	61.97
12	26	2016	2	13	538	10.38	160	5,183	227	311	42.19	57.81
4	15	2016	6	17	537	10.36	161	5,183	266	271	49.53	50.47
8	5	2016	6	15	537	10.36	162	5,183	294	243	54.75	45.25
8	28	2016	1	14	537	10.36	163	5,183	173	364	32.22	67.78
6	30	2016	5	15	536	10.34	164	5,183	296	240	55.22	44.78
8	19	2016	6	18	536	10.34	165	5,183	298	238	55.60	44.40
8	11	2016	5	16	535	10.32	166	5,183	256	279	47.85	52.15
8	21	2016	1	14	535	10.32	167	5,183	172	363	32.15	67.85
10	14	2016	6	18	535	10.32	168	5,183	349	186	65.23	34.77
6	17	2016	6	17	534	10.30	169	5,183	307	227	57.49	42.51

MO	DY	YR	DAY OF WK	HR	HR VOL	PERCENT OF AADT	HOUR NUMBER	AADT	NORTH VOLUME	SOUTH VOLUME	PERCENT NORTH IS OF TOTAL VOLUME	PERCENT SOUTH IS OF TOTAL VOLUME
7	17	2016	1	11	534	10.30	170	5,183	171	363	32.02	67.98
8	4	2016	5	16	534	10.30	171	5,183	257	277	48.13	51.87
10	5	2016	4	16	534	10.30	172	5,183	204	330	38.20	61.80
7	22	2016	6	14	533	10.28	173	5,183	275	258	51.59	48.41
7	24	2016	1	14	533	10.28	174	5,183	230	303	43.15	56.85
6	12	2016	1	16	532	10.26	175	5,183	225	307	42.29	57.71
7	14	2016	5	11	532	10.26	176	5,183	242	290	45.49	54.51
7	29	2016	6	13	532	10.26	177	5,183	267	265	50.19	49.81
7	10	2016	1	14	531	10.25	178	5,183	188	343	35.40	64.60
8	12	2016	6	13	531	10.25	179	5,183	273	258	51.41	48.59
9	2	2016	6	13	531	10.25	180	5,183	280	251	52.73	47.27
8	5	2016	6	16	530	10.23	181	5,183	273	257	51.51	48.49
9	29	2016	5	16	530	10.23	182	5,183	219	311	41.32	58.68
10	14	2016	6	12	530	10.23	183	5,183	310	220	58.49	41.51
4	29	2016	6	16	529	10.21	184	5,183	281	248	53.12	46.88
7	25	2016	2	12	529	10.21	185	5,183	228	301	43.10	56.90
10	20	2016	5	15	529	10.21	186	5,183	277	252	52.36	47.64
4	21	2016	5	16	528	10.19	187	5,183	247	281	46.78	53.22
7	15	2016	6	19	528	10.19	188	5,183	317	211	60.04	39.96
8	19	2016	6	14	528	10.19	189	5,183	282	246	53.41	46.59
6	30	2016	5	17	527	10.17	190	5,183	284	243	53.89	46.11
7	16	2016	7	13	527	10.17	191	5,183	272	255	51.61	48.39
5	20	2016	6	15	526	10.15	192	5,183	271	255	51.52	48.48
7	25	2016	2	13	526	10.15	193	5,183	253	273	48.10	51.90
10	3	2016	2	16	526	10.15	194	5,183	214	312	40.68	59.32
6	17	2016	6	15	525	10.13	195	5,183	263	262	50.10	49.90
6	27	2016	2	16	525	10.13	196	5,183	250	275	47.62	52.38
7	15	2016	6	18	525	10.13	197	5,183	299	226	56.95	43.05
8	5	2016	6	17	525	10.13	198	5,183	292	233	55.62	44.38
8	28	2016	1	12	525	10.13	199	5,183	172	353	32.76	67.24
8	29	2016	2	16	525	10.13	200	5,183	226	299	43.05	56.95



AADT= 17,725      K 30 FACTOR= 10.91      K 100 FACTOR= 10.17      K 200 FACTOR= 9.54      D 30 FACTOR= 53.23



MO	DY	YR	DAY OF WK	HR	HR VOL	PERCENT OF AADT	HOUR NUMBER	AADT	EAST VOLUME	WEST VOLUME	PERCENT EAST IS OF TOTAL VOLUME	PERCENT WEST IS OF TOTAL VOLUME
7	29	2016	6	17	2,088	11.78	1	17,725	917	1,171	43.92	56.08
7	2	2016	7	13	2,080	11.73	2	17,725	840	1,240	40.38	59.62
7	17	2016	1	14	2,079	11.73	3	17,725	1,074	1,005	51.66	48.34
7	20	2016	4	17	2,068	11.67	4	17,725	1,021	1,047	49.37	50.63
8	20	2016	7	16	2,044	11.53	5	17,725	946	1,098	46.28	53.72
7	15	2016	6	17	2,038	11.50	6	17,725	860	1,178	42.20	57.80
7	16	2016	7	15	2,033	11.47	7	17,725	838	1,195	41.22	58.78
8	7	2016	1	13	2,023	11.41	8	17,725	1,195	828	59.07	40.93
8	14	2016	1	13	2,022	11.41	9	17,725	1,066	956	52.72	47.28
7	24	2016	1	13	2,007	11.32	10	17,725	987	1,020	49.18	50.82
7	17	2016	1	13	2,004	11.31	11	17,725	1,022	982	51.00	49.00
7	23	2016	7	14	2,004	11.31	12	17,725	802	1,202	40.02	59.98
7	17	2016	1	15	2,002	11.29	13	17,725	1,136	866	56.74	43.26
8	6	2016	7	12	1,995	11.26	14	17,725	851	1,144	42.66	57.34
6	26	2016	1	14	1,994	11.25	15	17,725	963	1,031	48.29	51.71
7	16	2016	7	12	1,982	11.18	16	17,725	758	1,224	38.24	61.76

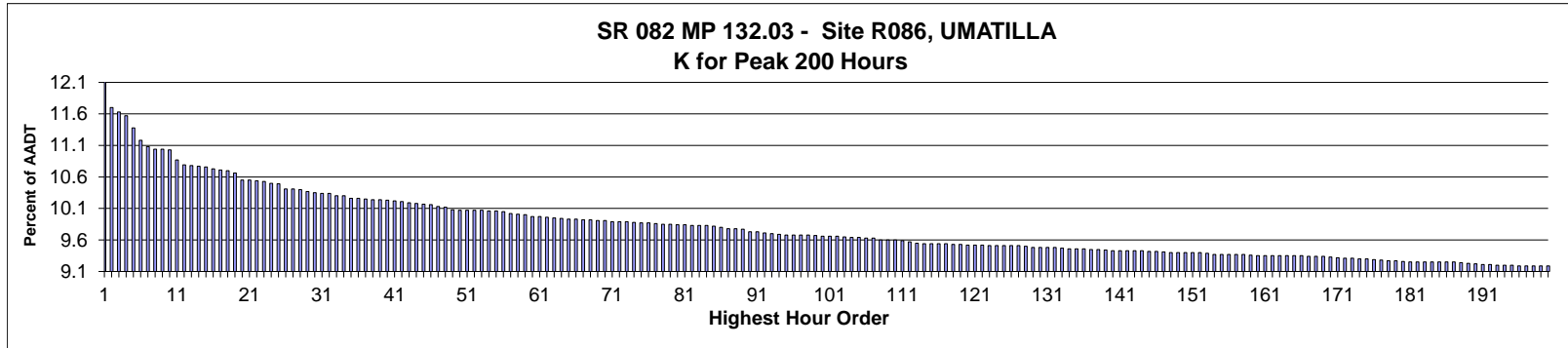
MO	DY	YR	DAY OF WK	HR	HR VOL	PERCENT OF AADT	HOUR NUMBER	AADT	EAST VOLUME	WEST VOLUME	PERCENT IS OF TOTAL VOLUME	PERCENT WEST IS OF TOTAL VOLUME
7	15	2016	6	16	1,979	11.17	17	17,725	854	1,125	43.15	56.85
5	20	2016	6	18	1,978	11.16	18	17,725	828	1,150	41.86	58.14
6	5	2016	1	14	1,971	11.12	19	17,725	1,096	875	55.61	44.39
7	16	2016	7	13	1,969	11.11	20	17,725	750	1,219	38.09	61.91
5	8	2016	1	18	1,965	11.09	21	17,725	1,148	817	58.42	41.58
7	16	2016	7	11	1,964	11.08	22	17,725	780	1,184	39.71	60.29
7	24	2016	1	12	1,963	11.07	23	17,725	1,002	961	51.04	48.96
7	24	2016	1	14	1,961	11.06	24	17,725	1,031	930	52.58	47.42
6	9	2016	5	18	1,958	11.05	25	17,725	897	1,061	45.81	54.19
7	31	2016	1	13	1,957	11.04	26	17,725	1,081	876	55.24	44.76
7	23	2016	7	15	1,956	11.04	27	17,725	714	1,242	36.50	63.50
5	6	2016	6	15	1,944	10.97	28	17,725	855	1,089	43.98	56.02
6	19	2016	1	13	1,937	10.93	29	17,725	924	1,013	47.70	52.30
8	14	2016	1	12	1,933	10.91	30	17,725	1,029	904	53.23	46.77
7	17	2016	1	12	1,932	10.90	31	17,725	917	1,015	47.46	52.54
8	13	2016	7	11	1,931	10.89	32	17,725	773	1,158	40.03	59.97
8	7	2016	1	14	1,929	10.88	33	17,725	1,130	799	58.58	41.42
7	17	2016	1	16	1,927	10.87	34	17,725	1,160	767	60.20	39.80
7	31	2016	1	12	1,927	10.87	35	17,725	1,098	829	56.98	43.02
7	16	2016	7	14	1,925	10.86	36	17,725	748	1,177	38.86	61.14
8	28	2016	1	13	1,916	10.81	37	17,725	1,029	887	53.71	46.29
7	2	2016	7	17	1,915	10.80	38	17,725	720	1,195	37.60	62.40
5	7	2016	7	12	1,914	10.80	39	17,725	755	1,159	39.45	60.55
6	24	2016	6	14	1,914	10.80	40	17,725	824	1,090	43.05	56.95
8	21	2016	1	13	1,907	10.76	41	17,725	1,115	792	58.47	41.53
7	28	2016	5	18	1,904	10.74	42	17,725	853	1,051	44.80	55.20
7	30	2016	7	12	1,900	10.72	43	17,725	785	1,115	41.32	58.68
8	13	2016	7	14	1,900	10.72	44	17,725	739	1,161	38.89	61.11
5	30	2016	2	13	1,899	10.71	45	17,725	1,020	879	53.71	46.29
6	18	2016	7	14	1,896	10.70	46	17,725	864	1,032	45.57	54.43
8	13	2016	7	12	1,894	10.69	47	17,725	752	1,142	39.70	60.30
9	6	2016	3	18	1,894	10.69	48	17,725	765	1,129	40.39	59.61
9	10	2016	7	12	1,890	10.66	49	17,725	805	1,085	42.59	57.41
6	18	2016	7	17	1,889	10.66	50	17,725	956	933	50.61	49.39
7	24	2016	1	16	1,889	10.66	51	17,725	1,132	757	59.93	40.07
8	12	2016	6	16	1,889	10.66	52	17,725	796	1,093	42.14	57.86
7	21	2016	5	13	1,888	10.65	53	17,725	847	1,041	44.86	55.14
7	22	2016	6	15	1,887	10.65	54	17,725	851	1,036	45.10	54.90
7	3	2016	1	14	1,886	10.64	55	17,725	930	956	49.31	50.69
8	5	2016	6	14	1,882	10.62	56	17,725	832	1,050	44.21	55.79
8	13	2016	7	13	1,882	10.62	57	17,725	746	1,136	39.64	60.36
7	14	2016	5	17	1,880	10.61	58	17,725	731	1,149	38.88	61.12
8	12	2016	6	15	1,878	10.60	59	17,725	798	1,080	42.49	57.51
6	19	2016	1	14	1,875	10.58	60	17,725	992	883	52.91	47.09
9	3	2016	7	14	1,872	10.56	61	17,725	903	969	48.24	51.76
7	30	2016	7	14	1,871	10.56	62	17,725	724	1,147	38.70	61.30
9	2	2016	6	16	1,868	10.54	63	17,725	646	1,222	34.58	65.42
8	20	2016	7	17	1,867	10.53	64	17,725	875	992	46.87	53.13
9	10	2016	7	15	1,864	10.52	65	17,725	807	1,057	43.29	56.71
7	2	2016	7	15	1,863	10.51	66	17,725	692	1,171	37.14	62.86
7	16	2016	7	17	1,861	10.50	67	17,725	1,018	843	54.70	45.30

MO	DY	YR	DAY OF WK	HR	HR VOL	PERCENT OF AADT	HOUR NUMBER	AADT	EAST VOLUME	WEST VOLUME	PERCENT EAST IS OF TOTAL VOLUME	PERCENT WEST IS OF TOTAL VOLUME
6	19	2016	1	17	1,860	10.49	68	17,725	1,102	758	59.25	40.75
7	3	2016	1	13	1,858	10.48	69	17,725	795	1,063	42.79	57.21
8	26	2016	6	13	1,857	10.48	70	17,725	837	1,020	45.07	54.93
7	24	2016	1	15	1,855	10.47	71	17,725	1,002	853	54.02	45.98
8	21	2016	1	12	1,851	10.44	72	17,725	1,111	740	60.02	39.98
11	11	2016	6	13	1,848	10.43	73	17,725	860	988	46.54	53.46
1	2	2016	7	12	1,846	10.41	74	17,725	890	956	48.21	51.79
8	5	2016	6	17	1,846	10.41	75	17,725	723	1,123	39.17	60.83
7	5	2016	3	12	1,842	10.39	76	17,725	1,069	773	58.03	41.97
7	17	2016	1	17	1,839	10.38	77	17,725	1,121	718	60.96	39.04
7	15	2016	6	13	1,837	10.36	78	17,725	713	1,124	38.81	61.19
7	2	2016	7	16	1,833	10.34	79	17,725	651	1,182	35.52	64.48
7	29	2016	6	18	1,833	10.34	80	17,725	634	1,199	34.59	65.41
5	8	2016	1	13	1,832	10.34	81	17,725	983	849	53.66	46.34
7	16	2016	7	16	1,829	10.32	82	17,725	949	880	51.89	48.11
8	6	2016	7	11	1,828	10.31	83	17,725	747	1,081	40.86	59.14
8	14	2016	1	17	1,827	10.31	84	17,725	1,098	729	60.10	39.90
5	7	2016	7	13	1,824	10.29	85	17,725	662	1,162	36.29	63.71
6	26	2016	1	15	1,824	10.29	86	17,725	1,064	760	58.33	41.67
8	20	2016	7	12	1,821	10.27	87	17,725	743	1,078	40.80	59.20
8	5	2016	6	16	1,819	10.26	88	17,725	757	1,062	41.62	58.38
8	20	2016	7	11	1,819	10.26	89	17,725	754	1,065	41.45	58.55
8	26	2016	6	17	1,819	10.26	90	17,725	744	1,075	40.90	59.10
7	13	2016	4	17	1,818	10.26	91	17,725	779	1,039	42.85	57.15
7	2	2016	7	11	1,813	10.23	92	17,725	661	1,152	36.46	63.54
7	15	2016	6	18	1,813	10.23	93	17,725	919	894	50.69	49.31
8	19	2016	6	14	1,810	10.21	94	17,725	852	958	47.07	52.93
8	7	2016	1	16	1,807	10.19	95	17,725	1,093	714	60.49	39.51
5	7	2016	7	17	1,805	10.18	96	17,725	1,054	751	58.39	41.61
7	21	2016	5	16	1,805	10.18	97	17,725	756	1,049	41.88	58.12
7	5	2016	3	13	1,803	10.17	98	17,725	983	820	54.52	45.48
7	31	2016	1	14	1,803	10.17	99	17,725	1,023	780	56.74	43.26
8	27	2016	7	13	1,802	10.17	100	17,725	774	1,028	42.95	57.05
8	14	2016	1	15	1,801	10.16	101	17,725	932	869	51.75	48.25
8	27	2016	7	12	1,801	10.16	102	17,725	728	1,073	40.42	59.58
8	5	2016	6	15	1,797	10.14	103	17,725	771	1,026	42.90	57.10
8	6	2016	7	15	1,795	10.13	104	17,725	818	977	45.57	54.43
9	10	2016	7	11	1,795	10.13	105	17,725	739	1,056	41.17	58.83
7	22	2016	6	16	1,789	10.09	106	17,725	689	1,100	38.51	61.49
5	8	2016	1	12	1,788	10.09	107	17,725	952	836	53.24	46.76
8	19	2016	6	17	1,788	10.09	108	17,725	743	1,045	41.55	58.45
10	30	2016	1	15	1,788	10.09	109	17,725	1,007	781	56.32	43.68
7	30	2016	7	11	1,784	10.06	110	17,725	712	1,072	39.91	60.09
9	4	2016	1	12	1,783	10.06	111	17,725	729	1,054	40.89	59.11
7	21	2016	5	11	1,782	10.05	112	17,725	932	850	52.30	47.70
9	3	2016	7	16	1,782	10.05	113	17,725	584	1,198	32.77	67.23
6	25	2016	7	12	1,779	10.04	114	17,725	759	1,020	42.66	57.34
5	7	2016	7	15	1,778	10.03	115	17,725	871	907	48.99	51.01
7	16	2016	7	10	1,778	10.03	116	17,725	679	1,099	38.19	61.81
8	19	2016	6	16	1,777	10.03	117	17,725	751	1,026	42.26	57.74
8	21	2016	1	14	1,776	10.02	118	17,725	1,028	748	57.88	42.12

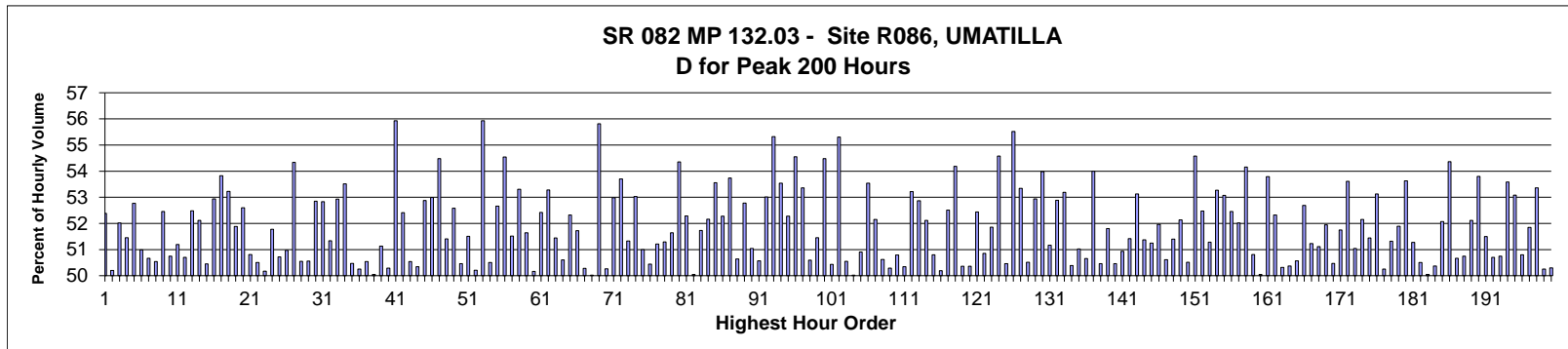
MO	DY	YR	DAY OF WK	HR	HR VOL	PERCENT OF AADT	HOUR NUMBER	AADT	EAST VOLUME	WEST VOLUME	PERCENT EAST IS OF TOTAL VOLUME	PERCENT WEST IS OF TOTAL VOLUME
5	28	2016	7	12	1,772	10.00	119	17,725	668	1,104	37.70	62.30
7	30	2016	7	16	1,772	10.00	120	17,725	833	939	47.01	52.99
8	7	2016	1	12	1,772	10.00	121	17,725	960	812	54.18	45.82
5	28	2016	7	14	1,771	9.99	122	17,725	674	1,097	38.06	61.94
5	29	2016	1	14	1,771	9.99	123	17,725	848	923	47.88	52.12
9	4	2016	1	13	1,771	9.99	124	17,725	724	1,047	40.88	59.12
5	7	2016	7	16	1,770	9.99	125	17,725	999	771	56.44	43.56
7	22	2016	6	17	1,766	9.96	126	17,725	723	1,043	40.94	59.06
8	18	2016	5	13	1,764	9.95	127	17,725	888	876	50.34	49.66
7	1	2016	6	15	1,763	9.95	128	17,725	739	1,024	41.92	58.08
8	13	2016	7	15	1,761	9.94	129	17,725	812	949	46.11	53.89
7	1	2016	6	16	1,760	9.93	130	17,725	697	1,063	39.60	60.40
7	17	2016	1	11	1,760	9.93	131	17,725	813	947	46.19	53.81
7	26	2016	3	14	1,759	9.92	132	17,725	833	926	47.36	52.64
8	6	2016	7	14	1,759	9.92	133	17,725	739	1,020	42.01	57.99
7	3	2016	1	12	1,757	9.91	134	17,725	769	988	43.77	56.23
8	12	2016	6	13	1,756	9.91	135	17,725	754	1,002	42.94	57.06
5	8	2016	1	14	1,755	9.90	136	17,725	1,018	737	58.01	41.99
5	29	2016	1	12	1,752	9.88	137	17,725	730	1,022	41.67	58.33
9	10	2016	7	13	1,752	9.88	138	17,725	735	1,017	41.95	58.05
5	27	2016	6	16	1,751	9.88	139	17,725	649	1,102	37.06	62.94
7	31	2016	1	16	1,751	9.88	140	17,725	1,031	720	58.88	41.12
8	26	2016	6	14	1,751	9.88	141	17,725	765	986	43.69	56.31
5	28	2016	7	13	1,750	9.87	142	17,725	589	1,161	33.66	66.34
8	19	2016	6	15	1,750	9.87	143	17,725	779	971	44.51	55.49
8	7	2016	1	17	1,749	9.87	144	17,725	1,076	673	61.52	38.48
5	27	2016	6	12	1,746	9.85	145	17,725	752	994	43.07	56.93
5	27	2016	6	15	1,746	9.85	146	17,725	611	1,135	34.99	65.01
6	19	2016	1	16	1,745	9.84	147	17,725	1,023	722	58.62	41.38
6	17	2016	6	17	1,744	9.84	148	17,725	703	1,041	40.31	59.69
7	15	2016	6	11	1,744	9.84	149	17,725	712	1,032	40.83	59.17
8	14	2016	1	16	1,744	9.84	150	17,725	1,015	729	58.20	41.80
9	16	2016	6	18	1,743	9.83	151	17,725	741	1,002	42.51	57.49
5	7	2016	7	11	1,742	9.83	152	17,725	697	1,045	40.01	59.99
6	26	2016	1	17	1,740	9.82	153	17,725	1,027	713	59.02	40.98
8	25	2016	5	11	1,740	9.82	154	17,725	954	786	54.83	45.17
6	26	2016	1	12	1,739	9.81	155	17,725	864	875	49.68	50.32
8	26	2016	6	16	1,734	9.78	156	17,725	751	983	43.31	56.69
7	29	2016	6	13	1,733	9.78	157	17,725	749	984	43.22	56.78
6	26	2016	1	16	1,731	9.77	158	17,725	987	744	57.02	42.98
11	25	2016	6	12	1,731	9.77	159	17,725	835	896	48.24	51.76
6	5	2016	1	17	1,728	9.75	160	17,725	1,079	649	62.44	37.56
8	21	2016	1	15	1,727	9.74	161	17,725	1,034	693	59.87	40.13
8	11	2016	5	17	1,726	9.74	162	17,725	781	945	45.25	54.75
9	3	2016	7	12	1,726	9.74	163	17,725	764	962	44.26	55.74
7	16	2016	7	18	1,725	9.73	164	17,725	1,098	627	63.65	36.35
10	7	2016	6	13	1,722	9.72	165	17,725	739	983	42.92	57.08
5	28	2016	7	11	1,720	9.70	166	17,725	625	1,095	36.34	63.66
8	6	2016	7	16	1,720	9.70	167	17,725	849	871	49.36	50.64
6	25	2016	7	13	1,717	9.69	168	17,725	737	980	42.92	57.08
8	20	2016	7	18	1,716	9.68	169	17,725	829	887	48.31	51.69



MO	DY	YR	DAY OF WK	HR	HR VOL	PERCENT OF AADT	HOUR NUMBER	AADT	EAST VOLUME	WEST VOLUME	PERCENT EAST IS OF TOTAL VOLUME	PERCENT WEST IS OF TOTAL VOLUME
9	2	2016	6	17	1,713	9.66	170	17,725	629	1,084	36.72	63.28
9	4	2016	1	16	1,713	9.66	171	17,725	920	793	53.71	46.29
7	15	2016	6	14	1,712	9.66	172	17,725	728	984	42.52	57.48
6	4	2016	7	14	1,711	9.65	173	17,725	705	1,006	41.20	58.80
5	27	2016	6	17	1,710	9.65	174	17,725	625	1,085	36.55	63.45
6	30	2016	5	17	1,710	9.65	175	17,725	694	1,016	40.58	59.42
7	13	2016	4	12	1,708	9.64	176	17,725	840	868	49.18	50.82
7	17	2016	1	18	1,708	9.64	177	17,725	1,111	597	65.05	34.95
7	25	2016	2	13	1,708	9.64	178	17,725	815	893	47.72	52.28
8	21	2016	1	17	1,706	9.62	179	17,725	1,037	669	60.79	39.21
5	28	2016	7	15	1,705	9.62	180	17,725	724	981	42.46	57.54
8	4	2016	5	16	1,705	9.62	181	17,725	783	922	45.92	54.08
2	25	2016	5	17	1,704	9.61	182	17,725	713	991	41.84	58.16
8	25	2016	5	16	1,704	9.61	183	17,725	774	930	45.42	54.58
8	22	2016	2	14	1,703	9.61	184	17,725	845	858	49.62	50.38
8	29	2016	2	17	1,703	9.61	185	17,725	736	967	43.22	56.78
6	19	2016	1	15	1,701	9.60	186	17,725	914	787	53.73	46.27
8	14	2016	1	11	1,701	9.60	187	17,725	880	821	51.73	48.27
7	3	2016	1	15	1,700	9.59	188	17,725	822	878	48.35	51.65
7	24	2016	1	11	1,698	9.58	189	17,725	847	851	49.88	50.12
8	18	2016	5	16	1,697	9.57	190	17,725	859	838	50.62	49.38
8	19	2016	6	12	1,697	9.57	191	17,725	743	954	43.78	56.22
8	12	2016	6	17	1,696	9.57	192	17,725	752	944	44.34	55.66
7	23	2016	7	16	1,694	9.56	193	17,725	756	938	44.63	55.37
8	11	2016	5	16	1,694	9.56	194	17,725	789	905	46.58	53.42
8	21	2016	1	11	1,693	9.55	195	17,725	970	723	57.29	42.71
8	28	2016	1	14	1,693	9.55	196	17,725	1,002	691	59.18	40.82
6	4	2016	7	12	1,692	9.55	197	17,725	685	1,007	40.48	59.52
8	18	2016	5	17	1,692	9.55	198	17,725	757	935	44.74	55.26
7	15	2016	6	20	1,691	9.54	199	17,725	738	953	43.64	56.36
8	5	2016	6	18	1,691	9.54	200	17,725	715	976	42.28	57.72



AADT= 21,708      K 30 FACTOR= 10.35      K 100 FACTOR= 9.66      K 200 FACTOR= 9.19      D 30 FACTOR= 52.85



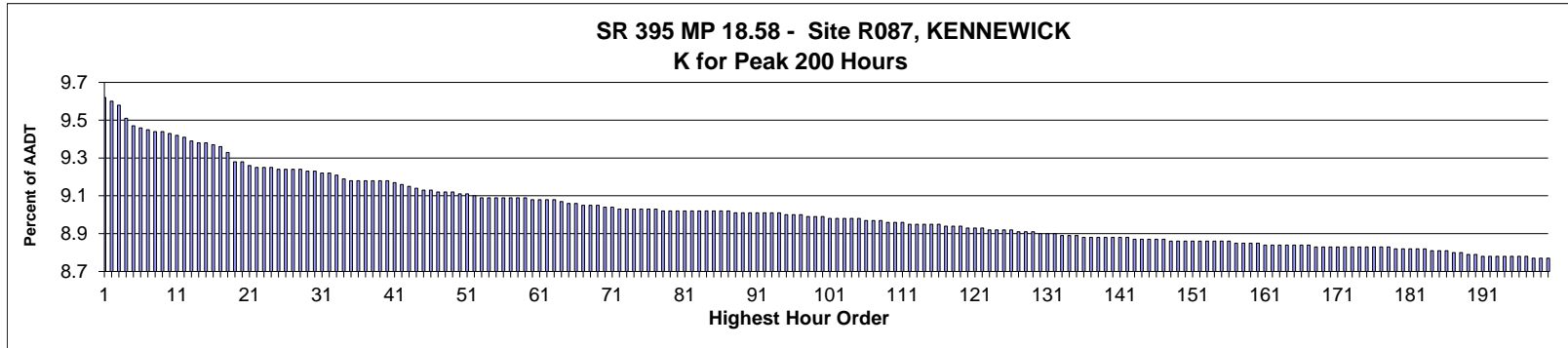
MO	DY	YR	DAY OF WK	HR	HR VOL	PERCENT OF AADT	HOUR NUMBER	AADT	EAST VOLUME	WEST VOLUME	PERCENT EAST IS OF TOTAL VOLUME	PERCENT WEST IS OF TOTAL VOLUME
11	27	2016	1	15	2,629	12.11	1	21,708	1,252	1,377	47.62	52.38
11	23	2016	4	16	2,540	11.70	2	21,708	1,265	1,275	49.80	50.20
11	27	2016	1	14	2,524	11.63	3	21,708	1,211	1,313	47.98	52.02
11	23	2016	4	17	2,511	11.57	4	21,708	1,219	1,292	48.55	51.45
11	27	2016	1	13	2,471	11.38	5	21,708	1,167	1,304	47.23	52.77
7	1	2016	6	16	2,426	11.18	6	21,708	1,189	1,237	49.01	50.99
11	23	2016	4	15	2,406	11.08	7	21,708	1,219	1,187	50.67	49.33
9	5	2016	2	15	2,396	11.04	8	21,708	1,185	1,211	49.46	50.54
11	23	2016	4	14	2,396	11.04	9	21,708	1,257	1,139	52.46	47.54
11	23	2016	4	13	2,394	11.03	10	21,708	1,215	1,179	50.75	49.25
7	1	2016	6	17	2,360	10.87	11	21,708	1,152	1,208	48.81	51.19
9	5	2016	2	16	2,343	10.79	12	21,708	1,155	1,188	49.30	50.70
9	2	2016	6	17	2,340	10.78	13	21,708	1,228	1,112	52.48	47.52
7	22	2016	6	16	2,339	10.77	14	21,708	1,120	1,219	47.88	52.12
7	1	2016	6	14	2,335	10.76	15	21,708	1,178	1,157	50.45	49.55
8	14	2016	1	15	2,329	10.73	16	21,708	1,096	1,233	47.06	52.94

MO	DY	YR	DAY OF WK	HR	HR VOL	PERCENT OF AADT	HOUR NUMBER	AADT	EAST VOLUME	WEST VOLUME	PERCENT IS OF TOTAL VOLUME	PERCENT WEST IS OF TOTAL VOLUME
7	5	2016	3	15	2,324	10.71	17	21,708	1,251	1,073	53.83	46.17
7	17	2016	1	14	2,322	10.70	18	21,708	1,086	1,236	46.77	53.23
5	27	2016	6	16	2,315	10.66	19	21,708	1,201	1,114	51.88	48.12
7	5	2016	3	17	2,291	10.55	20	21,708	1,086	1,205	47.40	52.60
8	5	2016	6	16	2,291	10.55	21	21,708	1,164	1,127	50.81	49.19
8	5	2016	6	17	2,287	10.54	22	21,708	1,132	1,155	49.50	50.50
7	5	2016	3	16	2,286	10.53	23	21,708	1,139	1,147	49.83	50.17
7	31	2016	1	15	2,279	10.50	24	21,708	1,099	1,180	48.22	51.78
7	1	2016	6	15	2,277	10.49	25	21,708	1,155	1,122	50.72	49.28
5	30	2016	2	15	2,260	10.41	26	21,708	1,108	1,152	49.03	50.97
11	27	2016	1	16	2,260	10.41	27	21,708	1,032	1,228	45.66	54.34
7	22	2016	6	17	2,257	10.40	28	21,708	1,116	1,141	49.45	50.55
7	8	2016	6	17	2,251	10.37	29	21,708	1,138	1,113	50.56	49.44
7	15	2016	6	16	2,246	10.35	30	21,708	1,187	1,059	52.85	47.15
5	27	2016	6	17	2,245	10.34	31	21,708	1,186	1,059	52.83	47.17
7	5	2016	3	14	2,244	10.34	32	21,708	1,152	1,092	51.34	48.66
9	2	2016	6	18	2,237	10.30	33	21,708	1,184	1,053	52.93	47.07
8	14	2016	1	14	2,235	10.30	34	21,708	1,039	1,196	46.49	53.51
8	19	2016	6	17	2,227	10.26	35	21,708	1,103	1,124	49.53	50.47
9	5	2016	2	14	2,227	10.26	36	21,708	1,119	1,108	50.25	49.75
6	17	2016	6	17	2,226	10.25	37	21,708	1,101	1,125	49.46	50.54
8	12	2016	6	16	2,222	10.24	38	21,708	1,110	1,112	49.95	50.05
9	2	2016	6	16	2,222	10.24	39	21,708	1,086	1,136	48.87	51.13
9	5	2016	2	17	2,221	10.23	40	21,708	1,117	1,104	50.29	49.71
7	17	2016	1	15	2,219	10.22	41	21,708	978	1,241	44.07	55.93
8	7	2016	1	15	2,217	10.21	42	21,708	1,055	1,162	47.59	52.41
8	19	2016	6	16	2,212	10.19	43	21,708	1,118	1,094	50.54	49.46
6	10	2016	6	16	2,209	10.18	44	21,708	1,112	1,097	50.34	49.66
8	7	2016	1	16	2,207	10.17	45	21,708	1,040	1,167	47.12	52.88
7	15	2016	6	15	2,206	10.16	46	21,708	1,169	1,037	52.99	47.01
7	31	2016	1	16	2,199	10.13	47	21,708	1,001	1,198	45.52	54.48
7	29	2016	6	16	2,196	10.12	48	21,708	1,067	1,129	48.59	51.41
8	7	2016	1	14	2,189	10.08	49	21,708	1,038	1,151	47.42	52.58
6	10	2016	6	17	2,186	10.07	50	21,708	1,103	1,083	50.46	49.54
7	22	2016	6	15	2,186	10.07	51	21,708	1,126	1,060	51.51	48.49
6	17	2016	6	16	2,185	10.07	52	21,708	1,097	1,088	50.21	49.79
8	4	2016	5	17	2,185	10.07	53	21,708	963	1,222	44.07	55.93
7	1	2016	6	18	2,184	10.06	54	21,708	1,081	1,103	49.50	50.50
7	10	2016	1	15	2,184	10.06	55	21,708	1,034	1,150	47.34	52.66
7	17	2016	1	16	2,182	10.05	56	21,708	992	1,190	45.46	54.54
8	19	2016	6	15	2,176	10.02	57	21,708	1,121	1,055	51.52	48.48
7	15	2016	6	17	2,174	10.01	58	21,708	1,159	1,015	53.31	46.69
7	24	2016	1	14	2,171	10.00	59	21,708	1,050	1,121	48.36	51.64
8	26	2016	6	17	2,165	9.97	60	21,708	1,079	1,086	49.84	50.16
9	23	2016	6	17	2,165	9.97	61	21,708	1,135	1,030	52.42	47.58
8	14	2016	1	13	2,162	9.96	62	21,708	1,010	1,152	46.72	53.28
7	8	2016	6	14	2,160	9.95	63	21,708	1,111	1,049	51.44	48.56
6	26	2016	1	15	2,158	9.94	64	21,708	1,066	1,092	49.40	50.60
7	1	2016	6	13	2,156	9.93	65	21,708	1,028	1,128	47.68	52.32
7	29	2016	6	17	2,156	9.93	66	21,708	1,041	1,115	48.28	51.72
6	26	2016	1	14	2,154	9.92	67	21,708	1,083	1,071	50.28	49.72

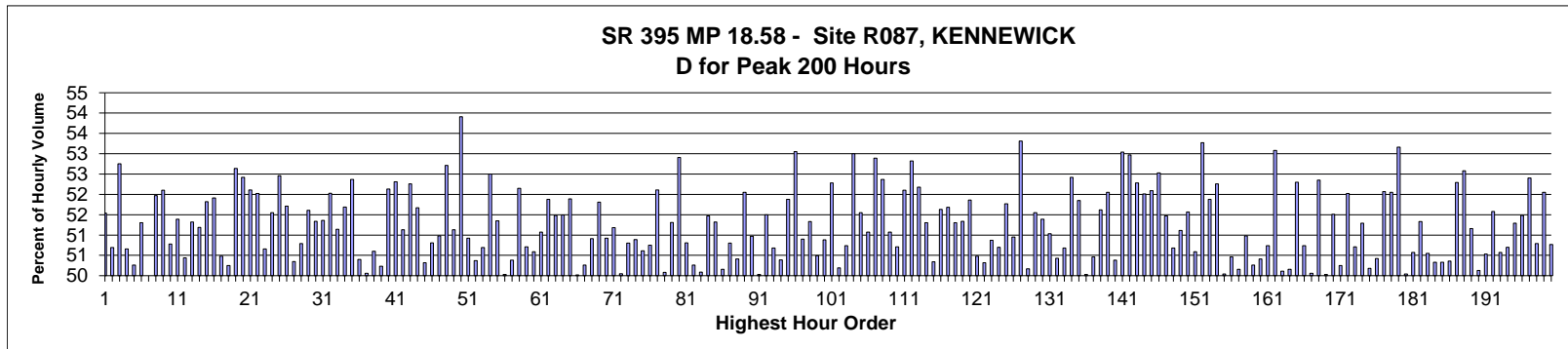
MO	DY	YR	DAY OF WK	HR	HR VOL	PERCENT OF AADT	HOUR NUMBER	AADT	EAST VOLUME	WEST VOLUME	PERCENT EAST IS OF TOTAL VOLUME	PERCENT WEST IS OF TOTAL VOLUME
9	16	2016	6	17	2,153	9.92	68	21,708	1,077	1,076	50.02	49.98
7	10	2016	1	16	2,152	9.91	69	21,708	951	1,201	44.19	55.81
9	2	2016	6	15	2,151	9.91	70	21,708	1,070	1,081	49.74	50.26
6	24	2016	6	16	2,148	9.89	71	21,708	1,138	1,010	52.98	47.02
5	27	2016	6	18	2,147	9.89	72	21,708	1,153	994	53.70	46.30
7	17	2016	1	17	2,147	9.89	73	21,708	1,045	1,102	48.67	51.33
5	30	2016	2	16	2,144	9.88	74	21,708	1,007	1,137	46.97	53.03
6	24	2016	6	17	2,143	9.87	75	21,708	1,050	1,093	49.00	51.00
7	8	2016	6	16	2,143	9.87	76	21,708	1,081	1,062	50.44	49.56
8	12	2016	6	17	2,140	9.86	77	21,708	1,096	1,044	51.21	48.79
9	30	2016	6	17	2,139	9.85	78	21,708	1,042	1,097	48.71	51.29
7	15	2016	6	18	2,138	9.85	79	21,708	1,104	1,034	51.64	48.36
8	5	2016	6	14	2,136	9.84	80	21,708	1,161	975	54.35	45.65
10	7	2016	6	17	2,136	9.84	81	21,708	1,117	1,019	52.29	47.71
8	26	2016	6	16	2,134	9.83	82	21,708	1,066	1,068	49.95	50.05
11	26	2016	7	15	2,134	9.83	83	21,708	1,104	1,030	51.73	48.27
11	27	2016	1	12	2,134	9.83	84	21,708	1,021	1,113	47.84	52.16
6	17	2016	6	14	2,132	9.82	85	21,708	1,142	990	53.56	46.44
6	26	2016	1	13	2,127	9.80	86	21,708	1,015	1,112	47.72	52.28
7	10	2016	1	14	2,123	9.78	87	21,708	982	1,141	46.26	53.74
7	22	2016	6	14	2,123	9.78	88	21,708	1,075	1,048	50.64	49.36
8	28	2016	1	14	2,120	9.77	89	21,708	1,001	1,119	47.22	52.78
8	12	2016	6	14	2,112	9.73	90	21,708	1,078	1,034	51.04	48.96
9	23	2016	6	16	2,112	9.73	91	21,708	1,044	1,068	49.43	50.57
8	12	2016	6	15	2,107	9.71	92	21,708	1,117	990	53.01	46.99
5	30	2016	2	17	2,106	9.70	93	21,708	941	1,165	44.68	55.32
9	1	2016	5	17	2,103	9.69	94	21,708	977	1,126	46.46	53.54
7	22	2016	6	18	2,102	9.68	95	21,708	1,099	1,003	52.28	47.72
7	14	2016	5	17	2,101	9.68	96	21,708	955	1,146	45.45	54.55
7	17	2016	1	13	2,101	9.68	97	21,708	980	1,121	46.64	53.36
9	16	2016	6	16	2,101	9.68	98	21,708	1,038	1,063	49.41	50.59
7	29	2016	6	15	2,099	9.67	99	21,708	1,080	1,019	51.45	48.55
11	27	2016	1	17	2,098	9.66	100	21,708	955	1,143	45.52	54.48
6	12	2016	1	16	2,096	9.66	101	21,708	1,057	1,039	50.43	49.57
8	25	2016	5	17	2,096	9.66	102	21,708	937	1,159	44.70	55.30
9	30	2016	6	18	2,095	9.65	103	21,708	1,059	1,036	50.55	49.45
9	2	2016	6	14	2,093	9.64	104	21,708	1,047	1,046	50.02	49.98
8	14	2016	1	16	2,092	9.64	105	21,708	1,027	1,065	49.09	50.91
5	30	2016	2	14	2,090	9.63	106	21,708	971	1,119	46.46	53.54
6	12	2016	1	15	2,090	9.63	107	21,708	1,090	1,000	52.15	47.85
8	5	2016	6	13	2,084	9.60	108	21,708	1,055	1,029	50.62	49.38
8	26	2016	6	18	2,084	9.60	109	21,708	1,048	1,036	50.29	49.71
7	29	2016	6	13	2,083	9.60	110	21,708	1,058	1,025	50.79	49.21
8	5	2016	6	15	2,082	9.59	111	21,708	1,048	1,034	50.34	49.66
7	28	2016	5	17	2,078	9.57	112	21,708	972	1,106	46.78	53.22
7	24	2016	1	13	2,073	9.55	113	21,708	977	1,096	47.13	52.87
7	5	2016	3	18	2,072	9.54	114	21,708	992	1,080	47.88	52.12
9	30	2016	6	16	2,071	9.54	115	21,708	1,052	1,019	50.80	49.20
7	31	2016	1	17	2,070	9.54	116	21,708	1,031	1,039	49.81	50.19
8	22	2016	2	17	2,070	9.54	117	21,708	983	1,087	47.49	52.51
6	16	2016	5	17	2,069	9.53	118	21,708	948	1,121	45.82	54.18

MO	DY	YR	DAY OF WK	HR	HR VOL	PERCENT OF AADT	HOUR NUMBER	AADT	EAST VOLUME	WEST VOLUME	PERCENT EAST IS OF TOTAL VOLUME	PERCENT WEST IS OF TOTAL VOLUME
6	16	2016	5	18	2,069	9.53	119	21,708	1,027	1,042	49.64	50.36
5	6	2016	6	17	2,067	9.52	120	21,708	1,026	1,041	49.64	50.36
8	11	2016	5	17	2,067	9.52	121	21,708	983	1,084	47.56	52.44
11	23	2016	4	12	2,067	9.52	122	21,708	1,051	1,016	50.85	49.15
7	17	2016	1	12	2,065	9.51	123	21,708	994	1,071	48.14	51.86
8	4	2016	5	18	2,065	9.51	124	21,708	938	1,127	45.42	54.58
11	26	2016	7	14	2,065	9.51	125	21,708	1,042	1,023	50.46	49.54
7	21	2016	5	17	2,064	9.51	126	21,708	918	1,146	44.48	55.52
8	7	2016	1	17	2,064	9.51	127	21,708	963	1,101	46.66	53.34
7	22	2016	6	13	2,063	9.50	128	21,708	1,042	1,021	50.51	49.49
6	19	2016	1	14	2,059	9.48	129	21,708	969	1,090	47.06	52.94
7	10	2016	1	13	2,058	9.48	130	21,708	947	1,111	46.02	53.98
8	14	2016	1	17	2,058	9.48	131	21,708	1,005	1,053	48.83	51.17
8	7	2016	1	13	2,057	9.48	132	21,708	969	1,088	47.11	52.89
8	11	2016	5	16	2,055	9.47	133	21,708	962	1,093	46.81	53.19
6	24	2016	6	14	2,054	9.46	134	21,708	1,035	1,019	50.39	49.61
8	12	2016	6	18	2,054	9.46	135	21,708	1,048	1,006	51.02	48.98
6	17	2016	6	18	2,053	9.46	136	21,708	1,040	1,013	50.66	49.34
10	7	2016	6	15	2,052	9.45	137	21,708	1,108	944	54.00	46.00
8	28	2016	1	15	2,051	9.45	138	21,708	1,016	1,035	49.54	50.46
10	7	2016	6	16	2,050	9.44	139	21,708	1,062	988	51.80	48.20
9	9	2016	6	17	2,047	9.43	140	21,708	1,014	1,033	49.54	50.46
6	17	2016	6	15	2,046	9.43	141	21,708	1,042	1,004	50.93	49.07
6	24	2016	6	15	2,046	9.43	142	21,708	1,052	994	51.42	48.58
8	1	2016	2	17	2,046	9.43	143	21,708	959	1,087	46.87	53.13
8	5	2016	6	18	2,046	9.43	144	21,708	1,051	995	51.37	48.63
6	19	2016	1	15	2,045	9.42	145	21,708	997	1,048	48.75	51.25
7	8	2016	6	15	2,044	9.42	146	21,708	1,062	982	51.96	48.04
8	8	2016	2	16	2,043	9.41	147	21,708	1,034	1,009	50.61	49.39
3	25	2016	6	17	2,041	9.40	148	21,708	1,049	992	51.40	48.60
6	26	2016	1	17	2,041	9.40	149	21,708	977	1,064	47.87	52.13
7	21	2016	5	15	2,041	9.40	150	21,708	1,031	1,010	50.51	49.49
8	15	2016	2	17	2,041	9.40	151	21,708	927	1,114	45.42	54.58
9	2	2016	6	13	2,041	9.40	152	21,708	970	1,071	47.53	52.47
7	1	2016	6	12	2,038	9.39	153	21,708	1,045	993	51.28	48.72
7	7	2016	5	17	2,035	9.37	154	21,708	951	1,084	46.73	53.27
8	18	2016	5	15	2,035	9.37	155	21,708	1,080	955	53.07	46.93
7	21	2016	5	18	2,034	9.37	156	21,708	967	1,067	47.54	52.46
10	7	2016	6	14	2,034	9.37	157	21,708	1,058	976	52.02	47.98
7	29	2016	6	14	2,033	9.37	158	21,708	1,101	932	54.16	45.84
3	18	2016	6	18	2,031	9.36	159	21,708	999	1,032	49.19	50.81
7	14	2016	5	18	2,030	9.35	160	21,708	1,016	1,014	50.05	49.95
8	18	2016	5	17	2,030	9.35	161	21,708	938	1,092	46.21	53.79
9	5	2016	2	13	2,030	9.35	162	21,708	1,062	968	52.32	47.68
7	8	2016	6	18	2,029	9.35	163	21,708	1,008	1,021	49.68	50.32
7	12	2016	3	17	2,029	9.35	164	21,708	1,007	1,022	49.63	50.37
8	19	2016	6	18	2,029	9.35	165	21,708	1,003	1,026	49.43	50.57
10	7	2016	6	18	2,029	9.35	166	21,708	1,069	960	52.69	47.31
5	27	2016	6	14	2,028	9.34	167	21,708	1,039	989	51.23	48.77
6	10	2016	6	14	2,027	9.34	168	21,708	1,036	991	51.11	48.89
7	24	2016	1	15	2,027	9.34	169	21,708	1,053	974	51.95	48.05

MO	DY	YR	DAY OF WK	HR	HR VOL	PERCENT OF AADT	HOUR NUMBER	AADT	EAST VOLUME	WEST VOLUME	PERCENT EAST IS OF TOTAL VOLUME	PERCENT WEST IS OF TOTAL VOLUME
8	28	2016	1	16	2,025	9.33	170	21,708	1,022	1,003	50.47	49.53
8	8	2016	2	17	2,023	9.32	171	21,708	976	1,047	48.25	51.75
2	12	2016	6	17	2,020	9.31	172	21,708	1,083	937	53.61	46.39
11	18	2016	6	17	2,020	9.31	173	21,708	1,031	989	51.04	48.96
5	20	2016	6	17	2,019	9.30	174	21,708	1,053	966	52.15	47.85
10	21	2016	6	17	2,018	9.30	175	21,708	980	1,038	48.56	51.44
7	28	2016	5	16	2,016	9.29	176	21,708	945	1,071	46.88	53.13
8	14	2016	1	12	2,014	9.28	177	21,708	1,012	1,002	50.25	49.75
7	21	2016	5	16	2,013	9.27	178	21,708	980	1,033	48.68	51.32
7	2	2016	7	12	2,012	9.27	179	21,708	968	1,044	48.11	51.89
7	24	2016	1	17	2,010	9.26	180	21,708	1,078	932	53.63	46.37
11	23	2016	4	18	2,009	9.25	181	21,708	979	1,030	48.73	51.27
3	18	2016	6	17	2,008	9.25	182	21,708	994	1,014	49.50	50.50
6	19	2016	1	16	2,008	9.25	183	21,708	1,005	1,003	50.05	49.95
7	1	2016	6	11	2,007	9.25	184	21,708	1,011	996	50.37	49.63
9	9	2016	6	16	2,007	9.25	185	21,708	1,045	962	52.07	47.93
9	15	2016	5	18	2,007	9.25	186	21,708	916	1,091	45.64	54.36
11	4	2016	6	17	2,007	9.25	187	21,708	990	1,017	49.33	50.67
9	1	2016	5	16	2,006	9.24	188	21,708	1,018	988	50.75	49.25
7	15	2016	6	14	2,003	9.23	189	21,708	1,044	959	52.12	47.88
6	26	2016	1	16	2,002	9.22	190	21,708	925	1,077	46.20	53.80
11	22	2016	3	16	2,000	9.21	191	21,708	1,030	970	51.50	48.50
12	26	2016	2	14	2,000	9.21	192	21,708	986	1,014	49.30	50.70
6	10	2016	6	13	1,998	9.20	193	21,708	984	1,014	49.25	50.75
5	30	2016	2	13	1,997	9.20	194	21,708	927	1,070	46.42	53.58
7	2	2016	7	13	1,997	9.20	195	21,708	937	1,060	46.92	53.08
8	11	2016	5	18	1,996	9.19	196	21,708	982	1,014	49.20	50.80
8	19	2016	6	13	1,996	9.19	197	21,708	1,035	961	51.85	48.15
8	22	2016	2	18	1,996	9.19	198	21,708	931	1,065	46.64	53.36
8	1	2016	2	14	1,994	9.19	199	21,708	1,002	992	50.25	49.75
9	5	2016	2	18	1,994	9.19	200	21,708	1,003	991	50.30	49.70



**AADT= 64,064      K 30 FACTOR= 9.23      K 100 FACTOR= 8.99      K 200 FACTOR= 8.77      D 30 FACTOR= 51.34**



MO	DY	YR	DAY OF WK	HR	HR VOL	PERCENT OF AADT	HOUR NUMBER	AADT	NORTH VOLUME	SOUTH VOLUME	PERCENT NORTH IS OF TOTAL VOLUME	PERCENT SOUTH IS OF TOTAL VOLUME
5	6	2016	6	17	6,160	9.62	1	64,064	2,985	3,175	48.46	51.54
4	29	2016	6	17	6,149	9.60	2	64,064	3,032	3,117	49.31	50.69
2	19	2016	6	16	6,138	9.58	3	64,064	3,238	2,900	52.75	47.25
4	15	2016	6	17	6,091	9.51	4	64,064	3,005	3,086	49.34	50.66
10	21	2016	6	17	6,064	9.47	5	64,064	3,016	3,048	49.74	50.26
10	7	2016	6	17	6,058	9.46	6	64,064	2,950	3,108	48.70	51.30
6	16	2016	5	18	6,054	9.45	7	64,064	3,027	3,027	50.00	50.00
3	25	2016	6	17	6,050	9.44	8	64,064	2,906	3,144	48.03	51.97
2	12	2016	6	17	6,048	9.44	9	64,064	2,897	3,151	47.90	52.10
5	6	2016	6	16	6,042	9.43	10	64,064	2,974	3,068	49.22	50.78
2	19	2016	6	17	6,032	9.42	11	64,064	2,932	3,100	48.61	51.39
11	18	2016	6	17	6,031	9.41	12	64,064	2,989	3,042	49.56	50.44
4	22	2016	6	17	6,013	9.39	13	64,064	2,927	3,086	48.68	51.32
2	12	2016	6	16	6,011	9.38	14	64,064	2,934	3,077	48.81	51.19
6	17	2016	6	17	6,007	9.38	15	64,064	2,894	3,113	48.18	51.82
11	22	2016	3	17	6,001	9.37	16	64,064	2,886	3,115	48.09	51.91

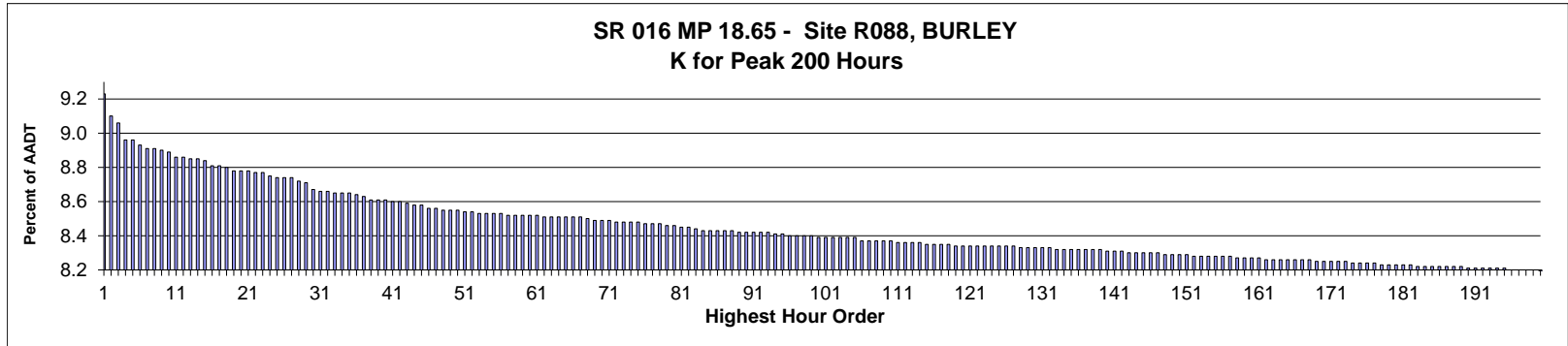
MO	DY	YR	DAY OF WK	HR	HR VOL	PERCENT OF AADT	HOUR NUMBER	AADT	NORTH VOLUME	SOUTH VOLUME	PERCENT NORTH IS OF TOTAL VOLUME	PERCENT SOUTH IS OF TOTAL VOLUME
11	4	2016	6	16	5,998	9.36	17	64,064	2,970	3,028	49.52	50.48
9	2	2016	6	17	5,974	9.33	18	64,064	2,972	3,002	49.75	50.25
3	11	2016	6	17	5,946	9.28	19	64,064	2,816	3,130	47.36	52.64
5	5	2016	5	17	5,946	9.28	20	64,064	2,829	3,117	47.58	52.42
4	29	2016	6	18	5,935	9.26	21	64,064	2,842	3,093	47.89	52.11
4	20	2016	4	17	5,926	9.25	22	64,064	2,843	3,083	47.98	52.02
2	5	2016	6	17	5,924	9.25	23	64,064	2,923	3,001	49.34	50.66
9	16	2016	6	17	5,924	9.25	24	64,064	2,870	3,054	48.45	51.55
3	4	2016	6	17	5,921	9.24	25	64,064	2,815	3,106	47.54	52.46
3	4	2016	6	18	5,921	9.24	26	64,064	2,859	3,062	48.29	51.71
3	25	2016	6	16	5,917	9.24	27	64,064	2,938	2,979	49.65	50.35
11	18	2016	6	16	5,917	9.24	28	64,064	2,912	3,005	49.21	50.79
6	10	2016	6	17	5,916	9.23	29	64,064	2,863	3,053	48.39	51.61
6	17	2016	6	16	5,913	9.23	30	64,064	2,877	3,036	48.66	51.34
10	28	2016	6	17	5,907	9.22	31	64,064	2,873	3,034	48.64	51.36
11	16	2016	4	17	5,904	9.22	32	64,064	2,832	3,072	47.97	52.03
9	2	2016	6	16	5,903	9.21	33	64,064	2,884	3,019	48.86	51.14
9	23	2016	6	17	5,889	9.19	34	64,064	2,845	3,044	48.31	51.69
1	15	2016	6	17	5,883	9.18	35	64,064	2,802	3,081	47.63	52.37
6	10	2016	6	16	5,883	9.18	36	64,064	2,918	2,965	49.60	50.40
11	23	2016	4	16	5,883	9.18	37	64,064	2,945	2,938	50.06	49.94
9	30	2016	6	16	5,879	9.18	38	64,064	2,904	2,975	49.40	50.60
10	28	2016	6	16	5,879	9.18	39	64,064	2,953	2,926	50.23	49.77
9	20	2016	3	18	5,878	9.18	40	64,064	3,064	2,814	52.13	47.87
8	26	2016	6	17	5,873	9.17	41	64,064	2,801	3,072	47.69	52.31
11	17	2016	5	17	5,866	9.16	42	64,064	2,867	2,999	48.87	51.13
6	16	2016	5	17	5,865	9.15	43	64,064	2,800	3,065	47.74	52.26
4	15	2016	6	18	5,853	9.14	44	64,064	2,829	3,024	48.33	51.67
11	23	2016	4	17	5,851	9.13	45	64,064	2,944	2,907	50.32	49.68
8	4	2016	5	18	5,849	9.13	46	64,064	2,972	2,877	50.81	49.19
5	10	2016	3	18	5,842	9.12	47	64,064	2,864	2,978	49.02	50.98
5	10	2016	3	17	5,841	9.12	48	64,064	2,762	3,079	47.29	52.71
7	5	2016	3	18	5,840	9.12	49	64,064	2,986	2,854	51.13	48.87
5	16	2016	2	18	5,837	9.11	50	64,064	2,690	3,147	46.09	53.91
6	3	2016	6	16	5,837	9.11	51	64,064	2,865	2,972	49.08	50.92
11	10	2016	5	17	5,833	9.10	52	64,064	2,895	2,938	49.63	50.37
4	15	2016	6	16	5,826	9.09	53	64,064	2,953	2,873	50.69	49.31
4	28	2016	5	18	5,825	9.09	54	64,064	3,058	2,767	52.50	47.50
5	27	2016	6	16	5,825	9.09	55	64,064	2,991	2,834	51.35	48.65
4	29	2016	6	16	5,824	9.09	56	64,064	2,910	2,914	49.97	50.03
9	9	2016	6	17	5,824	9.09	57	64,064	2,890	2,934	49.62	50.38
4	25	2016	2	17	5,822	9.09	58	64,064	2,786	3,036	47.85	52.15
3	10	2016	5	18	5,821	9.09	59	64,064	2,952	2,869	50.71	49.29
6	10	2016	6	18	5,819	9.08	60	64,064	2,875	2,944	49.41	50.59
12	2	2016	6	17	5,818	9.08	61	64,064	2,847	2,971	48.93	51.07
11	4	2016	6	17	5,817	9.08	62	64,064	2,799	3,018	48.12	51.88
2	26	2016	6	17	5,814	9.08	63	64,064	2,821	2,993	48.52	51.48
2	25	2016	5	17	5,811	9.07	64	64,064	2,819	2,992	48.51	51.49
11	21	2016	2	17	5,803	9.06	65	64,064	2,792	3,011	48.11	51.89
7	14	2016	5	18	5,802	9.06	66	64,064	2,902	2,900	50.02	49.98
10	7	2016	6	18	5,798	9.05	67	64,064	2,884	2,914	49.74	50.26



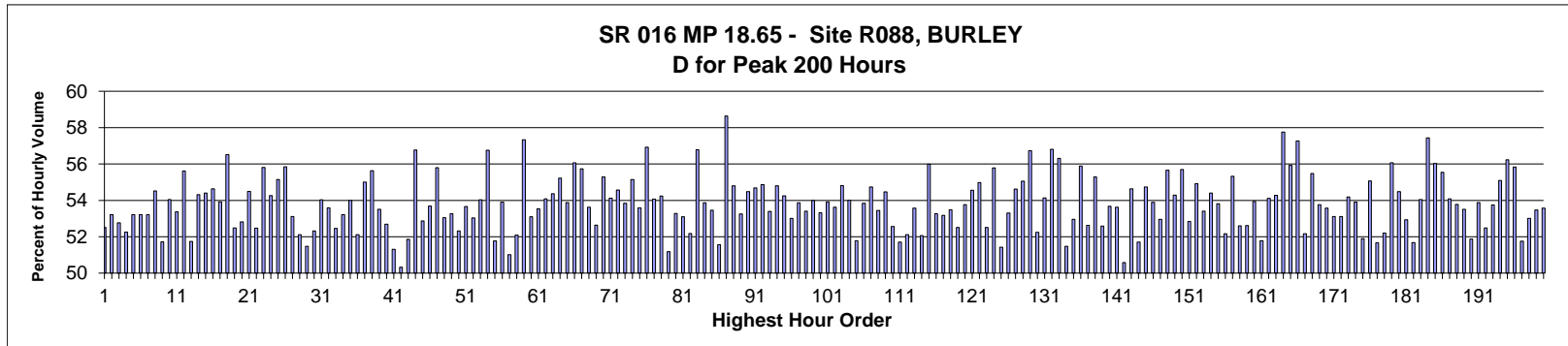
MO	DY	YR	DAY OF WK	HR	HR VOL	PERCENT OF AADT	HOUR NUMBER	AADT	NORTH VOLUME	SOUTH VOLUME	PERCENT NORTH IS OF TOTAL VOLUME	PERCENT SOUTH IS OF TOTAL VOLUME
11	8	2016	3	17	5,797	9.05	68	64,064	2,846	2,951	49.09	50.91
7	22	2016	6	18	5,796	9.05	69	64,064	3,003	2,793	51.81	48.19
7	8	2016	6	17	5,791	9.04	70	64,064	2,842	2,949	49.08	50.92
3	18	2016	6	17	5,789	9.04	71	64,064	2,826	2,963	48.82	51.18
7	22	2016	6	17	5,788	9.03	72	64,064	2,897	2,891	50.05	49.95
10	14	2016	6	16	5,786	9.03	73	64,064	2,939	2,847	50.80	49.20
8	12	2016	6	17	5,785	9.03	74	64,064	2,841	2,944	49.11	50.89
9	16	2016	6	16	5,784	9.03	75	64,064	2,927	2,857	50.61	49.39
12	2	2016	6	16	5,783	9.03	76	64,064	2,848	2,935	49.25	50.75
1	29	2016	6	17	5,782	9.03	77	64,064	2,769	3,013	47.89	52.11
5	27	2016	6	17	5,781	9.02	78	64,064	2,895	2,886	50.08	49.92
9	9	2016	6	18	5,781	9.02	79	64,064	2,815	2,966	48.69	51.31
5	31	2016	3	17	5,780	9.02	80	64,064	2,722	3,058	47.09	52.91
9	1	2016	5	18	5,780	9.02	81	64,064	2,937	2,843	50.81	49.19
4	21	2016	5	18	5,778	9.02	82	64,064	2,874	2,904	49.74	50.26
6	24	2016	6	17	5,778	9.02	83	64,064	2,884	2,894	49.91	50.09
8	26	2016	6	16	5,778	9.02	84	64,064	2,804	2,974	48.53	51.47
10	6	2016	5	17	5,778	9.02	85	64,064	2,813	2,965	48.68	51.32
4	27	2016	4	17	5,777	9.02	86	64,064	2,879	2,898	49.84	50.16
9	20	2016	3	17	5,777	9.02	87	64,064	2,842	2,935	49.20	50.80
5	5	2016	5	18	5,775	9.01	88	64,064	2,864	2,911	49.59	50.41
5	11	2016	4	17	5,775	9.01	89	64,064	2,769	3,006	47.95	52.05
7	15	2016	6	18	5,774	9.01	90	64,064	2,943	2,831	50.97	49.03
5	3	2016	3	18	5,771	9.01	91	64,064	2,887	2,884	50.03	49.97
7	15	2016	6	17	5,771	9.01	92	64,064	2,799	2,972	48.50	51.50
11	22	2016	3	16	5,770	9.01	93	64,064	2,846	2,924	49.32	50.68
3	31	2016	5	18	5,769	9.01	94	64,064	2,907	2,862	50.39	49.61
3	31	2016	5	17	5,767	9.00	95	64,064	2,775	2,992	48.12	51.88
4	18	2016	2	17	5,766	9.00	96	64,064	2,707	3,059	46.95	53.05
11	4	2016	6	18	5,764	9.00	97	64,064	2,830	2,934	49.10	50.90
8	3	2016	4	18	5,759	8.99	98	64,064	2,956	2,803	51.33	48.67
12	22	2016	5	17	5,758	8.99	99	64,064	2,907	2,851	50.49	49.51
3	11	2016	6	18	5,757	8.99	100	64,064	2,828	2,929	49.12	50.88
4	12	2016	3	17	5,754	8.98	101	64,064	2,746	3,008	47.72	52.28
7	21	2016	5	18	5,754	8.98	102	64,064	2,888	2,866	50.19	49.81
5	12	2016	5	18	5,751	8.98	103	64,064	2,833	2,918	49.26	50.74
10	31	2016	2	17	5,751	8.98	104	64,064	2,703	3,048	47.00	53.00
4	21	2016	5	17	5,750	8.98	105	64,064	2,786	2,964	48.45	51.55
6	9	2016	5	17	5,749	8.97	106	64,064	2,813	2,936	48.93	51.07
2	18	2016	5	17	5,748	8.97	107	64,064	2,708	3,040	47.11	52.89
10	3	2016	2	17	5,746	8.97	108	64,064	2,737	3,009	47.63	52.37
10	14	2016	6	17	5,743	8.96	109	64,064	2,810	2,933	48.93	51.07
4	14	2016	5	18	5,742	8.96	110	64,064	2,912	2,830	50.71	49.29
11	29	2016	3	17	5,741	8.96	111	64,064	2,750	2,991	47.90	52.10
12	7	2016	4	17	5,735	8.95	112	64,064	2,706	3,029	47.18	52.82
1	22	2016	6	17	5,734	8.95	113	64,064	2,742	2,992	47.82	52.18
3	22	2016	3	17	5,731	8.95	114	64,064	2,791	2,940	48.70	51.30
6	9	2016	5	18	5,731	8.95	115	64,064	2,885	2,846	50.34	49.66
9	6	2016	3	18	5,731	8.95	116	64,064	2,959	2,772	51.63	48.37
10	7	2016	6	16	5,728	8.94	117	64,064	2,768	2,960	48.32	51.68
4	22	2016	6	16	5,727	8.94	118	64,064	2,789	2,938	48.70	51.30

MO	DY	YR	DAY OF WK	HR	HR VOL	PERCENT OF AADT	HOUR NUMBER	AADT	NORTH VOLUME	SOUTH VOLUME	PERCENT NORTH IS OF TOTAL VOLUME	PERCENT SOUTH IS OF TOTAL VOLUME
12	1	2016	5	17	5,727	8.94	119	64,064	2,787	2,940	48.66	51.34
8	11	2016	5	18	5,723	8.93	120	64,064	2,968	2,755	51.86	48.14
3	11	2016	6	16	5,719	8.93	121	64,064	2,832	2,887	49.52	50.48
7	7	2016	5	18	5,719	8.93	122	64,064	2,841	2,878	49.68	50.32
10	6	2016	5	18	5,717	8.92	123	64,064	2,908	2,809	50.87	49.13
8	4	2016	5	17	5,716	8.92	124	64,064	2,818	2,898	49.30	50.70
10	21	2016	6	16	5,716	8.92	125	64,064	2,757	2,959	48.23	51.77
3	1	2016	3	17	5,713	8.92	126	64,064	2,802	2,911	49.05	50.95
5	26	2016	5	17	5,710	8.91	127	64,064	2,666	3,044	46.69	53.31
9	30	2016	6	18	5,707	8.91	128	64,064	2,863	2,844	50.17	49.83
7	1	2016	6	17	5,705	8.91	129	64,064	2,941	2,764	51.55	48.45
10	19	2016	4	18	5,702	8.90	130	64,064	2,930	2,772	51.39	48.61
8	11	2016	5	17	5,701	8.90	131	64,064	2,792	2,909	48.97	51.03
1	29	2016	6	16	5,699	8.90	132	64,064	2,874	2,825	50.43	49.57
5	6	2016	6	18	5,697	8.89	133	64,064	2,810	2,887	49.32	50.68
9	15	2016	5	17	5,696	8.89	134	64,064	2,710	2,986	47.58	52.42
10	20	2016	5	17	5,693	8.89	135	64,064	2,741	2,952	48.15	51.85
3	16	2016	4	18	5,691	8.88	136	64,064	2,847	2,844	50.03	49.97
3	15	2016	3	18	5,688	8.88	137	64,064	2,818	2,870	49.54	50.46
4	19	2016	3	17	5,688	8.88	138	64,064	2,752	2,936	48.38	51.62
9	8	2016	5	17	5,687	8.88	139	64,064	2,727	2,960	47.95	52.05
11	15	2016	3	17	5,687	8.88	140	64,064	2,822	2,865	49.62	50.38
4	26	2016	3	17	5,686	8.88	141	64,064	2,670	3,016	46.96	53.04
5	3	2016	3	17	5,686	8.88	142	64,064	2,674	3,012	47.03	52.97
11	3	2016	5	17	5,685	8.87	143	64,064	2,713	2,972	47.72	52.28
9	6	2016	3	17	5,684	8.87	144	64,064	2,728	2,956	47.99	52.01
9	1	2016	5	17	5,683	8.87	145	64,064	2,723	2,960	47.91	52.09
4	12	2016	3	18	5,682	8.87	146	64,064	2,985	2,697	52.53	47.47
4	1	2016	6	17	5,681	8.87	147	64,064	2,757	2,924	48.53	51.47
3	17	2016	5	18	5,679	8.86	148	64,064	2,878	2,801	50.68	49.32
4	11	2016	2	17	5,678	8.86	149	64,064	2,776	2,902	48.89	51.11
8	19	2016	6	18	5,678	8.86	150	64,064	2,928	2,750	51.57	48.43
7	1	2016	6	16	5,677	8.86	151	64,064	2,872	2,805	50.59	49.41
2	9	2016	3	17	5,675	8.86	152	64,064	2,652	3,023	46.73	53.27
3	10	2016	5	17	5,675	8.86	153	64,064	2,731	2,944	48.12	51.88
4	13	2016	4	17	5,675	8.86	154	64,064	2,709	2,966	47.74	52.26
3	23	2016	4	18	5,674	8.86	155	64,064	2,839	2,835	50.04	49.96
10	11	2016	3	18	5,674	8.86	156	64,064	2,863	2,811	50.46	49.54
6	1	2016	4	18	5,672	8.85	157	64,064	2,827	2,845	49.84	50.16
11	14	2016	2	17	5,671	8.85	158	64,064	2,780	2,891	49.02	50.98
2	26	2016	6	16	5,669	8.85	159	64,064	2,820	2,849	49.74	50.26
9	8	2016	5	18	5,667	8.85	160	64,064	2,810	2,857	49.59	50.41
7	8	2016	6	18	5,666	8.84	161	64,064	2,875	2,791	50.74	49.26
2	11	2016	5	17	5,665	8.84	162	64,064	2,658	3,007	46.92	53.08
11	10	2016	5	18	5,665	8.84	163	64,064	2,839	2,826	50.11	49.89
8	29	2016	2	17	5,664	8.84	164	64,064	2,823	2,841	49.84	50.16
3	30	2016	4	17	5,663	8.84	165	64,064	2,701	2,962	47.70	52.30
9	15	2016	5	18	5,662	8.84	166	64,064	2,873	2,789	50.74	49.26
8	5	2016	6	17	5,661	8.84	167	64,064	2,834	2,827	50.06	49.94
2	16	2016	3	17	5,660	8.83	168	64,064	2,697	2,963	47.65	52.35
3	21	2016	2	18	5,659	8.83	169	64,064	2,828	2,831	49.97	50.03

MO	DY	YR	DAY OF WK	HR	HR VOL	PERCENT OF AADT	HOUR NUMBER	AADT	NORTH VOLUME	SOUTH VOLUME	PERCENT NORTH IS OF TOTAL VOLUME	PERCENT SOUTH IS OF TOTAL VOLUME
8	25	2016	5	18	5,659	8.83	170	64,064	2,744	2,915	48.49	51.51
10	21	2016	6	18	5,658	8.83	171	64,064	2,815	2,843	49.75	50.25
5	12	2016	5	17	5,657	8.83	172	64,064	2,714	2,943	47.98	52.02
5	13	2016	6	18	5,656	8.83	173	64,064	2,788	2,868	49.29	50.71
6	1	2016	4	17	5,656	8.83	174	64,064	2,755	2,901	48.71	51.29
11	3	2016	5	18	5,656	8.83	175	64,064	2,818	2,838	49.82	50.18
4	13	2016	4	18	5,654	8.83	176	64,064	2,851	2,803	50.42	49.58
6	3	2016	6	17	5,654	8.83	177	64,064	2,710	2,944	47.93	52.07
9	9	2016	6	16	5,654	8.83	178	64,064	2,711	2,943	47.95	52.05
3	3	2016	5	17	5,653	8.82	179	64,064	2,648	3,005	46.84	53.16
3	8	2016	3	18	5,653	8.82	180	64,064	2,824	2,829	49.96	50.04
4	19	2016	3	18	5,653	8.82	181	64,064	2,859	2,794	50.57	49.43
3	17	2016	5	17	5,652	8.82	182	64,064	2,751	2,901	48.67	51.33
10	12	2016	4	17	5,648	8.82	183	64,064	2,793	2,855	49.45	50.55
3	22	2016	3	18	5,647	8.81	184	64,064	2,805	2,842	49.67	50.33
3	24	2016	5	18	5,645	8.81	185	64,064	2,841	2,804	50.33	49.67
8	24	2016	4	18	5,645	8.81	186	64,064	2,843	2,802	50.36	49.64
4	14	2016	5	17	5,640	8.80	187	64,064	2,691	2,949	47.71	52.29
11	1	2016	3	17	5,637	8.80	188	64,064	2,673	2,964	47.42	52.58
9	23	2016	6	18	5,631	8.79	189	64,064	2,750	2,881	48.84	51.16
12	21	2016	4	17	5,629	8.79	190	64,064	2,822	2,807	50.13	49.87
3	4	2016	6	16	5,628	8.78	191	64,064	2,784	2,844	49.47	50.53
9	15	2016	5	16	5,628	8.78	192	64,064	2,725	2,903	48.42	51.58
12	22	2016	5	16	5,628	8.78	193	64,064	2,782	2,846	49.43	50.57
10	27	2016	5	18	5,625	8.78	194	64,064	2,852	2,773	50.70	49.30
8	10	2016	4	18	5,623	8.78	195	64,064	2,884	2,739	51.29	48.71
10	27	2016	5	17	5,622	8.78	196	64,064	2,728	2,894	48.52	51.48
11	30	2016	4	17	5,622	8.78	197	64,064	2,676	2,946	47.60	52.40
7	11	2016	2	17	5,619	8.77	198	64,064	2,765	2,854	49.21	50.79
3	2	2016	4	17	5,618	8.77	199	64,064	2,694	2,924	47.95	52.05
11	7	2016	2	17	5,618	8.77	200	64,064	2,766	2,852	49.23	50.77



AADT= 51,633      K 30 FACTOR= 8.67      K 100 FACTOR= 8.39      K 200 FACTOR= 8.19      D 30 FACTOR= 52.32



MO	DY	YR	DAY OF WK	HR	HR VOL	PERCENT OF AADT	HOUR NUMBER	AADT	EAST VOLUME	WEST VOLUME	PERCENT EAST IS OF TOTAL VOLUME	PERCENT WEST IS OF TOTAL VOLUME
7	15	2016	6	17	4,767	9.23	1	51,633	2,264	2,503	47.49	52.51
6	3	2016	6	17	4,700	9.10	2	51,633	2,199	2,501	46.79	53.21
4	15	2016	6	17	4,679	9.06	3	51,633	2,210	2,469	47.23	52.77
9	16	2016	6	17	4,627	8.96	4	51,633	2,209	2,418	47.74	52.26
5	13	2016	6	17	4,626	8.96	5	51,633	2,164	2,462	46.78	53.22
7	7	2016	5	17	4,610	8.93	6	51,633	2,157	2,453	46.79	53.21
5	20	2016	6	17	4,601	8.91	7	51,633	2,153	2,448	46.79	53.21
9	30	2016	6	17	4,598	8.91	8	51,633	2,091	2,507	45.48	54.52
6	14	2016	3	18	4,596	8.90	9	51,633	2,377	2,219	51.72	48.28
8	4	2016	5	17	4,589	8.89	10	51,633	2,109	2,480	45.96	54.04
7	8	2016	6	17	4,576	8.86	11	51,633	2,134	2,442	46.63	53.37
5	6	2016	6	18	4,574	8.86	12	51,633	2,030	2,544	44.38	55.62
7	15	2016	6	18	4,570	8.85	13	51,633	2,205	2,365	48.25	51.75
7	22	2016	6	17	4,568	8.85	14	51,633	2,087	2,481	45.69	54.31
10	7	2016	6	17	4,565	8.84	15	51,633	2,081	2,484	45.59	54.41
9	2	2016	6	17	4,551	8.81	16	51,633	2,065	2,486	45.37	54.63

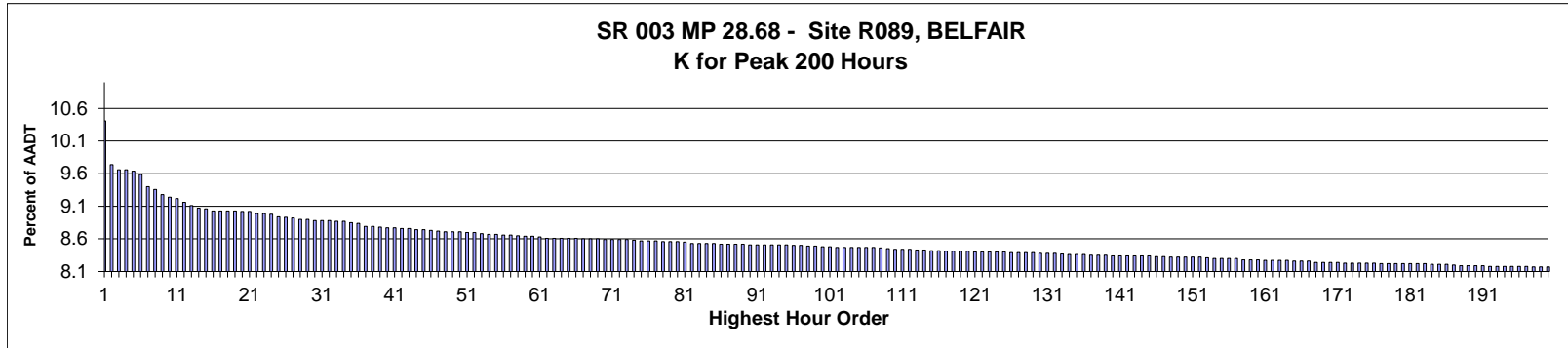
MO	DY	YR	DAY OF WK	HR	HR VOL	PERCENT OF AADT	HOUR NUMBER	AADT	EAST VOLUME	WEST VOLUME	PERCENT EAST IS OF TOTAL VOLUME	PERCENT WEST IS OF TOTAL VOLUME
4	29	2016	6	17	4,549	8.81	17	51,633	2,096	2,453	46.08	53.92
8	12	2016	6	17	4,546	8.80	18	51,633	1,977	2,569	43.49	56.51
7	21	2016	5	17	4,533	8.78	19	51,633	2,154	2,379	47.52	52.48
5	26	2016	5	17	4,532	8.78	20	51,633	2,138	2,394	47.18	52.82
6	24	2016	6	17	4,531	8.78	21	51,633	2,062	2,469	45.51	54.49
5	6	2016	6	17	4,530	8.77	22	51,633	2,153	2,377	47.53	52.47
7	1	2016	6	17	4,526	8.77	23	51,633	2,000	2,526	44.19	55.81
7	29	2016	6	18	4,519	8.75	24	51,633	2,067	2,452	45.74	54.26
5	27	2016	6	17	4,514	8.74	25	51,633	2,025	2,489	44.86	55.14
8	5	2016	6	17	4,514	8.74	26	51,633	1,993	2,521	44.15	55.85
11	18	2016	6	17	4,511	8.74	27	51,633	2,115	2,396	46.89	53.11
9	16	2016	6	16	4,502	8.72	28	51,633	2,156	2,346	47.89	52.11
5	18	2016	4	17	4,497	8.71	29	51,633	2,182	2,315	48.52	51.48
6	30	2016	5	17	4,474	8.67	30	51,633	2,133	2,341	47.68	52.32
6	30	2016	5	18	4,470	8.66	31	51,633	2,055	2,415	45.97	54.03
10	12	2016	4	17	4,470	8.66	32	51,633	2,075	2,395	46.42	53.58
11	4	2016	6	17	4,468	8.65	33	51,633	2,124	2,344	47.54	52.46
8	11	2016	5	17	4,465	8.65	34	51,633	2,089	2,376	46.79	53.21
7	14	2016	5	17	4,464	8.65	35	51,633	2,054	2,410	46.01	53.99
9	23	2016	6	17	4,460	8.64	36	51,633	2,136	2,324	47.89	52.11
8	12	2016	6	18	4,457	8.63	37	51,633	2,005	2,452	44.99	55.01
5	26	2016	5	18	4,447	8.61	38	51,633	1,973	2,474	44.37	55.63
8	17	2016	4	17	4,446	8.61	39	51,633	2,067	2,379	46.49	53.51
6	10	2016	6	17	4,445	8.61	40	51,633	2,103	2,342	47.31	52.69
5	12	2016	5	17	4,440	8.60	41	51,633	2,162	2,278	48.69	51.31
6	16	2016	5	17	4,439	8.60	42	51,633	2,234	2,205	50.33	49.67
12	22	2016	5	17	4,433	8.59	43	51,633	2,134	2,299	48.14	51.86
8	26	2016	6	17	4,432	8.58	44	51,633	1,916	2,516	43.23	56.77
9	9	2016	6	17	4,428	8.58	45	51,633	2,087	2,341	47.13	52.87
5	20	2016	6	18	4,422	8.56	46	51,633	2,048	2,374	46.31	53.69
9	2	2016	6	16	4,419	8.56	47	51,633	1,953	2,466	44.20	55.80
6	2	2016	5	18	4,417	8.55	48	51,633	2,074	2,343	46.95	53.05
8	25	2016	5	17	4,414	8.55	49	51,633	2,063	2,351	46.74	53.26
8	19	2016	6	17	4,413	8.55	50	51,633	2,104	2,309	47.68	52.32
7	27	2016	4	17	4,411	8.54	51	51,633	2,044	2,367	46.34	53.66
5	4	2016	4	17	4,409	8.54	52	51,633	2,071	2,338	46.97	53.03
6	22	2016	4	17	4,403	8.53	53	51,633	2,024	2,379	45.97	54.03
7	21	2016	5	18	4,403	8.53	54	51,633	1,904	2,499	43.24	56.76
6	2	2016	5	17	4,402	8.53	55	51,633	2,123	2,279	48.23	51.77
11	18	2016	6	16	4,402	8.53	56	51,633	2,029	2,373	46.09	53.91
7	5	2016	3	17	4,398	8.52	57	51,633	2,154	2,244	48.98	51.02
9	29	2016	5	17	4,398	8.52	58	51,633	2,107	2,291	47.91	52.09
7	29	2016	6	17	4,397	8.52	59	51,633	1,876	2,521	42.67	57.33
9	22	2016	5	17	4,397	8.52	60	51,633	2,062	2,335	46.90	53.10
10	28	2016	6	17	4,397	8.52	61	51,633	2,043	2,354	46.46	53.54
8	16	2016	3	17	4,396	8.51	62	51,633	2,018	2,378	45.91	54.09
11	10	2016	5	17	4,395	8.51	63	51,633	2,006	2,389	45.64	54.36
7	29	2016	6	16	4,393	8.51	64	51,633	1,967	2,426	44.78	55.22
8	3	2016	4	17	4,393	8.51	65	51,633	2,026	2,367	46.12	53.88
11	4	2016	6	18	4,393	8.51	66	51,633	1,930	2,463	43.93	56.07
7	1	2016	6	15	4,392	8.51	67	51,633	1,944	2,448	44.26	55.74

MO	DY	YR	DAY OF WK	HR	HR VOL	PERCENT OF AADT	HOUR NUMBER	AADT	EAST VOLUME	WEST VOLUME	PERCENT EAST IS OF TOTAL VOLUME	PERCENT WEST IS OF TOTAL VOLUME
9	16	2016	6	18	4,390	8.50	68	51,633	2,036	2,354	46.38	53.62
5	25	2016	4	17	4,386	8.49	69	51,633	2,077	2,309	47.36	52.64
8	5	2016	6	16	4,386	8.49	70	51,633	1,961	2,425	44.71	55.29
10	27	2016	5	17	4,385	8.49	71	51,633	2,012	2,373	45.88	54.12
4	1	2016	6	17	4,380	8.48	72	51,633	1,990	2,390	45.43	54.57
11	29	2016	3	17	4,378	8.48	73	51,633	2,021	2,357	46.16	53.84
6	3	2016	6	18	4,376	8.48	74	51,633	1,963	2,413	44.86	55.14
8	10	2016	4	17	4,376	8.48	75	51,633	2,031	2,345	46.41	53.59
7	22	2016	6	18	4,373	8.47	76	51,633	1,884	2,489	43.08	56.92
6	10	2016	6	18	4,372	8.47	77	51,633	2,008	2,364	45.93	54.07
8	11	2016	5	18	4,371	8.47	78	51,633	2,000	2,371	45.76	54.24
6	16	2016	5	18	4,367	8.46	79	51,633	2,132	2,235	48.82	51.18
9	9	2016	6	18	4,366	8.46	80	51,633	2,040	2,326	46.72	53.28
9	21	2016	4	17	4,365	8.45	81	51,633	2,047	2,318	46.90	53.10
6	14	2016	3	17	4,364	8.45	82	51,633	2,277	2,087	52.18	47.82
5	27	2016	6	15	4,359	8.44	83	51,633	1,884	2,475	43.22	56.78
7	14	2016	5	18	4,355	8.43	84	51,633	2,009	2,346	46.13	53.87
6	29	2016	4	18	4,353	8.43	85	51,633	2,026	2,327	46.54	53.46
6	15	2016	4	18	4,352	8.43	86	51,633	2,108	2,244	48.44	51.56
7	1	2016	6	18	4,352	8.43	87	51,633	1,800	2,552	41.36	58.64
8	10	2016	4	18	4,352	8.43	88	51,633	1,967	2,385	45.20	54.80
7	22	2016	6	16	4,349	8.42	89	51,633	2,033	2,316	46.75	53.25
7	26	2016	3	17	4,348	8.42	90	51,633	1,979	2,369	45.52	54.48
7	13	2016	4	18	4,347	8.42	91	51,633	1,970	2,377	45.32	54.68
10	12	2016	4	18	4,346	8.42	92	51,633	1,962	2,384	45.14	54.86
6	22	2016	4	18	4,345	8.42	93	51,633	2,025	2,320	46.61	53.39
8	4	2016	5	18	4,343	8.41	94	51,633	1,963	2,380	45.20	54.80
7	20	2016	4	17	4,341	8.41	95	51,633	1,986	2,355	45.75	54.25
10	20	2016	5	17	4,339	8.40	96	51,633	2,039	2,300	46.99	53.01
3	18	2016	6	17	4,336	8.40	97	51,633	2,000	2,336	46.13	53.87
11	17	2016	5	17	4,335	8.40	98	51,633	2,020	2,315	46.60	53.40
12	15	2016	5	17	4,335	8.40	99	51,633	1,994	2,341	46.00	54.00
8	23	2016	3	17	4,334	8.39	100	51,633	2,023	2,311	46.68	53.32
4	8	2016	6	17	4,332	8.39	101	51,633	1,996	2,336	46.08	53.92
9	20	2016	3	17	4,332	8.39	102	51,633	2,009	2,323	46.38	53.62
6	29	2016	4	17	4,331	8.39	103	51,633	1,957	2,374	45.19	54.81
8	26	2016	6	16	4,331	8.39	104	51,633	1,992	2,339	45.99	54.01
1	15	2016	6	17	4,330	8.39	105	51,633	2,088	2,242	48.22	51.78
8	24	2016	4	17	4,324	8.37	106	51,633	1,996	2,328	46.16	53.84
8	24	2016	4	18	4,323	8.37	107	51,633	1,957	2,366	45.27	54.73
7	28	2016	5	17	4,322	8.37	108	51,633	2,012	2,310	46.55	53.45
9	23	2016	6	18	4,322	8.37	109	51,633	1,968	2,354	45.53	54.47
6	8	2016	4	17	4,321	8.37	110	51,633	2,050	2,271	47.44	52.56
1	29	2016	6	17	4,319	8.36	111	51,633	2,086	2,233	48.30	51.70
6	9	2016	5	17	4,319	8.36	112	51,633	2,068	2,251	47.88	52.12
10	6	2016	5	17	4,318	8.36	113	51,633	2,005	2,313	46.43	53.57
6	10	2016	6	16	4,314	8.36	114	51,633	2,068	2,246	47.94	52.06
5	13	2016	6	18	4,313	8.35	115	51,633	1,898	2,415	44.01	55.99
6	15	2016	4	17	4,313	8.35	116	51,633	2,016	2,297	46.74	53.26
5	13	2016	6	16	4,311	8.35	117	51,633	2,019	2,292	46.83	53.17
8	31	2016	4	17	4,310	8.35	118	51,633	2,005	2,305	46.52	53.48

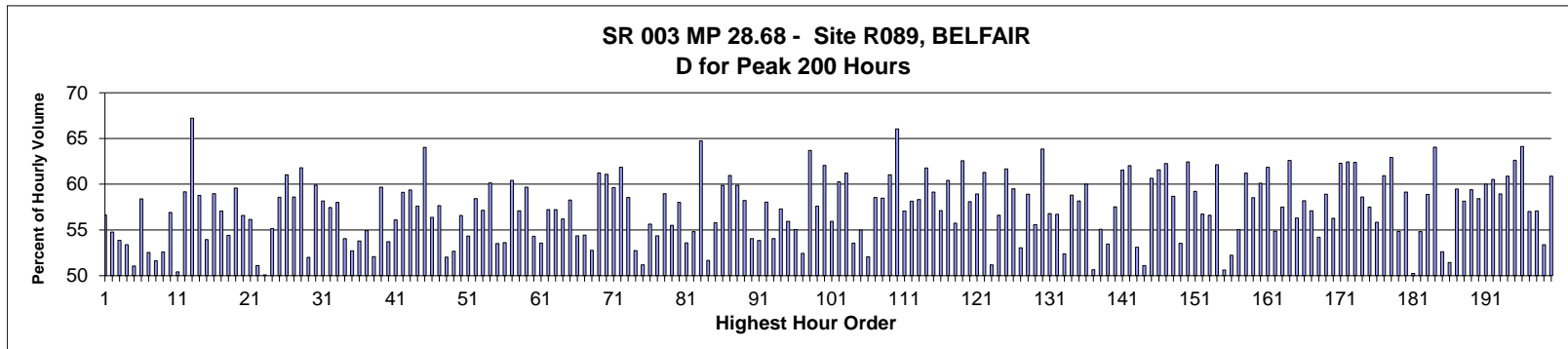
MO	DY	YR	DAY OF WK	HR	HR VOL	PERCENT OF AADT	HOUR NUMBER	AADT	EAST VOLUME	WEST VOLUME	PERCENT EAST IS OF TOTAL VOLUME	PERCENT WEST IS OF TOTAL VOLUME
8	30	2016	3	17	4,308	8.34	119	51,633	2,046	2,262	47.49	52.51
6	24	2016	6	16	4,307	8.34	120	51,633	1,991	2,316	46.23	53.77
8	25	2016	5	18	4,307	8.34	121	51,633	1,957	2,350	45.44	54.56
10	25	2016	3	17	4,307	8.34	122	51,633	1,939	2,368	45.02	54.98
2	12	2016	6	17	4,306	8.34	123	51,633	2,045	2,261	47.49	52.51
6	23	2016	5	18	4,306	8.34	124	51,633	1,904	2,402	44.22	55.78
4	21	2016	5	17	4,305	8.34	125	51,633	2,091	2,214	48.57	51.43
12	21	2016	4	17	4,305	8.34	126	51,633	2,010	2,295	46.69	53.31
4	14	2016	5	17	4,304	8.34	127	51,633	1,953	2,351	45.38	54.62
7	1	2016	6	16	4,303	8.33	128	51,633	1,934	2,369	44.95	55.05
8	31	2016	4	18	4,303	8.33	129	51,633	1,862	2,441	43.27	56.73
11	10	2016	5	18	4,303	8.33	130	51,633	2,055	2,248	47.76	52.24
7	5	2016	3	18	4,301	8.33	131	51,633	1,973	2,328	45.87	54.13
9	28	2016	4	18	4,300	8.33	132	51,633	1,857	2,443	43.19	56.81
8	22	2016	2	18	4,298	8.32	133	51,633	1,878	2,420	43.69	56.31
6	3	2016	6	16	4,297	8.32	134	51,633	2,085	2,212	48.52	51.48
5	20	2016	6	16	4,296	8.32	135	51,633	2,021	2,275	47.04	52.96
10	7	2016	6	18	4,296	8.32	136	51,633	1,895	2,401	44.11	55.89
4	26	2016	3	17	4,295	8.32	137	51,633	2,035	2,260	47.38	52.62
7	20	2016	4	18	4,294	8.32	138	51,633	1,920	2,374	44.71	55.29
12	16	2016	6	17	4,294	8.32	139	51,633	2,036	2,258	47.41	52.59
3	17	2016	5	17	4,293	8.31	140	51,633	1,989	2,304	46.33	53.67
10	7	2016	6	16	4,292	8.31	141	51,633	1,990	2,302	46.37	53.63
6	23	2016	5	17	4,290	8.31	142	51,633	2,120	2,170	49.42	50.58
8	22	2016	2	17	4,288	8.30	143	51,633	1,945	2,343	45.36	54.64
7	6	2016	4	17	4,286	8.30	144	51,633	2,070	2,216	48.30	51.70
7	26	2016	3	18	4,285	8.30	145	51,633	1,940	2,345	45.27	54.73
11	18	2016	6	18	4,285	8.30	146	51,633	1,976	2,309	46.11	53.89
3	24	2016	5	17	4,284	8.30	147	51,633	2,015	2,269	47.04	52.96
3	18	2016	6	18	4,281	8.29	148	51,633	1,898	2,383	44.34	55.66
4	22	2016	6	18	4,281	8.29	149	51,633	1,957	2,324	45.71	54.29
6	28	2016	3	18	4,281	8.29	150	51,633	1,897	2,384	44.31	55.69
9	30	2016	6	16	4,279	8.29	151	51,633	2,018	2,261	47.16	52.84
4	28	2016	5	18	4,276	8.28	152	51,633	1,928	2,348	45.09	54.91
5	11	2016	4	17	4,276	8.28	153	51,633	1,992	2,284	46.59	53.41
8	15	2016	2	17	4,276	8.28	154	51,633	1,950	2,326	45.60	54.40
8	19	2016	6	16	4,276	8.28	155	51,633	1,975	2,301	46.19	53.81
3	25	2016	6	16	4,275	8.28	156	51,633	2,045	2,230	47.84	52.16
9	1	2016	5	18	4,273	8.28	157	51,633	1,909	2,364	44.68	55.32
4	29	2016	6	16	4,272	8.27	158	51,633	2,025	2,247	47.40	52.60
12	1	2016	5	17	4,271	8.27	159	51,633	2,024	2,247	47.39	52.61
6	7	2016	3	18	4,268	8.27	160	51,633	1,966	2,302	46.06	53.94
6	9	2016	5	18	4,268	8.27	161	51,633	2,058	2,210	48.22	51.78
6	21	2016	3	18	4,267	8.26	162	51,633	1,958	2,309	45.89	54.11
7	28	2016	5	18	4,266	8.26	163	51,633	1,951	2,315	45.73	54.27
4	15	2016	6	18	4,265	8.26	164	51,633	1,802	2,463	42.25	57.75
8	5	2016	6	18	4,265	8.26	165	51,633	1,880	2,385	44.08	55.92
8	19	2016	6	18	4,264	8.26	166	51,633	1,822	2,442	42.73	57.27
2	2	2016	3	17	4,263	8.26	167	51,633	2,039	2,224	47.83	52.17
8	16	2016	3	18	4,263	8.26	168	51,633	1,898	2,365	44.52	55.48
8	3	2016	4	18	4,260	8.25	169	51,633	1,970	2,290	46.24	53.76

MO	DY	YR	DAY OF WK	HR	HR VOL	PERCENT OF AADT	HOUR NUMBER	AADT	EAST VOLUME	WEST VOLUME	PERCENT EAST IS OF TOTAL VOLUME	PERCENT WEST IS OF TOTAL VOLUME
12	14	2016	4	17	4,260	8.25	170	51,633	1,978	2,282	46.43	53.57
4	1	2016	6	16	4,259	8.25	171	51,633	1,997	2,262	46.89	53.11
7	19	2016	3	17	4,259	8.25	172	51,633	1,997	2,262	46.89	53.11
9	20	2016	3	18	4,259	8.25	173	51,633	1,951	2,308	45.81	54.19
6	7	2016	3	17	4,257	8.24	174	51,633	1,962	2,295	46.09	53.91
3	4	2016	6	17	4,256	8.24	175	51,633	2,047	2,209	48.10	51.90
9	30	2016	6	18	4,253	8.24	176	51,633	1,911	2,342	44.93	55.07
5	6	2016	6	16	4,252	8.24	177	51,633	2,055	2,197	48.33	51.67
6	18	2016	7	16	4,251	8.23	178	51,633	2,032	2,219	47.80	52.20
8	12	2016	6	16	4,250	8.23	179	51,633	1,867	2,383	43.93	56.07
7	8	2016	6	18	4,249	8.23	180	51,633	1,934	2,315	45.52	54.48
9	23	2016	6	16	4,249	8.23	181	51,633	2,000	2,249	47.07	52.93
10	21	2016	6	17	4,249	8.23	182	51,633	2,053	2,196	48.32	51.68
4	28	2016	5	17	4,246	8.22	183	51,633	1,951	2,295	45.95	54.05
11	11	2016	6	17	4,245	8.22	184	51,633	1,807	2,438	42.57	57.43
4	27	2016	4	18	4,244	8.22	185	51,633	1,866	2,378	43.97	56.03
6	21	2016	3	17	4,244	8.22	186	51,633	1,887	2,357	44.46	55.54
9	6	2016	3	17	4,244	8.22	187	51,633	1,949	2,295	45.92	54.08
8	18	2016	5	17	4,243	8.22	188	51,633	1,961	2,282	46.22	53.78
5	12	2016	5	18	4,242	8.22	189	51,633	1,972	2,270	46.49	53.51
5	5	2016	5	17	4,241	8.21	190	51,633	2,041	2,200	48.13	51.87
8	13	2016	7	12	4,241	8.21	191	51,633	1,956	2,285	46.12	53.88
11	16	2016	4	17	4,241	8.21	192	51,633	2,015	2,226	47.51	52.49
6	28	2016	3	17	4,240	8.21	193	51,633	1,961	2,279	46.25	53.75
5	27	2016	6	16	4,238	8.21	194	51,633	1,903	2,335	44.90	55.10
8	30	2016	3	18	4,238	8.21	195	51,633	1,855	2,383	43.77	56.23
8	17	2016	4	18	4,236	8.20	196	51,633	1,871	2,365	44.17	55.83
2	26	2016	6	17	4,233	8.20	197	51,633	2,042	2,191	48.24	51.76
3	31	2016	5	17	4,233	8.20	198	51,633	1,989	2,244	46.99	53.01
6	13	2016	2	18	4,232	8.20	199	51,633	1,969	2,263	46.53	53.47
9	22	2016	5	18	4,230	8.19	200	51,633	1,964	2,266	46.43	53.57





AADT= 17,588      K 30 FACTOR= 8.88      K 100 FACTOR= 8.48      K 200 FACTOR= 8.17      D 30 FACTOR= 59.90



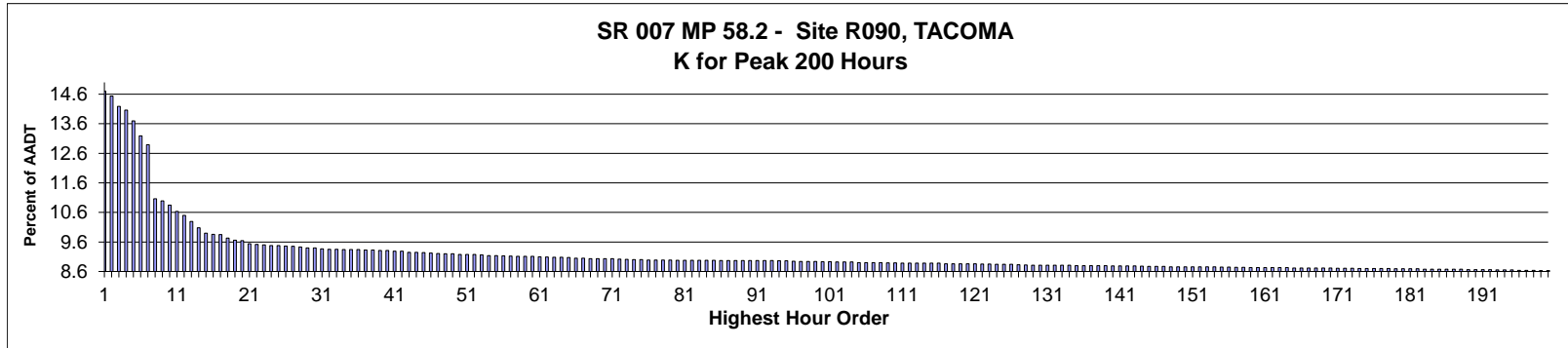
MO	DY	YR	DAY OF WK	HR	HR VOL	PERCENT OF AADT	HOUR NUMBER	AADT	NORTH VOLUME	SOUTH VOLUME	PERCENT NORTH IS OF TOTAL VOLUME	PERCENT SOUTH IS OF TOTAL VOLUME
7	10	2016	1	13	1,831	10.41	1	17,588	794	1,037	43.36	56.64
7	31	2016	1	13	1,713	9.74	2	17,588	938	775	54.76	45.24
7	10	2016	1	12	1,699	9.66	3	17,588	784	915	46.14	53.86
7	30	2016	7	13	1,699	9.66	4	17,588	792	907	46.62	53.38
7	10	2016	1	14	1,696	9.64	5	17,588	866	830	51.06	48.94
7	2	2016	7	12	1,687	9.59	6	17,588	702	985	41.61	58.39
7	10	2016	1	15	1,654	9.40	7	17,588	869	785	52.54	47.46
6	19	2016	1	13	1,647	9.36	8	17,588	850	797	51.61	48.39
6	5	2016	1	13	1,633	9.28	9	17,588	774	859	47.40	52.60
7	29	2016	6	14	1,625	9.24	10	17,588	700	925	43.08	56.92
7	5	2016	3	16	1,622	9.22	11	17,588	804	818	49.57	50.43
7	22	2016	6	16	1,611	9.16	12	17,588	658	953	40.84	59.16
3	1	2016	3	18	1,602	9.11	13	17,588	525	1,077	32.77	67.23
7	29	2016	6	16	1,596	9.07	14	17,588	658	938	41.23	58.77
7	31	2016	1	14	1,594	9.06	15	17,588	860	734	53.95	46.05
6	17	2016	6	15	1,589	9.03	16	17,588	652	937	41.03	58.97

MO	DY	YR	DAY OF WK	HR	HR VOL	PERCENT OF AADT	HOUR NUMBER	AADT	NORTH VOLUME	SOUTH VOLUME	PERCENT NORTH IS OF TOTAL VOLUME	PERCENT SOUTH IS OF TOTAL VOLUME
7	15	2016	6	15	1,589	9.03	17	17,588	682	907	42.92	57.08
6	4	2016	7	12	1,588	9.03	18	17,588	724	864	45.59	54.41
7	5	2016	3	13	1,588	9.03	19	17,588	946	642	59.57	40.43
6	4	2016	7	14	1,587	9.02	20	17,588	689	898	43.42	56.58
7	5	2016	3	14	1,587	9.02	21	17,588	891	696	56.14	43.86
7	23	2016	7	13	1,581	8.99	22	17,588	773	808	48.89	51.11
7	24	2016	1	14	1,581	8.99	23	17,588	792	789	50.09	49.91
6	4	2016	7	13	1,579	8.98	24	17,588	708	871	44.84	55.16
7	1	2016	6	13	1,572	8.94	25	17,588	651	921	41.41	58.59
6	30	2016	5	16	1,571	8.93	26	17,588	612	959	38.96	61.04
7	3	2016	1	13	1,568	8.92	27	17,588	649	919	41.39	58.61
3	18	2016	6	16	1,566	8.90	28	17,588	598	968	38.19	61.81
7	5	2016	3	17	1,565	8.90	29	17,588	814	751	52.01	47.99
7	10	2016	1	16	1,561	8.88	30	17,588	935	626	59.90	40.10
7	20	2016	4	16	1,561	8.88	31	17,588	653	908	41.83	58.17
7	29	2016	6	15	1,561	8.88	32	17,588	664	897	42.54	57.46
7	2	2016	7	15	1,560	8.87	33	17,588	655	905	41.99	58.01
7	8	2016	6	15	1,560	8.87	34	17,588	717	843	45.96	54.04
7	30	2016	7	12	1,557	8.85	35	17,588	736	821	47.27	52.73
7	5	2016	3	15	1,554	8.84	36	17,588	836	718	53.80	46.20
5	7	2016	7	13	1,546	8.79	37	17,588	697	849	45.08	54.92
7	17	2016	1	13	1,546	8.79	38	17,588	805	741	52.07	47.93
7	21	2016	5	16	1,545	8.78	39	17,588	623	922	40.32	59.68
7	16	2016	7	15	1,543	8.77	40	17,588	714	829	46.27	53.73
7	22	2016	6	15	1,542	8.77	41	17,588	677	865	43.90	56.10
4	8	2016	6	16	1,541	8.76	42	17,588	630	911	40.88	59.12
7	20	2016	4	17	1,541	8.76	43	17,588	626	915	40.62	59.38
7	22	2016	6	14	1,538	8.74	44	17,588	652	886	42.39	57.61
5	26	2016	5	16	1,537	8.74	45	17,588	553	984	35.98	64.02
4	1	2016	6	15	1,536	8.73	46	17,588	670	866	43.62	56.38
7	29	2016	6	18	1,533	8.72	47	17,588	649	884	42.34	57.66
6	5	2016	1	12	1,532	8.71	48	17,588	735	797	47.98	52.02
7	23	2016	7	14	1,532	8.71	49	17,588	725	807	47.32	52.68
7	29	2016	6	13	1,532	8.71	50	17,588	665	867	43.41	56.59
7	30	2016	7	16	1,531	8.70	51	17,588	699	832	45.66	54.34
7	31	2016	1	15	1,530	8.70	52	17,588	894	636	58.43	41.57
7	2	2016	7	13	1,526	8.68	53	17,588	654	872	42.86	57.14
7	5	2016	3	12	1,525	8.67	54	17,588	917	608	60.13	39.87
7	24	2016	1	13	1,525	8.67	55	17,588	709	816	46.49	53.51
7	15	2016	6	14	1,524	8.66	56	17,588	707	817	46.39	53.61
6	24	2016	6	16	1,523	8.66	57	17,588	603	920	39.59	60.41
6	24	2016	6	15	1,522	8.65	58	17,588	653	869	42.90	57.10
4	1	2016	6	16	1,520	8.64	59	17,588	613	907	40.33	59.67
7	17	2016	1	14	1,519	8.64	60	17,588	825	694	54.31	45.69
5	8	2016	1	13	1,518	8.63	61	17,588	813	705	53.56	46.44
7	15	2016	6	16	1,515	8.61	62	17,588	648	867	42.77	57.23
7	29	2016	6	17	1,515	8.61	63	17,588	648	867	42.77	57.23
7	17	2016	1	15	1,514	8.61	64	17,588	851	663	56.21	43.79
7	22	2016	6	17	1,514	8.61	65	17,588	632	882	41.74	58.26
7	24	2016	1	15	1,514	8.61	66	17,588	823	691	54.36	45.64
6	4	2016	7	15	1,512	8.60	67	17,588	689	823	45.57	54.43

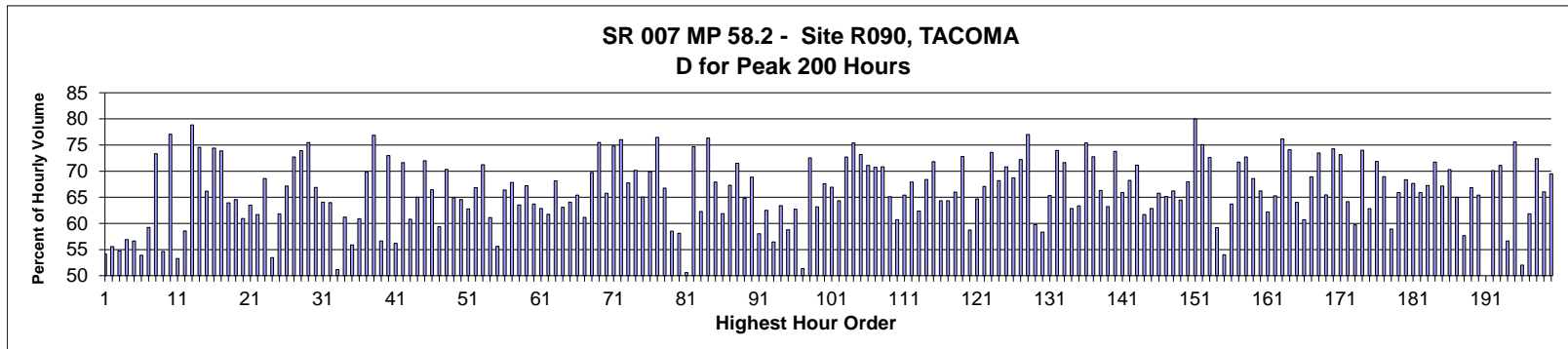
MO	DY	YR	DAY OF WK	HR	HR VOL	PERCENT OF AADT	HOUR NUMBER	AADT	NORTH VOLUME	SOUTH VOLUME	PERCENT NORTH IS OF TOTAL VOLUME	PERCENT SOUTH IS OF TOTAL VOLUME
7	1	2016	6	12	1,512	8.60	68	17,588	714	798	47.22	52.78
7	27	2016	4	16	1,512	8.60	69	17,588	586	926	38.76	61.24
2	26	2016	6	16	1,511	8.59	70	17,588	588	923	38.91	61.09
3	16	2016	4	17	1,511	8.59	71	17,588	610	901	40.37	59.63
3	18	2016	6	17	1,510	8.59	72	17,588	576	934	38.15	61.85
7	8	2016	6	16	1,510	8.59	73	17,588	626	884	41.46	58.54
7	16	2016	7	14	1,509	8.58	74	17,588	713	796	47.25	52.75
7	16	2016	7	13	1,508	8.57	75	17,588	736	772	48.81	51.19
7	30	2016	7	15	1,508	8.57	76	17,588	669	839	44.36	55.64
7	16	2016	7	16	1,507	8.57	77	17,588	688	819	45.65	54.35
5	27	2016	6	15	1,506	8.56	78	17,588	618	888	41.04	58.96
6	25	2016	7	13	1,506	8.56	79	17,588	670	836	44.49	55.51
6	17	2016	6	14	1,505	8.56	80	17,588	632	873	41.99	58.01
5	7	2016	7	12	1,504	8.55	81	17,588	698	806	46.41	53.59
6	17	2016	6	16	1,501	8.53	82	17,588	678	823	45.17	54.83
3	1	2016	3	17	1,500	8.53	83	17,588	529	971	35.27	64.73
6	4	2016	7	11	1,500	8.53	84	17,588	725	775	48.33	51.67
7	16	2016	7	12	1,500	8.53	85	17,588	663	837	44.20	55.80
4	7	2016	5	16	1,498	8.52	86	17,588	601	897	40.12	59.88
7	28	2016	5	16	1,498	8.52	87	17,588	585	913	39.05	60.95
7	28	2016	5	17	1,498	8.52	88	17,588	601	897	40.12	59.88
7	31	2016	1	12	1,498	8.52	89	17,588	872	626	58.21	41.79
6	25	2016	7	14	1,497	8.51	90	17,588	688	809	45.96	54.04
7	4	2016	2	14	1,497	8.51	91	17,588	806	691	53.84	46.16
7	19	2016	3	17	1,497	8.51	92	17,588	628	869	41.95	58.05
7	29	2016	6	12	1,497	8.51	93	17,588	688	809	45.96	54.04
6	30	2016	5	17	1,496	8.51	94	17,588	639	857	42.71	57.29
7	30	2016	7	14	1,496	8.51	95	17,588	659	837	44.05	55.95
6	5	2016	1	14	1,495	8.50	96	17,588	672	823	44.95	55.05
6	26	2016	1	13	1,495	8.50	97	17,588	711	784	47.56	52.44
4	6	2016	4	16	1,493	8.49	98	17,588	542	951	36.30	63.70
4	22	2016	6	15	1,493	8.49	99	17,588	633	860	42.40	57.60
7	25	2016	2	16	1,492	8.48	100	17,588	566	926	37.94	62.06
7	3	2016	1	14	1,491	8.48	101	17,588	657	834	44.06	55.94
4	7	2016	5	17	1,490	8.47	102	17,588	592	898	39.73	60.27
5	30	2016	2	14	1,490	8.47	103	17,588	912	578	61.21	38.79
12	30	2016	6	17	1,490	8.47	104	17,588	692	798	46.44	53.56
4	30	2016	7	13	1,489	8.47	105	17,588	670	819	45.00	55.00
5	7	2016	7	16	1,489	8.47	106	17,588	714	775	47.95	52.05
5	20	2016	6	16	1,489	8.47	107	17,588	617	872	41.44	58.56
6	24	2016	6	18	1,488	8.46	108	17,588	618	870	41.53	58.47
2	12	2016	6	16	1,486	8.45	109	17,588	579	907	38.96	61.04
5	30	2016	2	16	1,484	8.44	110	17,588	980	504	66.04	33.96
7	4	2016	2	13	1,484	8.44	111	17,588	847	637	57.08	42.92
7	21	2016	5	17	1,484	8.44	112	17,588	621	863	41.85	58.15
4	15	2016	6	17	1,483	8.43	113	17,588	618	865	41.67	58.33
4	22	2016	6	16	1,483	8.43	114	17,588	567	916	38.23	61.77
1	22	2016	6	16	1,481	8.42	115	17,588	605	876	40.85	59.15
5	30	2016	2	13	1,481	8.42	116	17,588	846	635	57.12	42.88
4	6	2016	4	17	1,480	8.41	117	17,588	586	894	39.59	60.41
6	4	2016	7	16	1,480	8.41	118	17,588	655	825	44.26	55.74

MO	DY	YR	DAY OF WK	HR	HR VOL	PERCENT OF AADT	HOUR NUMBER	AADT	NORTH VOLUME	SOUTH VOLUME	PERCENT NORTH IS OF TOTAL VOLUME	PERCENT SOUTH IS OF TOTAL VOLUME
11	16	2016	4	16	1,480	8.41	119	17,588	554	926	37.43	62.57
4	20	2016	4	17	1,479	8.41	120	17,588	620	859	41.92	58.08
4	26	2016	3	17	1,478	8.40	121	17,588	607	871	41.07	58.93
5	13	2016	6	16	1,478	8.40	122	17,588	572	906	38.70	61.30
5	7	2016	7	15	1,477	8.40	123	17,588	721	756	48.82	51.18
6	10	2016	6	16	1,477	8.40	124	17,588	641	836	43.40	56.60
12	1	2016	5	16	1,477	8.40	125	17,588	566	911	38.32	61.68
1	29	2016	6	17	1,476	8.39	126	17,588	598	878	40.51	59.49
6	19	2016	1	14	1,476	8.39	127	17,588	783	693	53.05	46.95
4	19	2016	3	17	1,475	8.39	128	17,588	606	869	41.08	58.92
4	29	2016	6	15	1,475	8.39	129	17,588	655	820	44.41	55.59
4	28	2016	5	16	1,474	8.38	130	17,588	533	941	36.16	63.84
5	13	2016	6	15	1,474	8.38	131	17,588	637	837	43.22	56.78
6	3	2016	6	15	1,474	8.38	132	17,588	638	836	43.28	56.72
7	15	2016	6	17	1,472	8.37	133	17,588	701	771	47.62	52.38
4	21	2016	5	17	1,471	8.36	134	17,588	606	865	41.20	58.80
5	6	2016	6	16	1,470	8.36	135	17,588	615	855	41.84	58.16
11	18	2016	6	16	1,470	8.36	136	17,588	588	882	40.00	60.00
5	8	2016	1	14	1,469	8.35	137	17,588	744	725	50.65	49.35
7	3	2016	1	15	1,469	8.35	138	17,588	660	809	44.93	55.07
6	19	2016	1	15	1,468	8.35	139	17,588	785	683	53.47	46.53
3	25	2016	6	17	1,467	8.34	140	17,588	623	844	42.47	57.53
4	18	2016	2	17	1,467	8.34	141	17,588	564	903	38.45	61.55
5	11	2016	4	16	1,467	8.34	142	17,588	557	910	37.97	62.03
6	18	2016	7	13	1,467	8.34	143	17,588	688	779	46.90	53.10
7	16	2016	7	17	1,467	8.34	144	17,588	717	750	48.88	51.12
4	15	2016	6	16	1,466	8.34	145	17,588	577	889	39.36	60.64
6	1	2016	4	16	1,465	8.33	146	17,588	563	902	38.43	61.57
7	19	2016	3	16	1,465	8.33	147	17,588	553	912	37.75	62.25
3	22	2016	3	17	1,464	8.32	148	17,588	605	859	41.33	58.67
3	26	2016	7	13	1,464	8.32	149	17,588	680	784	46.45	53.55
4	19	2016	3	16	1,464	8.32	150	17,588	550	914	37.57	62.43
5	6	2016	6	15	1,464	8.32	151	17,588	597	867	40.78	59.22
7	15	2016	6	18	1,463	8.32	152	17,588	633	830	43.27	56.73
4	8	2016	6	15	1,461	8.31	153	17,588	634	827	43.39	56.61
3	24	2016	5	16	1,460	8.30	154	17,588	553	907	37.88	62.12
3	26	2016	7	15	1,460	8.30	155	17,588	721	739	49.38	50.62
5	7	2016	7	11	1,459	8.30	156	17,588	697	762	47.77	52.23
7	1	2016	6	14	1,459	8.30	157	17,588	656	803	44.96	55.04
7	13	2016	4	16	1,457	8.28	158	17,588	565	892	38.78	61.22
3	25	2016	6	16	1,456	8.28	159	17,588	604	852	41.48	58.52
4	1	2016	6	17	1,456	8.28	160	17,588	581	875	39.90	60.10
2	16	2016	3	16	1,455	8.27	161	17,588	555	900	38.14	61.86
4	9	2016	7	13	1,454	8.27	162	17,588	656	798	45.12	54.88
7	27	2016	4	17	1,454	8.27	163	17,588	618	836	42.50	57.50
11	23	2016	4	16	1,454	8.27	164	17,588	544	910	37.41	62.59
12	30	2016	6	15	1,453	8.26	165	17,588	635	818	43.70	56.30
6	3	2016	6	16	1,452	8.26	166	17,588	607	845	41.80	58.20
11	11	2016	6	15	1,452	8.26	167	17,588	623	829	42.91	57.09
3	26	2016	7	14	1,450	8.24	168	17,588	664	786	45.79	54.21
4	8	2016	6	17	1,450	8.24	169	17,588	596	854	41.10	58.90

MO	DY	YR	DAY OF WK	HR	HR VOL	PERCENT OF AADT	HOUR NUMBER	AADT	NORTH VOLUME	SOUTH VOLUME	PERCENT NORTH IS OF TOTAL VOLUME	PERCENT SOUTH IS OF TOTAL VOLUME
6	10	2016	6	15	1,450	8.24	170	17,588	634	816	43.72	56.28
7	12	2016	3	16	1,450	8.24	171	17,588	547	903	37.72	62.28
3	24	2016	5	17	1,448	8.23	172	17,588	544	904	37.57	62.43
3	15	2016	3	17	1,447	8.23	173	17,588	544	903	37.60	62.40
3	18	2016	6	15	1,447	8.23	174	17,588	599	848	41.40	58.60
5	28	2016	7	13	1,447	8.23	175	17,588	615	832	42.50	57.50
11	23	2016	4	15	1,447	8.23	176	17,588	639	808	44.16	55.84
3	31	2016	5	17	1,446	8.22	177	17,588	565	881	39.07	60.93
6	9	2016	5	16	1,446	8.22	178	17,588	536	910	37.07	62.93
7	23	2016	7	12	1,446	8.22	179	17,588	653	793	45.16	54.84
7	26	2016	3	17	1,446	8.22	180	17,588	591	855	40.87	59.13
5	7	2016	7	17	1,445	8.22	181	17,588	726	719	50.24	49.76
6	24	2016	6	13	1,445	8.22	182	17,588	653	792	45.19	54.81
11	10	2016	5	16	1,445	8.22	183	17,588	594	851	41.11	58.89
5	30	2016	2	15	1,444	8.21	184	17,588	925	519	64.06	35.94
6	18	2016	7	15	1,444	8.21	185	17,588	684	760	47.37	52.63
12	30	2016	6	13	1,444	8.21	186	17,588	701	743	48.55	51.45
7	24	2016	1	17	1,443	8.20	187	17,588	858	585	59.46	40.54
4	1	2016	6	18	1,441	8.19	188	17,588	603	838	41.85	58.15
6	24	2016	6	17	1,441	8.19	189	17,588	585	856	40.60	59.40
7	23	2016	7	16	1,441	8.19	190	17,588	599	842	41.57	58.43
11	4	2016	6	16	1,440	8.19	191	17,588	576	864	40.00	60.00
6	27	2016	2	16	1,439	8.18	192	17,588	568	871	39.47	60.53
7	7	2016	5	16	1,439	8.18	193	17,588	591	848	41.07	58.93
7	18	2016	2	16	1,439	8.18	194	17,588	563	876	39.12	60.88
12	14	2016	4	16	1,439	8.18	195	17,588	538	901	37.39	62.61
5	4	2016	4	16	1,438	8.18	196	17,588	516	922	35.88	64.12
7	4	2016	2	15	1,438	8.18	197	17,588	820	618	57.02	42.98
5	28	2016	7	14	1,437	8.17	198	17,588	617	820	42.94	57.06
7	17	2016	1	12	1,437	8.17	199	17,588	767	670	53.38	46.62
11	29	2016	3	16	1,437	8.17	200	17,588	562	875	39.11	60.89



**AADT= 24,584      K 30 FACTOR= 9.40      K 100 FACTOR= 8.93      K 200 FACTOR= 8.63      D 30 FACTOR= 66.88**



MO	DY	YR	DAY OF WK	HR	HR VOL	PERCENT OF AADT	HOUR NUMBER	AADT	NORTH VOLUME	SOUTH VOLUME	PERCENT NORTH IS OF TOTAL VOLUME	PERCENT SOUTH IS OF TOTAL VOLUME
3	19	2016	7	18	3,613	14.70	1	24,584	1,657	1,956	45.86	54.14
3	19	2016	7	17	3,574	14.54	2	24,584	1,588	1,986	44.43	55.57
3	19	2016	7	14	3,489	14.19	3	24,584	1,578	1,911	45.23	54.77
3	19	2016	7	16	3,456	14.06	4	24,584	1,490	1,966	43.11	56.89
3	19	2016	7	15	3,368	13.70	5	24,584	1,461	1,907	43.38	56.62
3	19	2016	7	13	3,242	13.19	6	24,584	1,495	1,747	46.11	53.89
3	19	2016	7	19	3,170	12.89	7	24,584	1,292	1,878	40.76	59.24
2	22	2016	2	8	2,720	11.06	8	24,584	1,995	725	73.35	26.65
3	20	2016	1	13	2,701	10.99	9	24,584	1,226	1,475	45.39	54.61
2	16	2016	3	8	2,668	10.85	10	24,584	2,056	612	77.06	22.94
3	19	2016	7	12	2,613	10.63	11	24,584	1,221	1,392	46.73	53.27
6	16	2016	5	16	2,581	10.50	12	24,584	1,069	1,512	41.42	58.58
2	23	2016	3	8	2,530	10.29	13	24,584	1,995	535	78.85	21.15
2	24	2016	4	8	2,478	10.08	14	24,584	1,847	631	74.54	25.46
5	18	2016	4	17	2,434	9.90	15	24,584	823	1,611	33.81	66.19
7	21	2016	5	8	2,425	9.86	16	24,584	1,805	620	74.43	25.57

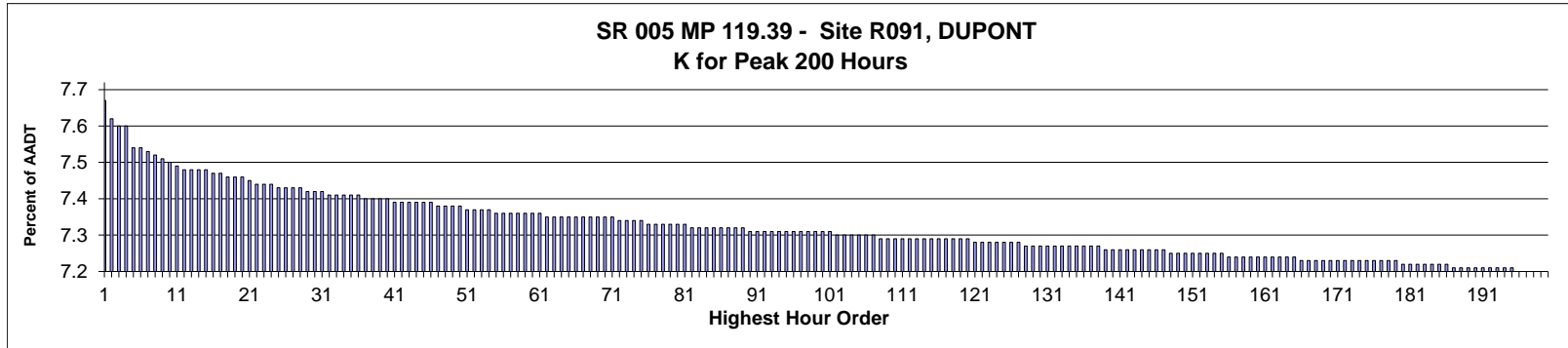
MO	DY	YR	DAY OF WK	HR	HR VOL	PERCENT OF AADT	HOUR NUMBER	AADT	NORTH VOLUME	SOUTH VOLUME	PERCENT NORTH IS OF TOTAL VOLUME	PERCENT SOUTH IS OF TOTAL VOLUME
2	10	2016	4	8	2,422	9.85	17	24,584	1,789	633	73.86	26.14
7	21	2016	5	17	2,393	9.73	18	24,584	863	1,530	36.06	63.94
3	31	2016	5	17	2,374	9.66	19	24,584	841	1,533	35.43	64.57
5	20	2016	6	17	2,371	9.64	20	24,584	926	1,445	39.06	60.94
6	9	2016	5	16	2,346	9.54	21	24,584	857	1,489	36.53	63.47
6	9	2016	5	17	2,340	9.52	22	24,584	896	1,444	38.29	61.71
3	10	2016	5	8	2,335	9.50	23	24,584	1,601	734	68.57	31.43
6	10	2016	6	17	2,331	9.48	24	24,584	1,085	1,246	46.55	53.45
6	3	2016	6	17	2,330	9.48	25	24,584	889	1,441	38.15	61.85
12	7	2016	4	8	2,325	9.46	26	24,584	1,562	763	67.18	32.82
10	3	2016	2	8	2,323	9.45	27	24,584	1,689	634	72.71	27.29
2	4	2016	5	8	2,318	9.43	28	24,584	1,713	605	73.90	26.10
2	17	2016	4	8	2,310	9.40	29	24,584	1,744	566	75.50	24.50
5	18	2016	4	18	2,310	9.40	30	24,584	765	1,545	33.12	66.88
6	14	2016	3	17	2,303	9.37	31	24,584	827	1,476	35.91	64.09
5	13	2016	6	16	2,298	9.35	32	24,584	828	1,470	36.03	63.97
10	26	2016	4	17	2,298	9.35	33	24,584	1,176	1,122	51.17	48.83
3	31	2016	5	16	2,296	9.34	34	24,584	891	1,405	38.81	61.19
7	26	2016	3	16	2,296	9.34	35	24,584	1,013	1,283	44.12	55.88
4	1	2016	6	17	2,295	9.34	36	24,584	898	1,397	39.13	60.87
5	25	2016	4	8	2,294	9.33	37	24,584	1,601	693	69.79	30.21
7	13	2016	4	8	2,293	9.33	38	24,584	1,763	530	76.89	23.11
3	19	2016	7	11	2,289	9.31	39	24,584	992	1,297	43.34	56.66
6	1	2016	4	8	2,289	9.31	40	24,584	1,671	618	73.00	27.00
6	16	2016	5	15	2,285	9.29	41	24,584	1,001	1,284	43.81	56.19
4	20	2016	4	8	2,283	9.29	42	24,584	1,635	648	71.62	28.38
6	17	2016	6	18	2,275	9.25	43	24,584	892	1,383	39.21	60.79
6	8	2016	4	16	2,273	9.25	44	24,584	795	1,478	34.98	65.02
5	6	2016	6	8	2,271	9.24	45	24,584	1,635	636	71.99	28.01
6	1	2016	4	17	2,267	9.22	46	24,584	761	1,506	33.57	66.43
7	5	2016	3	17	2,263	9.21	47	24,584	920	1,343	40.65	59.35
5	17	2016	3	8	2,262	9.20	48	24,584	1,591	671	70.34	29.66
7	28	2016	5	17	2,262	9.20	49	24,584	793	1,469	35.06	64.94
5	20	2016	6	16	2,258	9.18	50	24,584	800	1,458	35.43	64.57
6	3	2016	6	16	2,258	9.18	51	24,584	841	1,417	37.25	62.75
7	20	2016	4	17	2,257	9.18	52	24,584	748	1,509	33.14	66.86
6	2	2016	5	8	2,253	9.16	53	24,584	1,605	648	71.24	28.76
5	13	2016	6	17	2,246	9.14	54	24,584	873	1,373	38.87	61.13
6	10	2016	6	16	2,246	9.14	55	24,584	997	1,249	44.39	55.61
7	26	2016	3	17	2,244	9.13	56	24,584	754	1,490	33.60	66.40
5	26	2016	5	17	2,243	9.12	57	24,584	722	1,521	32.19	67.81
3	24	2016	5	17	2,240	9.11	58	24,584	817	1,423	36.47	63.53
6	8	2016	4	17	2,239	9.11	59	24,584	734	1,505	32.78	67.22
7	8	2016	6	17	2,239	9.11	60	24,584	812	1,427	36.27	63.73
5	6	2016	6	17	2,236	9.10	61	24,584	830	1,406	37.12	62.88
3	25	2016	6	16	2,235	9.09	62	24,584	855	1,380	38.26	61.74
5	10	2016	3	18	2,232	9.08	63	24,584	711	1,521	31.85	68.15
4	22	2016	6	17	2,231	9.08	64	24,584	824	1,407	36.93	63.07
7	22	2016	6	17	2,229	9.07	65	24,584	801	1,428	35.94	64.06
2	22	2016	2	9	2,224	9.05	66	24,584	1,455	769	65.42	34.58
7	28	2016	5	16	2,224	9.05	67	24,584	864	1,360	38.85	61.15

MO	DY	YR	DAY OF WK	HR	HR VOL	PERCENT OF AADT	HOUR NUMBER	AADT	NORTH VOLUME	SOUTH VOLUME	PERCENT NORTH IS OF TOTAL VOLUME	PERCENT SOUTH IS OF TOTAL VOLUME
7	18	2016	2	17	2,221	9.03	68	24,584	672	1,549	30.26	69.74
2	11	2016	5	8	2,220	9.03	69	24,584	1,676	544	75.50	24.50
7	21	2016	5	18	2,220	9.03	70	24,584	760	1,460	34.23	65.77
10	18	2016	3	8	2,219	9.03	71	24,584	1,660	559	74.81	25.19
2	9	2016	3	8	2,218	9.02	72	24,584	1,686	532	76.01	23.99
6	7	2016	3	17	2,216	9.01	73	24,584	715	1,501	32.27	67.73
5	2	2016	2	8	2,213	9.00	74	24,584	1,553	660	70.18	29.82
5	26	2016	5	16	2,213	9.00	75	24,584	773	1,440	34.93	65.07
5	18	2016	4	8	2,211	8.99	76	24,584	1,545	666	69.88	30.12
7	19	2016	3	8	2,210	8.99	77	24,584	1,690	520	76.47	23.53
5	25	2016	4	17	2,209	8.99	78	24,584	734	1,475	33.23	66.77
6	17	2016	6	16	2,209	8.99	79	24,584	916	1,293	41.47	58.53
2	12	2016	6	17	2,208	8.98	80	24,584	925	1,283	41.89	58.11
2	20	2016	7	17	2,208	8.98	81	24,584	1,117	1,091	50.59	49.41
1	27	2016	4	8	2,207	8.98	82	24,584	1,648	559	74.67	25.33
2	12	2016	6	16	2,207	8.98	83	24,584	833	1,374	37.74	62.26
3	1	2016	3	8	2,207	8.98	84	24,584	1,685	522	76.35	23.65
7	26	2016	3	18	2,207	8.98	85	24,584	708	1,499	32.08	67.92
10	11	2016	3	17	2,206	8.97	86	24,584	841	1,365	38.12	61.88
4	20	2016	4	17	2,205	8.97	87	24,584	721	1,484	32.70	67.30
5	11	2016	4	8	2,205	8.97	88	24,584	1,577	628	71.52	28.48
5	12	2016	5	17	2,205	8.97	89	24,584	775	1,430	35.15	64.85
5	25	2016	4	18	2,205	8.97	90	24,584	687	1,518	31.16	68.84
6	10	2016	6	18	2,205	8.97	91	24,584	925	1,280	41.95	58.05
4	15	2016	6	17	2,204	8.97	92	24,584	826	1,378	37.48	62.52
6	16	2016	5	17	2,204	8.97	93	24,584	960	1,244	43.56	56.44
1	15	2016	6	17	2,203	8.96	94	24,584	806	1,397	36.59	63.41
3	19	2016	7	20	2,202	8.96	95	24,584	907	1,295	41.19	58.81
4	8	2016	6	17	2,201	8.95	96	24,584	820	1,381	37.26	62.74
6	10	2016	6	14	2,199	8.94	97	24,584	1,070	1,129	48.66	51.34
10	6	2016	5	8	2,198	8.94	98	24,584	1,594	604	72.52	27.48
7	15	2016	6	17	2,197	8.94	99	24,584	809	1,388	36.82	63.18
4	28	2016	5	17	2,196	8.93	100	24,584	711	1,485	32.38	67.62
4	29	2016	6	16	2,196	8.93	101	24,584	726	1,470	33.06	66.94
4	29	2016	6	17	2,194	8.92	102	24,584	782	1,412	35.64	64.36
11	30	2016	4	8	2,194	8.92	103	24,584	1,595	599	72.70	27.30
2	3	2016	4	8	2,193	8.92	104	24,584	1,653	540	75.38	24.62
3	7	2016	2	8	2,187	8.90	105	24,584	1,601	586	73.21	26.79
5	19	2016	5	8	2,187	8.90	106	24,584	1,555	632	71.10	28.90
5	31	2016	3	8	2,187	8.90	107	24,584	1,547	640	70.74	29.26
6	8	2016	4	8	2,187	8.90	108	24,584	1,549	638	70.83	29.17
6	16	2016	5	18	2,186	8.89	109	24,584	763	1,423	34.90	65.10
7	15	2016	6	16	2,185	8.89	110	24,584	858	1,327	39.27	60.73
5	31	2016	3	17	2,184	8.88	111	24,584	755	1,429	34.57	65.43
6	2	2016	5	17	2,184	8.88	112	24,584	701	1,483	32.10	67.90
5	6	2016	6	16	2,183	8.88	113	24,584	822	1,361	37.65	62.35
5	10	2016	3	17	2,183	8.88	114	24,584	690	1,493	31.61	68.39
6	7	2016	3	8	2,183	8.88	115	24,584	1,568	615	71.83	28.17
6	30	2016	5	17	2,182	8.88	116	24,584	778	1,404	35.66	64.34
5	20	2016	6	18	2,179	8.86	117	24,584	777	1,402	35.66	64.34
5	25	2016	4	16	2,179	8.86	118	24,584	741	1,438	34.01	65.99

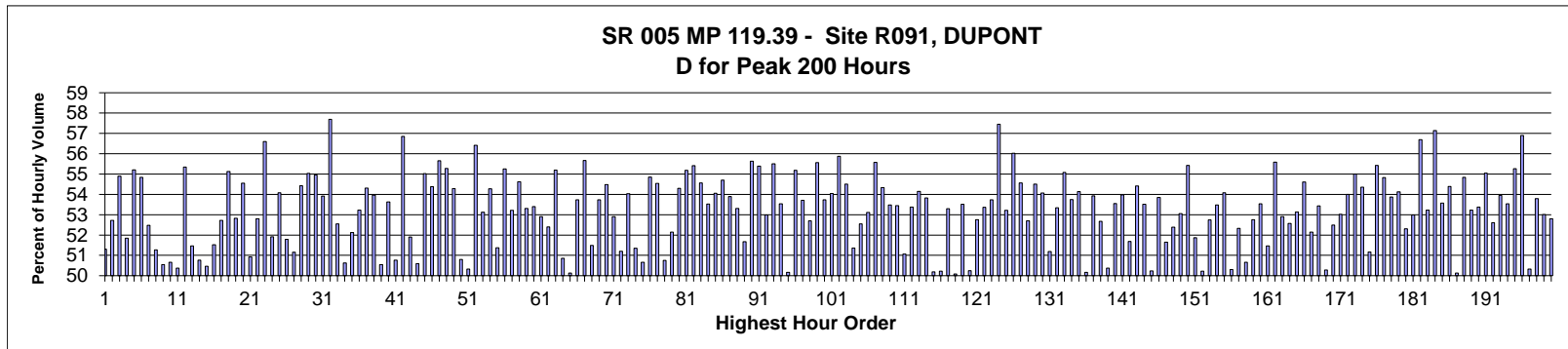


MO	DY	YR	DAY OF WK	HR	HR VOL	PERCENT OF AADT	HOUR NUMBER	AADT	NORTH VOLUME	SOUTH VOLUME	PERCENT NORTH IS OF TOTAL VOLUME	PERCENT SOUTH IS OF TOTAL VOLUME
7	27	2016	4	8	2,178	8.86	119	24,584	1,586	592	72.82	27.18
4	1	2016	6	16	2,177	8.86	120	24,584	898	1,279	41.25	58.75
6	30	2016	5	18	2,177	8.86	121	24,584	769	1,408	35.32	64.68
5	19	2016	5	17	2,176	8.85	122	24,584	717	1,459	32.95	67.05
2	18	2016	5	8	2,175	8.85	123	24,584	1,601	574	73.61	26.39
4	27	2016	4	16	2,174	8.84	124	24,584	692	1,482	31.83	68.17
6	9	2016	5	8	2,173	8.84	125	24,584	1,539	634	70.82	29.18
5	23	2016	2	8	2,172	8.84	126	24,584	1,493	679	68.74	31.26
5	10	2016	3	8	2,170	8.83	127	24,584	1,567	603	72.21	27.79
7	14	2016	5	8	2,169	8.82	128	24,584	1,670	499	76.99	23.01
2	19	2016	6	17	2,167	8.81	129	24,584	872	1,295	40.24	59.76
6	19	2016	1	14	2,167	8.81	130	24,584	1,264	903	58.33	41.67
7	27	2016	4	17	2,167	8.81	131	24,584	751	1,416	34.66	65.34
10	13	2016	5	8	2,167	8.81	132	24,584	1,603	564	73.97	26.03
6	6	2016	2	8	2,166	8.81	133	24,584	1,552	614	71.65	28.35
6	23	2016	5	16	2,165	8.81	134	24,584	804	1,361	37.14	62.86
12	1	2016	5	17	2,164	8.80	135	24,584	793	1,371	36.65	63.35
2	25	2016	5	8	2,163	8.80	136	24,584	1,631	532	75.40	24.60
3	9	2016	4	8	2,163	8.80	137	24,584	1,574	589	72.77	27.23
5	5	2016	5	16	2,163	8.80	138	24,584	729	1,434	33.70	66.30
10	11	2016	3	18	2,163	8.80	139	24,584	796	1,367	36.80	63.20
3	17	2016	5	8	2,162	8.79	140	24,584	1,595	567	73.77	26.23
5	5	2016	5	17	2,162	8.79	141	24,584	737	1,425	34.09	65.91
5	9	2016	2	18	2,162	8.79	142	24,584	687	1,475	31.78	68.22
5	12	2016	5	8	2,160	8.79	143	24,584	1,537	623	71.16	28.84
2	23	2016	3	16	2,158	8.78	144	24,584	827	1,331	38.32	61.68
2	18	2016	5	18	2,157	8.77	145	24,584	801	1,356	37.13	62.87
6	29	2016	4	17	2,157	8.77	146	24,584	738	1,419	34.21	65.79
5	13	2016	6	18	2,155	8.77	147	24,584	751	1,404	34.85	65.15
6	14	2016	3	18	2,154	8.76	148	24,584	728	1,426	33.80	66.20
7	7	2016	5	17	2,154	8.76	149	24,584	765	1,389	35.52	64.48
6	7	2016	3	18	2,153	8.76	150	24,584	690	1,463	32.05	67.95
7	21	2016	5	7	2,153	8.76	151	24,584	1,722	431	79.98	20.02
10	4	2016	3	8	2,153	8.76	152	24,584	1,617	536	75.10	24.90
10	11	2016	3	8	2,153	8.76	153	24,584	1,564	589	72.64	27.36
11	4	2016	6	16	2,153	8.76	154	24,584	879	1,274	40.83	59.17
4	30	2016	7	18	2,151	8.75	155	24,584	989	1,162	45.98	54.02
10	18	2016	3	18	2,151	8.75	156	24,584	781	1,370	36.31	63.69
4	26	2016	3	8	2,149	8.74	157	24,584	1,541	608	71.71	28.29
10	20	2016	5	8	2,149	8.74	158	24,584	1,563	586	72.73	27.27
5	26	2016	5	18	2,147	8.73	159	24,584	674	1,473	31.39	68.61
6	6	2016	2	17	2,147	8.73	160	24,584	725	1,422	33.77	66.23
7	15	2016	6	18	2,147	8.73	161	24,584	812	1,335	37.82	62.18
1	6	2016	4	9	2,146	8.73	162	24,584	1,401	745	65.28	34.72
2	2	2016	3	8	2,146	8.73	163	24,584	1,634	512	76.14	23.86
11	9	2016	4	8	2,145	8.73	164	24,584	1,589	556	74.08	25.92
2	9	2016	3	17	2,144	8.72	165	24,584	771	1,373	35.96	64.04
2	18	2016	5	17	2,144	8.72	166	24,584	842	1,302	39.27	60.73
4	27	2016	4	18	2,144	8.72	167	24,584	667	1,477	31.11	68.89
10	19	2016	4	8	2,144	8.72	168	24,584	1,575	569	73.46	26.54
6	14	2016	3	19	2,143	8.72	169	24,584	740	1,403	34.53	65.47

MO	DY	YR	DAY OF WK	HR	HR VOL	PERCENT OF AADT	HOUR NUMBER	AADT	NORTH VOLUME	SOUTH VOLUME	PERCENT NORTH IS OF TOTAL VOLUME	PERCENT SOUTH IS OF TOTAL VOLUME
10	12	2016	4	8	2,143	8.72	170	24,584	1,592	551	74.29	25.71
3	2	2016	4	8	2,142	8.71	171	24,584	1,567	575	73.16	26.84
7	27	2016	4	16	2,142	8.71	172	24,584	768	1,374	35.85	64.15
2	5	2016	6	17	2,141	8.71	173	24,584	862	1,279	40.26	59.74
7	28	2016	5	8	2,140	8.70	174	24,584	1,584	556	74.02	25.98
11	17	2016	5	17	2,140	8.70	175	24,584	796	1,344	37.20	62.80
4	19	2016	3	8	2,138	8.70	176	24,584	1,536	602	71.84	28.16
4	21	2016	5	18	2,138	8.70	177	24,584	664	1,474	31.06	68.94
6	3	2016	6	15	2,138	8.70	178	24,584	878	1,260	41.07	58.93
7	14	2016	5	17	2,137	8.69	179	24,584	729	1,408	34.11	65.89
4	27	2016	4	17	2,136	8.69	180	24,584	676	1,460	31.65	68.35
6	8	2016	4	18	2,136	8.69	181	24,584	691	1,445	32.35	67.65
7	13	2016	4	17	2,136	8.69	182	24,584	728	1,408	34.08	65.92
4	28	2016	5	18	2,135	8.68	183	24,584	699	1,436	32.74	67.26
3	16	2016	4	8	2,134	8.68	184	24,584	1,531	603	71.74	28.26
4	28	2016	5	16	2,134	8.68	185	24,584	701	1,433	32.85	67.15
5	24	2016	3	18	2,134	8.68	186	24,584	634	1,500	29.71	70.29
2	9	2016	3	18	2,133	8.68	187	24,584	746	1,387	34.97	65.03
2	26	2016	6	17	2,133	8.68	188	24,584	903	1,230	42.33	57.67
11	30	2016	4	17	2,130	8.66	189	24,584	706	1,424	33.15	66.85
7	14	2016	5	18	2,129	8.66	190	24,584	736	1,393	34.57	65.43
2	20	2016	7	18	2,128	8.66	191	24,584	1,064	1,064	50.00	50.00
4	13	2016	4	8	2,128	8.66	192	24,584	1,492	636	70.11	29.89
4	14	2016	5	8	2,127	8.65	193	24,584	1,512	615	71.09	28.91
6	19	2016	1	15	2,127	8.65	194	24,584	1,205	922	56.65	43.35
10	5	2016	4	8	2,126	8.65	195	24,584	1,607	519	75.59	24.41
6	3	2016	6	14	2,125	8.64	196	24,584	1,019	1,106	47.95	52.05
6	9	2016	5	18	2,124	8.64	197	24,584	811	1,313	38.18	61.82
11	7	2016	2	8	2,124	8.64	198	24,584	1,538	586	72.41	27.59
3	16	2016	4	9	2,122	8.63	199	24,584	1,401	721	66.02	33.98
5	17	2016	3	18	2,121	8.63	200	24,584	647	1,474	30.50	69.50



**AADT= 127,190      K 30 FACTOR= 7.40      K 100 FACTOR= 7.29      K 200 FACTOR= 7.18      D 30 FACTOR= 54.95**



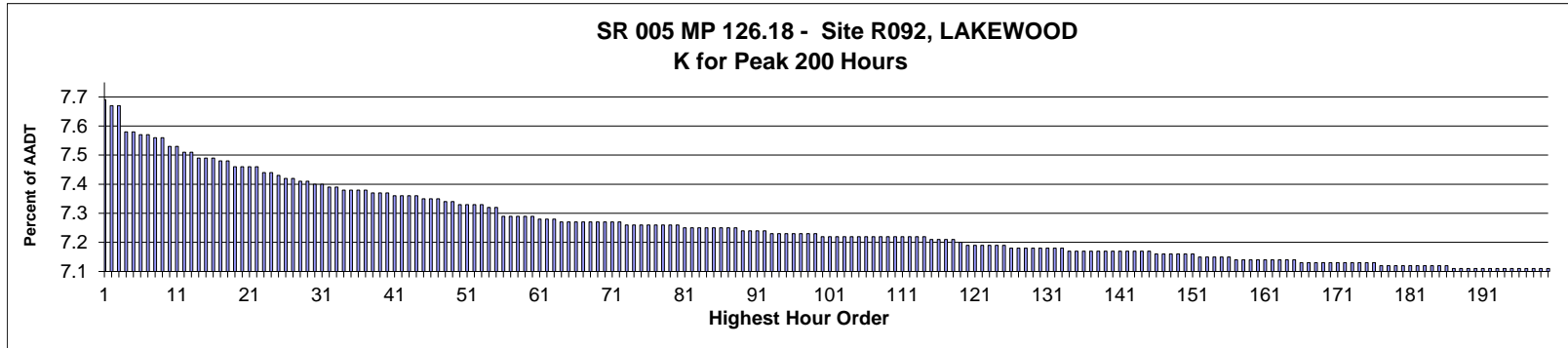
MO	DY	YR	DAY OF WK	HR	HR VOL	PERCENT OF AADT	HOUR NUMBER	AADT	NORTH VOLUME	SOUTH VOLUME	PERCENT NORTH IS OF TOTAL VOLUME	PERCENT SOUTH IS OF TOTAL VOLUME
8	6	2016	7	12	9,731	7.65	1	127,190	4,992	4,739	51.30	48.70
12	26	2016	2	12	9,662	7.60	2	127,190	4,568	5,094	47.28	52.72
4	14	2016	5	17	9,635	7.58	3	127,190	4,345	5,290	45.10	54.90
12	26	2016	2	13	9,635	7.58	4	127,190	4,995	4,640	51.84	48.16
4	27	2016	4	17	9,562	7.52	5	127,190	4,283	5,279	44.79	55.21
4	28	2016	5	17	9,561	7.52	6	127,190	4,318	5,243	45.16	54.84
4	1	2016	6	15	9,556	7.51	7	127,190	4,541	5,015	47.52	52.48
8	20	2016	7	12	9,535	7.50	8	127,190	4,889	4,646	51.27	48.73
9	10	2016	7	12	9,530	7.49	9	127,190	4,817	4,713	50.55	49.45
8	6	2016	7	11	9,520	7.48	10	127,190	4,697	4,823	49.34	50.66
8	6	2016	7	13	9,496	7.47	11	127,190	4,713	4,783	49.63	50.37
9	28	2016	4	8	9,494	7.46	12	127,190	5,254	4,240	55.34	44.66
9	16	2016	6	15	9,492	7.46	13	127,190	4,607	4,885	48.54	51.46
7	23	2016	7	12	9,488	7.46	14	127,190	4,672	4,816	49.24	50.76
7	30	2016	7	12	9,486	7.46	15	127,190	4,788	4,698	50.47	49.53
9	30	2016	6	15	9,481	7.45	16	127,190	4,596	4,885	48.48	51.52

MO	DY	YR	DAY OF WK	HR	HR VOL	PERCENT OF AADT	HOUR NUMBER	AADT	NORTH VOLUME	SOUTH VOLUME	PERCENT NORTH IS OF TOTAL VOLUME	PERCENT SOUTH IS OF TOTAL VOLUME
7	27	2016	4	8	9,472	7.45	17	127,190	4,994	4,478	52.72	47.28
10	25	2016	3	17	9,468	7.44	18	127,190	4,248	5,220	44.87	55.13
3	25	2016	6	15	9,466	7.44	19	127,190	4,466	5,000	47.18	52.82
3	18	2016	6	15	9,457	7.44	20	127,190	4,298	5,159	45.45	54.55
5	20	2016	6	14	9,448	7.43	21	127,190	4,636	4,812	49.07	50.93
8	4	2016	5	8	9,442	7.42	22	127,190	4,985	4,457	52.80	47.20
5	4	2016	4	17	9,436	7.42	23	127,190	4,095	5,341	43.40	56.60
9	17	2016	7	12	9,432	7.42	24	127,190	4,897	4,535	51.92	48.08
8	3	2016	4	16	9,429	7.41	25	127,190	4,330	5,099	45.92	54.08
12	27	2016	3	13	9,429	7.41	26	127,190	4,546	4,883	48.21	51.79
5	13	2016	6	14	9,428	7.41	27	127,190	4,605	4,823	48.84	51.16
5	17	2016	3	8	9,426	7.41	28	127,190	5,130	4,296	54.42	45.58
11	7	2016	2	8	9,412	7.40	29	127,190	5,179	4,233	55.03	44.97
4	27	2016	4	8	9,408	7.40	30	127,190	5,170	4,238	54.95	45.05
7	12	2016	3	17	9,408	7.40	31	127,190	4,335	5,073	46.08	53.92
5	16	2016	2	17	9,402	7.39	32	127,190	3,978	5,424	42.31	57.69
7	23	2016	7	11	9,401	7.39	33	127,190	4,461	4,940	47.45	52.55
9	30	2016	6	13	9,399	7.39	34	127,190	4,641	4,758	49.38	50.62
4	1	2016	6	14	9,396	7.39	35	127,190	4,499	4,897	47.88	52.12
8	7	2016	1	12	9,394	7.39	36	127,190	5,000	4,394	53.23	46.77
3	17	2016	5	17	9,389	7.38	37	127,190	4,290	5,099	45.69	54.31
5	13	2016	6	15	9,388	7.38	38	127,190	4,322	5,066	46.04	53.96
4	30	2016	7	12	9,387	7.38	39	127,190	4,643	4,744	49.46	50.54
9	15	2016	5	8	9,387	7.38	40	127,190	5,034	4,353	53.63	46.37
9	17	2016	7	14	9,375	7.37	41	127,190	4,759	4,616	50.76	49.24
5	3	2016	3	17	9,373	7.37	42	127,190	4,044	5,329	43.15	56.85
4	2	2016	7	12	9,372	7.37	43	127,190	4,508	4,864	48.10	51.90
8	6	2016	7	14	9,372	7.37	44	127,190	4,631	4,741	49.41	50.59
4	11	2016	2	17	9,369	7.37	45	127,190	4,214	5,155	44.98	55.02
5	31	2016	3	8	9,368	7.37	46	127,190	5,094	4,274	54.38	45.62
4	28	2016	5	16	9,367	7.36	47	127,190	4,153	5,214	44.34	55.66
9	29	2016	5	8	9,365	7.36	48	127,190	5,177	4,188	55.28	44.72
3	2	2016	4	8	9,363	7.36	49	127,190	5,082	4,281	54.28	45.72
3	25	2016	6	13	9,361	7.36	50	127,190	4,606	4,755	49.20	50.80
8	13	2016	7	11	9,353	7.35	51	127,190	4,646	4,707	49.67	50.33
4	26	2016	3	17	9,349	7.35	52	127,190	4,075	5,274	43.59	56.41
7	18	2016	2	16	9,349	7.35	53	127,190	4,383	4,966	46.88	53.12
4	26	2016	3	8	9,346	7.35	54	127,190	5,072	4,274	54.27	45.73
8	20	2016	7	11	9,342	7.34	55	127,190	4,543	4,799	48.63	51.37
1	14	2016	5	17	9,336	7.34	56	127,190	4,178	5,158	44.75	55.25
7	28	2016	5	8	9,335	7.34	57	127,190	4,967	4,368	53.21	46.79
4	13	2016	4	8	9,334	7.34	58	127,190	5,098	4,236	54.62	45.38
7	13	2016	4	16	9,333	7.34	59	127,190	4,358	4,975	46.69	53.31
3	29	2016	3	8	9,331	7.34	60	127,190	4,983	4,348	53.40	46.60
10	28	2016	6	15	9,331	7.34	61	127,190	4,395	4,936	47.10	52.90
7	30	2016	7	11	9,328	7.33	62	127,190	4,440	4,888	47.60	52.40
10	19	2016	4	8	9,328	7.33	63	127,190	5,148	4,180	55.19	44.81
10	21	2016	6	15	9,328	7.33	64	127,190	4,584	4,744	49.14	50.86
8	14	2016	1	12	9,323	7.33	65	127,190	4,649	4,674	49.87	50.13
3	26	2016	7	12	9,322	7.33	66	127,190	4,313	5,009	46.27	53.73
10	11	2016	3	8	9,322	7.33	67	127,190	5,190	4,132	55.67	44.33

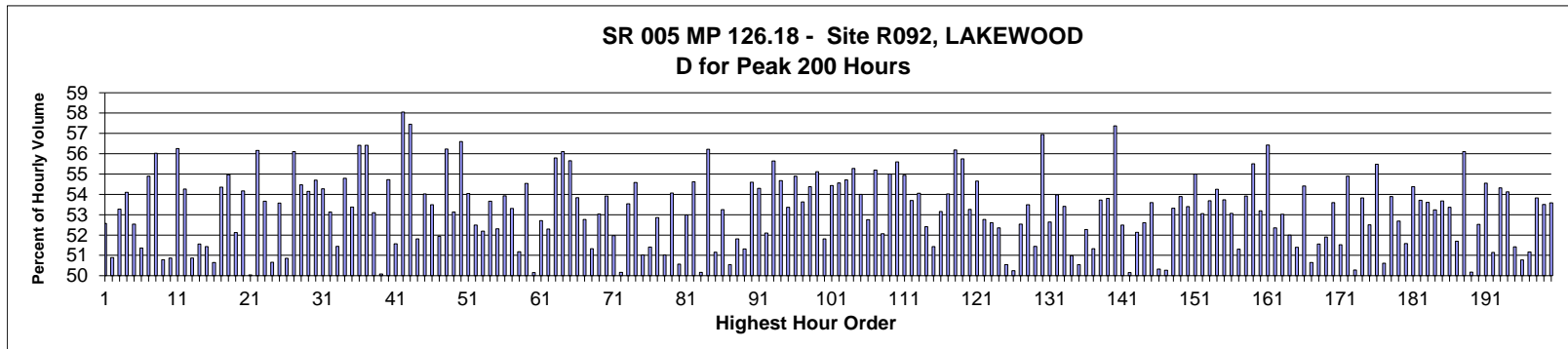
MO	DY	YR	DAY OF WK	HR	HR VOL	PERCENT OF AADT	HOUR NUMBER	AADT	NORTH VOLUME	SOUTH VOLUME	PERCENT NORTH IS OF TOTAL VOLUME	PERCENT SOUTH IS OF TOTAL VOLUME
3	27	2016	1	15	9,321	7.33	68	127,190	4,799	4,522	51.49	48.51
9	30	2016	6	16	9,321	7.33	69	127,190	4,313	5,008	46.27	53.73
5	4	2016	4	8	9,319	7.33	70	127,190	5,077	4,242	54.48	45.52
3	25	2016	6	16	9,318	7.33	71	127,190	4,389	4,929	47.10	52.90
7	9	2016	7	13	9,313	7.32	72	127,190	4,545	4,768	48.80	51.20
4	7	2016	5	16	9,312	7.32	73	127,190	4,281	5,031	45.97	54.03
3	27	2016	1	14	9,308	7.32	74	127,190	4,780	4,528	51.35	48.65
12	30	2016	6	13	9,306	7.32	75	127,190	4,592	4,714	49.34	50.66
10	12	2016	4	8	9,301	7.31	76	127,190	5,102	4,199	54.85	45.15
5	11	2016	4	8	9,298	7.31	77	127,190	5,071	4,227	54.54	45.46
9	17	2016	7	13	9,298	7.31	78	127,190	4,719	4,579	50.75	49.25
8	7	2016	1	13	9,295	7.31	79	127,190	4,847	4,448	52.15	47.85
3	16	2016	4	8	9,294	7.31	80	127,190	5,047	4,247	54.30	45.70
4	6	2016	4	16	9,294	7.31	81	127,190	4,166	5,128	44.82	55.18
4	5	2016	3	17	9,290	7.30	82	127,190	4,142	5,148	44.59	55.41
5	25	2016	4	8	9,287	7.30	83	127,190	5,067	4,220	54.56	45.44
8	16	2016	3	8	9,286	7.30	84	127,190	4,971	4,315	53.53	46.47
8	10	2016	4	8	9,285	7.30	85	127,190	5,019	4,266	54.05	45.95
10	6	2016	5	8	9,283	7.30	86	127,190	5,078	4,205	54.70	45.30
7	19	2016	3	16	9,282	7.30	87	127,190	4,280	5,002	46.11	53.89
8	21	2016	1	12	9,282	7.30	88	127,190	4,948	4,334	53.31	46.69
5	20	2016	6	13	9,280	7.30	89	127,190	4,485	4,795	48.33	51.67
4	13	2016	4	17	9,278	7.29	90	127,190	4,117	5,161	44.37	55.63
2	18	2016	5	17	9,276	7.29	91	127,190	4,138	5,138	44.61	55.39
4	29	2016	6	15	9,273	7.29	92	127,190	4,360	4,913	47.02	52.98
10	20	2016	5	17	9,273	7.29	93	127,190	4,126	5,147	44.49	55.51
2	2	2016	3	17	9,271	7.29	94	127,190	4,307	4,964	46.46	53.54
10	22	2016	7	13	9,271	7.29	95	127,190	4,620	4,651	49.83	50.17
4	14	2016	5	16	9,270	7.29	96	127,190	4,155	5,115	44.82	55.18
9	20	2016	3	8	9,270	7.29	97	127,190	4,979	4,291	53.71	46.29
12	28	2016	4	16	9,270	7.29	98	127,190	4,385	4,885	47.30	52.70
8	2	2016	3	17	9,269	7.29	99	127,190	4,119	5,150	44.44	55.56
8	23	2016	3	16	9,269	7.29	100	127,190	4,289	4,980	46.27	53.73
9	8	2016	5	16	9,267	7.29	101	127,190	4,259	5,008	45.96	54.04
4	19	2016	3	17	9,265	7.28	102	127,190	4,089	5,176	44.13	55.87
8	28	2016	1	13	9,265	7.28	103	127,190	5,050	4,215	54.51	45.49
8	13	2016	7	12	9,264	7.28	104	127,190	4,758	4,506	51.36	48.64
12	22	2016	5	14	9,263	7.28	105	127,190	4,395	4,868	47.45	52.55
5	26	2016	5	8	9,257	7.28	106	127,190	4,916	4,341	53.11	46.89
3	3	2016	5	17	9,255	7.28	107	127,190	4,111	5,144	44.42	55.58
10	18	2016	3	8	9,252	7.27	108	127,190	5,027	4,225	54.33	45.67
3	24	2016	5	16	9,251	7.27	109	127,190	4,304	4,947	46.52	53.48
5	23	2016	2	8	9,251	7.27	110	127,190	4,945	4,306	53.45	46.55
4	8	2016	6	12	9,250	7.27	111	127,190	4,527	4,723	48.94	51.06
8	3	2016	4	8	9,249	7.27	112	127,190	4,937	4,312	53.38	46.62
9	29	2016	5	16	9,249	7.27	113	127,190	4,241	5,008	45.85	54.15
7	31	2016	1	12	9,246	7.27	114	127,190	4,977	4,269	53.83	46.17
9	10	2016	7	11	9,246	7.27	115	127,190	4,641	4,605	50.19	49.81
9	24	2016	7	12	9,245	7.27	116	127,190	4,643	4,602	50.22	49.78
10	27	2016	5	8	9,244	7.27	117	127,190	4,927	4,317	53.30	46.70
8	6	2016	7	15	9,242	7.27	118	127,190	4,613	4,629	49.91	50.09

MO	DY	YR	DAY OF WK	HR	HR VOL	PERCENT OF AADT	HOUR NUMBER	AADT	NORTH VOLUME	SOUTH VOLUME	PERCENT NORTH IS OF TOTAL VOLUME	PERCENT SOUTH IS OF TOTAL VOLUME
8	24	2016	4	8	9,241	7.27	119	127,190	4,945	4,296	53.51	46.49
9	10	2016	7	13	9,241	7.27	120	127,190	4,643	4,598	50.24	49.76
3	31	2016	5	8	9,240	7.26	121	127,190	4,875	4,365	52.76	47.24
8	23	2016	3	8	9,233	7.26	122	127,190	4,927	4,306	53.36	46.64
10	7	2016	6	13	9,233	7.26	123	127,190	4,272	4,961	46.27	53.73
5	17	2016	3	17	9,231	7.26	124	127,190	3,928	5,303	42.55	57.45
2	13	2016	7	12	9,230	7.26	125	127,190	4,318	4,912	46.78	53.22
5	5	2016	5	8	9,229	7.26	126	127,190	5,170	4,059	56.02	43.98
4	15	2016	6	17	9,228	7.26	127	127,190	4,193	5,035	45.44	54.56
4	1	2016	6	13	9,226	7.25	128	127,190	4,364	4,862	47.30	52.70
9	29	2016	5	17	9,224	7.25	129	127,190	4,197	5,027	45.50	54.50
5	10	2016	3	8	9,223	7.25	130	127,190	4,987	4,236	54.07	45.93
9	16	2016	6	13	9,223	7.25	131	127,190	4,502	4,721	48.81	51.19
11	23	2016	4	12	9,222	7.25	132	127,190	4,303	4,919	46.66	53.34
4	19	2016	3	8	9,221	7.25	133	127,190	5,079	4,142	55.08	44.92
7	7	2016	5	16	9,221	7.25	134	127,190	4,265	4,956	46.25	53.75
3	3	2016	5	8	9,218	7.25	135	127,190	4,991	4,227	54.14	45.86
7	10	2016	1	15	9,218	7.25	136	127,190	4,594	4,624	49.84	50.16
7	14	2016	5	8	9,216	7.25	137	127,190	4,970	4,246	53.93	46.07
4	29	2016	6	14	9,215	7.25	138	127,190	4,361	4,854	47.33	52.67
4	8	2016	6	13	9,214	7.24	139	127,190	4,573	4,641	49.63	50.37
7	25	2016	2	8	9,214	7.24	140	127,190	4,934	4,280	53.55	46.45
5	25	2016	4	16	9,212	7.24	141	127,190	4,240	4,972	46.03	53.97
12	29	2016	5	13	9,209	7.24	142	127,190	4,449	4,760	48.31	51.69
9	22	2016	5	8	9,208	7.24	143	127,190	5,010	4,198	54.41	45.59
3	18	2016	6	13	9,207	7.24	144	127,190	4,279	4,928	46.48	53.52
8	4	2016	5	14	9,207	7.24	145	127,190	4,625	4,582	50.23	49.77
4	29	2016	6	13	9,206	7.24	146	127,190	4,249	4,957	46.15	53.85
3	25	2016	6	14	9,203	7.24	147	127,190	4,450	4,753	48.35	51.65
4	15	2016	6	15	9,202	7.23	148	127,190	4,381	4,821	47.61	52.39
11	8	2016	3	8	9,200	7.23	149	127,190	4,881	4,319	53.05	46.95
5	12	2016	5	17	9,198	7.23	150	127,190	4,100	5,098	44.57	55.43
3	19	2016	7	12	9,194	7.23	151	127,190	4,769	4,425	51.87	48.13
3	19	2016	7	13	9,193	7.23	152	127,190	4,617	4,576	50.22	49.78
8	17	2016	4	8	9,193	7.23	153	127,190	4,848	4,345	52.74	47.26
11	17	2016	5	8	9,191	7.23	154	127,190	4,915	4,276	53.48	46.52
2	18	2016	5	8	9,190	7.23	155	127,190	4,970	4,220	54.08	45.92
3	27	2016	1	13	9,189	7.22	156	127,190	4,622	4,567	50.30	49.70
4	2	2016	7	11	9,186	7.22	157	127,190	4,379	4,807	47.67	52.33
9	30	2016	6	14	9,186	7.22	158	127,190	4,654	4,532	50.66	49.34
12	30	2016	6	12	9,186	7.22	159	127,190	4,340	4,846	47.25	52.75
3	9	2016	4	8	9,185	7.22	160	127,190	4,918	4,267	53.54	46.46
7	15	2016	6	12	9,185	7.22	161	127,190	4,458	4,727	48.54	51.46
3	30	2016	4	17	9,183	7.22	162	127,190	4,078	5,105	44.41	55.59
7	13	2016	4	8	9,183	7.22	163	127,190	4,859	4,324	52.91	47.09
2	24	2016	4	8	9,180	7.22	164	127,190	4,826	4,354	52.57	47.43
8	30	2016	3	16	9,178	7.22	165	127,190	4,301	4,877	46.86	53.14
2	25	2016	5	17	9,176	7.21	166	127,190	4,165	5,011	45.39	54.61
7	8	2016	6	12	9,175	7.21	167	127,190	4,391	4,784	47.86	52.14
9	8	2016	5	8	9,175	7.21	168	127,190	4,902	4,273	53.43	46.57
9	16	2016	6	14	9,174	7.21	169	127,190	4,613	4,561	50.28	49.72

MO	DY	YR	DAY OF WK	HR	HR VOL	PERCENT OF AADT	HOUR NUMBER	AADT	NORTH VOLUME	SOUTH VOLUME	PERCENT NORTH IS OF TOTAL VOLUME	PERCENT SOUTH IS OF TOTAL VOLUME
7	10	2016	1	13	9,173	7.21	170	127,190	4,815	4,358	52.49	47.51
9	13	2016	3	8	9,172	7.21	171	127,190	4,863	4,309	53.02	46.98
5	20	2016	6	12	9,170	7.21	172	127,190	4,218	4,952	46.00	54.00
3	8	2016	3	8	9,168	7.21	173	127,190	5,042	4,126	55.00	45.00
3	24	2016	5	8	9,168	7.21	174	127,190	4,983	4,185	54.35	45.65
7	5	2016	3	14	9,168	7.21	175	127,190	4,477	4,691	48.83	51.17
7	11	2016	2	17	9,168	7.21	176	127,190	4,087	5,081	44.58	55.42
5	2	2016	2	8	9,166	7.21	177	127,190	5,026	4,140	54.83	45.17
7	21	2016	5	8	9,166	7.21	178	127,190	4,938	4,228	53.87	46.13
9	21	2016	4	8	9,166	7.21	179	127,190	4,962	4,204	54.13	45.87
2	17	2016	4	8	9,162	7.20	180	127,190	4,793	4,369	52.31	47.69
7	20	2016	4	8	9,160	7.20	181	127,190	4,853	4,307	52.98	47.02
10	5	2016	4	17	9,159	7.20	182	127,190	3,967	5,192	43.31	56.69
1	19	2016	3	8	9,158	7.20	183	127,190	4,875	4,283	53.23	46.77
5	9	2016	2	17	9,157	7.20	184	127,190	3,925	5,232	42.86	57.14
5	26	2016	5	16	9,157	7.20	185	127,190	4,252	4,905	46.43	53.57
10	12	2016	4	17	9,156	7.20	186	127,190	4,176	4,980	45.61	54.39
7	9	2016	7	12	9,147	7.19	187	127,190	4,562	4,585	49.87	50.13
3	10	2016	5	8	9,146	7.19	188	127,190	5,016	4,130	54.84	45.16
7	27	2016	4	16	9,146	7.19	189	127,190	4,278	4,868	46.77	53.23
8	11	2016	5	8	9,145	7.19	190	127,190	4,882	4,263	53.38	46.62
12	14	2016	4	16	9,145	7.19	191	127,190	4,112	5,033	44.96	55.04
3	18	2016	6	14	9,143	7.19	192	127,190	4,333	4,810	47.39	52.61
4	15	2016	6	13	9,142	7.19	193	127,190	4,210	4,932	46.05	53.95
8	9	2016	3	8	9,142	7.19	194	127,190	4,895	4,247	53.54	46.46
5	23	2016	2	17	9,140	7.19	195	127,190	4,089	5,051	44.74	55.26
4	6	2016	4	17	9,134	7.18	196	127,190	3,937	5,197	43.10	56.90
8	26	2016	6	11	9,132	7.18	197	127,190	4,536	4,596	49.67	50.33
9	1	2016	5	8	9,132	7.18	198	127,190	4,912	4,220	53.79	46.21
2	2	2016	3	8	9,131	7.18	199	127,190	4,840	4,291	53.01	46.99
2	5	2016	6	16	9,130	7.18	200	127,190	4,309	4,821	47.20	52.80



AADT= 150,094      K 30 FACTOR= 7.35      K 100 FACTOR= 7.17      K 200 FACTOR= 7.06      D 30 FACTOR= 54.70



MO	DY	YR	DAY OF WK	HR	HR VOL	PERCENT OF AADT	HOUR NUMBER	AADT	NORTH VOLUME	SOUTH VOLUME	PERCENT NORTH IS OF TOTAL VOLUME	PERCENT SOUTH IS OF TOTAL VOLUME
3	25	2016	6	15	11,474	7.64	1	150,094	6,032	5,442	52.57	47.43
12	26	2016	2	13	11,442	7.62	2	150,094	5,823	5,619	50.89	49.11
3	25	2016	6	16	11,435	7.62	3	150,094	6,091	5,344	53.27	46.73
3	18	2016	6	16	11,304	7.53	4	150,094	6,115	5,189	54.10	45.90
8	31	2016	4	16	11,300	7.53	5	150,094	5,937	5,363	52.54	47.46
4	1	2016	6	15	11,286	7.52	6	150,094	5,797	5,489	51.36	48.64
3	24	2016	5	16	11,283	7.52	7	150,094	6,193	5,090	54.89	45.11
4	28	2016	5	17	11,279	7.51	8	150,094	6,318	4,961	56.02	43.98
7	30	2016	7	12	11,266	7.51	9	150,094	5,722	5,544	50.79	49.21
11	23	2016	4	12	11,231	7.48	10	150,094	5,713	5,518	50.87	49.13
2	5	2016	6	16	11,226	7.48	11	150,094	6,315	4,911	56.25	43.75
4	14	2016	5	17	11,195	7.46	12	150,094	6,074	5,121	54.26	45.74
8	6	2016	7	12	11,190	7.46	13	150,094	5,692	5,498	50.87	49.13
3	18	2016	6	15	11,172	7.44	14	150,094	5,760	5,412	51.56	48.44
4	15	2016	6	15	11,171	7.44	15	150,094	5,745	5,426	51.43	48.57
12	30	2016	6	13	11,165	7.44	16	150,094	5,655	5,510	50.65	49.35

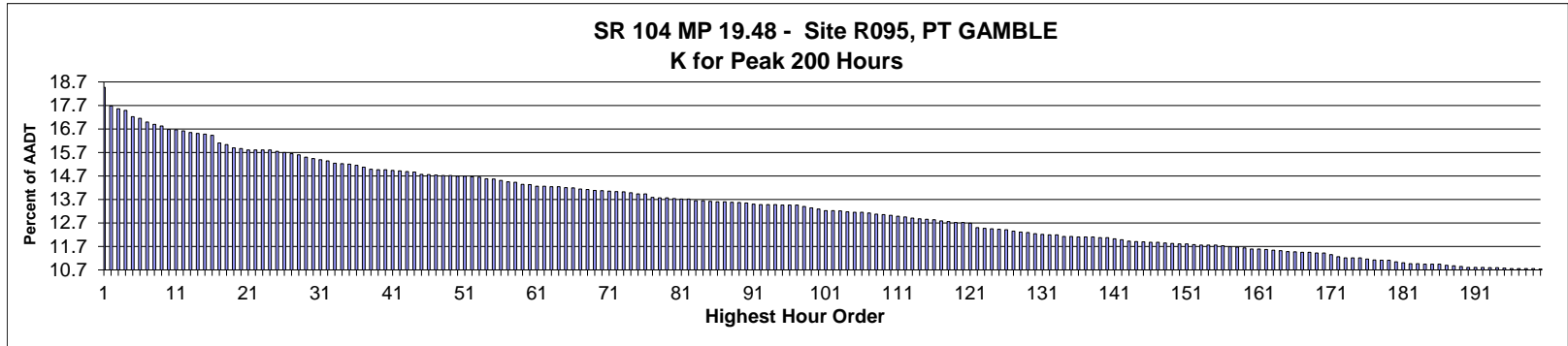


MO	DY	YR	DAY OF WK	HR	HR VOL	PERCENT OF AADT	HOUR NUMBER	AADT	NORTH VOLUME	SOUTH VOLUME	PERCENT NORTH IS OF TOTAL VOLUME	PERCENT SOUTH IS OF TOTAL VOLUME
9	30	2016	6	15	11,159	7.43	17	150,094	6,065	5,094	54.35	45.65
4	15	2016	6	16	11,147	7.43	18	150,094	6,127	5,020	54.97	45.03
3	25	2016	6	13	11,128	7.41	19	150,094	5,800	5,328	52.12	47.88
11	10	2016	5	16	11,121	7.41	20	150,094	6,024	5,097	54.17	45.83
11	11	2016	6	12	11,121	7.41	21	150,094	5,556	5,565	49.96	50.04
3	17	2016	5	17	11,120	7.41	22	150,094	6,245	4,875	56.16	43.84
10	27	2016	5	17	11,099	7.39	23	150,094	5,956	5,143	53.66	46.34
3	25	2016	6	14	11,096	7.39	24	150,094	5,621	5,475	50.66	49.34
10	21	2016	6	16	11,081	7.38	25	150,094	5,936	5,145	53.57	46.43
4	2	2016	7	12	11,064	7.37	26	150,094	5,626	5,438	50.85	49.15
2	16	2016	3	16	11,060	7.37	27	150,094	6,206	4,854	56.11	43.89
3	17	2016	5	16	11,045	7.36	28	150,094	6,016	5,029	54.47	45.53
4	14	2016	5	16	11,045	7.36	29	150,094	5,981	5,064	54.15	45.85
4	13	2016	4	17	11,032	7.35	30	150,094	6,035	4,997	54.70	45.30
10	20	2016	5	17	11,030	7.35	31	150,094	5,986	5,044	54.27	45.73
7	13	2016	4	16	11,019	7.34	32	150,094	5,854	5,165	53.13	46.87
4	1	2016	6	14	11,010	7.34	33	150,094	5,664	5,346	51.44	48.56
4	28	2016	5	16	11,009	7.33	34	150,094	6,032	4,977	54.79	45.21
10	21	2016	6	15	11,005	7.33	35	150,094	5,874	5,131	53.38	46.62
1	14	2016	5	17	11,003	7.33	36	150,094	6,208	4,795	56.42	43.58
4	27	2016	4	17	10,998	7.33	37	150,094	6,205	4,793	56.42	43.58
9	16	2016	6	15	10,989	7.32	38	150,094	5,835	5,154	53.10	46.90
2	12	2016	6	14	10,981	7.32	39	150,094	5,499	5,482	50.08	49.92
3	30	2016	4	17	10,981	7.32	40	150,094	6,009	4,972	54.72	45.28
4	15	2016	6	14	10,970	7.31	41	150,094	5,657	5,313	51.57	48.43
2	2	2016	3	17	10,967	7.31	42	150,094	6,366	4,601	58.05	41.95
2	23	2016	3	17	10,967	7.31	43	150,094	6,300	4,667	57.45	42.55
10	7	2016	6	14	10,966	7.31	44	150,094	5,284	5,682	48.19	51.81
4	7	2016	5	17	10,963	7.30	45	150,094	5,922	5,041	54.02	45.98
9	10	2016	7	12	10,960	7.30	46	150,094	5,862	5,098	53.49	46.51
10	7	2016	6	15	10,953	7.30	47	150,094	5,689	5,264	51.94	48.06
3	24	2016	5	17	10,948	7.29	48	150,094	6,156	4,792	56.23	43.77
7	21	2016	5	16	10,936	7.29	49	150,094	5,810	5,126	53.13	46.87
3	15	2016	3	17	10,924	7.28	50	150,094	6,183	4,741	56.60	43.40
10	12	2016	4	16	10,924	7.28	51	150,094	5,903	5,021	54.04	45.96
4	8	2016	6	15	10,923	7.28	52	150,094	5,733	5,190	52.49	47.51
9	10	2016	7	13	10,920	7.28	53	150,094	5,699	5,221	52.19	47.81
2	5	2016	6	15	10,916	7.27	54	150,094	5,858	5,058	53.66	46.34
9	2	2016	6	13	10,905	7.27	55	150,094	5,704	5,201	52.31	47.69
9	16	2016	6	14	10,872	7.24	56	150,094	5,863	5,009	53.93	46.07
12	22	2016	5	15	10,870	7.24	57	150,094	5,795	5,075	53.31	46.69
10	7	2016	6	13	10,863	7.24	58	150,094	5,303	5,560	48.82	51.18
9	29	2016	5	16	10,861	7.24	59	150,094	5,924	4,937	54.54	45.46
3	26	2016	7	16	10,860	7.24	60	150,094	5,414	5,446	49.85	50.15
12	28	2016	4	16	10,857	7.23	61	150,094	5,723	5,134	52.71	47.29
7	23	2016	7	14	10,855	7.23	62	150,094	5,677	5,178	52.30	47.70
9	28	2016	4	17	10,852	7.23	63	150,094	6,054	4,798	55.79	44.21
2	16	2016	3	17	10,844	7.22	64	150,094	6,084	4,760	56.10	43.90
10	25	2016	3	17	10,844	7.22	65	150,094	6,036	4,808	55.66	44.34
4	20	2016	4	16	10,843	7.22	66	150,094	5,838	5,005	53.84	46.16
8	17	2016	4	16	10,842	7.22	67	150,094	5,721	5,121	52.77	47.23

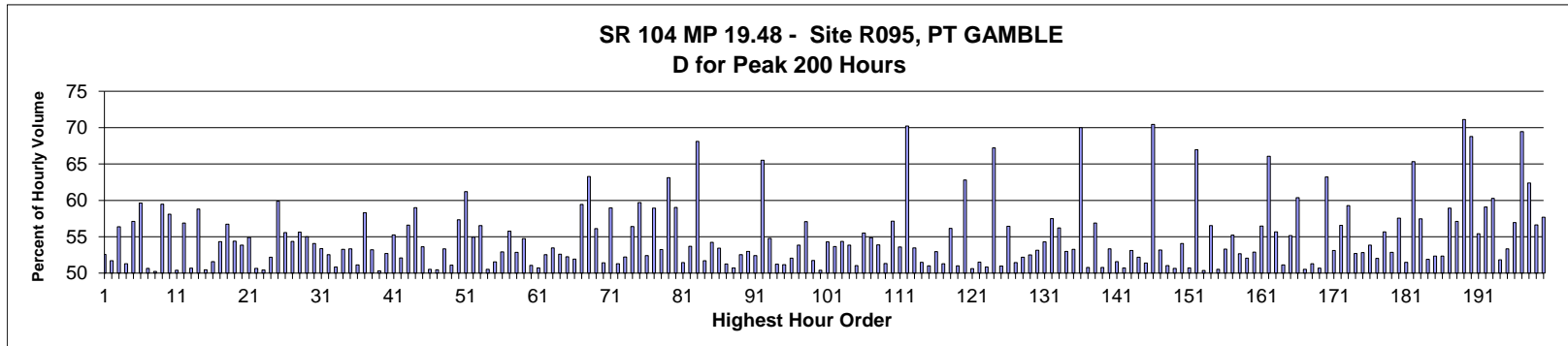
MO	DY	YR	DAY OF WK	HR	HR VOL	PERCENT OF AADT	HOUR NUMBER	AADT	NORTH VOLUME	SOUTH VOLUME	PERCENT NORTH IS OF TOTAL VOLUME	PERCENT SOUTH IS OF TOTAL VOLUME
8	20	2016	7	12	10,840	7.22	68	150,094	5,564	5,276	51.33	48.67
8	3	2016	4	16	10,836	7.22	69	150,094	5,746	5,090	53.03	46.97
12	29	2016	5	16	10,833	7.22	70	150,094	5,841	4,992	53.92	46.08
9	30	2016	6	13	10,831	7.22	71	150,094	5,629	5,202	51.97	48.03
8	6	2016	7	11	10,830	7.22	72	150,094	5,398	5,432	49.84	50.16
4	21	2016	5	17	10,829	7.21	73	150,094	5,798	5,031	53.54	46.46
9	6	2016	3	16	10,826	7.21	74	150,094	5,910	4,916	54.59	45.41
9	17	2016	7	12	10,819	7.21	75	150,094	5,299	5,520	48.98	51.02
3	27	2016	1	14	10,818	7.21	76	150,094	5,561	5,257	51.41	48.59
4	6	2016	4	16	10,817	7.21	77	150,094	5,718	5,099	52.86	47.14
7	9	2016	7	13	10,817	7.21	78	150,094	5,519	5,298	51.02	48.98
12	20	2016	3	17	10,817	7.21	79	150,094	5,849	4,968	54.07	45.93
4	1	2016	6	13	10,816	7.21	80	150,094	5,470	5,346	50.57	49.43
12	26	2016	2	12	10,813	7.20	81	150,094	5,084	5,729	47.02	52.98
3	31	2016	5	17	10,812	7.20	82	150,094	5,905	4,907	54.62	45.38
9	9	2016	6	14	10,812	7.20	83	150,094	5,389	5,423	49.84	50.16
2	17	2016	4	17	10,807	7.20	84	150,094	6,076	4,731	56.22	43.78
2	13	2016	7	12	10,806	7.20	85	150,094	5,278	5,528	48.84	51.16
1	15	2016	6	16	10,804	7.20	86	150,094	5,753	5,051	53.25	46.75
12	30	2016	6	12	10,803	7.20	87	150,094	5,461	5,342	50.55	49.45
9	16	2016	6	13	10,800	7.20	88	150,094	5,595	5,205	51.81	48.19
3	18	2016	6	14	10,798	7.19	89	150,094	5,542	5,256	51.32	48.68
9	16	2016	6	16	10,795	7.19	90	150,094	5,894	4,901	54.60	45.40
2	18	2016	5	16	10,792	7.19	91	150,094	5,860	4,932	54.30	45.70
12	22	2016	5	14	10,791	7.19	92	150,094	5,622	5,169	52.10	47.90
1	20	2016	4	17	10,784	7.18	93	150,094	6,000	4,784	55.64	44.36
4	5	2016	3	17	10,782	7.18	94	150,094	5,896	4,886	54.68	45.32
11	18	2016	6	15	10,781	7.18	95	150,094	5,753	5,028	53.36	46.64
3	21	2016	2	17	10,777	7.18	96	150,094	5,915	4,862	54.89	45.11
10	28	2016	6	16	10,775	7.18	97	150,094	5,779	4,996	53.63	46.37
9	21	2016	4	17	10,772	7.18	98	150,094	5,858	4,914	54.38	45.62
2	18	2016	5	17	10,770	7.18	99	150,094	5,935	4,835	55.11	44.89
8	6	2016	7	15	10,768	7.17	100	150,094	5,579	5,189	51.81	48.19
9	21	2016	4	16	10,768	7.17	101	150,094	5,861	4,907	54.43	45.57
4	8	2016	6	16	10,766	7.17	102	150,094	5,874	4,892	54.56	45.44
2	25	2016	5	17	10,765	7.17	103	150,094	5,890	4,875	54.71	45.29
4	11	2016	2	17	10,765	7.17	104	150,094	5,950	4,815	55.27	44.73
8	2	2016	3	17	10,765	7.17	105	150,094	5,813	4,952	54.00	46.00
9	17	2016	7	15	10,764	7.17	106	150,094	5,678	5,086	52.75	47.25
3	3	2016	5	17	10,762	7.17	107	150,094	5,940	4,822	55.19	44.81
9	28	2016	4	8	10,760	7.17	108	150,094	5,157	5,603	47.93	52.07
7	7	2016	5	16	10,758	7.17	109	150,094	5,917	4,841	55.00	45.00
12	13	2016	3	17	10,758	7.17	110	150,094	5,981	4,777	55.60	44.40
12	16	2016	6	15	10,758	7.17	111	150,094	5,910	4,848	54.94	45.06
3	25	2016	6	17	10,757	7.17	112	150,094	5,777	4,980	53.70	46.30
4	1	2016	6	16	10,756	7.17	113	150,094	5,814	4,942	54.05	45.95
12	20	2016	3	16	10,755	7.17	114	150,094	5,637	5,118	52.41	47.59
4	8	2016	6	13	10,752	7.16	115	150,094	5,530	5,222	51.43	48.57
7	27	2016	4	16	10,751	7.16	116	150,094	5,715	5,036	53.16	46.84
7	11	2016	2	17	10,744	7.16	117	150,094	5,804	4,940	54.02	45.98
4	26	2016	3	17	10,743	7.16	118	150,094	6,037	4,706	56.19	43.81

MO	DY	YR	DAY OF WK	HR	HR VOL	PERCENT OF AADT	HOUR NUMBER	AADT	NORTH VOLUME	SOUTH VOLUME	PERCENT NORTH IS OF TOTAL VOLUME	PERCENT SOUTH IS OF TOTAL VOLUME
1	8	2016	6	16	10,731	7.15	119	150,094	5,983	4,748	55.75	44.25
7	6	2016	4	17	10,724	7.14	120	150,094	5,712	5,012	53.26	46.74
10	5	2016	4	17	10,724	7.14	121	150,094	5,861	4,863	54.65	45.35
12	29	2016	5	14	10,724	7.14	122	150,094	5,659	5,065	52.77	47.23
9	9	2016	6	15	10,722	7.14	123	150,094	5,640	5,082	52.60	47.40
11	11	2016	6	13	10,719	7.14	124	150,094	5,611	5,108	52.35	47.65
8	11	2016	5	13	10,718	7.14	125	150,094	5,417	5,301	50.54	49.46
7	8	2016	6	12	10,709	7.13	126	150,094	5,329	5,380	49.76	50.24
8	8	2016	2	16	10,709	7.13	127	150,094	5,627	5,082	52.54	47.46
9	30	2016	6	14	10,709	7.13	128	150,094	5,728	4,981	53.49	46.51
4	8	2016	6	14	10,707	7.13	129	150,094	5,508	5,199	51.44	48.56
1	29	2016	6	16	10,702	7.13	130	150,094	6,094	4,608	56.94	43.06
8	22	2016	2	16	10,701	7.13	131	150,094	5,633	5,068	52.64	47.36
3	3	2016	5	16	10,696	7.13	132	150,094	5,773	4,923	53.97	46.03
7	5	2016	3	16	10,696	7.13	133	150,094	5,713	4,983	53.41	46.59
3	18	2016	6	13	10,694	7.12	134	150,094	5,242	5,452	49.02	50.98
9	9	2016	6	13	10,694	7.12	135	150,094	5,288	5,406	49.45	50.55
12	30	2016	6	14	10,693	7.12	136	150,094	5,589	5,104	52.27	47.73
8	14	2016	1	13	10,691	7.12	137	150,094	5,488	5,203	51.33	48.67
12	29	2016	5	13	10,691	7.12	138	150,094	5,743	4,948	53.72	46.28
9	17	2016	7	13	10,684	7.12	139	150,094	5,748	4,936	53.80	46.20
1	26	2016	3	17	10,683	7.12	140	150,094	6,129	4,554	57.37	42.63
8	30	2016	3	16	10,683	7.12	141	150,094	5,608	5,075	52.49	47.51
8	20	2016	7	11	10,682	7.12	142	150,094	5,357	5,325	50.15	49.85
4	8	2016	6	12	10,681	7.12	143	150,094	5,568	5,113	52.13	47.87
10	19	2016	4	16	10,681	7.12	144	150,094	5,619	5,062	52.61	47.39
4	2	2016	7	17	10,680	7.12	145	150,094	5,725	4,955	53.60	46.40
7	1	2016	6	12	10,678	7.11	146	150,094	5,374	5,304	50.33	49.67
7	30	2016	7	11	10,674	7.11	147	150,094	5,308	5,366	49.73	50.27
7	18	2016	2	16	10,671	7.11	148	150,094	5,690	4,981	53.32	46.68
12	28	2016	4	15	10,671	7.11	149	150,094	5,751	4,920	53.89	46.11
12	27	2016	3	13	10,667	7.11	150	150,094	5,696	4,971	53.40	46.60
1	28	2016	5	17	10,666	7.11	151	150,094	5,866	4,800	55.00	45.00
10	1	2016	7	14	10,661	7.10	152	150,094	5,656	5,005	53.05	46.95
10	27	2016	5	16	10,661	7.10	153	150,094	5,724	4,937	53.69	46.31
12	2	2016	6	16	10,658	7.10	154	150,094	5,782	4,876	54.25	45.75
2	11	2016	5	16	10,657	7.10	155	150,094	5,726	4,931	53.73	46.27
10	12	2016	4	17	10,656	7.10	156	150,094	5,654	5,002	53.06	46.94
9	10	2016	7	11	10,648	7.09	157	150,094	5,463	5,185	51.31	48.69
7	18	2016	2	17	10,643	7.09	158	150,094	5,739	4,904	53.92	46.08
11	29	2016	3	17	10,640	7.09	159	150,094	5,905	4,735	55.50	44.50
7	20	2016	4	17	10,639	7.09	160	150,094	5,659	4,980	53.19	46.81
3	16	2016	4	17	10,638	7.09	161	150,094	6,003	4,635	56.43	43.57
8	9	2016	3	17	10,637	7.09	162	150,094	5,568	5,069	52.35	47.65
4	9	2016	7	13	10,636	7.09	163	150,094	5,639	4,997	53.02	46.98
8	29	2016	2	16	10,635	7.09	164	150,094	5,529	5,106	51.99	48.01
10	7	2016	6	12	10,635	7.09	165	150,094	5,169	5,466	48.60	51.40
7	7	2016	5	15	10,633	7.08	166	150,094	5,785	4,848	54.41	45.59
9	3	2016	7	12	10,632	7.08	167	150,094	5,385	5,247	50.65	49.35
7	9	2016	7	15	10,631	7.08	168	150,094	5,481	5,150	51.56	48.44
8	10	2016	4	16	10,631	7.08	169	150,094	5,518	5,113	51.90	48.10

MO	DY	YR	DAY OF WK	HR	HR VOL	PERCENT OF AADT	HOUR NUMBER	AADT	NORTH VOLUME	SOUTH VOLUME	PERCENT NORTH IS OF TOTAL VOLUME	PERCENT SOUTH IS OF TOTAL VOLUME
8	1	2016	2	16	10,629	7.08	170	150,094	5,697	4,932	53.60	46.40
8	4	2016	5	15	10,629	7.08	171	150,094	5,476	5,153	51.52	48.48
2	10	2016	4	17	10,627	7.08	172	150,094	5,834	4,793	54.90	45.10
7	29	2016	6	12	10,622	7.08	173	150,094	5,341	5,281	50.28	49.72
8	15	2016	2	17	10,622	7.08	174	150,094	5,718	4,904	53.83	46.17
11	3	2016	5	16	10,622	7.08	175	150,094	5,577	5,045	52.50	47.50
11	18	2016	6	16	10,620	7.08	176	150,094	5,892	4,728	55.48	44.52
2	12	2016	6	13	10,618	7.07	177	150,094	5,374	5,244	50.61	49.39
9	13	2016	3	17	10,618	7.07	178	150,094	5,723	4,895	53.90	46.10
9	8	2016	5	16	10,616	7.07	179	150,094	5,594	5,022	52.69	47.31
3	26	2016	7	12	10,615	7.07	180	150,094	5,140	5,475	48.42	51.58
1	14	2016	5	16	10,613	7.07	181	150,094	5,771	4,842	54.38	45.62
11	16	2016	4	16	10,611	7.07	182	150,094	5,699	4,912	53.71	46.29
7	14	2016	5	16	10,609	7.07	183	150,094	5,687	4,922	53.61	46.39
2	25	2016	5	16	10,608	7.07	184	150,094	5,648	4,960	53.24	46.76
3	19	2016	7	14	10,608	7.07	185	150,094	5,694	4,914	53.68	46.32
1	29	2016	6	15	10,606	7.07	186	150,094	5,659	4,947	53.36	46.64
8	4	2016	5	14	10,604	7.06	187	150,094	5,482	5,122	51.70	48.30
12	21	2016	4	17	10,603	7.06	188	150,094	5,949	4,654	56.11	43.89
7	23	2016	7	11	10,602	7.06	189	150,094	5,282	5,320	49.82	50.18
7	10	2016	1	14	10,599	7.06	190	150,094	5,568	5,031	52.53	47.47
4	11	2016	2	16	10,597	7.06	191	150,094	5,781	4,816	54.55	45.45
7	5	2016	3	13	10,596	7.06	192	150,094	5,419	5,177	51.14	48.86
3	5	2016	7	17	10,595	7.06	193	150,094	5,755	4,840	54.32	45.68
7	7	2016	5	17	10,595	7.06	194	150,094	5,734	4,861	54.12	45.88
7	30	2016	7	13	10,595	7.06	195	150,094	5,448	5,147	51.42	48.58
8	13	2016	7	11	10,594	7.06	196	150,094	5,379	5,215	50.77	49.23
4	2	2016	7	13	10,592	7.06	197	150,094	5,420	5,172	51.17	48.83
7	2	2016	7	11	10,592	7.06	198	150,094	4,890	5,702	46.17	53.83
12	14	2016	4	16	10,591	7.06	199	150,094	5,666	4,925	53.50	46.50
9	14	2016	4	16	10,590	7.06	200	150,094	5,674	4,916	53.58	46.42



AADT= 5,808      K 30 FACTOR= 15.44      K 100 FACTOR= 13.29      K 200 FACTOR= 10.74      D 30 FACTOR= 54.07



MO	DY	YR	DAY OF WK	HR	HR VOL	PERCENT OF AADT	HOUR NUMBER	AADT	EAST VOLUME	WEST VOLUME	PERCENT EAST IS OF TOTAL VOLUME	PERCENT WEST IS OF TOTAL VOLUME
8	18	2016	5	17	1,073	18.47	1	5,808	509	564	47.44	52.56
8	17	2016	4	16	1,027	17.68	2	5,808	496	531	48.30	51.70
8	26	2016	6	17	1,020	17.56	3	5,808	445	575	43.63	56.37
8	17	2016	4	17	1,016	17.49	4	5,808	521	495	51.28	48.72
8	17	2016	4	18	1,000	17.22	5	5,808	571	429	57.10	42.90
8	20	2016	7	16	996	17.15	6	5,808	402	594	40.36	59.64
8	25	2016	5	16	987	16.99	7	5,808	500	487	50.66	49.34
8	21	2016	1	13	981	16.89	8	5,808	493	488	50.25	49.75
8	20	2016	7	12	977	16.82	9	5,808	396	581	40.53	59.47
8	19	2016	6	17	969	16.68	10	5,808	406	563	41.90	58.10
8	24	2016	4	17	968	16.67	11	5,808	488	480	50.41	49.59
8	18	2016	5	16	965	16.62	12	5,808	549	416	56.89	43.11
8	25	2016	5	17	961	16.55	13	5,808	487	474	50.68	49.32
8	18	2016	5	18	959	16.51	14	5,808	564	395	58.81	41.19
8	24	2016	4	16	957	16.48	15	5,808	483	474	50.47	49.53
8	21	2016	1	12	954	16.43	16	5,808	462	492	48.43	51.57

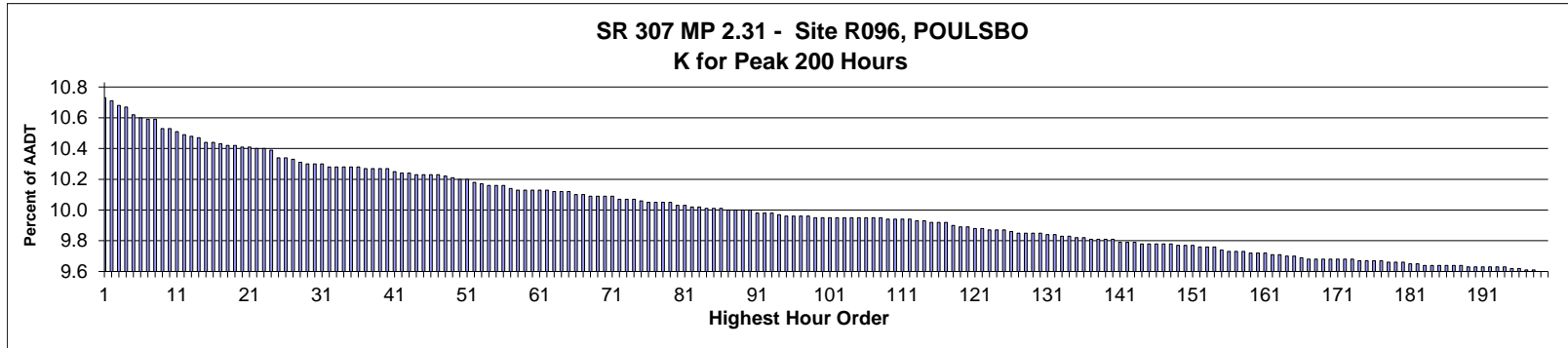
MO	DY	YR	DAY OF WK	HR	HR VOL	PERCENT OF AADT	HOUR NUMBER	AADT	EAST VOLUME	WEST VOLUME	PERCENT EAST IS OF TOTAL VOLUME	PERCENT WEST IS OF TOTAL VOLUME
8	16	2016	3	16	935	16.10	17	5,808	427	508	45.67	54.33
8	19	2016	6	12	931	16.03	18	5,808	403	528	43.29	56.71
8	15	2016	2	18	923	15.89	19	5,808	502	421	54.39	45.61
8	26	2016	6	16	921	15.86	20	5,808	425	496	46.15	53.85
8	15	2016	2	16	918	15.81	21	5,808	414	504	45.10	54.90
8	15	2016	2	17	918	15.81	22	5,808	465	453	50.65	49.35
8	16	2016	3	17	918	15.81	23	5,808	463	455	50.44	49.56
8	28	2016	1	13	918	15.81	24	5,808	479	439	52.18	47.82
8	27	2016	7	12	915	15.75	25	5,808	367	548	40.11	59.89
8	19	2016	6	16	912	15.70	26	5,808	405	507	44.41	55.59
8	24	2016	4	18	909	15.65	27	5,808	494	415	54.35	45.65
8	15	2016	2	13	906	15.60	28	5,808	402	504	44.37	55.63
8	25	2016	5	18	900	15.50	29	5,808	495	405	55.00	45.00
8	16	2016	3	18	897	15.44	30	5,808	485	412	54.07	45.93
8	27	2016	7	17	894	15.39	31	5,808	477	417	53.36	46.64
8	23	2016	3	17	891	15.34	32	5,808	468	423	52.53	47.47
8	22	2016	2	16	885	15.24	33	5,808	450	435	50.85	49.15
8	21	2016	1	16	884	15.22	34	5,808	471	413	53.28	46.72
8	23	2016	3	16	883	15.20	35	5,808	412	471	46.66	53.34
8	26	2016	6	18	880	15.15	36	5,808	430	450	48.86	51.14
8	26	2016	6	12	875	15.07	37	5,808	365	510	41.71	58.29
8	27	2016	7	16	870	14.98	38	5,808	463	407	53.22	46.78
8	18	2016	5	13	869	14.96	39	5,808	437	432	50.29	49.71
8	19	2016	6	14	869	14.96	40	5,808	411	458	47.30	52.70
8	20	2016	7	18	867	14.93	41	5,808	479	388	55.25	44.75
8	18	2016	5	15	866	14.91	42	5,808	451	415	52.08	47.92
8	19	2016	6	15	864	14.88	43	5,808	375	489	43.40	56.60
8	21	2016	1	17	863	14.86	44	5,808	509	354	58.98	41.02
8	17	2016	4	12	858	14.77	45	5,808	398	460	46.39	53.61
8	27	2016	7	14	857	14.76	46	5,808	424	433	49.47	50.53
8	27	2016	7	15	856	14.74	47	5,808	432	424	50.47	49.53
8	19	2016	6	13	855	14.72	48	5,808	399	456	46.67	53.33
8	22	2016	2	17	855	14.72	49	5,808	437	418	51.11	48.89
8	21	2016	1	15	853	14.69	50	5,808	489	364	57.33	42.67
8	28	2016	1	14	853	14.69	51	5,808	522	331	61.20	38.80
8	25	2016	5	12	852	14.67	52	5,808	384	468	45.07	54.93
8	28	2016	1	15	851	14.65	53	5,808	481	370	56.52	43.48
8	17	2016	4	14	847	14.58	54	5,808	419	428	49.47	50.53
8	18	2016	5	14	846	14.57	55	5,808	436	410	51.54	48.46
8	19	2016	6	18	843	14.51	56	5,808	397	446	47.09	52.91
8	21	2016	1	14	839	14.45	57	5,808	468	371	55.78	44.22
8	20	2016	7	19	838	14.43	58	5,808	443	395	52.86	47.14
8	21	2016	1	19	833	14.34	59	5,808	456	377	54.74	45.26
8	27	2016	7	13	832	14.33	60	5,808	407	425	48.92	51.08
8	15	2016	2	15	828	14.26	61	5,808	420	408	50.72	49.28
8	28	2016	1	11	828	14.26	62	5,808	435	393	52.54	47.46
8	20	2016	7	11	827	14.24	63	5,808	385	442	46.55	53.45
8	28	2016	1	16	827	14.24	64	5,808	435	392	52.60	47.40
8	23	2016	3	18	825	14.20	65	5,808	431	394	52.24	47.76
8	17	2016	4	15	824	14.19	66	5,808	428	396	51.94	48.06
8	26	2016	6	13	821	14.14	67	5,808	333	488	40.56	59.44

MO	DY	YR	DAY OF WK	HR	HR VOL	PERCENT OF AADT	HOUR NUMBER	AADT	EAST VOLUME	WEST VOLUME	PERCENT EAST IS OF TOTAL VOLUME	PERCENT WEST IS OF TOTAL VOLUME
7	29	2016	6	17	820	14.12	68	5,808	301	519	36.71	63.29
8	26	2016	6	15	818	14.08	69	5,808	359	459	43.89	56.11
8	22	2016	2	12	817	14.07	70	5,808	397	420	48.59	51.41
8	20	2016	7	15	816	14.05	71	5,808	335	481	41.05	58.95
8	24	2016	4	19	815	14.03	72	5,808	397	418	48.71	51.29
8	19	2016	6	11	814	14.02	73	5,808	389	425	47.79	52.21
8	15	2016	2	14	812	13.98	74	5,808	354	458	43.60	56.40
8	20	2016	7	13	809	13.93	75	5,808	326	483	40.30	59.70
8	27	2016	7	11	809	13.93	76	5,808	385	424	47.59	52.41
8	18	2016	5	12	801	13.79	77	5,808	329	472	41.07	58.93
8	21	2016	1	11	800	13.77	78	5,808	426	374	53.25	46.75
8	21	2016	1	18	800	13.77	79	5,808	505	295	63.13	36.88
8	26	2016	6	14	798	13.74	80	5,808	327	471	40.98	59.02
8	20	2016	7	17	797	13.72	81	5,808	387	410	48.56	51.44
8	25	2016	5	13	797	13.72	82	5,808	369	428	46.30	53.70
7	23	2016	7	13	793	13.65	83	5,808	253	540	31.90	68.10
8	15	2016	2	12	793	13.65	84	5,808	383	410	48.30	51.70
8	22	2016	2	18	791	13.62	85	5,808	429	362	54.24	45.76
8	15	2016	2	11	790	13.60	86	5,808	368	422	46.58	53.42
8	16	2016	3	15	790	13.60	87	5,808	405	385	51.27	48.73
8	22	2016	2	11	789	13.58	88	5,808	389	400	49.30	50.70
8	22	2016	2	15	788	13.57	89	5,808	414	374	52.54	47.46
8	23	2016	3	12	787	13.55	90	5,808	370	417	47.01	52.99
8	26	2016	6	11	784	13.50	91	5,808	373	411	47.58	52.42
7	23	2016	7	14	783	13.48	92	5,808	270	513	34.48	65.52
8	24	2016	4	13	783	13.48	93	5,808	354	429	45.21	54.79
8	25	2016	5	15	783	13.48	94	5,808	401	382	51.21	48.79
8	16	2016	3	19	782	13.46	95	5,808	382	400	48.85	51.15
8	19	2016	6	19	782	13.46	96	5,808	407	375	52.05	47.95
8	23	2016	3	15	782	13.46	97	5,808	421	361	53.84	46.16
8	16	2016	3	12	778	13.40	98	5,808	334	444	42.93	57.07
8	25	2016	5	19	775	13.34	99	5,808	374	401	48.26	51.74
8	17	2016	4	13	772	13.29	100	5,808	389	383	50.39	49.61
8	24	2016	4	12	768	13.22	101	5,808	351	417	45.70	54.30
8	26	2016	6	19	768	13.22	102	5,808	356	412	46.35	53.65
8	15	2016	2	19	767	13.21	103	5,808	350	417	45.63	54.37
8	17	2016	4	10	765	13.17	104	5,808	353	412	46.14	53.86
8	17	2016	4	11	764	13.15	105	5,808	374	390	48.95	51.05
8	22	2016	2	13	764	13.15	106	5,808	340	424	44.50	55.50
8	28	2016	1	12	762	13.12	107	5,808	344	418	45.14	54.86
8	19	2016	6	20	759	13.07	108	5,808	350	409	46.11	53.89
8	16	2016	3	13	758	13.05	109	5,808	389	369	51.32	48.68
8	27	2016	7	18	756	13.02	110	5,808	432	324	57.14	42.86
8	20	2016	7	10	754	12.98	111	5,808	350	404	46.42	53.58
7	16	2016	7	12	752	12.95	112	5,808	224	528	29.79	70.21
8	25	2016	5	14	750	12.91	113	5,808	349	401	46.53	53.47
8	15	2016	2	10	748	12.88	114	5,808	385	363	51.47	48.53
7	24	2016	1	12	747	12.86	115	5,808	381	366	51.00	49.00
8	24	2016	4	14	746	12.84	116	5,808	351	395	47.05	52.95
8	17	2016	4	19	743	12.79	117	5,808	381	362	51.28	48.72
8	18	2016	5	19	741	12.76	118	5,808	416	325	56.14	43.86

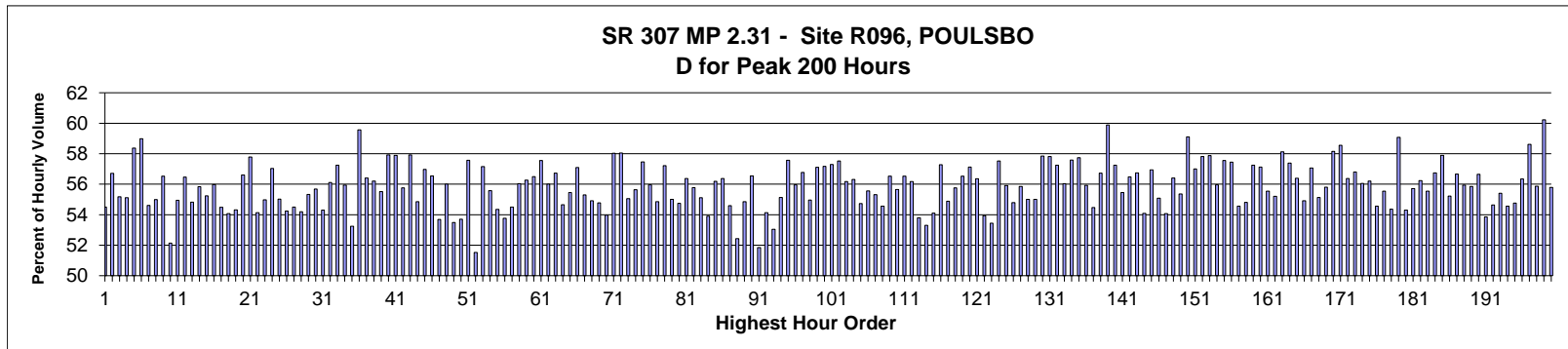
MO	DY	YR	DAY OF WK	HR	HR VOL	PERCENT OF AADT	HOUR NUMBER	AADT	EAST VOLUME	WEST VOLUME	PERCENT EAST IS OF TOTAL VOLUME	PERCENT WEST IS OF TOTAL VOLUME
8	25	2016	5	11	739	12.72	119	5,808	377	362	51.01	48.99
8	28	2016	1	18	739	12.72	120	5,808	464	275	62.79	37.21
8	24	2016	4	15	737	12.69	121	5,808	364	373	49.39	50.61
8	19	2016	6	10	726	12.50	122	5,808	352	374	48.48	51.52
8	25	2016	5	8	724	12.47	123	5,808	368	356	50.83	49.17
8	20	2016	7	14	723	12.45	124	5,808	237	486	32.78	67.22
8	18	2016	5	10	722	12.43	125	5,808	354	368	49.03	50.97
7	17	2016	1	12	721	12.41	126	5,808	314	407	43.55	56.45
7	24	2016	1	13	717	12.35	127	5,808	369	348	51.46	48.54
8	17	2016	4	8	715	12.31	128	5,808	342	373	47.83	52.17
8	16	2016	3	14	714	12.29	129	5,808	375	339	52.52	47.48
8	27	2016	7	10	711	12.24	130	5,808	333	378	46.84	53.16
8	26	2016	6	10	709	12.21	131	5,808	324	385	45.70	54.30
8	15	2016	2	8	708	12.19	132	5,808	301	407	42.51	57.49
8	28	2016	1	17	708	12.19	133	5,808	398	310	56.21	43.79
8	23	2016	3	10	704	12.12	134	5,808	373	331	52.98	47.02
8	23	2016	3	13	704	12.12	135	5,808	329	375	46.73	53.27
7	2	2016	7	15	703	12.10	136	5,808	211	492	30.01	69.99
8	22	2016	2	10	703	12.10	137	5,808	357	346	50.78	49.22
8	26	2016	6	20	703	12.10	138	5,808	303	400	43.10	56.90
8	16	2016	3	10	701	12.07	139	5,808	345	356	49.22	50.78
8	27	2016	7	19	701	12.07	140	5,808	374	327	53.35	46.65
7	17	2016	1	14	698	12.02	141	5,808	360	338	51.58	48.42
8	25	2016	5	9	696	11.98	142	5,808	343	353	49.28	50.72
8	23	2016	3	8	693	11.93	143	5,808	368	325	53.10	46.90
8	20	2016	7	20	692	11.91	144	5,808	361	331	52.17	47.83
8	24	2016	4	8	691	11.90	145	5,808	336	355	48.63	51.37
7	16	2016	7	13	690	11.88	146	5,808	204	486	29.57	70.43
8	23	2016	3	19	690	11.88	147	5,808	323	367	46.81	53.19
8	24	2016	4	11	688	11.85	148	5,808	337	351	48.98	51.02
8	18	2016	5	8	687	11.83	149	5,808	339	348	49.34	50.66
8	16	2016	3	11	686	11.81	150	5,808	315	371	45.92	54.08
8	18	2016	5	9	686	11.81	151	5,808	338	348	49.27	50.73
7	23	2016	7	15	684	11.78	152	5,808	226	458	33.04	66.96
8	15	2016	2	9	683	11.76	153	5,808	339	344	49.63	50.37
8	18	2016	5	20	683	11.76	154	5,808	297	386	43.48	56.52
8	24	2016	4	10	683	11.76	155	5,808	345	338	50.51	49.49
8	22	2016	2	19	681	11.73	156	5,808	318	363	46.70	53.30
8	7	2016	1	13	679	11.69	157	5,808	375	304	55.23	44.77
8	27	2016	7	20	678	11.67	158	5,808	357	321	52.65	47.35
8	23	2016	3	11	676	11.64	159	5,808	324	352	47.93	52.07
8	18	2016	5	11	673	11.59	160	5,808	317	356	47.10	52.90
8	21	2016	1	10	673	11.59	161	5,808	380	293	56.46	43.54
7	2	2016	7	13	672	11.57	162	5,808	228	444	33.93	66.07
6	26	2016	1	12	670	11.54	163	5,808	297	373	44.33	55.67
8	16	2016	3	9	669	11.52	164	5,808	327	342	48.88	51.12
8	19	2016	6	9	667	11.48	165	5,808	299	368	44.83	55.17
7	14	2016	5	17	666	11.47	166	5,808	264	402	39.64	60.36
8	16	2016	3	8	665	11.45	167	5,808	329	336	49.47	50.53
8	17	2016	4	9	665	11.45	168	5,808	324	341	48.72	51.28
8	22	2016	2	9	663	11.42	169	5,808	327	336	49.32	50.68



MO	DY	YR	DAY OF WK	HR	HR VOL	PERCENT OF AADT	HOUR NUMBER	AADT	EAST VOLUME	WEST VOLUME	PERCENT EAST IS OF TOTAL VOLUME	PERCENT WEST IS OF TOTAL VOLUME
8	28	2016	1	19	663	11.42	170	5,808	419	244	63.20	36.80
8	12	2016	6	17	659	11.35	171	5,808	309	350	46.89	53.11
6	5	2016	1	12	654	11.26	172	5,808	284	370	43.43	56.57
7	3	2016	1	12	651	11.21	173	5,808	265	386	40.71	59.29
7	31	2016	1	12	651	11.21	174	5,808	343	308	52.69	47.31
8	26	2016	6	8	651	11.21	175	5,808	307	344	47.16	52.84
6	19	2016	1	12	648	11.16	176	5,808	299	349	46.14	53.86
8	19	2016	6	8	646	11.12	177	5,808	310	336	47.99	52.01
8	7	2016	1	12	645	11.11	178	5,808	359	286	55.66	44.34
8	14	2016	1	13	645	11.11	179	5,808	304	341	47.13	52.87
8	12	2016	6	12	641	11.04	180	5,808	272	369	42.43	57.57
6	19	2016	1	13	639	11.00	181	5,808	329	310	51.49	48.51
5	7	2016	7	12	637	10.97	182	5,808	221	416	34.69	65.31
8	6	2016	7	12	637	10.97	183	5,808	271	366	42.54	57.46
7	24	2016	1	17	636	10.95	184	5,808	330	306	51.89	48.11
8	22	2016	2	8	636	10.95	185	5,808	333	303	52.36	47.64
8	23	2016	3	9	636	10.95	186	5,808	333	303	52.36	47.64
5	20	2016	6	18	633	10.90	187	5,808	260	373	41.07	58.93
8	13	2016	7	14	632	10.88	188	5,808	271	361	42.88	57.12
9	3	2016	7	16	630	10.85	189	5,808	182	448	28.89	71.11
7	2	2016	7	14	628	10.81	190	5,808	196	432	31.21	68.79
7	15	2016	6	16	628	10.81	191	5,808	280	348	44.59	55.41
7	16	2016	7	15	628	10.81	192	5,808	257	371	40.92	59.08
6	26	2016	1	15	627	10.80	193	5,808	378	249	60.29	39.71
8	24	2016	4	9	627	10.80	194	5,808	302	325	48.17	51.83
7	16	2016	7	16	626	10.78	195	5,808	334	292	53.35	46.65
7	15	2016	6	17	625	10.76	196	5,808	269	356	43.04	56.96
7	16	2016	7	14	625	10.76	197	5,808	191	434	30.56	69.44
8	13	2016	7	12	625	10.76	198	5,808	235	390	37.60	62.40
8	22	2016	2	14	625	10.76	199	5,808	271	354	43.36	56.64
7	24	2016	1	16	624	10.74	200	5,808	360	264	57.69	42.31



**AADT= 17,154      K 30 FACTOR= 10.27      K 100 FACTOR= 9.92      K 200 FACTOR= 9.57      D 30 FACTOR= 55.68**



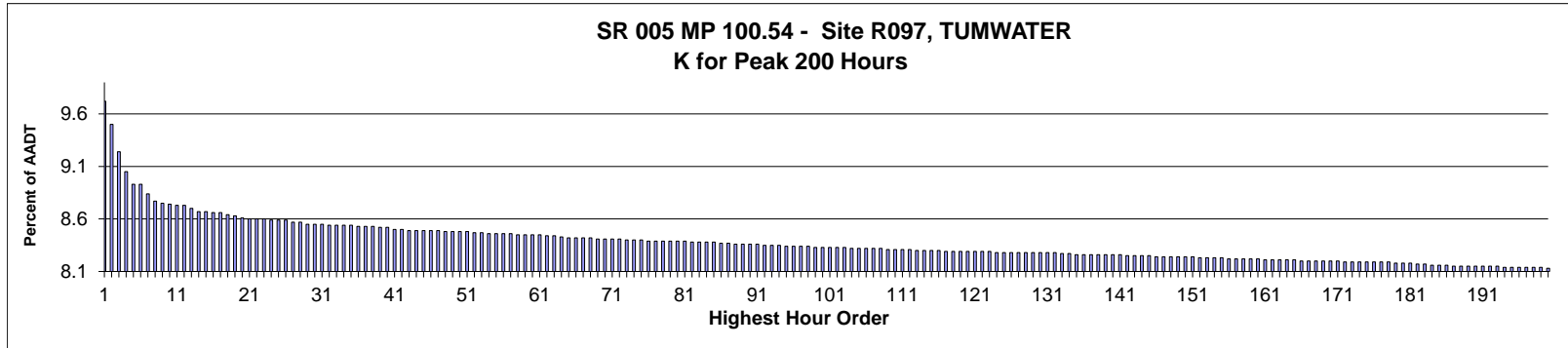
MO	DY	YR	DAY OF WK	HR	HR VOL	PERCENT OF AADT	HOUR NUMBER	AADT	NORTH VOLUME	SOUTH VOLUME	PERCENT NORTH IS OF TOTAL VOLUME	PERCENT SOUTH IS OF TOTAL VOLUME
6	3	2016	6	17	1,835	10.70	1	17,154	1,000	835	54.50	45.50
5	25	2016	4	17	1,832	10.68	2	17,154	1,039	793	56.71	43.29
6	1	2016	4	17	1,827	10.65	3	17,154	1,008	819	55.17	44.83
7	20	2016	4	17	1,825	10.64	4	17,154	1,006	819	55.12	44.88
7	14	2016	5	17	1,816	10.59	5	17,154	1,060	756	58.37	41.63
7	29	2016	6	17	1,814	10.57	6	17,154	1,070	744	58.99	41.01
5	17	2016	3	17	1,811	10.56	7	17,154	989	822	54.61	45.39
6	2	2016	5	17	1,811	10.56	8	17,154	996	815	55.00	45.00
5	20	2016	6	17	1,801	10.50	9	17,154	1,018	783	56.52	43.48
12	16	2016	6	17	1,801	10.50	10	17,154	939	862	52.14	47.86
6	16	2016	5	17	1,798	10.48	11	17,154	988	810	54.95	45.05
6	9	2016	5	17	1,794	10.46	12	17,154	1,013	781	56.47	43.53
4	29	2016	6	17	1,793	10.45	13	17,154	983	810	54.82	45.18
2	25	2016	5	17	1,791	10.44	14	17,154	1,000	791	55.83	44.17
2	26	2016	6	17	1,785	10.41	15	17,154	986	799	55.24	44.76
10	21	2016	6	17	1,785	10.41	16	17,154	999	786	55.97	44.03

MO	DY	YR	DAY OF WK	HR	HR VOL	PERCENT OF AADT	HOUR NUMBER	AADT	NORTH VOLUME	SOUTH VOLUME	PERCENT NORTH IS OF TOTAL VOLUME	PERCENT SOUTH IS OF TOTAL VOLUME
5	13	2016	6	17	1,784	10.40	17	17,154	972	812	54.48	45.52
11	18	2016	6	17	1,783	10.39	18	17,154	964	819	54.07	45.93
6	27	2016	2	17	1,782	10.39	19	17,154	968	814	54.32	45.68
5	18	2016	4	17	1,781	10.38	20	17,154	1,008	773	56.60	43.40
7	29	2016	6	16	1,781	10.38	21	17,154	1,029	752	57.78	42.22
6	21	2016	3	17	1,779	10.37	22	17,154	963	816	54.13	45.87
10	12	2016	4	17	1,779	10.37	23	17,154	978	801	54.97	45.03
10	24	2016	2	17	1,778	10.36	24	17,154	1,014	764	57.03	42.97
11	17	2016	5	17	1,768	10.31	25	17,154	973	795	55.03	44.97
11	21	2016	2	17	1,768	10.31	26	17,154	959	809	54.24	45.76
6	15	2016	4	17	1,767	10.30	27	17,154	963	804	54.50	45.50
3	25	2016	6	17	1,764	10.28	28	17,154	956	808	54.20	45.80
5	19	2016	5	17	1,762	10.27	29	17,154	975	787	55.33	44.67
7	7	2016	5	17	1,762	10.27	30	17,154	981	781	55.68	44.32
7	21	2016	5	17	1,762	10.27	31	17,154	957	805	54.31	45.69
7	13	2016	4	17	1,759	10.25	32	17,154	987	772	56.11	43.89
10	6	2016	5	17	1,759	10.25	33	17,154	1,007	752	57.25	42.75
11	3	2016	5	17	1,759	10.25	34	17,154	984	775	55.94	44.06
6	20	2016	2	17	1,758	10.25	35	17,154	936	822	53.24	46.76
11	30	2016	4	17	1,758	10.25	36	17,154	1,047	711	59.56	40.44
11	28	2016	2	17	1,757	10.24	37	17,154	991	766	56.40	43.60
4	21	2016	5	17	1,756	10.24	38	17,154	987	769	56.21	43.79
6	22	2016	4	17	1,756	10.24	39	17,154	975	781	55.52	44.48
12	14	2016	4	17	1,756	10.24	40	17,154	1,017	739	57.92	42.08
11	29	2016	3	17	1,753	10.22	41	17,154	1,015	738	57.90	42.10
2	19	2016	6	17	1,752	10.21	42	17,154	977	775	55.76	44.24
4	28	2016	5	17	1,752	10.21	43	17,154	1,015	737	57.93	42.07
6	7	2016	3	17	1,750	10.20	44	17,154	960	790	54.86	45.14
8	10	2016	4	17	1,750	10.20	45	17,154	997	753	56.97	43.03
5	3	2016	3	17	1,749	10.20	46	17,154	989	760	56.55	43.45
6	8	2016	4	17	1,749	10.20	47	17,154	939	810	53.69	46.31
2	17	2016	4	17	1,748	10.19	48	17,154	979	769	56.01	43.99
6	13	2016	2	17	1,746	10.18	49	17,154	934	812	53.49	46.51
6	10	2016	6	17	1,745	10.17	50	17,154	937	808	53.70	46.30
4	27	2016	4	17	1,744	10.17	51	17,154	1,004	740	57.57	42.43
10	3	2016	2	17	1,741	10.15	52	17,154	897	844	51.52	48.48
1	22	2016	6	17	1,739	10.14	53	17,154	994	745	57.16	42.84
10	5	2016	4	17	1,738	10.13	54	17,154	966	772	55.58	44.42
3	31	2016	5	17	1,737	10.13	55	17,154	944	793	54.35	45.65
7	12	2016	3	17	1,737	10.13	56	17,154	934	803	53.77	46.23
6	30	2016	5	17	1,734	10.11	57	17,154	945	789	54.50	45.50
3	24	2016	5	17	1,733	10.10	58	17,154	971	762	56.03	43.97
5	24	2016	3	17	1,733	10.10	59	17,154	975	758	56.26	43.74
12	15	2016	5	17	1,733	10.10	60	17,154	979	754	56.49	43.51
3	16	2016	4	17	1,732	10.10	61	17,154	997	735	57.56	42.44
11	10	2016	5	17	1,732	10.10	62	17,154	970	762	56.00	44.00
4	20	2016	4	17	1,731	10.09	63	17,154	982	749	56.73	43.27
6	17	2016	6	17	1,731	10.09	64	17,154	946	785	54.65	45.35
9	9	2016	6	17	1,731	10.09	65	17,154	960	771	55.46	44.54
1	8	2016	6	17	1,727	10.07	66	17,154	986	741	57.09	42.91
5	6	2016	6	17	1,727	10.07	67	17,154	955	772	55.30	44.70

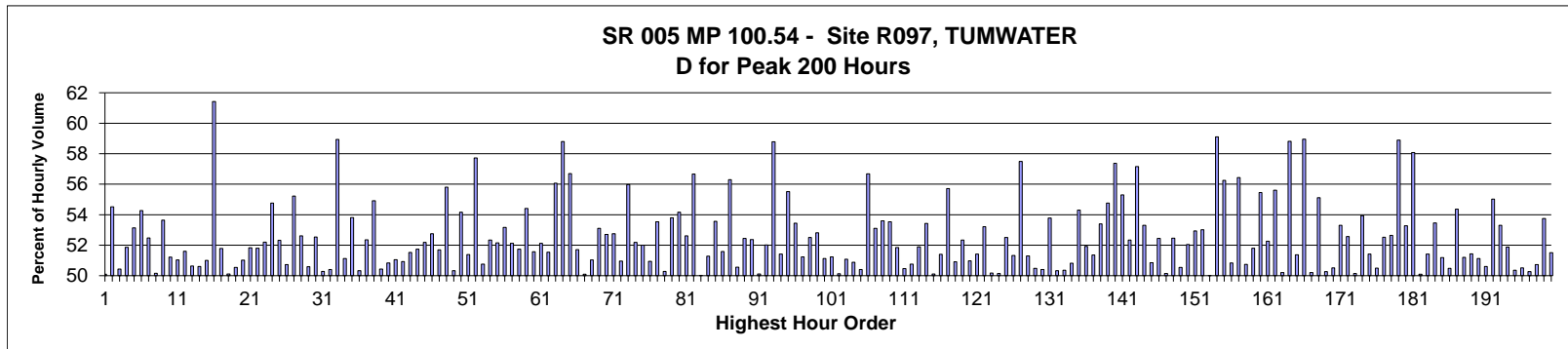
MO	DY	YR	DAY OF WK	HR	HR VOL	PERCENT OF AADT	HOUR NUMBER	AADT	NORTH VOLUME	SOUTH VOLUME	PERCENT NORTH IS OF TOTAL VOLUME	PERCENT SOUTH IS OF TOTAL VOLUME
6	14	2016	3	17	1,726	10.06	68	17,154	948	778	54.92	45.08
4	15	2016	6	17	1,725	10.06	69	17,154	945	780	54.78	45.22
5	5	2016	5	17	1,725	10.06	70	17,154	931	794	53.97	46.03
5	10	2016	3	17	1,725	10.06	71	17,154	1,001	724	58.03	41.97
6	29	2016	4	17	1,723	10.04	72	17,154	1,000	723	58.04	41.96
9	26	2016	2	17	1,722	10.04	73	17,154	948	774	55.05	44.95
9	27	2016	3	17	1,722	10.04	74	17,154	958	764	55.63	44.37
7	22	2016	6	17	1,721	10.03	75	17,154	989	732	57.47	42.53
3	18	2016	6	17	1,719	10.02	76	17,154	962	757	55.96	44.04
12	13	2016	3	17	1,719	10.02	77	17,154	943	776	54.86	45.14
3	7	2016	2	17	1,718	10.02	78	17,154	983	735	57.22	42.78
4	1	2016	6	17	1,718	10.02	79	17,154	945	773	55.01	44.99
5	12	2016	5	17	1,715	10.00	80	17,154	939	776	54.75	45.25
5	26	2016	5	17	1,715	10.00	81	17,154	967	748	56.38	43.62
7	5	2016	3	17	1,714	9.99	82	17,154	956	758	55.78	44.22
7	27	2016	4	17	1,713	9.99	83	17,154	944	769	55.11	44.89
3	22	2016	3	17	1,712	9.98	84	17,154	923	789	53.91	46.09
5	27	2016	6	17	1,712	9.98	85	17,154	962	750	56.19	43.81
10	20	2016	5	17	1,712	9.98	86	17,154	965	747	56.37	43.63
3	4	2016	6	17	1,711	9.97	87	17,154	934	777	54.59	45.41
5	11	2016	4	17	1,711	9.97	88	17,154	897	814	52.43	47.57
7	6	2016	4	17	1,710	9.97	89	17,154	938	772	54.85	45.15
11	8	2016	3	17	1,710	9.97	90	17,154	967	743	56.55	43.45
6	6	2016	2	17	1,707	9.95	91	17,154	885	822	51.85	48.15
11	4	2016	6	17	1,707	9.95	92	17,154	924	783	54.13	45.87
10	28	2016	6	17	1,706	9.95	93	17,154	905	801	53.05	46.95
3	29	2016	3	17	1,705	9.94	94	17,154	940	765	55.13	44.87
9	1	2016	5	17	1,704	9.93	95	17,154	981	723	57.57	42.43
4	22	2016	6	17	1,703	9.93	96	17,154	953	750	55.96	44.04
5	16	2016	2	17	1,703	9.93	97	17,154	967	736	56.78	43.22
9	23	2016	6	17	1,703	9.93	98	17,154	936	767	54.96	45.04
2	2	2016	3	17	1,702	9.92	99	17,154	972	730	57.11	42.89
3	30	2016	4	17	1,702	9.92	100	17,154	973	729	57.17	42.83
5	6	2016	6	16	1,702	9.92	101	17,154	975	727	57.29	42.71
7	26	2016	3	17	1,702	9.92	102	17,154	979	723	57.52	42.48
12	1	2016	5	17	1,702	9.92	103	17,154	956	746	56.17	43.83
1	15	2016	6	17	1,701	9.92	104	17,154	958	743	56.32	43.68
4	19	2016	3	17	1,701	9.92	105	17,154	931	770	54.73	45.27
4	25	2016	2	17	1,701	9.92	106	17,154	945	756	55.56	44.44
4	26	2016	3	17	1,701	9.92	107	17,154	941	760	55.32	44.68
6	28	2016	3	17	1,701	9.92	108	17,154	928	773	54.56	45.44
2	1	2016	2	17	1,700	9.91	109	17,154	961	739	56.53	43.47
3	3	2016	5	17	1,700	9.91	110	17,154	946	754	55.65	44.35
3	18	2016	6	16	1,700	9.91	111	17,154	961	739	56.53	43.47
6	23	2016	5	17	1,700	9.91	112	17,154	955	745	56.18	43.82
4	14	2016	5	17	1,699	9.90	113	17,154	914	785	53.80	46.20
4	18	2016	2	17	1,698	9.90	114	17,154	905	793	53.30	46.70
9	30	2016	6	17	1,697	9.89	115	17,154	918	779	54.10	45.90
10	25	2016	3	17	1,697	9.89	116	17,154	972	725	57.28	42.72
5	9	2016	2	17	1,696	9.89	117	17,154	931	765	54.89	45.11
5	31	2016	3	17	1,693	9.87	118	17,154	944	749	55.76	44.24

MO	DY	YR	DAY OF WK	HR	HR VOL	PERCENT OF AADT	HOUR NUMBER	AADT	NORTH VOLUME	SOUTH VOLUME	PERCENT NORTH IS OF TOTAL VOLUME	PERCENT SOUTH IS OF TOTAL VOLUME
4	11	2016	2	17	1,691	9.86	119	17,154	956	735	56.53	43.47
5	20	2016	6	16	1,691	9.86	120	17,154	966	725	57.13	42.87
2	18	2016	5	17	1,689	9.85	121	17,154	952	737	56.36	43.64
7	28	2016	5	17	1,689	9.85	122	17,154	911	778	53.94	46.06
5	2	2016	2	17	1,688	9.84	123	17,154	902	786	53.44	46.56
7	29	2016	6	18	1,688	9.84	124	17,154	971	717	57.52	42.48
9	29	2016	5	17	1,688	9.84	125	17,154	944	744	55.92	44.08
5	23	2016	2	17	1,686	9.83	126	17,154	924	762	54.80	45.20
3	17	2016	5	17	1,685	9.82	127	17,154	941	744	55.85	44.15
9	20	2016	3	17	1,685	9.82	128	17,154	927	758	55.01	44.99
10	11	2016	3	17	1,685	9.82	129	17,154	927	758	55.01	44.99
10	19	2016	4	17	1,684	9.82	130	17,154	974	710	57.84	42.16
4	6	2016	4	17	1,683	9.81	131	17,154	973	710	57.81	42.19
12	7	2016	4	17	1,682	9.81	132	17,154	963	719	57.25	42.75
2	8	2016	2	17	1,681	9.80	133	17,154	942	739	56.04	43.96
11	9	2016	4	17	1,681	9.80	134	17,154	968	713	57.58	42.42
4	13	2016	4	17	1,680	9.79	135	17,154	970	710	57.74	42.26
4	7	2016	5	17	1,679	9.79	136	17,154	939	740	55.93	44.07
4	5	2016	3	17	1,678	9.78	137	17,154	914	764	54.47	45.53
4	29	2016	6	16	1,678	9.78	138	17,154	952	726	56.73	43.27
12	8	2016	5	17	1,678	9.78	139	17,154	1,005	673	59.89	40.11
10	27	2016	5	17	1,677	9.78	140	17,154	960	717	57.25	42.75
2	24	2016	4	17	1,675	9.76	141	17,154	929	746	55.46	44.54
3	28	2016	2	17	1,675	9.76	142	17,154	946	729	56.48	43.52
12	2	2016	6	17	1,674	9.76	143	17,154	950	724	56.75	43.25
5	18	2016	4	16	1,673	9.75	144	17,154	905	768	54.09	45.91
2	11	2016	5	17	1,672	9.75	145	17,154	952	720	56.94	43.06
3	8	2016	3	17	1,672	9.75	146	17,154	921	751	55.08	44.92
8	3	2016	4	17	1,672	9.75	147	17,154	904	768	54.07	45.93
11	16	2016	4	17	1,672	9.75	148	17,154	943	729	56.40	43.60
3	23	2016	4	17	1,671	9.74	149	17,154	925	746	55.36	44.64
3	17	2016	5	18	1,670	9.74	150	17,154	987	683	59.10	40.90
10	31	2016	2	17	1,670	9.74	151	17,154	952	718	57.01	42.99
2	25	2016	5	16	1,669	9.73	152	17,154	965	704	57.82	42.18
4	15	2016	6	16	1,669	9.73	153	17,154	966	703	57.88	42.12
9	14	2016	4	17	1,669	9.73	154	17,154	934	735	55.96	44.04
6	9	2016	5	18	1,666	9.71	155	17,154	959	707	57.56	42.44
1	11	2016	2	17	1,664	9.70	156	17,154	956	708	57.45	42.55
3	25	2016	6	16	1,664	9.70	157	17,154	908	756	54.57	45.43
4	1	2016	6	16	1,664	9.70	158	17,154	912	752	54.81	45.19
10	18	2016	3	17	1,663	9.69	159	17,154	952	711	57.25	42.75
12	12	2016	2	17	1,663	9.69	160	17,154	950	713	57.13	42.87
9	19	2016	2	17	1,662	9.69	161	17,154	923	739	55.54	44.46
8	11	2016	5	17	1,661	9.68	162	17,154	917	744	55.21	44.79
6	15	2016	4	18	1,660	9.68	163	17,154	965	695	58.13	41.87
1	7	2016	5	17	1,659	9.67	164	17,154	952	707	57.38	42.62
2	16	2016	3	17	1,658	9.67	165	17,154	935	723	56.39	43.61
2	4	2016	5	17	1,657	9.66	166	17,154	910	747	54.92	45.08
3	11	2016	6	17	1,656	9.65	167	17,154	945	711	57.07	42.93
10	12	2016	4	16	1,656	9.65	168	17,154	913	743	55.13	44.87
11	15	2016	3	17	1,656	9.65	169	17,154	924	732	55.80	44.20

MO	DY	YR	DAY OF WK	HR	HR VOL	PERCENT OF AADT	HOUR NUMBER	AADT	NORTH VOLUME	SOUTH VOLUME	PERCENT NORTH IS OF TOTAL VOLUME	PERCENT SOUTH IS OF TOTAL VOLUME
12	22	2016	5	17	1,656	9.65	170	17,154	963	693	58.15	41.85
2	3	2016	4	17	1,655	9.65	171	17,154	969	686	58.55	41.45
9	28	2016	4	17	1,655	9.65	172	17,154	933	722	56.37	43.63
11	7	2016	2	17	1,655	9.65	173	17,154	940	715	56.80	43.20
2	9	2016	3	17	1,654	9.64	174	17,154	927	727	56.05	43.95
7	19	2016	3	17	1,653	9.64	175	17,154	929	724	56.20	43.80
9	13	2016	3	17	1,653	9.64	176	17,154	902	751	54.57	45.43
10	4	2016	3	17	1,653	9.64	177	17,154	918	735	55.54	44.46
3	16	2016	4	16	1,652	9.63	178	17,154	898	754	54.36	45.64
7	13	2016	4	18	1,652	9.63	179	17,154	976	676	59.08	40.92
9	15	2016	5	17	1,652	9.63	180	17,154	897	755	54.30	45.70
9	8	2016	5	17	1,651	9.62	181	17,154	920	731	55.72	44.28
8	4	2016	5	17	1,650	9.62	182	17,154	928	722	56.24	43.76
12	16	2016	6	16	1,649	9.61	183	17,154	916	733	55.55	44.45
4	4	2016	2	17	1,648	9.61	184	17,154	935	713	56.74	43.26
4	12	2016	3	17	1,648	9.61	185	17,154	954	694	57.89	42.11
7	1	2016	6	16	1,648	9.61	186	17,154	910	738	55.22	44.78
7	8	2016	6	17	1,648	9.61	187	17,154	934	714	56.67	43.33
11	18	2016	6	16	1,648	9.61	188	17,154	922	726	55.95	44.05
2	19	2016	6	16	1,647	9.60	189	17,154	920	727	55.86	44.14
9	6	2016	3	17	1,647	9.60	190	17,154	933	714	56.65	43.35
9	21	2016	4	17	1,647	9.60	191	17,154	887	760	53.86	46.14
10	7	2016	6	17	1,647	9.60	192	17,154	900	747	54.64	45.36
1	14	2016	5	17	1,646	9.60	193	17,154	912	734	55.41	44.59
9	16	2016	6	17	1,646	9.60	194	17,154	898	748	54.56	45.44
6	2	2016	5	16	1,645	9.59	195	17,154	901	744	54.77	45.23
7	25	2016	2	17	1,645	9.59	196	17,154	927	718	56.35	43.65
1	6	2016	4	17	1,643	9.58	197	17,154	963	680	58.61	41.39
3	2	2016	4	17	1,643	9.58	198	17,154	918	725	55.87	44.13
5	20	2016	6	18	1,642	9.57	199	17,154	989	653	60.23	39.77
8	5	2016	6	17	1,642	9.57	200	17,154	916	726	55.79	44.21



AADT= 76,381      K 30 FACTOR= 8.55      K 100 FACTOR= 8.33      K 200 FACTOR= 8.13      D 30 FACTOR= 52.53



MO	DY	YR	DAY OF WK	HR	HR VOL	PERCENT OF AADT	HOUR NUMBER	AADT	NORTH VOLUME	SOUTH VOLUME	PERCENT NORTH IS OF TOTAL VOLUME	PERCENT SOUTH IS OF TOTAL VOLUME
12	26	2016	2	13	7,421	9.72	1	76,381	3,704	3,717	49.91	50.09
12	26	2016	2	12	7,253	9.50	2	76,381	3,299	3,954	45.48	54.52
12	26	2016	2	14	7,055	9.24	3	76,381	3,558	3,497	50.43	49.57
11	25	2016	6	14	6,915	9.05	4	76,381	3,329	3,586	48.14	51.86
10	21	2016	6	15	6,820	8.93	5	76,381	3,624	3,196	53.14	46.86
7	16	2016	7	15	6,819	8.93	6	76,381	3,118	3,701	45.73	54.27
7	1	2016	6	17	6,751	8.84	7	76,381	3,209	3,542	47.53	52.47
7	15	2016	6	15	6,701	8.77	8	76,381	3,340	3,361	49.84	50.16
7	24	2016	1	14	6,680	8.75	9	76,381	3,097	3,583	46.36	53.64
12	26	2016	2	15	6,677	8.74	10	76,381	3,419	3,258	51.21	48.79
8	12	2016	6	16	6,669	8.73	11	76,381	3,266	3,403	48.97	51.03
8	20	2016	7	12	6,669	8.73	12	76,381	3,441	3,228	51.60	48.40
7	23	2016	7	12	6,648	8.70	13	76,381	3,366	3,282	50.63	49.37
7	17	2016	1	13	6,625	8.67	14	76,381	3,273	3,352	49.40	50.60
8	12	2016	6	15	6,619	8.67	15	76,381	3,243	3,376	49.00	51.00
10	7	2016	6	18	6,618	8.66	16	76,381	2,553	4,065	38.58	61.42

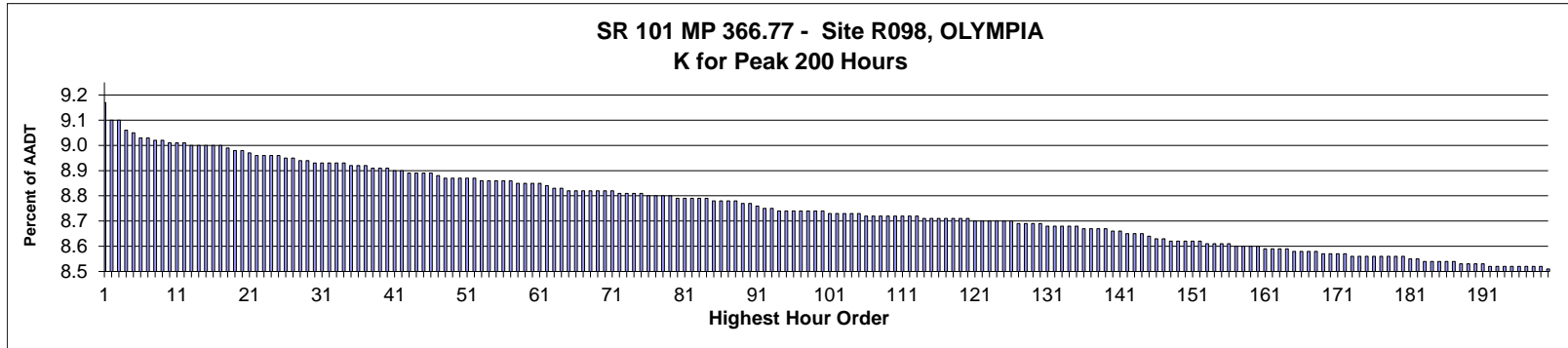
MO	DY	YR	DAY OF WK	HR	HR VOL	PERCENT OF AADT	HOUR NUMBER	AADT	NORTH VOLUME	SOUTH VOLUME	PERCENT NORTH IS OF TOTAL VOLUME	PERCENT SOUTH IS OF TOTAL VOLUME
8	28	2016	1	13	6,616	8.66	17	76,381	3,426	3,190	51.78	48.22
11	26	2016	7	13	6,603	8.64	18	76,381	3,294	3,309	49.89	50.11
8	12	2016	6	14	6,591	8.63	19	76,381	3,331	3,260	50.54	49.46
7	15	2016	6	16	6,576	8.61	20	76,381	3,221	3,355	48.98	51.02
7	17	2016	1	16	6,572	8.60	21	76,381	3,406	3,166	51.83	48.17
7	15	2016	6	14	6,571	8.60	22	76,381	3,404	3,167	51.80	48.20
8	14	2016	1	13	6,567	8.60	23	76,381	3,428	3,139	52.20	47.80
8	5	2016	6	17	6,563	8.59	24	76,381	2,969	3,594	45.24	54.76
9	17	2016	7	12	6,563	8.59	25	76,381	3,434	3,129	52.32	47.68
7	17	2016	1	14	6,560	8.59	26	76,381	3,232	3,328	49.27	50.73
12	23	2016	6	16	6,548	8.57	27	76,381	2,932	3,616	44.78	55.22
8	7	2016	1	13	6,543	8.57	28	76,381	3,101	3,442	47.39	52.61
7	16	2016	7	11	6,533	8.55	29	76,381	3,228	3,305	49.41	50.59
9	10	2016	7	12	6,531	8.55	30	76,381	3,100	3,431	47.47	52.53
11	26	2016	7	15	6,527	8.55	31	76,381	3,245	3,282	49.72	50.28
7	5	2016	3	13	6,525	8.54	32	76,381	3,236	3,289	49.59	50.41
10	7	2016	6	17	6,525	8.54	33	76,381	2,679	3,846	41.06	58.94
11	26	2016	7	14	6,524	8.54	34	76,381	3,335	3,189	51.12	48.88
8	5	2016	6	16	6,521	8.54	35	76,381	3,012	3,509	46.19	53.81
8	6	2016	7	12	6,518	8.53	36	76,381	3,238	3,280	49.68	50.32
7	15	2016	6	13	6,516	8.53	37	76,381	3,411	3,105	52.35	47.65
7	1	2016	6	18	6,513	8.53	38	76,381	2,937	3,576	45.09	54.91
8	13	2016	7	12	6,508	8.52	39	76,381	3,282	3,226	50.43	49.57
11	23	2016	4	13	6,504	8.52	40	76,381	3,306	3,198	50.83	49.17
7	17	2016	1	15	6,495	8.50	41	76,381	3,316	3,179	51.05	48.95
8	28	2016	1	15	6,490	8.50	42	76,381	3,305	3,185	50.92	49.08
7	2	2016	7	13	6,485	8.49	43	76,381	3,341	3,144	51.52	48.48
6	24	2016	6	16	6,484	8.49	44	76,381	3,129	3,355	48.26	51.74
8	28	2016	1	14	6,481	8.49	45	76,381	3,382	3,099	52.18	47.82
9	2	2016	6	13	6,481	8.49	46	76,381	3,419	3,062	52.75	47.25
9	17	2016	7	13	6,481	8.49	47	76,381	3,351	3,130	51.70	48.30
8	12	2016	6	17	6,477	8.48	48	76,381	2,862	3,615	44.19	55.81
8	14	2016	1	16	6,476	8.48	49	76,381	3,259	3,217	50.32	49.68
8	26	2016	6	16	6,476	8.48	50	76,381	2,968	3,508	45.83	54.17
8	21	2016	1	13	6,475	8.48	51	76,381	3,148	3,327	48.62	51.38
5	27	2016	6	17	6,469	8.47	52	76,381	2,735	3,734	42.28	57.72
9	3	2016	7	12	6,468	8.47	53	76,381	3,283	3,185	50.76	49.24
7	24	2016	1	15	6,462	8.46	54	76,381	3,080	3,382	47.66	52.34
11	25	2016	6	13	6,462	8.46	55	76,381	3,092	3,370	47.85	52.15
7	8	2016	6	16	6,460	8.46	56	76,381	3,026	3,434	46.84	53.16
8	7	2016	1	15	6,459	8.46	57	76,381	3,092	3,367	47.87	52.13
5	28	2016	7	12	6,457	8.45	58	76,381	3,116	3,341	48.26	51.74
3	26	2016	7	12	6,455	8.45	59	76,381	2,943	3,512	45.59	54.41
11	26	2016	7	12	6,452	8.45	60	76,381	3,125	3,327	48.43	51.57
8	21	2016	1	12	6,451	8.45	61	76,381	3,362	3,089	52.12	47.88
6	17	2016	6	14	6,447	8.44	62	76,381	3,124	3,323	48.46	51.54
10	7	2016	6	16	6,444	8.44	63	76,381	2,831	3,613	43.93	56.07
6	10	2016	6	18	6,442	8.43	64	76,381	2,654	3,788	41.20	58.80
5	27	2016	6	18	6,433	8.42	65	76,381	2,786	3,647	43.31	56.69
7	16	2016	7	12	6,432	8.42	66	76,381	3,326	3,106	51.71	48.29
9	3	2016	7	13	6,431	8.42	67	76,381	3,221	3,210	50.09	49.91



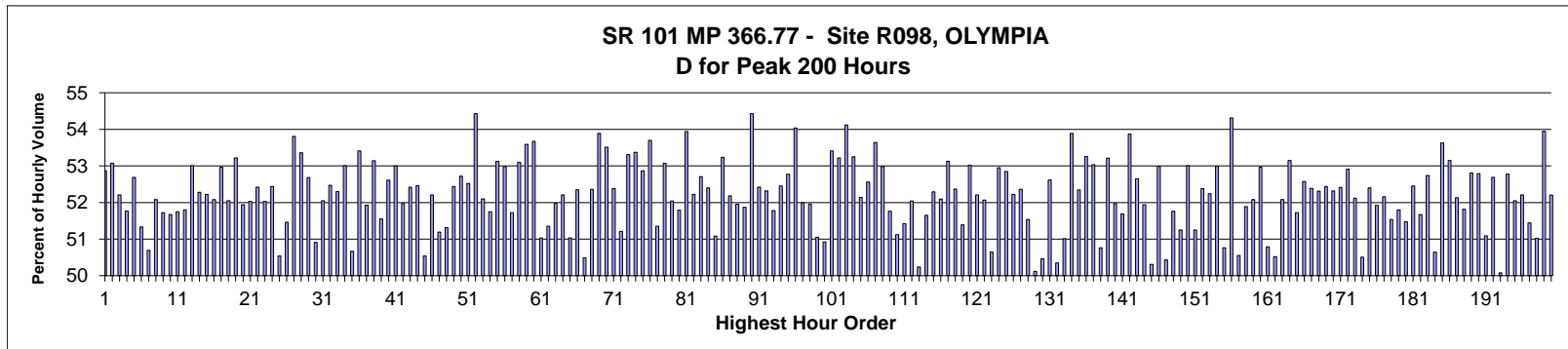
MO	DY	YR	DAY OF WK	HR	HR VOL	PERCENT OF AADT	HOUR NUMBER	AADT	NORTH VOLUME	SOUTH VOLUME	PERCENT NORTH IS OF TOTAL VOLUME	PERCENT SOUTH IS OF TOTAL VOLUME
12	26	2016	2	16	6,430	8.42	68	76,381	3,282	3,148	51.04	48.96
5	28	2016	7	11	6,427	8.41	69	76,381	3,014	3,413	46.90	53.10
7	5	2016	3	12	6,427	8.41	70	76,381	3,040	3,387	47.30	52.70
7	8	2016	6	15	6,423	8.41	71	76,381	3,034	3,389	47.24	52.76
7	17	2016	1	12	6,422	8.41	72	76,381	3,272	3,150	50.95	49.05
6	10	2016	6	17	6,418	8.40	73	76,381	2,825	3,593	44.02	55.98
8	6	2016	7	13	6,418	8.40	74	76,381	3,349	3,069	52.18	47.82
4	15	2016	6	17	6,417	8.40	75	76,381	3,080	3,337	48.00	52.00
6	18	2016	7	12	6,410	8.39	76	76,381	3,145	3,265	49.06	50.94
7	15	2016	6	17	6,409	8.39	77	76,381	2,978	3,431	46.47	53.53
8	20	2016	7	13	6,408	8.39	78	76,381	3,222	3,186	50.28	49.72
11	23	2016	4	16	6,408	8.39	79	76,381	2,961	3,447	46.21	53.79
9	3	2016	7	11	6,407	8.39	80	76,381	2,937	3,470	45.84	54.16
8	19	2016	6	16	6,406	8.39	81	76,381	3,035	3,371	47.38	52.62
4	15	2016	6	18	6,402	8.38	82	76,381	2,774	3,628	43.33	56.67
7	23	2016	7	13	6,399	8.38	83	76,381	3,201	3,198	50.02	49.98
11	23	2016	4	15	6,398	8.38	84	76,381	3,117	3,281	48.72	51.28
8	7	2016	1	17	6,397	8.38	85	76,381	3,426	2,971	53.56	46.44
7	10	2016	1	16	6,396	8.37	86	76,381	3,300	3,096	51.59	48.41
9	2	2016	6	17	6,391	8.37	87	76,381	2,793	3,598	43.70	56.30
11	11	2016	6	14	6,388	8.36	88	76,381	3,158	3,230	49.44	50.56
12	23	2016	6	15	6,388	8.36	89	76,381	3,038	3,350	47.56	52.44
11	11	2016	6	15	6,387	8.36	90	76,381	3,042	3,345	47.63	52.37
12	23	2016	6	14	6,386	8.36	91	76,381	3,186	3,200	49.89	50.11
11	23	2016	4	14	6,381	8.35	92	76,381	3,319	3,062	52.01	47.99
9	30	2016	6	18	6,380	8.35	93	76,381	2,630	3,750	41.22	58.78
11	23	2016	4	12	6,379	8.35	94	76,381	3,099	3,280	48.58	51.42
10	7	2016	6	15	6,369	8.34	95	76,381	2,833	3,536	44.48	55.52
7	10	2016	1	17	6,368	8.34	96	76,381	3,404	2,964	53.45	46.55
7	5	2016	3	14	6,367	8.34	97	76,381	3,262	3,105	51.23	48.77
7	10	2016	1	13	6,367	8.34	98	76,381	3,343	3,024	52.51	47.49
6	17	2016	6	15	6,366	8.33	99	76,381	3,004	3,362	47.19	52.81
6	26	2016	1	14	6,366	8.33	100	76,381	3,254	3,112	51.12	48.88
7	10	2016	1	15	6,363	8.33	101	76,381	3,260	3,103	51.23	48.77
9	5	2016	2	13	6,361	8.33	102	76,381	3,189	3,172	50.13	49.87
6	12	2016	1	13	6,360	8.33	103	76,381	3,249	3,111	51.08	48.92
6	26	2016	1	16	6,358	8.32	104	76,381	3,235	3,123	50.88	49.12
7	8	2016	6	14	6,357	8.32	105	76,381	3,204	3,153	50.40	49.60
7	15	2016	6	18	6,357	8.32	106	76,381	2,754	3,603	43.32	56.68
8	28	2016	1	16	6,357	8.32	107	76,381	3,376	2,981	53.11	46.89
8	5	2016	6	15	6,354	8.32	108	76,381	2,949	3,405	46.41	53.59
7	17	2016	1	17	6,350	8.31	109	76,381	3,399	2,951	53.53	46.47
7	31	2016	1	16	6,349	8.31	110	76,381	3,292	3,057	51.85	48.15
8	14	2016	1	12	6,346	8.31	111	76,381	3,144	3,202	49.54	50.46
8	7	2016	1	12	6,344	8.31	112	76,381	3,220	3,124	50.76	49.24
7	22	2016	6	14	6,341	8.30	113	76,381	3,291	3,050	51.90	48.10
7	23	2016	7	14	6,340	8.30	114	76,381	3,387	2,953	53.42	46.58
8	7	2016	1	14	6,340	8.30	115	76,381	3,177	3,163	50.11	49.89
6	19	2016	1	14	6,337	8.30	116	76,381	3,257	3,080	51.40	48.60
8	19	2016	6	17	6,335	8.29	117	76,381	2,805	3,530	44.28	55.72
8	27	2016	7	12	6,335	8.29	118	76,381	3,110	3,225	49.09	50.91

MO	DY	YR	DAY OF WK	HR	HR VOL	PERCENT OF AADT	HOUR NUMBER	AADT	NORTH VOLUME	SOUTH VOLUME	PERCENT NORTH IS OF TOTAL VOLUME	PERCENT SOUTH IS OF TOTAL VOLUME
7	23	2016	7	11	6,334	8.29	119	76,381	3,019	3,315	47.66	52.34
8	28	2016	1	12	6,333	8.29	120	76,381	3,228	3,105	50.97	49.03
7	24	2016	1	16	6,330	8.29	121	76,381	3,075	3,255	48.58	51.42
11	24	2016	5	11	6,330	8.29	122	76,381	2,962	3,368	46.79	53.21
5	28	2016	7	13	6,329	8.29	123	76,381	3,154	3,175	49.83	50.17
12	30	2016	6	14	6,328	8.28	124	76,381	3,173	3,155	50.14	49.86
11	27	2016	1	13	6,326	8.28	125	76,381	3,321	3,005	52.50	47.50
9	2	2016	6	14	6,325	8.28	126	76,381	3,079	3,246	48.68	51.32
3	25	2016	6	17	6,324	8.28	127	76,381	2,688	3,636	42.50	57.50
7	24	2016	1	13	6,324	8.28	128	76,381	3,244	3,080	51.30	48.70
6	24	2016	6	14	6,323	8.28	129	76,381	3,192	3,131	50.48	49.52
7	16	2016	7	13	6,323	8.28	130	76,381	3,136	3,187	49.60	50.40
6	12	2016	1	14	6,322	8.28	131	76,381	3,400	2,922	53.78	46.22
8	21	2016	1	16	6,322	8.28	132	76,381	3,182	3,140	50.33	49.67
6	19	2016	1	13	6,318	8.27	133	76,381	3,136	3,182	49.64	50.36
9	16	2016	6	16	6,313	8.27	134	76,381	3,105	3,208	49.18	50.82
5	27	2016	6	16	6,310	8.26	135	76,381	2,883	3,427	45.69	54.31
8	26	2016	6	14	6,308	8.26	136	76,381	3,033	3,275	48.08	51.92
8	12	2016	6	13	6,307	8.26	137	76,381	3,239	3,068	51.36	48.64
11	11	2016	6	16	6,307	8.26	138	76,381	2,940	3,367	46.61	53.39
3	25	2016	6	16	6,306	8.26	139	76,381	2,853	3,453	45.24	54.76
9	2	2016	6	18	6,306	8.26	140	76,381	2,688	3,618	42.63	57.37
11	23	2016	4	17	6,306	8.26	141	76,381	2,819	3,487	44.70	55.30
9	5	2016	2	15	6,305	8.25	142	76,381	3,300	3,005	52.34	47.66
8	26	2016	6	17	6,303	8.25	143	76,381	2,700	3,603	42.84	57.16
6	26	2016	1	17	6,299	8.25	144	76,381	3,358	2,941	53.31	46.69
8	19	2016	6	14	6,299	8.25	145	76,381	3,203	3,096	50.85	49.15
8	10	2016	4	16	6,297	8.24	146	76,381	3,302	2,995	52.44	47.56
7	1	2016	6	13	6,296	8.24	147	76,381	3,157	3,139	50.14	49.86
9	2	2016	6	16	6,296	8.24	148	76,381	2,993	3,303	47.54	52.46
5	7	2016	7	12	6,295	8.24	149	76,381	3,113	3,182	49.45	50.55
8	13	2016	7	11	6,291	8.24	150	76,381	3,017	3,274	47.96	52.04
7	22	2016	6	15	6,290	8.24	151	76,381	3,329	2,961	52.93	47.07
7	17	2016	1	18	6,286	8.23	152	76,381	3,333	2,953	53.02	46.98
8	7	2016	1	18	6,285	8.23	153	76,381	3,142	3,143	49.99	50.01
9	9	2016	6	18	6,285	8.23	154	76,381	2,570	3,715	40.89	59.11
6	24	2016	6	17	6,284	8.23	155	76,381	2,749	3,535	43.75	56.25
9	3	2016	7	14	6,280	8.22	156	76,381	3,087	3,193	49.16	50.84
4	1	2016	6	17	6,277	8.22	157	76,381	2,734	3,543	43.56	56.44
8	13	2016	7	13	6,277	8.22	158	76,381	3,092	3,185	49.26	50.74
7	1	2016	6	14	6,276	8.22	159	76,381	3,025	3,251	48.20	51.80
10	7	2016	6	14	6,276	8.22	160	76,381	2,796	3,480	44.55	55.45
7	2	2016	7	12	6,274	8.21	161	76,381	3,279	2,995	52.26	47.74
5	6	2016	6	17	6,273	8.21	162	76,381	2,785	3,488	44.40	55.60
9	17	2016	7	14	6,273	8.21	163	76,381	3,149	3,124	50.20	49.80
2	12	2016	6	18	6,268	8.21	164	76,381	2,582	3,686	41.19	58.81
8	5	2016	6	14	6,268	8.21	165	76,381	3,048	3,220	48.63	51.37
3	25	2016	6	18	6,267	8.20	166	76,381	2,572	3,695	41.04	58.96
7	8	2016	6	13	6,267	8.20	167	76,381	3,146	3,121	50.20	49.80
10	28	2016	6	15	6,264	8.20	168	76,381	2,811	3,453	44.88	55.12
9	16	2016	6	15	6,261	8.20	169	76,381	3,114	3,147	49.74	50.26

MO	DY	YR	DAY OF WK	HR	HR VOL	PERCENT OF AADT	HOUR NUMBER	AADT	NORTH VOLUME	SOUTH VOLUME	PERCENT NORTH IS OF TOTAL VOLUME	PERCENT SOUTH IS OF TOTAL VOLUME
6	25	2016	7	13	6,260	8.20	170	76,381	3,098	3,162	49.49	50.51
10	21	2016	6	16	6,260	8.20	171	76,381	2,923	3,337	46.69	53.31
9	2	2016	6	15	6,258	8.19	172	76,381	2,968	3,290	47.43	52.57
5	8	2016	1	17	6,257	8.19	173	76,381	3,138	3,119	50.15	49.85
7	5	2016	3	17	6,257	8.19	174	76,381	2,882	3,375	46.06	53.94
7	10	2016	1	14	6,256	8.19	175	76,381	3,216	3,040	51.41	48.59
12	27	2016	3	13	6,256	8.19	176	76,381	3,097	3,159	49.50	50.50
7	29	2016	6	16	6,255	8.19	177	76,381	2,970	3,285	47.48	52.52
8	27	2016	7	13	6,255	8.19	178	76,381	2,962	3,293	47.35	52.65
5	6	2016	6	18	6,249	8.18	179	76,381	2,569	3,680	41.11	58.89
8	26	2016	6	15	6,248	8.18	180	76,381	2,919	3,329	46.72	53.28
2	12	2016	6	17	6,245	8.18	181	76,381	2,618	3,627	41.92	58.08
7	31	2016	1	12	6,243	8.17	182	76,381	3,116	3,127	49.91	50.09
9	30	2016	6	15	6,239	8.17	183	76,381	3,031	3,208	48.58	51.42
8	19	2016	6	13	6,233	8.16	184	76,381	3,332	2,901	53.46	46.54
8	21	2016	1	17	6,231	8.16	185	76,381	3,189	3,042	51.18	48.82
7	23	2016	7	15	6,230	8.16	186	76,381	3,145	3,085	50.48	49.52
7	1	2016	6	16	6,228	8.15	187	76,381	2,842	3,386	45.63	54.37
9	10	2016	7	11	6,228	8.15	188	76,381	3,039	3,189	48.80	51.20
7	31	2016	1	13	6,225	8.15	189	76,381	3,202	3,023	51.44	48.56
8	7	2016	1	16	6,225	8.15	190	76,381	3,182	3,043	51.12	48.88
12	30	2016	6	15	6,225	8.15	191	76,381	3,150	3,075	50.60	49.40
9	5	2016	2	16	6,224	8.15	192	76,381	3,425	2,799	55.03	44.97
4	10	2016	1	16	6,223	8.15	193	76,381	3,317	2,906	53.30	46.70
5	27	2016	6	15	6,220	8.14	194	76,381	2,993	3,227	48.12	51.88
8	6	2016	7	14	6,219	8.14	195	76,381	3,087	3,132	49.64	50.36
6	25	2016	7	12	6,217	8.14	196	76,381	3,140	3,077	50.51	49.49
8	14	2016	1	14	6,214	8.14	197	76,381	3,124	3,090	50.27	49.73
8	19	2016	6	15	6,214	8.14	198	76,381	3,062	3,152	49.28	50.72
10	28	2016	6	16	6,214	8.14	199	76,381	2,874	3,340	46.25	53.75
7	31	2016	1	15	6,212	8.13	200	76,381	3,200	3,012	51.51	48.49



AADT= 99,733      K 30 FACTOR= 8.88      K 100 FACTOR= 8.69      K 200 FACTOR= 8.46      D 30 FACTOR= 50.91



MO	DY	YR	DAY OF WK	HR	HR VOL	PERCENT OF AADT	HOUR NUMBER	AADT	EAST VOLUME	WEST VOLUME	PERCENT EAST IS OF TOTAL VOLUME	PERCENT WEST IS OF TOTAL VOLUME
9	22	2016	5	17	9,097	9.12	1	99,733	4,287	4,810	47.13	52.87
5	24	2016	3	18	9,028	9.05	2	99,733	4,237	4,791	46.93	53.07
9	22	2016	5	18	9,021	9.05	3	99,733	4,311	4,710	47.79	52.21
9	27	2016	3	17	8,986	9.01	4	99,733	4,334	4,652	48.23	51.77
2	23	2016	3	17	8,975	9.00	5	99,733	4,246	4,729	47.31	52.69
10	18	2016	3	17	8,961	8.98	6	99,733	4,361	4,600	48.67	51.33
10	11	2016	3	17	8,957	8.98	7	99,733	4,417	4,540	49.31	50.69
10	12	2016	4	17	8,951	8.97	8	99,733	4,289	4,662	47.92	52.08
5	12	2016	5	17	8,947	8.97	9	99,733	4,320	4,627	48.28	51.72
9	29	2016	5	17	8,939	8.96	10	99,733	4,320	4,619	48.33	51.67
9	21	2016	4	17	8,933	8.96	11	99,733	4,310	4,623	48.25	51.75
9	29	2016	5	18	8,932	8.96	12	99,733	4,305	4,627	48.20	51.80
11	3	2016	5	18	8,931	8.95	13	99,733	4,197	4,734	46.99	53.01
9	20	2016	3	17	8,929	8.95	14	99,733	4,261	4,668	47.72	52.28
9	6	2016	3	17	8,926	8.95	15	99,733	4,265	4,661	47.78	52.22
10	11	2016	3	18	8,925	8.95	16	99,733	4,277	4,648	47.92	52.08

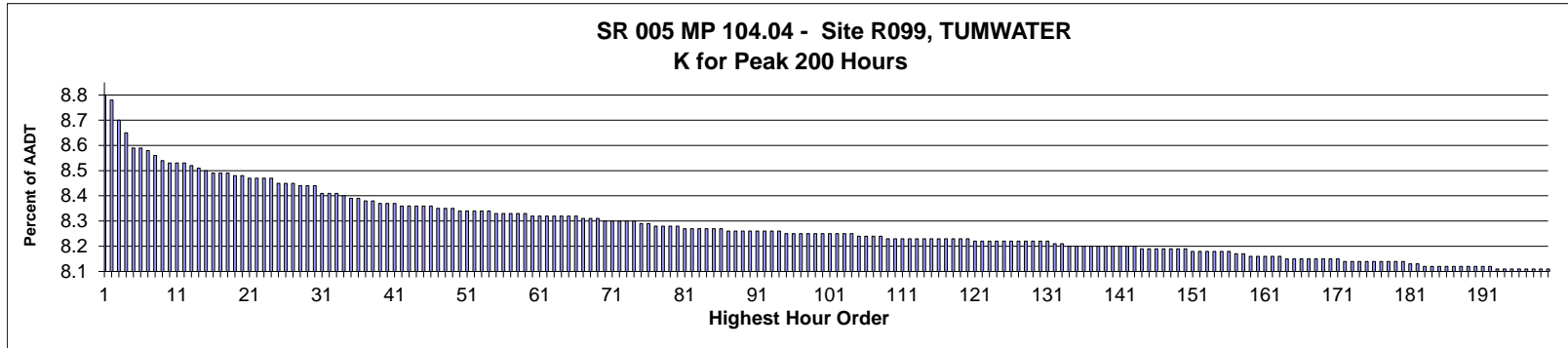
MO	DY	YR	DAY OF WK	HR	HR VOL	PERCENT OF AADT	HOUR NUMBER	AADT	EAST VOLUME	WEST VOLUME	PERCENT EAST IS OF TOTAL VOLUME	PERCENT WEST IS OF TOTAL VOLUME
5	25	2016	4	17	8,923	8.95	17	99,733	4,197	4,726	47.04	52.96
5	26	2016	5	18	8,916	8.94	18	99,733	4,275	4,641	47.95	52.05
10	4	2016	3	18	8,909	8.93	19	99,733	4,168	4,741	46.78	53.22
8	23	2016	3	17	8,906	8.93	20	99,733	4,280	4,626	48.06	51.94
5	24	2016	3	17	8,898	8.92	21	99,733	4,268	4,630	47.97	52.03
10	12	2016	4	18	8,887	8.91	22	99,733	4,228	4,659	47.58	52.42
12	7	2016	4	17	8,887	8.91	23	99,733	4,263	4,624	47.97	52.03
10	3	2016	2	17	8,886	8.91	24	99,733	4,226	4,660	47.56	52.44
11	4	2016	6	17	8,882	8.91	25	99,733	4,393	4,489	49.46	50.54
11	17	2016	5	17	8,880	8.90	26	99,733	4,310	4,570	48.54	51.46
5	18	2016	4	18	8,878	8.90	27	99,733	4,101	4,777	46.19	53.81
5	16	2016	2	17	8,871	8.89	28	99,733	4,137	4,734	46.64	53.36
9	20	2016	3	18	8,869	8.89	29	99,733	4,197	4,672	47.32	52.68
11	18	2016	6	17	8,861	8.88	30	99,733	4,350	4,511	49.09	50.91
5	18	2016	4	17	8,860	8.88	31	99,733	4,248	4,612	47.95	52.05
9	27	2016	3	18	8,860	8.88	32	99,733	4,211	4,649	47.53	52.47
5	23	2016	2	17	8,859	8.88	33	99,733	4,226	4,633	47.70	52.30
10	5	2016	4	18	8,858	8.88	34	99,733	4,162	4,696	46.99	53.01
11	10	2016	5	17	8,846	8.87	35	99,733	4,364	4,482	49.33	50.67
4	14	2016	5	18	8,843	8.87	36	99,733	4,120	4,723	46.59	53.41
2	16	2016	3	17	8,842	8.87	37	99,733	4,250	4,592	48.07	51.93
4	13	2016	4	17	8,839	8.86	38	99,733	4,142	4,697	46.86	53.14
5	25	2016	4	18	8,838	8.86	39	99,733	4,282	4,556	48.45	51.55
10	25	2016	3	17	8,837	8.86	40	99,733	4,188	4,649	47.39	52.61
2	24	2016	4	17	8,828	8.85	41	99,733	4,149	4,679	47.00	53.00
5	12	2016	5	18	8,826	8.85	42	99,733	4,239	4,587	48.03	51.97
11	8	2016	3	17	8,821	8.84	43	99,733	4,197	4,624	47.58	52.42
5	17	2016	3	17	8,814	8.84	44	99,733	4,190	4,624	47.54	52.46
10	7	2016	6	17	8,814	8.84	45	99,733	4,359	4,455	49.46	50.54
9	28	2016	4	17	8,813	8.84	46	99,733	4,212	4,601	47.79	52.21
5	26	2016	5	17	8,803	8.83	47	99,733	4,297	4,506	48.81	51.19
3	25	2016	6	17	8,799	8.82	48	99,733	4,284	4,515	48.69	51.31
9	21	2016	4	18	8,799	8.82	49	99,733	4,185	4,614	47.56	52.44
10	25	2016	3	18	8,799	8.82	50	99,733	4,160	4,639	47.28	52.72
2	2	2016	3	17	8,796	8.82	51	99,733	4,176	4,620	47.48	52.52
3	15	2016	3	17	8,794	8.82	52	99,733	4,007	4,787	45.57	54.43
11	29	2016	3	17	8,791	8.81	53	99,733	4,211	4,580	47.90	52.10
4	15	2016	6	17	8,784	8.81	54	99,733	4,238	4,546	48.25	51.75
10	18	2016	3	18	8,784	8.81	55	99,733	4,118	4,666	46.88	53.12
3	17	2016	5	18	8,783	8.81	56	99,733	4,130	4,653	47.02	52.98
4	14	2016	5	17	8,782	8.81	57	99,733	4,240	4,542	48.28	51.72
8	9	2016	3	17	8,781	8.80	58	99,733	4,118	4,663	46.90	53.10
2	25	2016	5	18	8,778	8.80	59	99,733	4,074	4,704	46.41	53.59
11	14	2016	2	17	8,776	8.80	60	99,733	4,066	4,710	46.33	53.67
9	30	2016	6	17	8,775	8.80	61	99,733	4,297	4,478	48.97	51.03
8	10	2016	4	18	8,764	8.79	62	99,733	4,264	4,500	48.65	51.35
9	26	2016	2	17	8,758	8.78	63	99,733	4,206	4,552	48.02	51.98
9	13	2016	3	18	8,752	8.78	64	99,733	4,183	4,569	47.79	52.21
10	20	2016	5	17	8,751	8.77	65	99,733	4,285	4,466	48.97	51.03
9	8	2016	5	17	8,749	8.77	66	99,733	4,169	4,580	47.65	52.35
10	6	2016	5	17	8,748	8.77	67	99,733	4,331	4,417	49.51	50.49

MO	DY	YR	DAY OF WK	HR	HR VOL	PERCENT OF AADT	HOUR NUMBER	AADT	EAST VOLUME	WEST VOLUME	PERCENT	PERCENT
											IS OF TOTAL VOLUME	WEST IS OF TOTAL VOLUME
8	2	2016	3	17	8,747	8.77	68	99,733	4,167	4,580	47.64	52.36
11	28	2016	2	17	8,744	8.77	69	99,733	4,032	4,712	46.11	53.89
3	16	2016	4	18	8,743	8.77	70	99,733	4,065	4,678	46.49	53.51
8	30	2016	3	17	8,743	8.77	71	99,733	4,163	4,580	47.62	52.38
9	30	2016	6	18	8,738	8.76	72	99,733	4,263	4,475	48.79	51.21
2	18	2016	5	18	8,735	8.76	73	99,733	4,078	4,657	46.69	53.31
2	23	2016	3	18	8,733	8.76	74	99,733	4,072	4,661	46.63	53.37
3	15	2016	3	18	8,732	8.76	75	99,733	4,115	4,617	47.13	52.87
4	11	2016	2	18	8,730	8.75	76	99,733	4,042	4,688	46.30	53.70
8	17	2016	4	17	8,729	8.75	77	99,733	4,247	4,482	48.65	51.35
5	19	2016	5	18	8,727	8.75	78	99,733	4,096	4,631	46.93	53.07
8	17	2016	4	18	8,726	8.75	79	99,733	4,185	4,541	47.96	52.04
8	16	2016	3	17	8,720	8.74	80	99,733	4,204	4,516	48.21	51.79
5	23	2016	2	18	8,719	8.74	81	99,733	4,016	4,703	46.06	53.94
9	14	2016	4	17	8,719	8.74	82	99,733	4,166	4,553	47.78	52.22
8	10	2016	4	17	8,715	8.74	83	99,733	4,121	4,594	47.29	52.71
4	19	2016	3	17	8,714	8.74	84	99,733	4,148	4,566	47.60	52.40
9	8	2016	5	18	8,711	8.73	85	99,733	4,261	4,450	48.92	51.08
4	13	2016	4	18	8,710	8.73	86	99,733	4,073	4,637	46.76	53.24
4	19	2016	3	18	8,705	8.73	87	99,733	4,163	4,542	47.82	52.18
9	16	2016	6	17	8,702	8.73	88	99,733	4,181	4,521	48.05	51.95
8	2	2016	3	18	8,695	8.72	89	99,733	4,185	4,510	48.13	51.87
3	8	2016	3	17	8,693	8.72	90	99,733	3,961	4,732	45.57	54.43
3	30	2016	4	17	8,691	8.71	91	99,733	4,135	4,556	47.58	52.42
8	9	2016	3	18	8,681	8.70	92	99,733	4,139	4,542	47.68	52.32
10	4	2016	3	17	8,681	8.70	93	99,733	4,186	4,495	48.22	51.78
4	18	2016	2	17	8,669	8.69	94	99,733	4,122	4,547	47.55	52.45
8	3	2016	4	17	8,669	8.69	95	99,733	4,094	4,575	47.23	52.77
2	24	2016	4	18	8,668	8.69	96	99,733	3,984	4,684	45.96	54.04
8	31	2016	4	18	8,665	8.69	97	99,733	4,160	4,505	48.01	51.99
3	17	2016	5	17	8,663	8.69	98	99,733	4,162	4,501	48.04	51.96
8	22	2016	2	17	8,662	8.69	99	99,733	4,240	4,422	48.95	51.05
10	10	2016	2	17	8,662	8.69	100	99,733	4,251	4,411	49.08	50.92
8	15	2016	2	17	8,659	8.68	101	99,733	4,034	4,625	46.59	53.41
11	7	2016	2	17	8,659	8.68	102	99,733	4,051	4,608	46.78	53.22
2	17	2016	4	17	8,657	8.68	103	99,733	3,972	4,685	45.88	54.12
12	6	2016	3	17	8,656	8.68	104	99,733	4,047	4,609	46.75	53.25
5	19	2016	5	17	8,655	8.68	105	99,733	4,142	4,513	47.86	52.14
9	7	2016	4	18	8,651	8.67	106	99,733	4,104	4,547	47.44	52.56
2	9	2016	3	18	8,648	8.67	107	99,733	4,009	4,639	46.36	53.64
4	11	2016	2	17	8,648	8.67	108	99,733	4,066	4,582	47.02	52.98
4	15	2016	6	18	8,648	8.67	109	99,733	4,172	4,476	48.24	51.76
10	28	2016	6	17	8,644	8.67	110	99,733	4,225	4,419	48.88	51.12
11	18	2016	6	16	8,644	8.67	111	99,733	4,199	4,445	48.58	51.42
8	3	2016	4	18	8,642	8.67	112	99,733	4,145	4,497	47.96	52.04
10	27	2016	5	17	8,642	8.67	113	99,733	4,300	4,342	49.76	50.24
3	3	2016	5	17	8,641	8.66	114	99,733	4,178	4,463	48.35	51.65
9	13	2016	3	17	8,640	8.66	115	99,733	4,122	4,518	47.71	52.29
9	15	2016	5	18	8,639	8.66	116	99,733	4,139	4,500	47.91	52.09
5	16	2016	2	18	8,637	8.66	117	99,733	4,048	4,589	46.87	53.13
10	20	2016	5	18	8,637	8.66	118	99,733	4,114	4,523	47.63	52.37

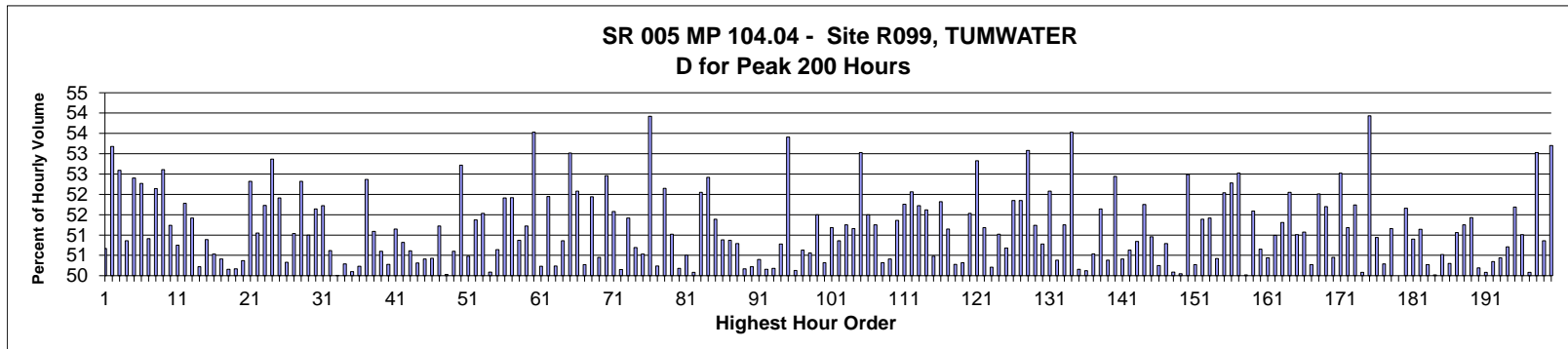
MO	DY	YR	DAY OF WK	HR	HR VOL	PERCENT OF AADT	HOUR NUMBER	AADT	EAST VOLUME	WEST VOLUME	PERCENT EAST IS OF TOTAL VOLUME	PERCENT WEST IS OF TOTAL VOLUME
2	9	2016	3	17	8,636	8.66	119	99,733	4,198	4,438	48.61	51.39
3	29	2016	3	17	8,635	8.66	120	99,733	4,057	4,578	46.98	53.02
9	26	2016	2	18	8,631	8.65	121	99,733	4,125	4,506	47.79	52.21
9	14	2016	4	18	8,625	8.65	122	99,733	4,134	4,491	47.93	52.07
9	22	2016	5	16	8,624	8.65	123	99,733	4,256	4,368	49.35	50.65
11	9	2016	4	17	8,624	8.65	124	99,733	4,058	4,566	47.05	52.95
2	18	2016	5	17	8,622	8.65	125	99,733	4,065	4,557	47.15	52.85
8	11	2016	5	18	8,622	8.65	126	99,733	4,120	4,502	47.78	52.22
2	8	2016	2	17	8,621	8.64	127	99,733	4,107	4,514	47.64	52.36
11	3	2016	5	17	8,621	8.64	128	99,733	4,178	4,443	48.46	51.54
11	1	2016	3	17	8,620	8.64	129	99,733	4,320	4,300	50.12	49.88
2	12	2016	6	17	8,613	8.64	130	99,733	4,267	4,346	49.54	50.46
10	10	2016	2	18	8,609	8.63	131	99,733	4,079	4,530	47.38	52.62
12	1	2016	5	17	8,608	8.63	132	99,733	4,274	4,334	49.65	50.35
3	31	2016	5	17	8,606	8.63	133	99,733	4,216	4,390	48.99	51.01
2	16	2016	3	18	8,605	8.63	134	99,733	3,968	4,637	46.11	53.89
3	10	2016	5	17	8,605	8.63	135	99,733	4,101	4,504	47.66	52.34
3	3	2016	5	18	8,601	8.62	136	99,733	4,020	4,581	46.74	53.26
9	7	2016	4	17	8,599	8.62	137	99,733	4,039	4,560	46.97	53.03
5	13	2016	6	17	8,594	8.62	138	99,733	4,232	4,362	49.24	50.76
3	28	2016	2	17	8,593	8.62	139	99,733	4,021	4,572	46.79	53.21
3	18	2016	6	17	8,589	8.61	140	99,733	4,125	4,464	48.03	51.97
9	15	2016	5	17	8,584	8.61	141	99,733	4,147	4,437	48.31	51.69
2	10	2016	4	18	8,581	8.60	142	99,733	3,958	4,623	46.13	53.87
8	30	2016	3	18	8,578	8.60	143	99,733	4,062	4,516	47.35	52.65
11	8	2016	3	18	8,575	8.60	144	99,733	4,121	4,454	48.06	51.94
10	7	2016	6	16	8,563	8.59	145	99,733	4,308	4,255	50.31	49.69
11	2	2016	4	17	8,562	8.58	146	99,733	4,025	4,537	47.01	52.99
9	29	2016	5	16	8,554	8.58	147	99,733	4,240	4,314	49.57	50.43
12	5	2016	2	17	8,551	8.57	148	99,733	4,125	4,426	48.24	51.76
8	4	2016	5	18	8,549	8.57	149	99,733	4,168	4,381	48.75	51.25
10	3	2016	2	18	8,547	8.57	150	99,733	4,016	4,531	46.99	53.01
8	16	2016	3	18	8,545	8.57	151	99,733	4,166	4,379	48.75	51.25
4	5	2016	3	17	8,544	8.57	152	99,733	4,069	4,475	47.62	52.38
8	25	2016	5	17	8,541	8.56	153	99,733	4,079	4,462	47.76	52.24
11	1	2016	3	18	8,537	8.56	154	99,733	4,013	4,524	47.01	52.99
8	31	2016	4	17	8,536	8.56	155	99,733	4,203	4,333	49.24	50.76
3	10	2016	5	18	8,535	8.56	156	99,733	3,900	4,635	45.69	54.31
10	19	2016	4	17	8,531	8.55	157	99,733	4,219	4,312	49.45	50.55
11	17	2016	5	18	8,529	8.55	158	99,733	4,103	4,426	48.11	51.89
8	24	2016	4	18	8,527	8.55	159	99,733	4,086	4,441	47.92	52.08
9	19	2016	2	17	8,526	8.55	160	99,733	4,011	4,515	47.04	52.96
10	5	2016	4	17	8,522	8.54	161	99,733	4,194	4,328	49.21	50.79
11	4	2016	6	18	8,522	8.54	162	99,733	4,217	4,305	49.48	50.52
8	4	2016	5	17	8,519	8.54	163	99,733	4,082	4,437	47.92	52.08
3	30	2016	4	18	8,515	8.54	164	99,733	3,989	4,526	46.85	53.15
4	18	2016	2	18	8,512	8.53	165	99,733	4,110	4,402	48.28	51.72
11	30	2016	4	17	8,511	8.53	166	99,733	4,037	4,474	47.43	52.57
11	29	2016	3	18	8,510	8.53	167	99,733	4,052	4,458	47.61	52.39
8	22	2016	2	18	8,507	8.53	168	99,733	4,057	4,450	47.69	52.31
3	24	2016	5	17	8,501	8.52	169	99,733	4,043	4,458	47.56	52.44

MO	DY	YR	DAY OF WK	HR	HR VOL	PERCENT OF AADT	HOUR NUMBER	AADT	EAST VOLUME	WEST VOLUME	PERCENT EAST IS OF TOTAL VOLUME	PERCENT WEST IS OF TOTAL VOLUME
9	28	2016	4	18	8,499	8.52	170	99,733	4,052	4,447	47.68	52.32
2	25	2016	5	17	8,496	8.52	171	99,733	4,043	4,453	47.59	52.41
11	30	2016	4	18	8,494	8.52	172	99,733	4,000	4,494	47.09	52.91
2	4	2016	5	17	8,490	8.51	173	99,733	4,065	4,425	47.88	52.12
10	6	2016	5	18	8,490	8.51	174	99,733	4,202	4,288	49.49	50.51
3	8	2016	3	18	8,487	8.51	175	99,733	4,040	4,447	47.60	52.40
8	8	2016	2	18	8,486	8.51	176	99,733	4,080	4,406	48.08	51.92
9	9	2016	6	17	8,486	8.51	177	99,733	4,060	4,426	47.84	52.16
9	6	2016	3	18	8,485	8.51	178	99,733	4,112	4,373	48.46	51.54
10	28	2016	6	18	8,485	8.51	179	99,733	4,090	4,395	48.20	51.80
4	1	2016	6	17	8,483	8.51	180	99,733	4,117	4,366	48.53	51.47
8	1	2016	2	18	8,482	8.50	181	99,733	4,033	4,449	47.55	52.45
4	7	2016	5	17	8,478	8.50	182	99,733	4,097	4,381	48.33	51.67
8	8	2016	2	17	8,472	8.49	183	99,733	4,004	4,468	47.26	52.74
11	21	2016	2	17	8,470	8.49	184	99,733	4,181	4,289	49.36	50.64
3	29	2016	3	18	8,467	8.49	185	99,733	3,926	4,541	46.37	53.63
9	12	2016	2	17	8,467	8.49	186	99,733	3,967	4,500	46.85	53.15
5	20	2016	6	18	8,465	8.49	187	99,733	4,052	4,413	47.87	52.13
8	15	2016	2	18	8,462	8.48	188	99,733	4,077	4,385	48.18	51.82
3	28	2016	2	18	8,453	8.48	189	99,733	3,989	4,464	47.19	52.81
3	31	2016	5	18	8,453	8.48	190	99,733	3,991	4,462	47.21	52.79
8	18	2016	5	17	8,453	8.48	191	99,733	4,134	4,319	48.91	51.09
3	24	2016	5	18	8,451	8.47	192	99,733	3,998	4,453	47.31	52.69
11	4	2016	6	16	8,448	8.47	193	99,733	4,217	4,231	49.92	50.08
2	8	2016	2	18	8,447	8.47	194	99,733	3,989	4,458	47.22	52.78
8	29	2016	2	17	8,447	8.47	195	99,733	4,050	4,397	47.95	52.05
9	12	2016	2	18	8,446	8.47	196	99,733	4,036	4,410	47.79	52.21
9	9	2016	6	18	8,445	8.47	197	99,733	4,101	4,344	48.56	51.44
9	1	2016	5	17	8,444	8.47	198	99,733	4,136	4,308	48.98	51.02
2	29	2016	2	18	8,443	8.47	199	99,733	3,888	4,555	46.05	53.95
8	25	2016	5	18	8,439	8.46	200	99,733	4,034	4,405	47.80	52.20





**AADT= 103,766      K 30 FACTOR= 8.39      K 100 FACTOR= 8.20      K 200 FACTOR= 8.06      D 30 FACTOR= 51.64**



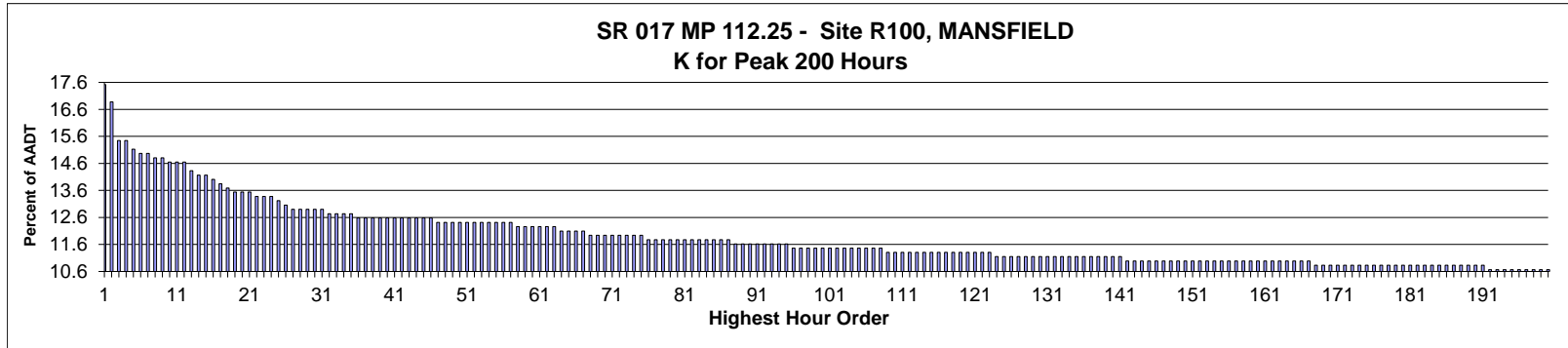
MO	DY	YR	DAY OF WK	HR	HR VOL	PERCENT OF AADT	HOUR NUMBER	AADT	NORTH VOLUME	SOUTH VOLUME	PERCENT NORTH IS OF TOTAL VOLUME	PERCENT SOUTH IS OF TOTAL VOLUME
4	15	2016	6	17	9,076	8.75	1	103,766	4,599	4,477	50.67	49.33
10	7	2016	6	17	9,060	8.73	2	103,766	4,242	4,818	46.82	53.18
3	25	2016	6	17	8,973	8.65	3	103,766	4,254	4,719	47.41	52.59
8	9	2016	3	17	8,923	8.60	4	103,766	4,385	4,538	49.14	50.86
5	6	2016	6	17	8,861	8.54	5	103,766	4,218	4,643	47.60	52.40
10	7	2016	6	16	8,861	8.54	6	103,766	4,229	4,632	47.73	52.27
6	9	2016	5	17	8,847	8.53	7	103,766	4,343	4,504	49.09	50.91
6	30	2016	5	17	8,835	8.51	8	103,766	4,228	4,607	47.86	52.14
10	21	2016	6	15	8,808	8.49	9	103,766	4,634	4,174	52.61	47.39
8	10	2016	4	17	8,801	8.48	10	103,766	4,510	4,291	51.24	48.76
9	22	2016	5	17	8,798	8.48	11	103,766	4,333	4,465	49.25	50.75
6	10	2016	6	17	8,796	8.48	12	103,766	4,241	4,555	48.22	51.78
4	29	2016	6	17	8,788	8.47	13	103,766	4,269	4,519	48.58	51.42
12	26	2016	2	13	8,778	8.46	14	103,766	4,370	4,408	49.78	50.22
5	18	2016	4	17	8,766	8.45	15	103,766	4,461	4,305	50.89	49.11
7	15	2016	6	16	8,763	8.44	16	103,766	4,428	4,335	50.53	49.47

MO	DY	YR	DAY OF WK	HR	HR VOL	PERCENT OF AADT	HOUR NUMBER	AADT	NORTH VOLUME	SOUTH VOLUME	PERCENT NORTH IS OF TOTAL VOLUME	PERCENT SOUTH IS OF TOTAL VOLUME
7	5	2016	3	17	8,760	8.44	17	103,766	4,344	4,416	49.59	50.41
7	15	2016	6	17	8,756	8.44	18	103,766	4,364	4,392	49.84	50.16
7	13	2016	4	17	8,748	8.43	19	103,766	4,359	4,389	49.83	50.17
4	28	2016	5	17	8,747	8.43	20	103,766	4,341	4,406	49.63	50.37
2	12	2016	6	17	8,742	8.42	21	103,766	4,168	4,574	47.68	52.32
4	15	2016	6	18	8,738	8.42	22	103,766	4,277	4,461	48.95	51.05
9	2	2016	6	13	8,733	8.42	23	103,766	4,518	4,215	51.73	48.27
6	10	2016	6	18	8,732	8.42	24	103,766	4,115	4,617	47.13	52.87
5	13	2016	6	17	8,721	8.40	25	103,766	4,194	4,527	48.09	51.91
9	6	2016	3	17	8,715	8.40	26	103,766	4,329	4,386	49.67	50.33
9	16	2016	6	16	8,712	8.40	27	103,766	4,447	4,265	51.04	48.96
7	15	2016	6	13	8,711	8.39	28	103,766	4,558	4,153	52.32	47.68
10	28	2016	6	17	8,706	8.39	29	103,766	4,266	4,440	49.00	51.00
10	25	2016	3	17	8,705	8.39	30	103,766	4,210	4,495	48.36	51.64
7	15	2016	6	14	8,674	8.36	31	103,766	4,486	4,188	51.72	48.28
7	15	2016	6	15	8,673	8.36	32	103,766	4,390	4,283	50.62	49.38
8	2	2016	3	17	8,672	8.36	33	103,766	4,335	4,337	49.99	50.01
7	21	2016	5	17	8,669	8.35	34	103,766	4,309	4,360	49.71	50.29
7	28	2016	5	17	8,654	8.34	35	103,766	4,318	4,336	49.90	50.10
3	24	2016	5	17	8,650	8.34	36	103,766	4,305	4,345	49.77	50.23
9	30	2016	6	17	8,641	8.33	37	103,766	4,116	4,525	47.63	52.37
3	25	2016	6	16	8,639	8.33	38	103,766	4,225	4,414	48.91	51.09
11	23	2016	4	13	8,637	8.32	39	103,766	4,370	4,267	50.60	49.40
5	31	2016	3	17	8,630	8.32	40	103,766	4,291	4,339	49.72	50.28
8	12	2016	6	16	8,629	8.32	41	103,766	4,414	4,215	51.15	48.85
8	11	2016	5	17	8,628	8.31	42	103,766	4,385	4,243	50.82	49.18
6	3	2016	6	17	8,627	8.31	43	103,766	4,261	4,366	49.39	50.61
7	12	2016	3	17	8,624	8.31	44	103,766	4,339	4,285	50.31	49.69
7	1	2016	6	17	8,622	8.31	45	103,766	4,346	4,276	50.41	49.59
4	14	2016	5	17	8,621	8.31	46	103,766	4,273	4,348	49.57	50.43
6	22	2016	4	17	8,615	8.30	47	103,766	4,202	4,413	48.78	51.22
5	5	2016	5	17	8,609	8.30	48	103,766	4,307	4,302	50.03	49.97
7	5	2016	3	13	8,608	8.30	49	103,766	4,252	4,356	49.40	50.60
10	7	2016	6	14	8,607	8.29	50	103,766	4,069	4,538	47.28	52.72
7	11	2016	2	17	8,604	8.29	51	103,766	4,261	4,343	49.52	50.48
3	17	2016	5	17	8,602	8.29	52	103,766	4,183	4,419	48.63	51.37
7	8	2016	6	14	8,600	8.29	53	103,766	4,432	4,168	51.53	48.47
8	4	2016	5	17	8,599	8.29	54	103,766	4,292	4,307	49.91	50.09
6	8	2016	4	17	8,596	8.28	55	103,766	4,243	4,353	49.36	50.64
4	1	2016	6	17	8,592	8.28	56	103,766	4,132	4,460	48.09	51.91
5	26	2016	5	18	8,590	8.28	57	103,766	4,130	4,460	48.08	51.92
12	26	2016	2	14	8,590	8.28	58	103,766	4,370	4,220	50.87	49.13
6	9	2016	5	18	8,588	8.28	59	103,766	4,399	4,189	51.22	48.78
12	26	2016	2	12	8,586	8.27	60	103,766	3,990	4,596	46.47	53.53
9	30	2016	6	15	8,585	8.27	61	103,766	4,312	4,273	50.23	49.77
5	27	2016	6	17	8,584	8.27	62	103,766	4,125	4,459	48.05	51.95
8	23	2016	3	17	8,583	8.27	63	103,766	4,312	4,271	50.24	49.76
8	5	2016	6	16	8,582	8.27	64	103,766	4,217	4,365	49.14	50.86
7	22	2016	6	15	8,581	8.27	65	103,766	4,550	4,031	53.02	46.98
5	12	2016	5	17	8,578	8.27	66	103,766	4,111	4,467	47.92	52.08
7	6	2016	4	17	8,576	8.26	67	103,766	4,265	4,311	49.73	50.27

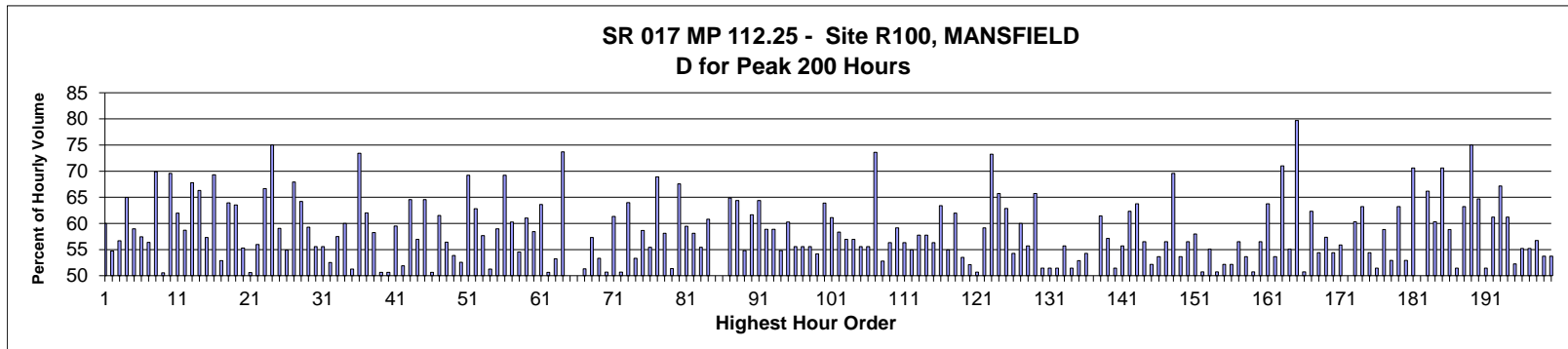
MO	DY	YR	DAY OF WK	HR	HR VOL	PERCENT OF AADT	HOUR NUMBER	AADT	NORTH VOLUME	SOUTH VOLUME	PERCENT NORTH IS OF TOTAL VOLUME	PERCENT SOUTH IS OF TOTAL VOLUME
5	26	2016	5	17	8,575	8.26	68	103,766	4,121	4,454	48.06	51.94
6	16	2016	5	17	8,573	8.26	69	103,766	4,325	4,248	50.45	49.55
9	30	2016	6	18	8,562	8.25	70	103,766	4,070	4,492	47.54	52.46
8	12	2016	6	13	8,561	8.25	71	103,766	4,416	4,145	51.58	48.42
7	14	2016	5	17	8,560	8.25	72	103,766	4,293	4,267	50.15	49.85
8	12	2016	6	14	8,559	8.25	73	103,766	4,401	4,158	51.42	48.58
5	25	2016	4	17	8,558	8.25	74	103,766	4,220	4,338	49.31	50.69
12	28	2016	4	17	8,554	8.24	75	103,766	4,322	4,232	50.53	49.47
3	25	2016	6	18	8,553	8.24	76	103,766	3,941	4,612	46.08	53.92
4	29	2016	6	15	8,541	8.23	77	103,766	4,291	4,250	50.24	49.76
3	25	2016	6	13	8,539	8.23	78	103,766	4,086	4,453	47.85	52.15
9	2	2016	6	17	8,538	8.23	79	103,766	4,182	4,356	48.98	51.02
4	27	2016	4	17	8,536	8.23	80	103,766	4,253	4,283	49.82	50.18
6	20	2016	2	17	8,534	8.22	81	103,766	4,224	4,310	49.50	50.50
6	21	2016	3	17	8,533	8.22	82	103,766	4,260	4,273	49.92	50.08
5	16	2016	2	17	8,531	8.22	83	103,766	4,091	4,440	47.95	52.05
10	7	2016	6	15	8,529	8.22	84	103,766	4,058	4,471	47.58	52.42
11	18	2016	6	17	8,527	8.22	85	103,766	4,145	4,382	48.61	51.39
6	23	2016	5	17	8,526	8.22	86	103,766	4,188	4,338	49.12	50.88
6	28	2016	3	17	8,524	8.21	87	103,766	4,188	4,336	49.13	50.87
9	30	2016	6	16	8,524	8.21	88	103,766	4,195	4,329	49.21	50.79
7	20	2016	4	17	8,521	8.21	89	103,766	4,275	4,246	50.17	49.83
9	2	2016	6	14	8,520	8.21	90	103,766	4,279	4,241	50.22	49.78
3	25	2016	6	14	8,519	8.21	91	103,766	4,225	4,294	49.60	50.40
9	30	2016	6	14	8,518	8.21	92	103,766	4,273	4,245	50.16	49.84
7	8	2016	6	15	8,516	8.21	93	103,766	4,243	4,273	49.82	50.18
9	29	2016	5	17	8,515	8.21	94	103,766	4,191	4,324	49.22	50.78
5	6	2016	6	18	8,514	8.20	95	103,766	3,967	4,547	46.59	53.41
11	23	2016	4	15	8,514	8.20	96	103,766	4,246	4,268	49.87	50.13
6	15	2016	4	17	8,513	8.20	97	103,766	4,203	4,310	49.37	50.63
10	21	2016	6	16	8,513	8.20	98	103,766	4,209	4,304	49.44	50.56
12	23	2016	6	16	8,513	8.20	99	103,766	4,129	4,384	48.50	51.50
3	18	2016	6	17	8,511	8.20	100	103,766	4,283	4,228	50.32	49.68
8	12	2016	6	17	8,510	8.20	101	103,766	4,155	4,355	48.82	51.18
8	22	2016	2	17	8,510	8.20	102	103,766	4,182	4,328	49.14	50.86
5	4	2016	4	17	8,505	8.20	103	103,766	4,146	4,359	48.75	51.25
8	5	2016	6	17	8,505	8.20	104	103,766	4,154	4,351	48.84	51.16
7	5	2016	3	12	8,502	8.19	105	103,766	3,993	4,509	46.97	53.03
3	28	2016	2	17	8,501	8.19	106	103,766	4,123	4,378	48.50	51.50
10	12	2016	4	17	8,498	8.19	107	103,766	4,143	4,355	48.75	51.25
8	18	2016	5	17	8,497	8.19	108	103,766	4,276	4,221	50.32	49.68
7	8	2016	6	13	8,492	8.18	109	103,766	4,281	4,211	50.41	49.59
5	23	2016	2	17	8,491	8.18	110	103,766	4,130	4,361	48.64	51.36
7	6	2016	4	18	8,490	8.18	111	103,766	4,096	4,394	48.24	51.76
10	28	2016	6	15	8,489	8.18	112	103,766	4,070	4,419	47.94	52.06
9	13	2016	3	17	8,488	8.18	113	103,766	4,098	4,390	48.28	51.72
5	17	2016	3	17	8,487	8.18	114	103,766	4,106	4,381	48.38	51.62
5	20	2016	6	14	8,487	8.18	115	103,766	4,203	4,284	49.52	50.48
9	8	2016	5	17	8,487	8.18	116	103,766	4,089	4,398	48.18	51.82
12	30	2016	6	16	8,486	8.18	117	103,766	4,341	4,145	51.15	48.85
6	2	2016	5	17	8,485	8.18	118	103,766	4,219	4,266	49.72	50.28

MO	DY	YR	DAY OF WK	HR	HR VOL	PERCENT OF AADT	HOUR NUMBER	AADT	NORTH VOLUME	SOUTH VOLUME	PERCENT NORTH IS OF TOTAL VOLUME	PERCENT SOUTH IS OF TOTAL VOLUME
9	15	2016	5	17	8,485	8.18	119	103,766	4,215	4,270	49.68	50.32
11	10	2016	5	17	8,484	8.18	120	103,766	4,112	4,372	48.47	51.53
10	3	2016	2	17	8,482	8.17	121	103,766	4,001	4,481	47.17	52.83
6	24	2016	6	16	8,480	8.17	122	103,766	4,340	4,140	51.18	48.82
8	3	2016	4	17	8,480	8.17	123	103,766	4,222	4,258	49.79	50.21
11	23	2016	4	16	8,479	8.17	124	103,766	4,153	4,326	48.98	51.02
9	16	2016	6	14	8,478	8.17	125	103,766	4,297	4,181	50.68	49.32
6	13	2016	2	17	8,477	8.17	126	103,766	4,082	4,395	48.15	51.85
8	10	2016	4	16	8,477	8.17	127	103,766	4,395	4,082	51.85	48.15
11	4	2016	6	17	8,476	8.17	128	103,766	3,977	4,499	46.92	53.08
4	8	2016	6	17	8,475	8.17	129	103,766	4,132	4,343	48.76	51.24
7	27	2016	4	17	8,475	8.17	130	103,766	4,304	4,171	50.78	49.22
9	16	2016	6	15	8,474	8.17	131	103,766	4,413	4,061	52.08	47.92
5	13	2016	6	14	8,469	8.16	132	103,766	4,267	4,202	50.38	49.62
9	21	2016	4	17	8,464	8.16	133	103,766	4,126	4,338	48.75	51.25
9	29	2016	5	18	8,462	8.15	134	103,766	3,932	4,530	46.47	53.53
8	1	2016	2	17	8,459	8.15	135	103,766	4,243	4,216	50.16	49.84
8	8	2016	2	17	8,459	8.15	136	103,766	4,219	4,240	49.88	50.12
8	30	2016	3	17	8,459	8.15	137	103,766	4,275	4,184	50.54	49.46
9	27	2016	3	17	8,459	8.15	138	103,766	4,091	4,368	48.36	51.64
8	15	2016	2	17	8,456	8.15	139	103,766	4,260	4,196	50.38	49.62
6	24	2016	6	17	8,455	8.15	140	103,766	4,021	4,434	47.56	52.44
11	3	2016	5	17	8,455	8.15	141	103,766	4,193	4,262	49.59	50.41
9	9	2016	6	16	8,454	8.15	142	103,766	4,174	4,280	49.37	50.63
6	17	2016	6	15	8,452	8.15	143	103,766	4,155	4,297	49.16	50.84
2	12	2016	6	18	8,451	8.14	144	103,766	4,078	4,373	48.25	51.75
3	24	2016	5	18	8,450	8.14	145	103,766	4,144	4,306	49.04	50.96
7	18	2016	2	17	8,450	8.14	146	103,766	4,246	4,204	50.25	49.75
12	16	2016	6	17	8,448	8.14	147	103,766	4,157	4,291	49.21	50.79
11	4	2016	6	16	8,445	8.14	148	103,766	4,215	4,230	49.91	50.09
7	19	2016	3	17	8,444	8.14	149	103,766	4,226	4,218	50.05	49.95
8	19	2016	6	13	8,443	8.14	150	103,766	4,432	4,011	52.49	47.51
8	5	2016	6	14	8,438	8.13	151	103,766	4,242	4,196	50.27	49.73
11	18	2016	6	15	8,438	8.13	152	103,766	4,102	4,336	48.61	51.39
8	19	2016	6	17	8,436	8.13	153	103,766	4,098	4,338	48.58	51.42
6	17	2016	6	14	8,432	8.13	154	103,766	4,181	4,251	49.58	50.42
7	22	2016	6	14	8,432	8.13	155	103,766	4,388	4,044	52.04	47.96
6	30	2016	5	18	8,431	8.13	156	103,766	4,023	4,408	47.72	52.28
4	1	2016	6	16	8,425	8.12	157	103,766	4,000	4,425	47.48	52.52
10	28	2016	6	16	8,421	8.12	158	103,766	4,212	4,209	50.02	49.98
4	26	2016	3	17	8,419	8.11	159	103,766	4,076	4,343	48.41	51.59
7	1	2016	6	13	8,419	8.11	160	103,766	4,264	4,155	50.65	49.35
9	7	2016	4	17	8,418	8.11	161	103,766	4,172	4,246	49.56	50.44
8	26	2016	6	13	8,415	8.11	162	103,766	4,291	4,124	50.99	49.01
8	12	2016	6	15	8,413	8.11	163	103,766	4,317	4,096	51.31	48.69
5	19	2016	5	17	8,409	8.10	164	103,766	4,032	4,377	47.95	52.05
3	16	2016	4	17	8,405	8.10	165	103,766	4,118	4,287	48.99	51.01
4	11	2016	2	17	8,403	8.10	166	103,766	4,112	4,291	48.93	51.07
7	25	2016	2	17	8,403	8.10	167	103,766	4,179	4,224	49.73	50.27
12	20	2016	3	17	8,403	8.10	168	103,766	4,033	4,370	47.99	52.01
6	24	2016	6	13	8,402	8.10	169	103,766	4,344	4,058	51.70	48.30

MO	DY	YR	DAY OF WK	HR	HR VOL	PERCENT OF AADT	HOUR NUMBER	AADT	NORTH VOLUME	SOUTH VOLUME	PERCENT NORTH IS OF TOTAL VOLUME	PERCENT SOUTH IS OF TOTAL VOLUME
8	25	2016	5	16	8,401	8.10	170	103,766	4,163	4,238	49.55	50.45
11	23	2016	4	14	8,400	8.10	171	103,766	4,412	3,988	52.52	47.48
7	22	2016	6	16	8,399	8.09	172	103,766	4,299	4,100	51.18	48.82
12	30	2016	6	13	8,399	8.09	173	103,766	4,346	4,053	51.74	48.26
7	14	2016	5	18	8,396	8.09	174	103,766	4,191	4,205	49.92	50.08
9	9	2016	6	18	8,396	8.09	175	103,766	3,868	4,528	46.07	53.93
6	7	2016	3	17	8,395	8.09	176	103,766	4,119	4,276	49.06	50.94
11	23	2016	4	12	8,393	8.09	177	103,766	4,172	4,221	49.71	50.29
4	13	2016	4	17	8,392	8.09	178	103,766	4,099	4,293	48.84	51.16
8	16	2016	3	17	8,392	8.09	179	103,766	4,196	4,196	50.00	50.00
6	3	2016	6	16	8,391	8.09	180	103,766	4,056	4,335	48.34	51.66
4	22	2016	6	17	8,389	8.08	181	103,766	4,119	4,270	49.10	50.90
8	25	2016	5	18	8,381	8.08	182	103,766	4,095	4,286	48.86	51.14
7	26	2016	3	17	8,376	8.07	183	103,766	4,165	4,211	49.73	50.27
8	11	2016	5	16	8,376	8.07	184	103,766	4,190	4,186	50.02	49.98
9	30	2016	6	13	8,375	8.07	185	103,766	4,144	4,231	49.48	50.52
7	1	2016	6	14	8,374	8.07	186	103,766	4,162	4,212	49.70	50.30
8	26	2016	6	16	8,373	8.07	187	103,766	4,098	4,275	48.94	51.06
12	22	2016	5	15	8,373	8.07	188	103,766	4,082	4,291	48.75	51.25
5	6	2016	6	16	8,372	8.07	189	103,766	4,066	4,306	48.57	51.43
7	22	2016	6	17	8,371	8.07	190	103,766	4,170	4,201	49.81	50.19
3	22	2016	3	17	8,369	8.07	191	103,766	4,191	4,178	50.08	49.92
4	7	2016	5	17	8,369	8.07	192	103,766	4,155	4,214	49.65	50.35
11	4	2016	6	18	8,367	8.06	193	103,766	4,147	4,220	49.56	50.44
8	17	2016	4	17	8,364	8.06	194	103,766	4,241	4,123	50.71	49.29
6	24	2016	6	14	8,363	8.06	195	103,766	4,323	4,040	51.69	48.31
8	1	2016	2	16	8,363	8.06	196	103,766	4,266	4,097	51.01	48.99
9	2	2016	6	16	8,363	8.06	197	103,766	4,188	4,175	50.08	49.92
9	16	2016	6	17	8,363	8.06	198	103,766	3,928	4,435	46.97	53.03
2	19	2016	6	17	8,362	8.06	199	103,766	4,109	4,253	49.14	50.86
1	8	2016	6	17	8,361	8.06	200	103,766	3,913	4,448	46.80	53.20



AADT= 628      K 30 FACTOR= 12.90      K 100 FACTOR= 11.46      K 200 FACTOR= 10.67      D 30 FACTOR= 55.56



MO	DY	YR	DAY OF WK	HR	HR VOL	PERCENT OF AADT	HOUR NUMBER	AADT	NORTH VOLUME	SOUTH VOLUME	PERCENT NORTH IS OF TOTAL VOLUME	PERCENT SOUTH IS OF TOTAL VOLUME
9	5	2016	2	16	110	17.52	1	628	44	66	40.00	60.00
9	11	2016	1	19	106	16.88	2	628	48	58	45.28	54.72
4	1	2016	6	15	97	15.45	3	628	55	42	56.70	43.30
9	5	2016	2	14	97	15.45	4	628	34	63	35.05	64.95
9	5	2016	2	13	95	15.13	5	628	39	56	41.05	58.95
5	21	2016	7	11	94	14.97	6	628	40	54	42.55	57.45
9	2	2016	6	18	94	14.97	7	628	53	41	56.38	43.62
5	30	2016	2	15	93	14.81	8	628	28	65	30.11	69.89
6	10	2016	6	15	93	14.81	9	628	47	46	50.54	49.46
7	17	2016	1	13	92	14.65	10	628	28	64	30.43	69.57
9	5	2016	2	15	92	14.65	11	628	35	57	38.04	61.96
9	11	2016	1	20	92	14.65	12	628	54	38	58.70	41.30
5	30	2016	2	12	90	14.33	13	628	29	61	32.22	67.78
5	30	2016	2	13	89	14.17	14	628	30	59	33.71	66.29
7	10	2016	1	15	89	14.17	15	628	38	51	42.70	57.30
4	2	2016	7	12	88	14.01	16	628	61	27	69.32	30.68

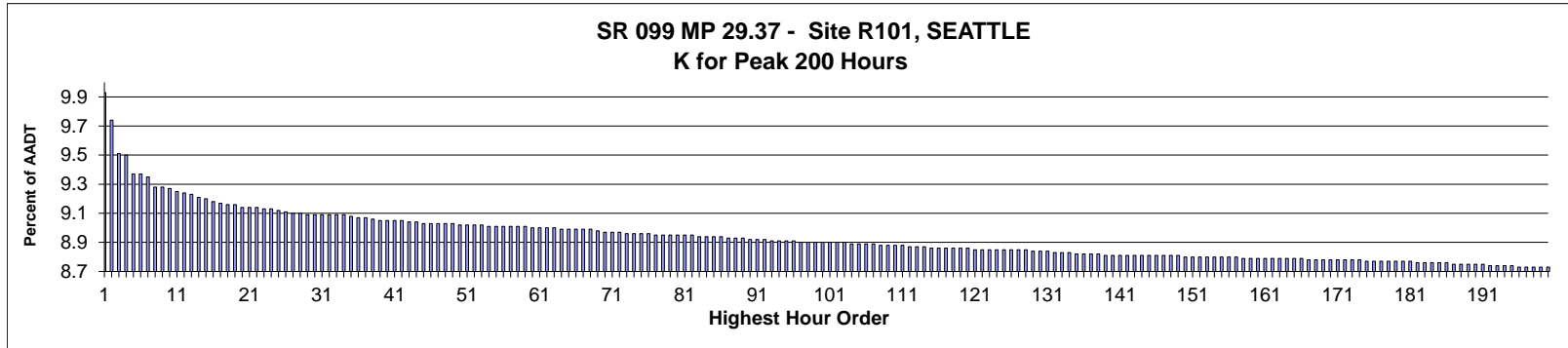
MO	DY	YR	DAY OF WK	HR	HR VOL	PERCENT OF AADT	HOUR NUMBER	AADT	NORTH VOLUME	SOUTH VOLUME	PERCENT NORTH IS OF TOTAL VOLUME	PERCENT SOUTH IS OF TOTAL VOLUME
4	1	2016	6	12	87	13.85	17	628	46	41	52.87	47.13
5	21	2016	7	12	86	13.69	18	628	55	31	63.95	36.05
6	26	2016	1	14	85	13.54	19	628	31	54	36.47	63.53
6	26	2016	1	15	85	13.54	20	628	38	47	44.71	55.29
7	29	2016	6	12	85	13.54	21	628	43	42	50.59	49.41
5	27	2016	6	18	84	13.38	22	628	47	37	55.95	44.05
7	17	2016	1	14	84	13.38	23	628	28	56	33.33	66.67
10	23	2016	1	13	84	13.38	24	628	21	63	25.00	75.00
7	8	2016	6	16	83	13.22	25	628	49	34	59.04	40.96
7	31	2016	1	14	82	13.06	26	628	37	45	45.12	54.88
5	27	2016	6	16	81	12.90	27	628	55	26	67.90	32.10
5	28	2016	7	13	81	12.90	28	628	52	29	64.20	35.80
7	30	2016	7	11	81	12.90	29	628	48	33	59.26	40.74
9	15	2016	5	16	81	12.90	30	628	36	45	44.44	55.56
10	14	2016	6	17	81	12.90	31	628	45	36	55.56	44.44
7	24	2016	1	12	80	12.74	32	628	42	38	52.50	47.50
7	24	2016	1	13	80	12.74	33	628	34	46	42.50	57.50
10	21	2016	6	12	80	12.74	34	628	32	48	40.00	60.00
11	23	2016	4	14	80	12.74	35	628	39	41	48.75	51.25
5	30	2016	2	14	79	12.58	36	628	21	58	26.58	73.42
7	6	2016	4	12	79	12.58	37	628	30	49	37.97	62.03
7	17	2016	1	12	79	12.58	38	628	33	46	41.77	58.23
7	29	2016	6	16	79	12.58	39	628	40	39	50.63	49.37
8	19	2016	6	16	79	12.58	40	628	39	40	49.37	50.63
9	5	2016	2	12	79	12.58	41	628	32	47	40.51	59.49
9	25	2016	1	17	79	12.58	42	628	38	41	48.10	51.90
10	14	2016	6	11	79	12.58	43	628	51	28	64.56	35.44
10	14	2016	6	14	79	12.58	44	628	45	34	56.96	43.04
10	14	2016	6	16	79	12.58	45	628	51	28	64.56	35.44
11	23	2016	4	15	79	12.58	46	628	39	40	49.37	50.63
4	3	2016	1	12	78	12.42	47	628	48	30	61.54	38.46
6	19	2016	1	15	78	12.42	48	628	34	44	43.59	56.41
7	24	2016	1	16	78	12.42	49	628	42	36	53.85	46.15
8	26	2016	6	17	78	12.42	50	628	37	41	47.44	52.56
9	2	2016	6	17	78	12.42	51	628	54	24	69.23	30.77
9	16	2016	6	18	78	12.42	52	628	49	29	62.82	37.18
9	18	2016	1	17	78	12.42	53	628	45	33	57.69	42.31
9	23	2016	6	14	78	12.42	54	628	38	40	48.72	51.28
10	19	2016	4	16	78	12.42	55	628	32	46	41.03	58.97
10	23	2016	1	15	78	12.42	56	628	24	54	30.77	69.23
11	23	2016	4	13	78	12.42	57	628	31	47	39.74	60.26
4	1	2016	6	17	77	12.26	58	628	35	42	45.45	54.55
5	8	2016	1	17	77	12.26	59	628	30	47	38.96	61.04
6	10	2016	6	17	77	12.26	60	628	32	45	41.56	58.44
7	10	2016	1	13	77	12.26	61	628	28	49	36.36	63.64
8	1	2016	2	13	77	12.26	62	628	39	38	50.65	49.35
8	21	2016	1	14	77	12.26	63	628	36	41	46.75	53.25
4	5	2016	3	12	76	12.10	64	628	56	20	73.68	26.32
6	19	2016	1	17	76	12.10	65	628	38	38	50.00	50.00
6	26	2016	1	16	76	12.10	66	628	38	38	50.00	50.00
7	22	2016	6	14	76	12.10	67	628	37	39	48.68	51.32

MO	DY	YR	DAY OF WK	HR	HR VOL	PERCENT OF AADT	HOUR NUMBER	AADT	NORTH VOLUME	SOUTH VOLUME	PERCENT NORTH IS OF TOTAL VOLUME	PERCENT SOUTH IS OF TOTAL VOLUME
5	26	2016	5	17	75	11.94	68	628	32	43	42.67	57.33
5	29	2016	1	17	75	11.94	69	628	40	35	53.33	46.67
6	12	2016	1	17	75	11.94	70	628	38	37	50.67	49.33
6	19	2016	1	14	75	11.94	71	628	29	46	38.67	61.33
8	4	2016	5	17	75	11.94	72	628	37	38	49.33	50.67
8	26	2016	6	15	75	11.94	73	628	27	48	36.00	64.00
9	5	2016	2	11	75	11.94	74	628	40	35	53.33	46.67
10	21	2016	6	16	75	11.94	75	628	44	31	58.67	41.33
3	18	2016	6	16	74	11.78	76	628	41	33	55.41	44.59
4	3	2016	1	15	74	11.78	77	628	51	23	68.92	31.08
4	3	2016	1	17	74	11.78	78	628	43	31	58.11	41.89
5	13	2016	6	17	74	11.78	79	628	36	38	48.65	51.35
5	20	2016	6	14	74	11.78	80	628	24	50	32.43	67.57
5	30	2016	2	17	74	11.78	81	628	30	44	40.54	59.46
6	19	2016	1	18	74	11.78	82	628	43	31	58.11	41.89
7	17	2016	1	16	74	11.78	83	628	33	41	44.59	55.41
8	28	2016	1	13	74	11.78	84	628	45	29	60.81	39.19
10	15	2016	7	10	74	11.78	85	628	37	37	50.00	50.00
10	16	2016	1	17	74	11.78	86	628	37	37	50.00	50.00
10	23	2016	1	14	74	11.78	87	628	26	48	35.14	64.86
3	24	2016	5	11	73	11.62	88	628	47	26	64.38	35.62
4	1	2016	6	14	73	11.62	89	628	40	33	54.79	45.21
5	7	2016	7	10	73	11.62	90	628	28	45	38.36	61.64
5	20	2016	6	15	73	11.62	91	628	26	47	35.62	64.38
6	24	2016	6	12	73	11.62	92	628	30	43	41.10	58.90
7	24	2016	1	15	73	11.62	93	628	30	43	41.10	58.90
8	20	2016	7	15	73	11.62	94	628	33	40	45.21	54.79
10	21	2016	6	19	73	11.62	95	628	44	29	60.27	39.73
3	19	2016	7	11	72	11.46	96	628	32	40	44.44	55.56
5	6	2016	6	16	72	11.46	97	628	40	32	55.56	44.44
7	11	2016	2	14	72	11.46	98	628	40	32	55.56	44.44
7	29	2016	6	15	72	11.46	99	628	39	33	54.17	45.83
8	19	2016	6	15	72	11.46	100	628	46	26	63.89	36.11
9	23	2016	6	13	72	11.46	101	628	44	28	61.11	38.89
9	30	2016	6	18	72	11.46	102	628	42	30	58.33	41.67
10	18	2016	3	14	72	11.46	103	628	31	41	43.06	56.94
10	21	2016	6	17	72	11.46	104	628	31	41	43.06	56.94
10	22	2016	7	12	72	11.46	105	628	32	40	44.44	55.56
11	4	2016	6	18	72	11.46	106	628	40	32	55.56	44.44
11	10	2016	5	16	72	11.46	107	628	19	53	26.39	73.61
11	23	2016	4	16	72	11.46	108	628	38	34	52.78	47.22
3	6	2016	1	16	71	11.31	109	628	40	31	56.34	43.66
4	1	2016	6	10	71	11.31	110	628	42	29	59.15	40.85
4	3	2016	1	14	71	11.31	111	628	40	31	56.34	43.66
4	7	2016	5	14	71	11.31	112	628	39	32	54.93	45.07
4	8	2016	6	16	71	11.31	113	628	41	30	57.75	42.25
5	27	2016	6	13	71	11.31	114	628	41	30	57.75	42.25
5	27	2016	6	14	71	11.31	115	628	40	31	56.34	43.66
5	27	2016	6	15	71	11.31	116	628	45	26	63.38	36.62
5	29	2016	1	12	71	11.31	117	628	39	32	54.93	45.07
7	10	2016	1	14	71	11.31	118	628	27	44	38.03	61.97

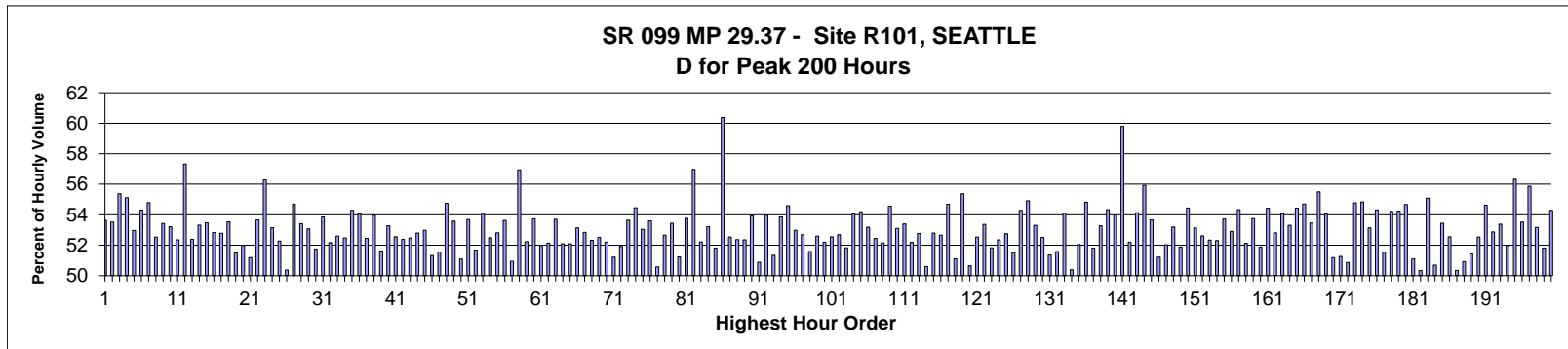


MO	DY	YR	DAY OF WK	HR	HR VOL	PERCENT OF AADT	HOUR NUMBER	AADT	NORTH VOLUME	SOUTH VOLUME	PERCENT NORTH IS OF TOTAL VOLUME	PERCENT SOUTH IS OF TOTAL VOLUME
8	21	2016	1	12	71	11.31	119	628	33	38	46.48	53.52
8	21	2016	1	16	71	11.31	120	628	34	37	47.89	52.11
9	2	2016	6	16	71	11.31	121	628	35	36	49.30	50.70
9	25	2016	1	13	71	11.31	122	628	29	42	40.85	59.15
11	1	2016	3	15	71	11.31	123	628	19	52	26.76	73.24
5	8	2016	1	16	70	11.15	124	628	24	46	34.29	65.71
5	30	2016	2	16	70	11.15	125	628	26	44	37.14	62.86
6	3	2016	6	18	70	11.15	126	628	38	32	54.29	45.71
6	19	2016	1	12	70	11.15	127	628	28	42	40.00	60.00
6	29	2016	4	11	70	11.15	128	628	39	31	55.71	44.29
7	10	2016	1	16	70	11.15	129	628	24	46	34.29	65.71
7	15	2016	6	19	70	11.15	130	628	34	36	48.57	51.43
7	28	2016	5	13	70	11.15	131	628	36	34	51.43	48.57
9	5	2016	2	17	70	11.15	132	628	34	36	48.57	51.43
9	9	2016	6	18	70	11.15	133	628	39	31	55.71	44.29
9	11	2016	1	18	70	11.15	134	628	34	36	48.57	51.43
9	16	2016	6	16	70	11.15	135	628	33	37	47.14	52.86
9	23	2016	6	17	70	11.15	136	628	38	32	54.29	45.71
10	13	2016	5	17	70	11.15	137	628	35	35	50.00	50.00
10	16	2016	1	12	70	11.15	138	628	27	43	38.57	61.43
10	21	2016	6	13	70	11.15	139	628	30	40	42.86	57.14
10	28	2016	6	12	70	11.15	140	628	34	36	48.57	51.43
10	28	2016	6	16	70	11.15	141	628	31	39	44.29	55.71
4	3	2016	1	13	69	10.99	142	628	43	26	62.32	37.68
4	3	2016	1	16	69	10.99	143	628	44	25	63.77	36.23
5	1	2016	1	17	69	10.99	144	628	30	39	43.48	56.52
5	20	2016	6	12	69	10.99	145	628	33	36	47.83	52.17
5	31	2016	3	15	69	10.99	146	628	32	37	46.38	53.62
6	12	2016	1	16	69	10.99	147	628	30	39	43.48	56.52
6	12	2016	1	18	69	10.99	148	628	48	21	69.57	30.43
6	26	2016	1	17	69	10.99	149	628	37	32	53.62	46.38
7	10	2016	1	11	69	10.99	150	628	30	39	43.48	56.52
7	14	2016	5	16	69	10.99	151	628	40	29	57.97	42.03
7	21	2016	5	15	69	10.99	152	628	35	34	50.72	49.28
7	28	2016	5	12	69	10.99	153	628	38	31	55.07	44.93
8	19	2016	6	18	69	10.99	154	628	34	35	49.28	50.72
8	26	2016	6	18	69	10.99	155	628	36	33	52.17	47.83
9	7	2016	4	12	69	10.99	156	628	36	33	52.17	47.83
9	9	2016	6	19	69	10.99	157	628	39	30	56.52	43.48
9	10	2016	7	11	69	10.99	158	628	32	37	46.38	53.62
9	12	2016	2	12	69	10.99	159	628	34	35	49.28	50.72
9	16	2016	6	14	69	10.99	160	628	30	39	43.48	56.52
9	18	2016	1	14	69	10.99	161	628	25	44	36.23	63.77
10	7	2016	6	18	69	10.99	162	628	32	37	46.38	53.62
10	14	2016	6	12	69	10.99	163	628	49	20	71.01	28.99
10	22	2016	7	11	69	10.99	164	628	31	38	44.93	55.07
10	23	2016	1	16	69	10.99	165	628	14	55	20.29	79.71
11	11	2016	6	11	69	10.99	166	628	35	34	50.72	49.28
11	24	2016	5	11	69	10.99	167	628	43	26	62.32	37.68
3	27	2016	1	17	68	10.83	168	628	31	37	45.59	54.41
4	17	2016	1	18	68	10.83	169	628	29	39	42.65	57.35

MO	DY	YR	DAY OF WK	HR	HR VOL	PERCENT OF AADT	HOUR NUMBER	AADT	NORTH VOLUME	SOUTH VOLUME	PERCENT NORTH IS OF TOTAL VOLUME	PERCENT SOUTH IS OF TOTAL VOLUME
5	1	2016	1	14	68	10.83	170	628	37	31	54.41	45.59
5	27	2016	6	12	68	10.83	171	628	38	30	55.88	44.12
5	27	2016	6	19	68	10.83	172	628	34	34	50.00	50.00
6	16	2016	5	15	68	10.83	173	628	27	41	39.71	60.29
6	17	2016	6	15	68	10.83	174	628	43	25	63.24	36.76
6	26	2016	1	13	68	10.83	175	628	31	37	45.59	54.41
7	8	2016	6	14	68	10.83	176	628	35	33	51.47	48.53
7	18	2016	2	10	68	10.83	177	628	40	28	58.82	41.18
7	25	2016	2	13	68	10.83	178	628	32	36	47.06	52.94
7	28	2016	5	17	68	10.83	179	628	25	43	36.76	63.24
8	19	2016	6	12	68	10.83	180	628	36	32	52.94	47.06
9	11	2016	1	21	68	10.83	181	628	48	20	70.59	29.41
9	14	2016	4	13	68	10.83	182	628	34	34	50.00	50.00
9	16	2016	6	11	68	10.83	183	628	23	45	33.82	66.18
9	16	2016	6	13	68	10.83	184	628	27	41	39.71	60.29
9	18	2016	1	18	68	10.83	185	628	48	20	70.59	29.41
9	25	2016	1	18	68	10.83	186	628	40	28	58.82	41.18
10	2	2016	1	18	68	10.83	187	628	33	35	48.53	51.47
10	16	2016	1	13	68	10.83	188	628	25	43	36.76	63.24
10	23	2016	1	17	68	10.83	189	628	17	51	25.00	75.00
11	2	2016	4	11	68	10.83	190	628	24	44	35.29	64.71
11	11	2016	6	16	68	10.83	191	628	33	35	48.53	51.47
3	17	2016	5	11	67	10.67	192	628	41	26	61.19	38.81
5	1	2016	1	16	67	10.67	193	628	22	45	32.84	67.16
5	14	2016	7	12	67	10.67	194	628	26	41	38.81	61.19
5	22	2016	1	12	67	10.67	195	628	32	35	47.76	52.24
5	22	2016	1	18	67	10.67	196	628	37	30	55.22	44.78
5	27	2016	6	17	67	10.67	197	628	37	30	55.22	44.78
6	10	2016	6	18	67	10.67	198	628	38	29	56.72	43.28
6	17	2016	6	16	67	10.67	199	628	36	31	53.73	46.27
6	19	2016	1	13	67	10.67	200	628	31	36	46.27	53.73



AADT= 64,223      K 30 FACTOR= 9.09      K 100 FACTOR= 8.90      K 200 FACTOR= 8.73      D 30 FACTOR= 51.76



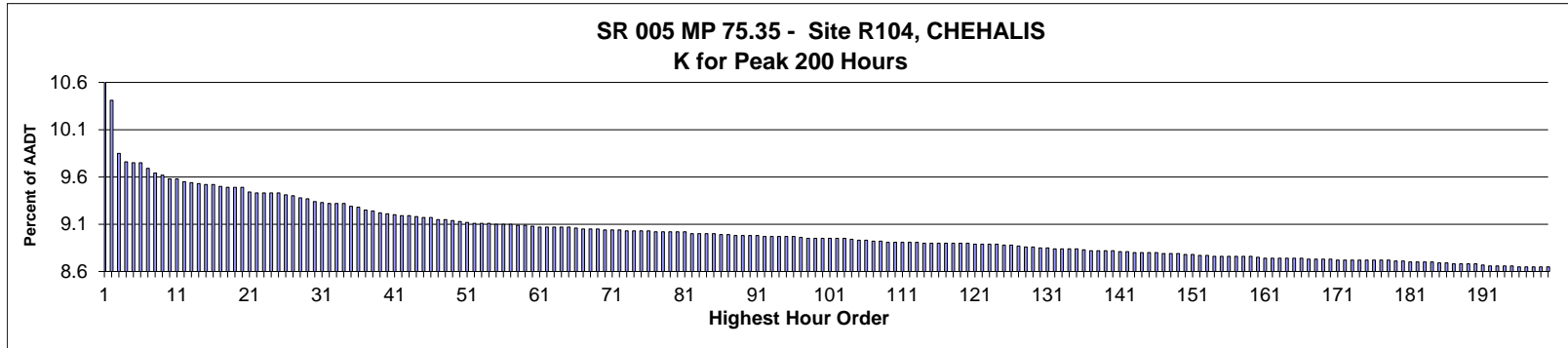
MO	DY	YR	DAY OF WK	HR	HR VOL	PERCENT OF AADT	HOUR NUMBER	AADT	NORTH VOLUME	SOUTH VOLUME	PERCENT NORTH IS OF TOTAL VOLUME	PERCENT SOUTH IS OF TOTAL VOLUME
9	21	2016	4	17	6,380	9.93	1	64,223	2,959	3,421	46.38	53.62
7	20	2016	4	16	6,258	9.74	2	64,223	2,909	3,349	46.48	53.52
5	11	2016	4	17	6,108	9.51	3	64,223	2,726	3,382	44.63	55.37
9	21	2016	4	16	6,101	9.50	4	64,223	2,738	3,363	44.88	55.12
3	24	2016	5	17	6,019	9.37	5	64,223	2,831	3,188	47.03	52.97
8	24	2016	4	17	6,019	9.37	6	64,223	2,750	3,269	45.69	54.31
8	24	2016	4	16	6,007	9.35	7	64,223	2,716	3,291	45.21	54.79
5	24	2016	3	17	5,962	9.28	8	64,223	2,830	3,132	47.47	52.53
3	15	2016	3	17	5,959	9.28	9	64,223	2,775	3,184	46.57	53.43
5	26	2016	5	17	5,954	9.27	10	64,223	2,785	3,169	46.78	53.22
4	28	2016	5	17	5,942	9.25	11	64,223	2,831	3,111	47.64	52.36
5	11	2016	4	16	5,937	9.24	12	64,223	2,534	3,403	42.68	57.32
4	27	2016	4	17	5,926	9.23	13	64,223	2,822	3,104	47.62	52.38
5	19	2016	5	17	5,913	9.21	14	64,223	2,760	3,153	46.68	53.32
3	23	2016	4	17	5,907	9.20	15	64,223	2,748	3,159	46.52	53.48
5	12	2016	5	17	5,898	9.18	16	64,223	2,782	3,116	47.17	52.83

MO	DY	YR	DAY OF WK	HR	HR VOL	PERCENT OF AADT	HOUR NUMBER	AADT	NORTH VOLUME	SOUTH VOLUME	PERCENT NORTH IS OF TOTAL VOLUME	PERCENT SOUTH IS OF TOTAL VOLUME
3	29	2016	3	17	5,892	9.17	17	64,223	2,782	3,110	47.22	52.78
2	18	2016	5	17	5,883	9.16	18	64,223	2,733	3,150	46.46	53.54
9	22	2016	5	16	5,883	9.16	19	64,223	2,854	3,029	48.51	51.49
5	25	2016	4	17	5,873	9.14	20	64,223	2,820	3,053	48.02	51.98
10	12	2016	4	17	5,871	9.14	21	64,223	2,866	3,005	48.82	51.18
2	25	2016	5	17	5,868	9.14	22	64,223	2,719	3,149	46.34	53.66
9	21	2016	4	18	5,864	9.13	23	64,223	2,564	3,300	43.72	56.28
6	1	2016	4	17	5,863	9.13	24	64,223	2,747	3,116	46.85	53.15
5	18	2016	4	17	5,856	9.12	25	64,223	2,795	3,061	47.73	52.27
9	23	2016	6	16	5,851	9.11	26	64,223	2,903	2,948	49.62	50.38
5	31	2016	3	17	5,846	9.10	27	64,223	2,648	3,198	45.30	54.70
2	9	2016	3	17	5,843	9.10	28	64,223	2,722	3,121	46.59	53.41
8	30	2016	3	17	5,840	9.09	29	64,223	2,740	3,100	46.92	53.08
6	22	2016	4	16	5,838	9.09	30	64,223	2,816	3,022	48.24	51.76
3	16	2016	4	17	5,837	9.09	31	64,223	2,694	3,143	46.15	53.85
3	18	2016	6	16	5,837	9.09	32	64,223	2,792	3,045	47.83	52.17
6	13	2016	2	17	5,836	9.09	33	64,223	2,766	3,070	47.40	52.60
6	8	2016	4	16	5,835	9.09	34	64,223	2,773	3,062	47.52	52.48
3	3	2016	5	17	5,834	9.08	35	64,223	2,667	3,167	45.71	54.29
6	21	2016	3	17	5,824	9.07	36	64,223	2,677	3,147	45.96	54.04
9	29	2016	5	17	5,824	9.07	37	64,223	2,770	3,054	47.56	52.44
8	31	2016	4	17	5,820	9.06	38	64,223	2,679	3,141	46.03	53.97
5	26	2016	5	16	5,815	9.05	39	64,223	2,814	3,001	48.39	51.61
3	30	2016	4	17	5,813	9.05	40	64,223	2,716	3,097	46.72	53.28
10	19	2016	4	17	5,812	9.05	41	64,223	2,757	3,055	47.44	52.56
5	13	2016	6	17	5,811	9.05	42	64,223	2,767	3,044	47.62	52.38
6	6	2016	2	17	5,806	9.04	43	64,223	2,759	3,047	47.52	52.48
1	28	2016	5	17	5,805	9.04	44	64,223	2,740	3,065	47.20	52.80
3	28	2016	2	17	5,801	9.03	45	64,223	2,727	3,074	47.01	52.99
9	8	2016	5	16	5,799	9.03	46	64,223	2,823	2,976	48.68	51.32
9	16	2016	6	16	5,798	9.03	47	64,223	2,809	2,989	48.45	51.55
3	21	2016	2	17	5,797	9.03	48	64,223	2,623	3,174	45.25	54.75
3	22	2016	3	17	5,797	9.03	49	64,223	2,691	3,106	46.42	53.58
5	13	2016	6	16	5,796	9.02	50	64,223	2,834	2,962	48.90	51.10
9	8	2016	5	17	5,792	9.02	51	64,223	2,682	3,110	46.31	53.69
7	8	2016	6	16	5,791	9.02	52	64,223	2,798	2,993	48.32	51.68
4	14	2016	5	17	5,790	9.02	53	64,223	2,662	3,128	45.98	54.02
7	12	2016	3	16	5,788	9.01	54	64,223	2,750	3,038	47.51	52.49
9	28	2016	4	17	5,788	9.01	55	64,223	2,731	3,057	47.18	52.82
7	12	2016	3	17	5,787	9.01	56	64,223	2,684	3,103	46.38	53.62
8	10	2016	4	16	5,787	9.01	57	64,223	2,839	2,948	49.06	50.94
4	13	2016	4	17	5,785	9.01	58	64,223	2,491	3,294	43.06	56.94
6	15	2016	4	16	5,784	9.01	59	64,223	2,763	3,021	47.77	52.23
6	8	2016	4	17	5,783	9.00	60	64,223	2,675	3,108	46.26	53.74
9	14	2016	4	16	5,781	9.00	61	64,223	2,776	3,005	48.02	51.98
3	25	2016	6	16	5,777	9.00	62	64,223	2,765	3,012	47.86	52.14
3	31	2016	5	17	5,777	9.00	63	64,223	2,675	3,102	46.30	53.70
6	10	2016	6	16	5,775	8.99	64	64,223	2,767	3,008	47.91	52.09
7	21	2016	5	16	5,775	8.99	65	64,223	2,766	3,009	47.90	52.10
7	6	2016	4	17	5,772	8.99	66	64,223	2,705	3,067	46.86	53.14
8	9	2016	3	17	5,771	8.99	67	64,223	2,721	3,050	47.15	52.85

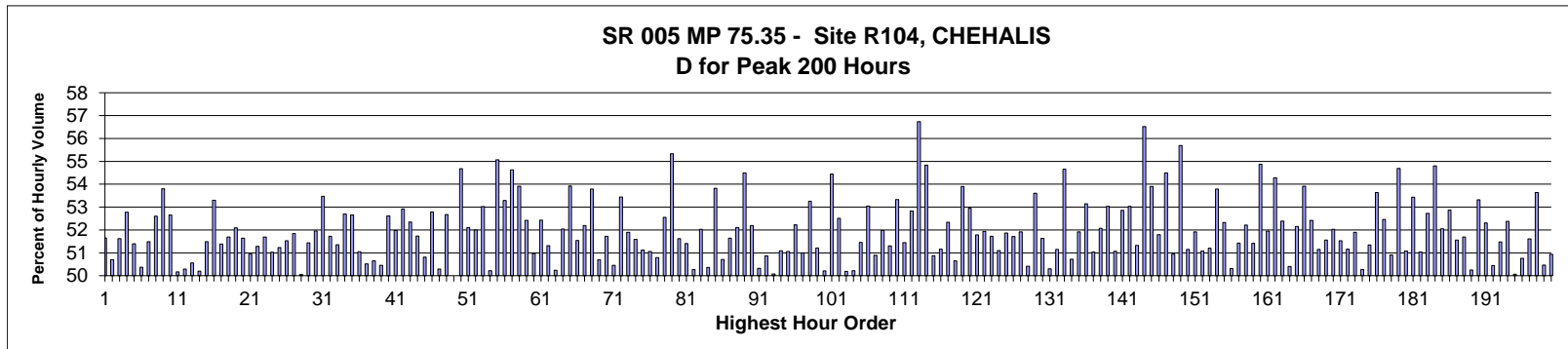
MO	DY	YR	DAY OF WK	HR	HR VOL	PERCENT OF AADT	HOUR NUMBER	AADT	NORTH VOLUME	SOUTH VOLUME	PERCENT NORTH IS OF TOTAL VOLUME	PERCENT SOUTH IS OF TOTAL VOLUME
12	1	2016	5	17	5,771	8.99	68	64,223	2,751	3,020	47.67	52.33
6	27	2016	2	17	5,765	8.98	69	64,223	2,738	3,027	47.49	52.51
9	1	2016	5	16	5,762	8.97	70	64,223	2,754	3,008	47.80	52.20
4	8	2016	6	16	5,761	8.97	71	64,223	2,810	2,951	48.78	51.22
6	16	2016	5	16	5,760	8.97	72	64,223	2,769	2,991	48.07	51.93
10	5	2016	4	17	5,755	8.96	73	64,223	2,668	3,087	46.36	53.64
3	18	2016	6	17	5,754	8.96	74	64,223	2,621	3,133	45.55	54.45
5	20	2016	6	17	5,753	8.96	75	64,223	2,701	3,052	46.95	53.05
9	1	2016	5	17	5,753	8.96	76	64,223	2,670	3,083	46.41	53.59
6	29	2016	4	16	5,749	8.95	77	64,223	2,841	2,908	49.42	50.58
9	6	2016	3	17	5,748	8.95	78	64,223	2,721	3,027	47.34	52.66
2	24	2016	4	17	5,747	8.95	79	64,223	2,676	3,071	46.56	53.44
8	25	2016	5	16	5,747	8.95	80	64,223	2,803	2,944	48.77	51.23
9	22	2016	5	17	5,746	8.95	81	64,223	2,657	3,089	46.24	53.76
7	20	2016	4	17	5,745	8.95	82	64,223	2,472	3,273	43.03	56.97
4	21	2016	5	16	5,742	8.94	83	64,223	2,744	2,998	47.79	52.21
7	19	2016	3	17	5,742	8.94	84	64,223	2,686	3,056	46.78	53.22
6	21	2016	3	16	5,741	8.94	85	64,223	2,766	2,975	48.18	51.82
4	13	2016	4	16	5,739	8.94	86	64,223	2,274	3,465	39.62	60.38
8	15	2016	2	17	5,737	8.93	87	64,223	2,723	3,014	47.46	52.54
7	11	2016	2	17	5,734	8.93	88	64,223	2,731	3,003	47.63	52.37
6	9	2016	5	16	5,733	8.93	89	64,223	2,732	3,001	47.65	52.35
10	28	2016	6	17	5,730	8.92	90	64,223	2,639	3,091	46.06	53.94
7	26	2016	3	16	5,729	8.92	91	64,223	2,814	2,915	49.12	50.88
9	27	2016	3	17	5,729	8.92	92	64,223	2,637	3,092	46.03	53.97
9	15	2016	5	16	5,725	8.91	93	64,223	2,786	2,939	48.66	51.34
1	14	2016	5	17	5,723	8.91	94	64,223	2,641	3,082	46.15	53.85
6	15	2016	4	17	5,722	8.91	95	64,223	2,598	3,124	45.40	54.60
11	2	2016	4	17	5,722	8.91	96	64,223	2,690	3,032	47.01	52.99
5	23	2016	2	17	5,718	8.90	97	64,223	2,705	3,013	47.31	52.69
10	27	2016	5	17	5,718	8.90	98	64,223	2,768	2,950	48.41	51.59
4	6	2016	4	17	5,717	8.90	99	64,223	2,710	3,007	47.40	52.60
2	12	2016	6	16	5,716	8.90	100	64,223	2,732	2,984	47.80	52.20
6	20	2016	2	17	5,716	8.90	101	64,223	2,712	3,004	47.45	52.55
9	16	2016	6	17	5,716	8.90	102	64,223	2,704	3,012	47.31	52.69
8	31	2016	4	16	5,715	8.90	103	64,223	2,753	2,962	48.17	51.83
6	8	2016	4	18	5,712	8.89	104	64,223	2,624	3,088	45.94	54.06
6	22	2016	4	17	5,711	8.89	105	64,223	2,616	3,095	45.81	54.19
11	16	2016	4	17	5,711	8.89	106	64,223	2,674	3,037	46.82	53.18
7	27	2016	4	16	5,707	8.89	107	64,223	2,714	2,993	47.56	52.44
3	16	2016	4	16	5,706	8.88	108	64,223	2,730	2,976	47.84	52.16
6	15	2016	4	18	5,706	8.88	109	64,223	2,593	3,113	45.44	54.56
10	11	2016	3	17	5,706	8.88	110	64,223	2,676	3,030	46.90	53.10
6	2	2016	5	17	5,701	8.88	111	64,223	2,657	3,044	46.61	53.39
10	7	2016	6	16	5,697	8.87	112	64,223	2,724	2,973	47.81	52.19
6	1	2016	4	16	5,694	8.87	113	64,223	2,689	3,005	47.23	52.77
10	21	2016	6	16	5,694	8.87	114	64,223	2,812	2,882	49.39	50.61
6	7	2016	3	17	5,693	8.86	115	64,223	2,687	3,006	47.20	52.80
5	17	2016	3	16	5,691	8.86	116	64,223	2,694	2,997	47.34	52.66
7	14	2016	5	17	5,691	8.86	117	64,223	2,579	3,112	45.32	54.68
5	20	2016	6	16	5,690	8.86	118	64,223	2,782	2,908	48.89	51.11

MO	DY	YR	DAY OF WK	HR	HR VOL	PERCENT OF AADT	HOUR NUMBER	AADT	NORTH VOLUME	SOUTH VOLUME	PERCENT NORTH IS OF TOTAL VOLUME	PERCENT SOUTH IS OF TOTAL VOLUME
4	22	2016	6	17	5,688	8.86	119	64,223	2,538	3,150	44.62	55.38
8	1	2016	2	16	5,688	8.86	120	64,223	2,807	2,881	49.35	50.65
7	14	2016	5	16	5,685	8.85	121	64,223	2,698	2,987	47.46	52.54
11	9	2016	4	17	5,684	8.85	122	64,223	2,651	3,033	46.64	53.36
11	18	2016	6	16	5,684	8.85	123	64,223	2,738	2,946	48.17	51.83
1	7	2016	5	17	5,683	8.85	124	64,223	2,708	2,975	47.65	52.35
3	24	2016	5	16	5,682	8.85	125	64,223	2,685	2,997	47.25	52.75
5	18	2016	4	16	5,682	8.85	126	64,223	2,755	2,927	48.49	51.51
10	20	2016	5	17	5,682	8.85	127	64,223	2,597	3,085	45.71	54.29
4	7	2016	5	17	5,681	8.85	128	64,223	2,561	3,120	45.08	54.92
12	12	2016	2	17	5,680	8.84	129	64,223	2,652	3,028	46.69	53.31
2	4	2016	5	17	5,677	8.84	130	64,223	2,696	2,981	47.49	52.51
9	2	2016	6	16	5,677	8.84	131	64,223	2,762	2,915	48.65	51.35
8	17	2016	4	16	5,674	8.83	132	64,223	2,747	2,927	48.41	51.59
10	6	2016	5	17	5,674	8.83	133	64,223	2,604	3,070	45.89	54.11
3	17	2016	5	16	5,670	8.83	134	64,223	2,813	2,857	49.61	50.39
6	24	2016	6	16	5,667	8.82	135	64,223	2,718	2,949	47.96	52.04
4	1	2016	6	17	5,666	8.82	136	64,223	2,560	3,106	45.18	54.82
12	21	2016	4	16	5,666	8.82	137	64,223	2,730	2,936	48.18	51.82
12	21	2016	4	17	5,664	8.82	138	64,223	2,646	3,018	46.72	53.28
4	18	2016	2	17	5,661	8.81	139	64,223	2,585	3,076	45.66	54.34
7	27	2016	4	17	5,660	8.81	140	64,223	2,605	3,055	46.02	53.98
12	28	2016	4	17	5,660	8.81	141	64,223	2,276	3,384	40.21	59.79
7	1	2016	6	16	5,659	8.81	142	64,223	2,705	2,954	47.80	52.20
4	21	2016	5	17	5,658	8.81	143	64,223	2,595	3,063	45.86	54.14
4	21	2016	5	18	5,657	8.81	144	64,223	2,493	3,164	44.07	55.93
4	19	2016	3	17	5,656	8.81	145	64,223	2,621	3,035	46.34	53.66
6	14	2016	3	16	5,656	8.81	146	64,223	2,759	2,897	48.78	51.22
7	19	2016	3	16	5,656	8.81	147	64,223	2,713	2,943	47.97	52.03
8	2	2016	3	17	5,656	8.81	148	64,223	2,647	3,009	46.80	53.20
8	26	2016	6	16	5,655	8.81	149	64,223	2,722	2,933	48.13	51.87
3	8	2016	3	17	5,654	8.80	150	64,223	2,576	3,078	45.56	54.44
10	25	2016	3	17	5,654	8.80	151	64,223	2,650	3,004	46.87	53.13
2	26	2016	6	16	5,653	8.80	152	64,223	2,679	2,974	47.39	52.61
8	9	2016	3	16	5,653	8.80	153	64,223	2,694	2,959	47.66	52.34
3	10	2016	5	16	5,652	8.80	154	64,223	2,696	2,956	47.70	52.30
5	19	2016	5	16	5,652	8.80	155	64,223	2,616	3,036	46.28	53.72
9	29	2016	5	16	5,652	8.80	156	64,223	2,662	2,990	47.10	52.90
7	25	2016	2	17	5,650	8.80	157	64,223	2,580	3,070	45.66	54.34
7	7	2016	5	16	5,646	8.79	158	64,223	2,703	2,943	47.87	52.13
11	10	2016	5	17	5,646	8.79	159	64,223	2,611	3,035	46.25	53.75
11	23	2016	4	16	5,646	8.79	160	64,223	2,717	2,929	48.12	51.88
4	20	2016	4	16	5,645	8.79	161	64,223	2,573	3,072	45.58	54.42
6	3	2016	6	16	5,645	8.79	162	64,223	2,664	2,981	47.19	52.81
6	30	2016	5	17	5,644	8.79	163	64,223	2,593	3,051	45.94	54.06
9	23	2016	6	17	5,643	8.79	164	64,223	2,635	3,008	46.70	53.30
9	14	2016	4	17	5,642	8.79	165	64,223	2,571	3,071	45.57	54.43
11	29	2016	3	18	5,642	8.79	166	64,223	2,556	3,086	45.30	54.70
7	18	2016	2	17	5,640	8.78	167	64,223	2,625	3,015	46.54	53.46
10	18	2016	3	17	5,640	8.78	168	64,223	2,510	3,130	44.50	55.50
11	8	2016	3	17	5,640	8.78	169	64,223	2,592	3,048	45.96	54.04

MO	DY	YR	DAY OF WK	HR	HR VOL	PERCENT OF AADT	HOUR NUMBER	AADT	NORTH VOLUME	SOUTH VOLUME	PERCENT NORTH IS OF TOTAL VOLUME	PERCENT SOUTH IS OF TOTAL VOLUME
6	2	2016	5	16	5,639	8.78	170	64,223	2,753	2,886	48.82	51.18
6	28	2016	3	16	5,639	8.78	171	64,223	2,748	2,891	48.73	51.27
7	29	2016	6	16	5,638	8.78	172	64,223	2,770	2,868	49.13	50.87
3	3	2016	5	18	5,637	8.78	173	64,223	2,549	3,088	45.22	54.78
4	5	2016	3	17	5,636	8.78	174	64,223	2,545	3,091	45.16	54.84
8	25	2016	5	17	5,634	8.77	175	64,223	2,640	2,994	46.86	53.14
7	21	2016	5	17	5,633	8.77	176	64,223	2,573	3,060	45.68	54.32
8	2	2016	3	16	5,633	8.77	177	64,223	2,730	2,903	48.46	51.54
9	13	2016	3	17	5,632	8.77	178	64,223	2,578	3,054	45.77	54.23
6	3	2016	6	17	5,631	8.77	179	64,223	2,577	3,054	45.76	54.24
9	15	2016	5	17	5,630	8.77	180	64,223	2,552	3,078	45.33	54.67
9	30	2016	6	15	5,630	8.77	181	64,223	2,877	2,753	51.10	48.90
8	5	2016	6	16	5,629	8.76	182	64,223	2,795	2,834	49.65	50.35
3	10	2016	5	17	5,627	8.76	183	64,223	2,527	3,100	44.91	55.09
7	18	2016	2	16	5,626	8.76	184	64,223	2,774	2,852	49.31	50.69
11	4	2016	6	17	5,626	8.76	185	64,223	2,619	3,007	46.55	53.45
2	8	2016	2	17	5,624	8.76	186	64,223	2,668	2,956	47.44	52.56
6	30	2016	5	16	5,621	8.75	187	64,223	2,830	2,791	50.35	49.65
8	22	2016	2	16	5,621	8.75	188	64,223	2,758	2,863	49.07	50.93
8	11	2016	5	16	5,620	8.75	189	64,223	2,729	2,891	48.56	51.44
4	1	2016	6	16	5,619	8.75	190	64,223	2,667	2,952	47.46	52.54
3	24	2016	5	18	5,617	8.75	191	64,223	2,549	3,068	45.38	54.62
1	29	2016	6	16	5,614	8.74	192	64,223	2,646	2,968	47.13	52.87
8	29	2016	2	17	5,614	8.74	193	64,223	2,617	2,997	46.62	53.38
3	17	2016	5	17	5,613	8.74	194	64,223	2,696	2,917	48.03	51.97
3	22	2016	3	18	5,610	8.74	195	64,223	2,450	3,160	43.67	56.33
11	9	2016	4	18	5,609	8.73	196	64,223	2,607	3,002	46.48	53.52
4	26	2016	3	17	5,608	8.73	197	64,223	2,475	3,133	44.13	55.87
7	22	2016	6	17	5,608	8.73	198	64,223	2,626	2,982	46.83	53.17
8	3	2016	4	16	5,608	8.73	199	64,223	2,702	2,906	48.18	51.82
8	16	2016	3	17	5,608	8.73	200	64,223	2,564	3,044	45.72	54.28



**AADT= 64,964      K 30 FACTOR= 9.34      K 100 FACTOR= 8.95      K 200 FACTOR= 8.65      D 30 FACTOR= 51.96**



MO	DY	YR	DAY OF WK	HR	HR VOL	PERCENT OF AADT	HOUR NUMBER	AADT	NORTH VOLUME	SOUTH VOLUME	PERCENT NORTH IS OF TOTAL VOLUME	PERCENT SOUTH IS OF TOTAL VOLUME
12	26	2016	2	13	6,979	10.74	1	64,964	3,605	3,374	51.65	48.35
12	26	2016	2	12	6,762	10.41	2	64,964	3,334	3,428	49.30	50.70
11	25	2016	6	13	6,401	9.85	3	64,964	3,304	3,097	51.62	48.38
7	1	2016	6	16	6,340	9.76	4	64,964	3,346	2,994	52.78	47.22
11	26	2016	7	13	6,336	9.75	5	64,964	3,257	3,079	51.40	48.60
8	6	2016	7	12	6,331	9.75	6	64,964	3,189	3,142	50.37	49.63
8	21	2016	1	13	6,295	9.69	7	64,964	3,241	3,054	51.49	48.51
7	2	2016	7	12	6,264	9.64	8	64,964	3,295	2,969	52.60	47.40
11	27	2016	1	13	6,251	9.62	9	64,964	3,363	2,888	53.80	46.20
8	28	2016	1	13	6,226	9.58	10	64,964	3,278	2,948	52.65	47.35
5	28	2016	7	12	6,221	9.58	11	64,964	3,121	3,100	50.17	49.83
11	26	2016	7	12	6,206	9.55	12	64,964	3,121	3,085	50.29	49.71
7	17	2016	1	14	6,199	9.54	13	64,964	3,134	3,065	50.56	49.44
9	3	2016	7	12	6,191	9.53	14	64,964	3,108	3,083	50.20	49.80
7	2	2016	7	11	6,186	9.52	15	64,964	3,001	3,185	48.51	51.49
9	3	2016	7	11	6,186	9.52	16	64,964	2,889	3,297	46.70	53.30

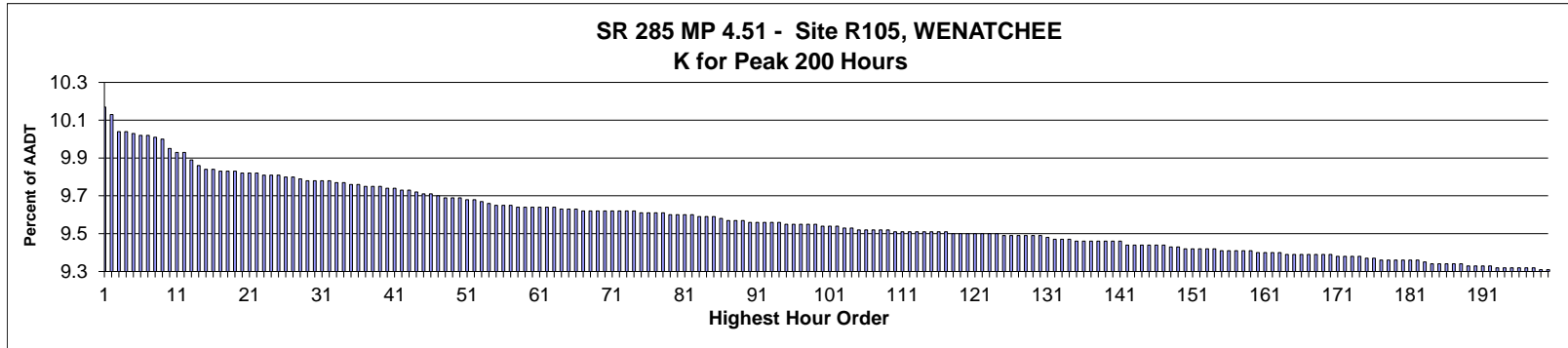


MO	DY	YR	DAY OF WK	HR	HR VOL	PERCENT OF AADT	HOUR NUMBER	AADT	NORTH VOLUME	SOUTH VOLUME	PERCENT NORTH IS OF TOTAL VOLUME	PERCENT SOUTH IS OF TOTAL VOLUME
11	23	2016	4	13	6,170	9.50	17	64,964	3,170	3,000	51.38	48.62
7	15	2016	6	14	6,167	9.49	18	64,964	3,188	2,979	51.69	48.31
7	17	2016	1	13	6,162	9.49	19	64,964	3,210	2,952	52.09	47.91
8	20	2016	7	12	6,162	9.49	20	64,964	3,182	2,980	51.64	48.36
7	23	2016	7	12	6,133	9.44	21	64,964	3,124	3,009	50.94	49.06
7	15	2016	6	15	6,129	9.43	22	64,964	3,143	2,986	51.28	48.72
8	12	2016	6	15	6,129	9.43	23	64,964	2,961	3,168	48.31	51.69
8	14	2016	1	13	6,128	9.43	24	64,964	3,127	3,001	51.03	48.97
8	7	2016	1	14	6,127	9.43	25	64,964	2,988	3,139	48.77	51.23
11	23	2016	4	14	6,113	9.41	26	64,964	3,150	2,963	51.53	48.47
8	12	2016	6	14	6,104	9.40	27	64,964	3,165	2,939	51.85	48.15
8	13	2016	7	12	6,092	9.38	28	64,964	3,043	3,049	49.95	50.05
5	27	2016	6	16	6,090	9.37	29	64,964	2,957	3,133	48.56	51.44
8	7	2016	1	13	6,070	9.34	30	64,964	3,154	2,916	51.96	48.04
7	2	2016	7	13	6,060	9.33	31	64,964	3,240	2,820	53.47	46.53
7	15	2016	6	16	6,056	9.32	32	64,964	2,924	3,132	48.28	51.72
8	13	2016	7	11	6,052	9.32	33	64,964	2,944	3,108	48.65	51.35
8	28	2016	1	14	6,052	9.32	34	64,964	3,189	2,863	52.69	47.31
7	23	2016	7	13	6,034	9.29	35	64,964	3,177	2,857	52.65	47.35
9	5	2016	2	15	6,027	9.28	36	64,964	3,077	2,950	51.05	48.95
7	29	2016	6	15	6,008	9.25	37	64,964	2,973	3,035	49.48	50.52
7	5	2016	3	13	6,002	9.24	38	64,964	3,040	2,962	50.65	49.35
7	1	2016	6	17	5,988	9.22	39	64,964	3,021	2,967	50.45	49.55
7	15	2016	6	13	5,986	9.21	40	64,964	3,149	2,837	52.61	47.39
8	19	2016	6	13	5,977	9.20	41	64,964	3,107	2,870	51.98	48.02
12	26	2016	2	14	5,969	9.19	42	64,964	3,159	2,810	52.92	47.08
5	28	2016	7	11	5,968	9.19	43	64,964	2,844	3,124	47.65	52.35
8	12	2016	6	12	5,966	9.18	44	64,964	3,086	2,880	51.73	48.27
8	19	2016	6	16	5,959	9.17	45	64,964	2,931	3,028	49.19	50.81
6	17	2016	6	16	5,956	9.17	46	64,964	2,812	3,144	47.21	52.79
7	5	2016	3	12	5,943	9.15	47	64,964	2,989	2,954	50.29	49.71
8	20	2016	7	11	5,943	9.15	48	64,964	3,130	2,813	52.67	47.33
7	5	2016	3	14	5,936	9.14	49	64,964	2,968	2,968	50.00	50.00
5	27	2016	6	18	5,931	9.13	50	64,964	2,688	3,243	45.32	54.68
11	25	2016	6	14	5,925	9.12	51	64,964	2,838	3,087	47.90	52.10
6	24	2016	6	15	5,921	9.11	52	64,964	2,842	3,079	48.00	52.00
8	19	2016	6	12	5,920	9.11	53	64,964	3,139	2,781	53.02	46.98
8	27	2016	7	12	5,916	9.11	54	64,964	2,971	2,945	50.22	49.78
8	21	2016	1	12	5,914	9.10	55	64,964	3,257	2,657	55.07	44.93
8	28	2016	1	16	5,913	9.10	56	64,964	3,151	2,762	53.29	46.71
5	30	2016	2	15	5,912	9.10	57	64,964	3,230	2,682	54.63	45.37
6	26	2016	1	13	5,904	9.09	58	64,964	3,183	2,721	53.91	46.09
8	14	2016	1	12	5,902	9.09	59	64,964	3,094	2,808	52.42	47.58
8	14	2016	1	14	5,901	9.08	60	64,964	2,893	3,008	49.03	50.97
8	12	2016	6	13	5,895	9.07	61	64,964	3,091	2,804	52.43	47.57
7	17	2016	1	12	5,894	9.07	62	64,964	3,024	2,870	51.31	48.69
8	7	2016	1	18	5,894	9.07	63	64,964	2,961	2,933	50.24	49.76
7	1	2016	6	12	5,893	9.07	64	64,964	3,067	2,826	52.04	47.96
7	10	2016	1	13	5,890	9.07	65	64,964	3,176	2,714	53.92	46.08
8	5	2016	6	15	5,883	9.06	66	64,964	2,851	3,032	48.46	51.54
7	10	2016	1	16	5,881	9.05	67	64,964	3,069	2,812	52.19	47.81

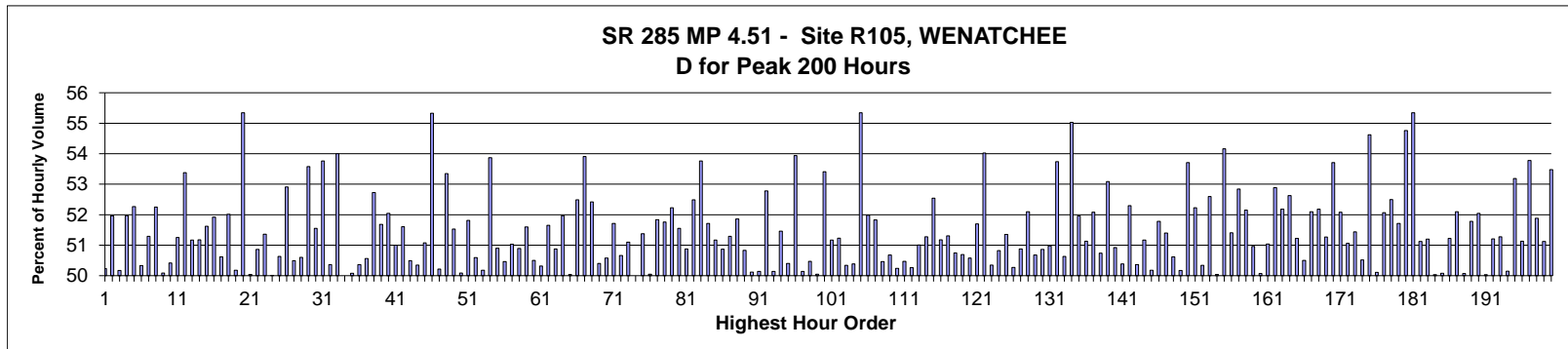
MO	DY	YR	DAY OF WK	HR	HR VOL	PERCENT OF AADT	HOUR NUMBER	AADT	NORTH VOLUME	SOUTH VOLUME	PERCENT NORTH IS OF TOTAL VOLUME	PERCENT SOUTH IS OF TOTAL VOLUME
11	27	2016	1	12	5,880	9.05	68	64,964	3,163	2,717	53.79	46.21
9	5	2016	2	14	5,878	9.05	69	64,964	2,980	2,898	50.70	49.30
7	8	2016	6	13	5,874	9.04	70	64,964	3,038	2,836	51.72	48.28
7	8	2016	6	14	5,871	9.04	71	64,964	2,909	2,962	49.55	50.45
9	5	2016	2	16	5,870	9.04	72	64,964	3,137	2,733	53.44	46.56
7	29	2016	6	16	5,869	9.03	73	64,964	2,823	3,046	48.10	51.90
6	17	2016	6	15	5,867	9.03	74	64,964	2,840	3,027	48.41	51.59
7	16	2016	7	11	5,865	9.03	75	64,964	2,867	2,998	48.88	51.12
8	5	2016	6	13	5,864	9.03	76	64,964	2,994	2,870	51.06	48.94
7	2	2016	7	14	5,863	9.02	77	64,964	2,885	2,978	49.21	50.79
8	14	2016	1	15	5,863	9.02	78	64,964	2,782	3,081	47.45	52.55
8	26	2016	6	15	5,861	9.02	79	64,964	2,618	3,243	44.67	55.33
12	23	2016	6	14	5,860	9.02	80	64,964	3,025	2,835	51.62	48.38
9	2	2016	6	16	5,859	9.02	81	64,964	2,847	3,012	48.59	51.41
11	24	2016	5	11	5,850	9.00	82	64,964	2,909	2,941	49.73	50.27
9	2	2016	6	14	5,849	9.00	83	64,964	2,806	3,043	47.97	52.03
6	25	2016	7	12	5,846	9.00	84	64,964	2,902	2,944	49.64	50.36
6	26	2016	1	14	5,845	9.00	85	64,964	3,146	2,699	53.82	46.18
7	31	2016	1	12	5,841	8.99	86	64,964	2,962	2,879	50.71	49.29
6	26	2016	1	15	5,838	8.99	87	64,964	3,015	2,823	51.64	48.36
12	30	2016	6	13	5,837	8.98	88	64,964	3,041	2,796	52.10	47.90
5	27	2016	6	17	5,836	8.98	89	64,964	2,656	3,180	45.51	54.49
9	2	2016	6	15	5,836	8.98	90	64,964	2,790	3,046	47.81	52.19
9	3	2016	7	13	5,835	8.98	91	64,964	2,936	2,899	50.32	49.68
8	5	2016	6	14	5,830	8.97	92	64,964	2,965	2,865	50.86	49.14
7	23	2016	7	11	5,829	8.97	93	64,964	2,919	2,910	50.08	49.92
8	6	2016	7	11	5,829	8.97	94	64,964	2,851	2,978	48.91	51.09
8	7	2016	1	15	5,828	8.97	95	64,964	2,852	2,976	48.94	51.06
7	24	2016	1	13	5,827	8.97	96	64,964	3,043	2,784	52.22	47.78
7	1	2016	6	13	5,823	8.96	97	64,964	2,970	2,853	51.00	49.00
7	10	2016	1	15	5,817	8.95	98	64,964	3,098	2,719	53.26	46.74
8	7	2016	1	16	5,817	8.95	99	64,964	2,838	2,979	48.79	51.21
9	16	2016	6	15	5,817	8.95	100	64,964	2,921	2,896	50.21	49.79
5	30	2016	2	16	5,816	8.95	101	64,964	3,166	2,650	54.44	45.56
6	26	2016	1	16	5,816	8.95	102	64,964	3,054	2,762	52.51	47.49
8	7	2016	1	12	5,812	8.95	103	64,964	2,917	2,895	50.19	49.81
7	8	2016	6	15	5,806	8.94	104	64,964	2,890	2,916	49.78	50.22
6	12	2016	1	13	5,803	8.93	105	64,964	2,986	2,817	51.46	48.54
6	24	2016	6	16	5,799	8.93	106	64,964	2,723	3,076	46.96	53.04
7	24	2016	1	14	5,795	8.92	107	64,964	2,949	2,846	50.89	49.11
7	15	2016	6	12	5,794	8.92	108	64,964	3,012	2,782	51.98	48.02
6	24	2016	6	14	5,791	8.91	109	64,964	2,971	2,820	51.30	48.70
8	5	2016	6	16	5,790	8.91	110	64,964	2,702	3,088	46.67	53.33
6	18	2016	7	12	5,786	8.91	111	64,964	2,809	2,977	48.55	51.45
8	28	2016	1	12	5,786	8.91	112	64,964	3,057	2,729	52.83	47.17
10	7	2016	6	15	5,786	8.91	113	64,964	2,503	3,283	43.26	56.74
5	30	2016	2	13	5,785	8.90	114	64,964	3,172	2,613	54.83	45.17
8	28	2016	1	15	5,785	8.90	115	64,964	2,943	2,842	50.87	49.13
11	23	2016	4	12	5,780	8.90	116	64,964	2,823	2,957	48.84	51.16
6	18	2016	7	13	5,779	8.90	117	64,964	3,025	2,754	52.34	47.66
8	13	2016	7	13	5,779	8.90	118	64,964	2,852	2,927	49.35	50.65

MO	DY	YR	DAY OF WK	HR	HR VOL	PERCENT OF AADT	HOUR NUMBER	AADT	NORTH VOLUME	SOUTH VOLUME	PERCENT NORTH IS OF TOTAL VOLUME	PERCENT SOUTH IS OF TOTAL VOLUME
8	26	2016	6	16	5,779	8.90	119	64,964	2,664	3,115	46.10	53.90
12	23	2016	6	12	5,779	8.90	120	64,964	3,060	2,719	52.95	47.05
6	19	2016	1	14	5,778	8.89	121	64,964	2,992	2,786	51.78	48.22
8	5	2016	6	12	5,776	8.89	122	64,964	3,000	2,776	51.94	48.06
7	16	2016	7	12	5,775	8.89	123	64,964	2,987	2,788	51.72	48.28
8	20	2016	7	13	5,773	8.89	124	64,964	2,950	2,823	51.10	48.90
7	5	2016	3	15	5,768	8.88	125	64,964	2,776	2,992	48.13	51.87
5	28	2016	7	13	5,767	8.88	126	64,964	2,785	2,982	48.29	51.71
11	26	2016	7	14	5,765	8.87	127	64,964	2,993	2,772	51.92	48.08
6	17	2016	6	14	5,755	8.86	128	64,964	2,901	2,854	50.41	49.59
6	12	2016	1	14	5,754	8.86	129	64,964	3,084	2,670	53.60	46.40
7	10	2016	1	14	5,752	8.85	130	64,964	2,970	2,782	51.63	48.37
11	26	2016	7	15	5,750	8.85	131	64,964	2,858	2,892	49.70	50.30
12	26	2016	2	15	5,742	8.84	132	64,964	2,937	2,805	51.15	48.85
6	10	2016	6	17	5,741	8.84	133	64,964	2,603	3,138	45.34	54.66
8	19	2016	6	14	5,741	8.84	134	64,964	2,912	2,829	50.72	49.28
7	17	2016	1	15	5,740	8.84	135	64,964	2,760	2,980	48.08	51.92
7	24	2016	1	12	5,734	8.83	136	64,964	3,047	2,687	53.14	46.86
7	30	2016	7	12	5,731	8.82	137	64,964	2,925	2,806	51.04	48.96
12	23	2016	6	15	5,729	8.82	138	64,964	2,746	2,983	47.93	52.07
6	19	2016	1	13	5,727	8.82	139	64,964	3,037	2,690	53.03	46.97
7	9	2016	7	12	5,727	8.82	140	64,964	2,802	2,925	48.93	51.07
5	30	2016	2	14	5,725	8.81	141	64,964	3,026	2,699	52.86	47.14
5	27	2016	6	15	5,721	8.81	142	64,964	2,687	3,034	46.97	53.03
9	16	2016	6	16	5,719	8.80	143	64,964	2,935	2,784	51.32	48.68
10	7	2016	6	16	5,717	8.80	144	64,964	2,486	3,231	43.48	56.52
4	1	2016	6	15	5,714	8.80	145	64,964	2,634	3,080	46.10	53.90
6	24	2016	6	12	5,714	8.80	146	64,964	2,959	2,755	51.79	48.21
7	15	2016	6	17	5,713	8.79	147	64,964	2,600	3,113	45.51	54.49
8	6	2016	7	13	5,713	8.79	148	64,964	2,910	2,803	50.94	49.06
10	7	2016	6	14	5,708	8.79	149	64,964	2,529	3,179	44.31	55.69
8	26	2016	6	12	5,703	8.78	150	64,964	2,786	2,917	48.85	51.15
6	11	2016	7	12	5,701	8.78	151	64,964	2,741	2,960	48.08	51.92
6	10	2016	6	16	5,699	8.77	152	64,964	2,788	2,911	48.92	51.08
9	10	2016	7	12	5,697	8.77	153	64,964	2,780	2,917	48.80	51.20
3	19	2016	7	12	5,694	8.76	154	64,964	3,063	2,631	53.79	46.21
6	12	2016	1	17	5,691	8.76	155	64,964	2,978	2,713	52.33	47.67
7	31	2016	1	17	5,691	8.76	156	64,964	2,863	2,828	50.31	49.69
8	21	2016	1	14	5,691	8.76	157	64,964	2,764	2,927	48.57	51.43
8	12	2016	6	16	5,690	8.76	158	64,964	2,719	2,971	47.79	52.21
8	19	2016	6	15	5,690	8.76	159	64,964	2,926	2,764	51.42	48.58
7	5	2016	3	16	5,683	8.75	160	64,964	2,565	3,118	45.13	54.87
5	20	2016	6	14	5,680	8.74	161	64,964	2,729	2,951	48.05	51.95
10	28	2016	6	16	5,680	8.74	162	64,964	2,597	3,083	45.72	54.28
12	23	2016	6	13	5,679	8.74	163	64,964	2,975	2,704	52.39	47.61
11	27	2016	1	14	5,677	8.74	164	64,964	2,861	2,816	50.40	49.60
7	29	2016	6	12	5,676	8.74	165	64,964	2,960	2,716	52.15	47.85
8	14	2016	1	16	5,676	8.74	166	64,964	2,616	3,060	46.09	53.91
4	29	2016	6	15	5,673	8.73	167	64,964	2,699	2,974	47.58	52.42
12	27	2016	3	12	5,673	8.73	168	64,964	2,771	2,902	48.85	51.15
6	17	2016	6	13	5,671	8.73	169	64,964	2,924	2,747	51.56	48.44

MO	DY	YR	DAY OF WK	HR	HR VOL	PERCENT OF AADT	HOUR NUMBER	AADT	NORTH VOLUME	SOUTH VOLUME	PERCENT NORTH IS OF TOTAL VOLUME	PERCENT SOUTH IS OF TOTAL VOLUME
6	26	2016	1	17	5,670	8.73	170	64,964	2,950	2,720	52.03	47.97
7	17	2016	1	16	5,668	8.72	171	64,964	2,747	2,921	48.47	51.53
10	21	2016	6	16	5,668	8.72	172	64,964	2,768	2,900	48.84	51.16
8	19	2016	6	17	5,667	8.72	173	64,964	2,726	2,941	48.10	51.90
12	27	2016	3	13	5,667	8.72	174	64,964	2,849	2,818	50.27	49.73
8	7	2016	1	17	5,666	8.72	175	64,964	2,909	2,757	51.34	48.66
8	21	2016	1	17	5,666	8.72	176	64,964	2,627	3,039	46.36	53.64
3	25	2016	6	15	5,663	8.72	177	64,964	2,692	2,971	47.54	52.46
7	30	2016	7	13	5,662	8.72	178	64,964	2,780	2,882	49.10	50.90
4	10	2016	1	14	5,656	8.71	179	64,964	3,093	2,563	54.69	45.31
9	2	2016	6	12	5,656	8.71	180	64,964	2,889	2,767	51.08	48.92
3	20	2016	1	17	5,652	8.70	181	64,964	3,020	2,632	53.43	46.57
5	20	2016	6	15	5,652	8.70	182	64,964	2,767	2,885	48.96	51.04
8	7	2016	1	19	5,651	8.70	183	64,964	2,980	2,671	52.73	47.27
6	19	2016	1	17	5,650	8.70	184	64,964	3,096	2,554	54.80	45.20
6	24	2016	6	13	5,648	8.69	185	64,964	2,940	2,708	52.05	47.95
8	5	2016	6	17	5,646	8.69	186	64,964	2,661	2,985	47.13	52.87
12	30	2016	6	14	5,642	8.68	187	64,964	2,909	2,733	51.56	48.44
4	2	2016	7	11	5,641	8.68	188	64,964	2,725	2,916	48.31	51.69
7	30	2016	7	11	5,640	8.68	189	64,964	2,806	2,834	49.75	50.25
11	11	2016	6	15	5,640	8.68	190	64,964	2,633	3,007	46.68	53.32
11	13	2016	1	16	5,634	8.67	191	64,964	2,947	2,687	52.31	47.69
8	26	2016	6	13	5,626	8.66	192	64,964	2,788	2,838	49.56	50.44
7	16	2016	7	13	5,625	8.66	193	64,964	2,729	2,896	48.52	51.48
8	27	2016	7	13	5,624	8.66	194	64,964	2,678	2,946	47.62	52.38
11	11	2016	6	14	5,623	8.66	195	64,964	2,808	2,815	49.94	50.06
9	16	2016	6	12	5,622	8.65	196	64,964	2,854	2,768	50.76	49.24
7	17	2016	1	17	5,621	8.65	197	64,964	2,720	2,901	48.39	51.61
8	28	2016	1	17	5,621	8.65	198	64,964	3,015	2,606	53.64	46.36
5	8	2016	1	18	5,620	8.65	199	64,964	2,784	2,836	49.54	50.46
3	27	2016	1	17	5,618	8.65	200	64,964	2,757	2,861	49.07	50.93



**AADT=** 40,224     
**K 30 FACTOR=** 9.78     
**K 100 FACTOR=** 9.54     
**K 200 FACTOR=** 9.31     
**D 30 FACTOR=** 51.55



MO	DY	YR	DAY OF WK	HR	HR VOL	PERCENT OF AADT	HOUR NUMBER	AADT	NORTH VOLUME	SOUTH VOLUME	PERCENT NORTH IS OF TOTAL VOLUME	PERCENT SOUTH IS OF TOTAL VOLUME
5	31	2016	3	17	4,091	10.17	1	40,224	2,055	2,036	50.23	49.77
6	24	2016	6	17	4,074	10.13	2	40,224	2,117	1,957	51.96	48.04
6	8	2016	4	17	4,040	10.04	3	40,224	2,027	2,013	50.17	49.83
6	17	2016	6	17	4,039	10.04	4	40,224	2,099	1,940	51.97	48.03
6	3	2016	6	17	4,035	10.03	5	40,224	2,109	1,926	52.27	47.73
6	6	2016	2	17	4,031	10.02	6	40,224	2,029	2,002	50.33	49.67
6	15	2016	4	17	4,030	10.02	7	40,224	2,067	1,963	51.29	48.71
6	10	2016	6	17	4,025	10.01	8	40,224	2,103	1,922	52.25	47.75
5	25	2016	4	17	4,023	10.00	9	40,224	2,015	2,008	50.09	49.91
6	14	2016	3	17	4,004	9.95	10	40,224	2,019	1,985	50.42	49.58
6	7	2016	3	17	3,996	9.93	11	40,224	2,048	1,948	51.25	48.75
7	1	2016	6	17	3,994	9.93	12	40,224	2,132	1,862	53.38	46.62
7	13	2016	4	17	3,977	9.89	13	40,224	1,942	2,035	48.83	51.17
7	8	2016	6	17	3,968	9.86	14	40,224	2,031	1,937	51.18	48.82
9	23	2016	6	16	3,960	9.84	15	40,224	2,044	1,916	51.62	48.38
4	15	2016	6	16	3,958	9.84	16	40,224	2,055	1,903	51.92	48.08

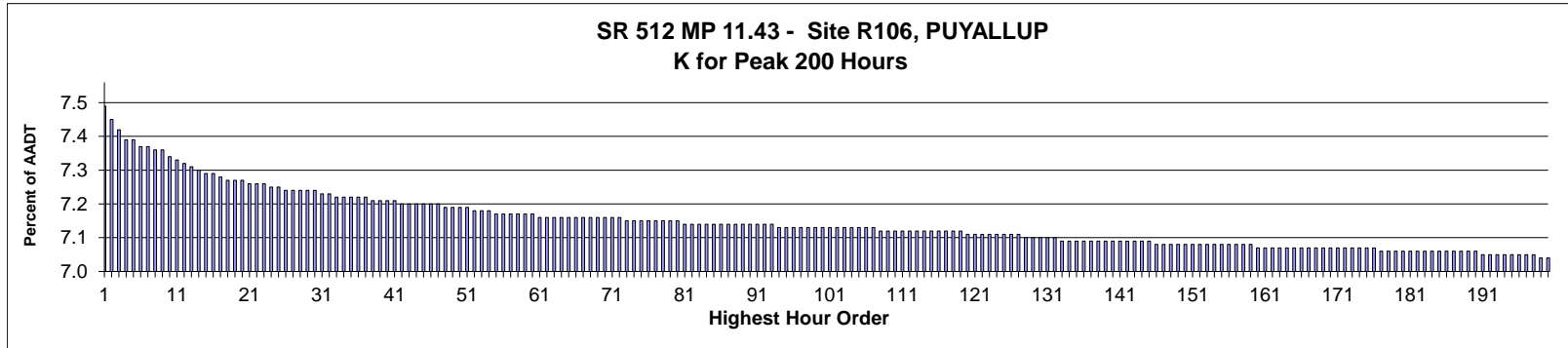
MO	DY	YR	DAY OF WK	HR	HR VOL	PERCENT OF AADT	HOUR NUMBER	AADT	NORTH VOLUME	SOUTH VOLUME	PERCENT NORTH IS OF TOTAL VOLUME	PERCENT SOUTH IS OF TOTAL VOLUME
6	30	2016	5	17	3,955	9.83	17	40,224	2,002	1,953	50.62	49.38
9	9	2016	6	16	3,955	9.83	18	40,224	2,057	1,898	52.01	47.99
7	12	2016	3	17	3,954	9.83	19	40,224	1,984	1,970	50.18	49.82
5	31	2016	3	18	3,952	9.82	20	40,224	2,187	1,765	55.34	44.66
6	1	2016	4	17	3,949	9.82	21	40,224	1,976	1,973	50.04	49.96
9	9	2016	6	17	3,948	9.82	22	40,224	2,008	1,940	50.86	49.14
5	2	2016	2	17	3,945	9.81	23	40,224	1,919	2,026	48.64	51.36
5	26	2016	5	17	3,945	9.81	24	40,224	1,973	1,972	50.01	49.99
5	24	2016	3	17	3,944	9.81	25	40,224	1,997	1,947	50.63	49.37
4	25	2016	2	17	3,941	9.80	26	40,224	1,856	2,085	47.09	52.91
10	7	2016	6	17	3,941	9.80	27	40,224	1,990	1,951	50.49	49.51
6	20	2016	2	17	3,937	9.79	28	40,224	1,992	1,945	50.60	49.40
5	4	2016	4	17	3,934	9.78	29	40,224	1,826	2,108	46.42	53.58
5	6	2016	6	16	3,934	9.78	30	40,224	2,028	1,906	51.55	48.45
5	26	2016	5	18	3,934	9.78	31	40,224	2,115	1,819	53.76	46.24
6	2	2016	5	17	3,932	9.78	32	40,224	1,952	1,980	49.64	50.36
6	15	2016	4	18	3,928	9.77	33	40,224	2,121	1,807	54.00	46.00
6	29	2016	4	17	3,928	9.77	34	40,224	1,964	1,964	50.00	50.00
3	18	2016	6	17	3,926	9.76	35	40,224	1,960	1,966	49.92	50.08
6	22	2016	4	17	3,924	9.76	36	40,224	1,976	1,948	50.36	49.64
6	13	2016	2	17	3,922	9.75	37	40,224	1,983	1,939	50.56	49.44
3	22	2016	3	17	3,920	9.75	38	40,224	1,853	2,067	47.27	52.73
8	26	2016	6	16	3,920	9.75	39	40,224	2,026	1,894	51.68	48.32
4	20	2016	4	17	3,918	9.74	40	40,224	1,879	2,039	47.96	52.04
6	16	2016	5	17	3,918	9.74	41	40,224	1,998	1,920	51.00	49.00
4	28	2016	5	17	3,914	9.73	42	40,224	1,894	2,020	48.39	51.61
7	11	2016	2	17	3,914	9.73	43	40,224	1,938	1,976	49.51	50.49
6	3	2016	6	16	3,909	9.72	44	40,224	1,968	1,941	50.35	49.65
7	15	2016	6	17	3,906	9.71	45	40,224	1,995	1,911	51.08	48.92
6	30	2016	5	18	3,904	9.71	46	40,224	2,160	1,744	55.33	44.67
10	14	2016	6	16	3,901	9.70	47	40,224	1,942	1,959	49.78	50.22
7	1	2016	6	18	3,899	9.69	48	40,224	2,080	1,819	53.35	46.65
9	2	2016	6	17	3,899	9.69	49	40,224	2,009	1,890	51.53	48.47
9	7	2016	4	17	3,899	9.69	50	40,224	1,953	1,946	50.09	49.91
4	19	2016	3	17	3,895	9.68	51	40,224	1,877	2,018	48.19	51.81
6	24	2016	6	16	3,892	9.68	52	40,224	1,923	1,969	49.41	50.59
10	5	2016	4	17	3,888	9.67	53	40,224	1,951	1,937	50.18	49.82
7	14	2016	5	9	3,885	9.66	54	40,224	1,792	2,093	46.13	53.87
6	10	2016	6	16	3,882	9.65	55	40,224	1,976	1,906	50.90	49.10
5	18	2016	4	17	3,880	9.65	56	40,224	1,922	1,958	49.54	50.46
9	28	2016	4	17	3,880	9.65	57	40,224	1,900	1,980	48.97	51.03
6	9	2016	5	17	3,879	9.64	58	40,224	1,974	1,905	50.89	49.11
6	23	2016	5	17	3,878	9.64	59	40,224	2,001	1,877	51.60	48.40
5	20	2016	6	16	3,877	9.64	60	40,224	1,958	1,919	50.50	49.50
10	19	2016	4	17	3,877	9.64	61	40,224	1,951	1,926	50.32	49.68
4	18	2016	2	17	3,876	9.64	62	40,224	1,874	2,002	48.35	51.65
10	4	2016	3	17	3,876	9.64	63	40,224	1,972	1,904	50.88	49.12
4	21	2016	5	17	3,875	9.63	64	40,224	1,861	2,014	48.03	51.97
6	21	2016	3	17	3,875	9.63	65	40,224	1,939	1,936	50.04	49.96
8	5	2016	6	17	3,875	9.63	66	40,224	1,841	2,034	47.51	52.49
3	16	2016	4	17	3,871	9.62	67	40,224	1,784	2,087	46.09	53.91

MO	DY	YR	DAY OF WK	HR	HR VOL	PERCENT OF AADT	HOUR NUMBER	AADT	NORTH VOLUME	SOUTH VOLUME	PERCENT NORTH IS OF TOTAL VOLUME	PERCENT SOUTH IS OF TOTAL VOLUME
5	11	2016	4	17	3,871	9.62	68	40,224	1,842	2,029	47.58	52.42
5	12	2016	5	17	3,871	9.62	69	40,224	1,920	1,951	49.60	50.40
9	30	2016	6	17	3,871	9.62	70	40,224	1,958	1,913	50.58	49.42
4	14	2016	5	17	3,870	9.62	71	40,224	1,869	2,001	48.29	51.71
5	13	2016	6	17	3,869	9.62	72	40,224	1,909	1,960	49.34	50.66
5	17	2016	3	17	3,869	9.62	73	40,224	1,892	1,977	48.90	51.10
6	27	2016	2	17	3,868	9.62	74	40,224	1,934	1,934	50.00	50.00
5	16	2016	2	17	3,867	9.61	75	40,224	1,880	1,987	48.62	51.38
6	3	2016	6	18	3,866	9.61	76	40,224	1,935	1,931	50.05	49.95
9	13	2016	3	17	3,866	9.61	77	40,224	1,862	2,004	48.16	51.84
11	18	2016	6	16	3,864	9.61	78	40,224	2,000	1,864	51.76	48.24
10	14	2016	6	17	3,862	9.60	79	40,224	2,017	1,845	52.23	47.77
4	13	2016	4	17	3,860	9.60	80	40,224	1,870	1,990	48.45	51.55
4	27	2016	4	17	3,860	9.60	81	40,224	1,896	1,964	49.12	50.88
10	28	2016	6	16	3,860	9.60	82	40,224	2,026	1,834	52.49	47.51
6	29	2016	4	18	3,858	9.59	83	40,224	2,074	1,784	53.76	46.24
5	27	2016	6	16	3,856	9.59	84	40,224	1,994	1,862	51.71	48.29
10	21	2016	6	16	3,856	9.59	85	40,224	1,973	1,883	51.17	48.83
5	27	2016	6	17	3,855	9.58	86	40,224	1,961	1,894	50.87	49.13
4	1	2016	6	16	3,851	9.57	87	40,224	1,975	1,876	51.29	48.71
6	28	2016	3	17	3,851	9.57	88	40,224	1,997	1,854	51.86	48.14
5	13	2016	6	16	3,848	9.57	89	40,224	1,956	1,892	50.83	49.17
7	20	2016	4	17	3,847	9.56	90	40,224	1,919	1,928	49.88	50.12
11	15	2016	3	16	3,847	9.56	91	40,224	1,918	1,929	49.86	50.14
5	23	2016	2	17	3,846	9.56	92	40,224	1,816	2,030	47.22	52.78
4	1	2016	6	17	3,845	9.56	93	40,224	1,917	1,928	49.86	50.14
6	10	2016	6	18	3,844	9.56	94	40,224	1,978	1,866	51.46	48.54
4	28	2016	5	16	3,843	9.55	95	40,224	1,937	1,906	50.40	49.60
6	27	2016	2	18	3,843	9.55	96	40,224	2,073	1,770	53.94	46.06
7	7	2016	5	17	3,843	9.55	97	40,224	1,916	1,927	49.86	50.14
11	21	2016	2	17	3,842	9.55	98	40,224	1,903	1,939	49.53	50.47
5	26	2016	5	16	3,840	9.55	99	40,224	1,918	1,922	49.95	50.05
3	30	2016	4	17	3,838	9.54	100	40,224	1,788	2,050	46.59	53.41
5	19	2016	5	17	3,838	9.54	101	40,224	1,874	1,964	48.83	51.17
9	16	2016	6	16	3,836	9.54	102	40,224	1,965	1,871	51.23	48.77
11	3	2016	5	17	3,834	9.53	103	40,224	1,904	1,930	49.66	50.34
6	17	2016	6	16	3,832	9.53	104	40,224	1,931	1,901	50.39	49.61
6	8	2016	4	18	3,831	9.52	105	40,224	2,120	1,711	55.34	44.66
5	5	2016	5	17	3,830	9.52	106	40,224	1,839	1,991	48.02	51.98
10	28	2016	6	17	3,830	9.52	107	40,224	1,985	1,845	51.83	48.17
5	6	2016	6	17	3,829	9.52	108	40,224	1,932	1,897	50.46	49.54
12	2	2016	6	17	3,828	9.52	109	40,224	1,888	1,940	49.32	50.68
7	14	2016	5	17	3,826	9.51	110	40,224	1,922	1,904	50.24	49.76
7	22	2016	6	17	3,826	9.51	111	40,224	1,931	1,895	50.47	49.53
9	2	2016	6	16	3,826	9.51	112	40,224	1,923	1,903	50.26	49.74
5	5	2016	5	18	3,825	9.51	113	40,224	1,951	1,874	51.01	48.99
3	29	2016	3	17	3,824	9.51	114	40,224	1,863	1,961	48.72	51.28
4	11	2016	2	17	3,824	9.51	115	40,224	1,815	2,009	47.46	52.54
4	29	2016	6	17	3,824	9.51	116	40,224	1,867	1,957	48.82	51.18
7	6	2016	4	17	3,824	9.51	117	40,224	1,962	1,862	51.31	48.69
5	19	2016	5	16	3,823	9.50	118	40,224	1,883	1,940	49.25	50.75

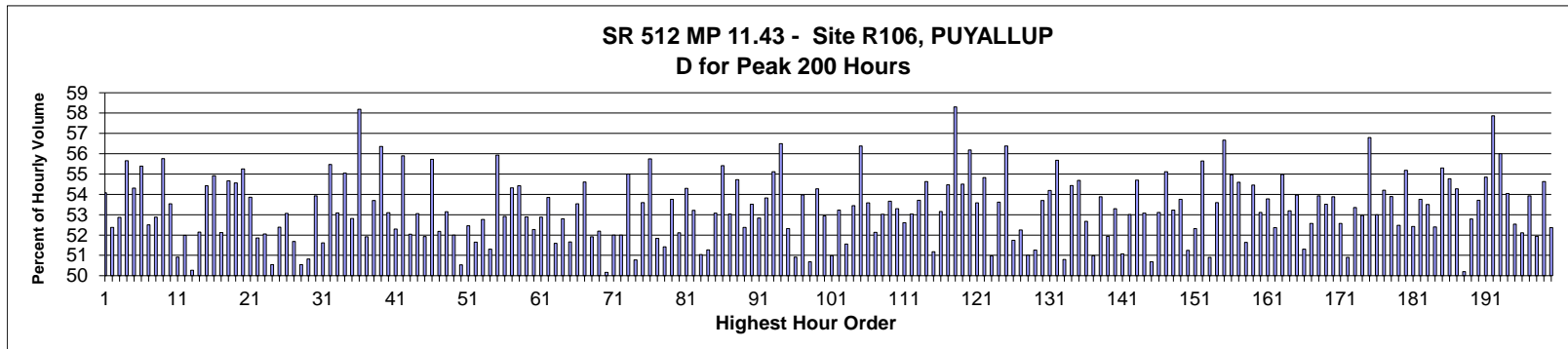
MO	DY	YR	DAY OF WK	HR	HR VOL	PERCENT OF AADT	HOUR NUMBER	AADT	NORTH VOLUME	SOUTH VOLUME	PERCENT NORTH IS OF TOTAL VOLUME	PERCENT SOUTH IS OF TOTAL VOLUME
9	19	2016	2	17	3,823	9.50	119	40,224	1,938	1,885	50.69	49.31
4	22	2016	6	17	3,822	9.50	120	40,224	1,889	1,933	49.42	50.58
9	21	2016	4	17	3,822	9.50	121	40,224	1,846	1,976	48.30	51.70
6	9	2016	5	18	3,821	9.50	122	40,224	2,064	1,757	54.02	45.98
7	15	2016	6	16	3,821	9.50	123	40,224	1,897	1,924	49.65	50.35
8	30	2016	3	17	3,821	9.50	124	40,224	1,879	1,942	49.18	50.82
3	18	2016	6	16	3,819	9.49	125	40,224	1,961	1,858	51.35	48.65
7	18	2016	2	17	3,819	9.49	126	40,224	1,899	1,920	49.73	50.27
9	21	2016	4	16	3,817	9.49	127	40,224	1,942	1,875	50.88	49.12
4	29	2016	6	16	3,816	9.49	128	40,224	1,988	1,828	52.10	47.90
8	19	2016	6	16	3,816	9.49	129	40,224	1,934	1,882	50.68	49.32
9	6	2016	3	16	3,816	9.49	130	40,224	1,941	1,875	50.86	49.14
9	6	2016	3	17	3,813	9.48	131	40,224	1,944	1,869	50.98	49.02
3	17	2016	5	17	3,811	9.47	132	40,224	1,763	2,048	46.26	53.74
9	8	2016	5	17	3,810	9.47	133	40,224	1,929	1,881	50.63	49.37
7	5	2016	3	18	3,809	9.47	134	40,224	2,096	1,713	55.03	44.97
5	9	2016	2	17	3,807	9.46	135	40,224	1,829	1,978	48.04	51.96
4	26	2016	3	17	3,806	9.46	136	40,224	1,860	1,946	48.87	51.13
5	10	2016	3	17	3,806	9.46	137	40,224	1,824	1,982	47.92	52.08
8	22	2016	2	17	3,806	9.46	138	40,224	1,875	1,931	49.26	50.74
4	5	2016	3	17	3,805	9.46	139	40,224	1,785	2,020	46.91	53.09
6	10	2016	6	15	3,804	9.46	140	40,224	1,937	1,867	50.92	49.08
11	10	2016	5	16	3,804	9.46	141	40,224	1,917	1,887	50.39	49.61
4	12	2016	3	17	3,799	9.44	142	40,224	1,812	1,987	47.70	52.30
5	20	2016	6	17	3,799	9.44	143	40,224	1,913	1,886	50.36	49.64
8	19	2016	6	17	3,799	9.44	144	40,224	1,944	1,855	51.17	48.83
9	27	2016	3	17	3,798	9.44	145	40,224	1,892	1,906	49.82	50.18
9	15	2016	5	16	3,797	9.44	146	40,224	1,966	1,831	51.78	48.22
12	2	2016	6	16	3,796	9.44	147	40,224	1,951	1,845	51.40	48.60
10	25	2016	3	17	3,795	9.43	148	40,224	1,874	1,921	49.38	50.62
9	22	2016	5	17	3,793	9.43	149	40,224	1,903	1,890	50.17	49.83
5	9	2016	2	18	3,791	9.42	150	40,224	2,036	1,755	53.71	46.29
12	1	2016	5	16	3,791	9.42	151	40,224	1,980	1,811	52.23	47.77
10	3	2016	2	17	3,790	9.42	152	40,224	1,882	1,908	49.66	50.34
3	15	2016	3	17	3,789	9.42	153	40,224	1,796	1,993	47.40	52.60
11	17	2016	5	16	3,789	9.42	154	40,224	1,896	1,893	50.04	49.96
6	23	2016	5	18	3,787	9.41	155	40,224	2,051	1,736	54.16	45.84
11	2	2016	4	17	3,787	9.41	156	40,224	1,840	1,947	48.59	51.41
3	28	2016	2	17	3,785	9.41	157	40,224	1,785	2,000	47.16	52.84
9	12	2016	2	17	3,785	9.41	158	40,224	1,811	1,974	47.85	52.15
11	4	2016	6	16	3,785	9.41	159	40,224	1,929	1,856	50.96	49.04
4	19	2016	3	16	3,783	9.40	160	40,224	1,889	1,894	49.93	50.07
8	26	2016	6	17	3,783	9.40	161	40,224	1,931	1,852	51.04	48.96
10	7	2016	6	16	3,783	9.40	162	40,224	2,001	1,782	52.89	47.11
9	1	2016	5	17	3,781	9.40	163	40,224	1,973	1,808	52.18	47.82
7	21	2016	5	17	3,779	9.39	164	40,224	1,989	1,790	52.63	47.37
3	31	2016	5	16	3,778	9.39	165	40,224	1,935	1,843	51.22	48.78
4	25	2016	2	16	3,778	9.39	166	40,224	1,870	1,908	49.50	50.50
4	6	2016	4	17	3,777	9.39	167	40,224	1,809	1,968	47.90	52.10
7	26	2016	3	17	3,777	9.39	168	40,224	1,971	1,806	52.18	47.82
3	31	2016	5	17	3,776	9.39	169	40,224	1,840	1,936	48.73	51.27



MO	DY	YR	DAY OF WK	HR	HR VOL	PERCENT OF AADT	HOUR NUMBER	AADT	NORTH VOLUME	SOUTH VOLUME	PERCENT NORTH IS OF TOTAL VOLUME	PERCENT SOUTH IS OF TOTAL VOLUME
6	16	2016	5	18	3,776	9.39	170	40,224	2,028	1,748	53.71	46.29
5	3	2016	3	17	3,775	9.38	171	40,224	1,809	1,966	47.92	52.08
7	28	2016	5	17	3,774	9.38	172	40,224	1,847	1,927	48.94	51.06
3	21	2016	2	17	3,773	9.38	173	40,224	1,832	1,941	48.56	51.44
10	6	2016	5	17	3,773	9.38	174	40,224	1,867	1,906	49.48	50.52
7	12	2016	3	18	3,770	9.37	175	40,224	2,059	1,711	54.62	45.38
8	25	2016	5	17	3,770	9.37	176	40,224	1,889	1,881	50.11	49.89
4	14	2016	5	16	3,766	9.36	177	40,224	1,961	1,805	52.07	47.93
9	22	2016	5	16	3,766	9.36	178	40,224	1,977	1,789	52.50	47.50
6	15	2016	4	16	3,765	9.36	179	40,224	1,818	1,947	48.29	51.71
6	14	2016	3	18	3,764	9.36	180	40,224	2,061	1,703	54.76	45.24
7	6	2016	4	18	3,764	9.36	181	40,224	2,083	1,681	55.34	44.66
8	10	2016	4	17	3,764	9.36	182	40,224	1,840	1,924	48.88	51.12
8	9	2016	3	17	3,762	9.35	183	40,224	1,926	1,836	51.20	48.80
5	25	2016	4	16	3,756	9.34	184	40,224	1,877	1,879	49.97	50.03
6	9	2016	5	16	3,756	9.34	185	40,224	1,875	1,881	49.92	50.08
8	31	2016	4	16	3,756	9.34	186	40,224	1,924	1,832	51.22	48.78
9	14	2016	4	17	3,756	9.34	187	40,224	1,799	1,957	47.90	52.10
9	16	2016	6	17	3,755	9.34	188	40,224	1,880	1,875	50.07	49.93
5	10	2016	3	18	3,754	9.33	189	40,224	1,944	1,810	51.78	48.22
9	23	2016	6	17	3,753	9.33	190	40,224	1,953	1,800	52.04	47.96
10	26	2016	4	17	3,752	9.33	191	40,224	1,875	1,877	49.97	50.03
8	23	2016	3	17	3,751	9.33	192	40,224	1,830	1,921	48.79	51.21
5	4	2016	4	16	3,750	9.32	193	40,224	1,923	1,827	51.28	48.72
5	17	2016	3	16	3,749	9.32	194	40,224	1,869	1,880	49.85	50.15
9	7	2016	4	18	3,749	9.32	195	40,224	1,994	1,755	53.19	46.81
6	1	2016	4	16	3,747	9.32	196	40,224	1,916	1,831	51.13	48.87
6	17	2016	6	18	3,747	9.32	197	40,224	2,015	1,732	53.78	46.22
10	11	2016	3	17	3,747	9.32	198	40,224	1,803	1,944	48.12	51.88
6	23	2016	5	16	3,746	9.31	199	40,224	1,831	1,915	48.88	51.12
7	8	2016	6	18	3,745	9.31	200	40,224	2,003	1,742	53.48	46.52



AADT= 91,848      K 30 FACTOR= 7.28      K 100 FACTOR= 7.17      K 200 FACTOR= 7.08      D 30 FACTOR= 53.93



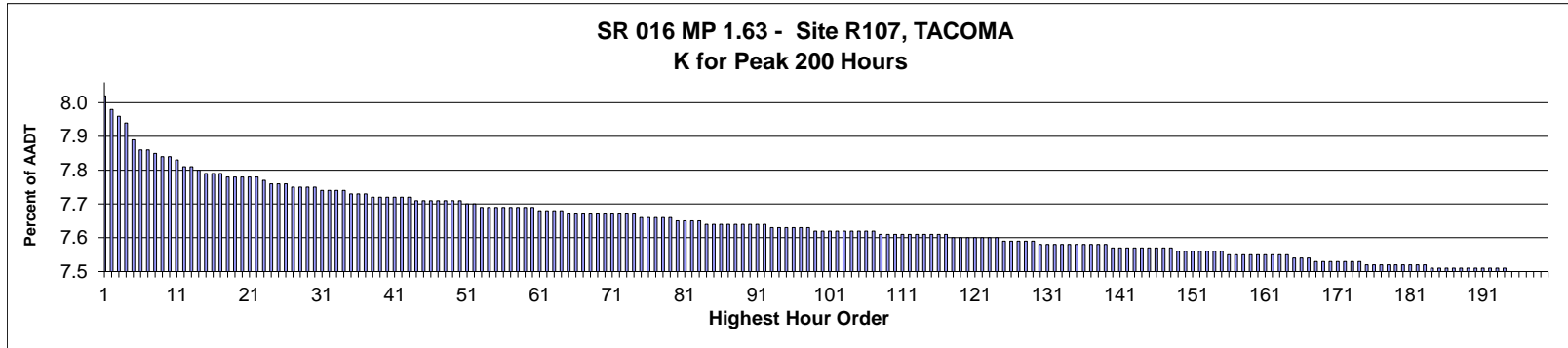
MO	DY	YR	DAY OF WK	HR	HR VOL	PERCENT OF AADT	HOUR NUMBER	AADT	EAST VOLUME	WEST VOLUME	PERCENT EAST IS OF TOTAL VOLUME	PERCENT WEST IS OF TOTAL VOLUME
11	4	2016	6	16	6,916	7.53	1	91,848	3,176	3,740	45.92	54.08
8	6	2016	7	12	6,880	7.49	2	91,848	3,604	3,276	52.38	47.62
11	11	2016	6	15	6,853	7.46	3	91,848	3,230	3,623	47.13	52.87
3	17	2016	5	16	6,827	7.43	4	91,848	3,028	3,799	44.35	55.65
5	5	2016	5	16	6,826	7.43	5	91,848	3,119	3,707	45.69	54.31
3	31	2016	5	16	6,805	7.41	6	91,848	3,036	3,769	44.61	55.39
9	30	2016	6	15	6,804	7.41	7	91,848	3,232	3,572	47.50	52.50
9	16	2016	6	15	6,799	7.40	8	91,848	3,204	3,595	47.12	52.88
4	7	2016	5	16	6,794	7.40	9	91,848	3,006	3,788	44.24	55.76
4	1	2016	6	15	6,778	7.38	10	91,848	3,149	3,629	46.46	53.54
10	22	2016	7	13	6,771	7.37	11	91,848	3,324	3,447	49.09	50.91
3	18	2016	6	16	6,762	7.36	12	91,848	3,247	3,515	48.02	51.98
10	22	2016	7	14	6,749	7.35	13	91,848	3,356	3,393	49.73	50.27
5	20	2016	6	17	6,744	7.34	14	91,848	3,227	3,517	47.85	52.15
5	20	2016	6	15	6,731	7.33	15	91,848	3,068	3,663	45.58	54.42
10	28	2016	6	15	6,730	7.33	16	91,848	3,034	3,696	45.08	54.92

MO	DY	YR	DAY OF WK	HR	HR VOL	PERCENT OF AADT	HOUR NUMBER	AADT	EAST VOLUME	WEST VOLUME	PERCENT EAST IS OF TOTAL VOLUME	PERCENT WEST IS OF TOTAL VOLUME
10	22	2016	7	16	6,725	7.32	17	91,848	3,505	3,220	52.12	47.88
8	22	2016	2	16	6,713	7.31	18	91,848	3,044	3,669	45.34	54.66
4	6	2016	4	17	6,712	7.31	19	91,848	3,050	3,662	45.44	54.56
4	29	2016	6	15	6,711	7.31	20	91,848	3,003	3,708	44.75	55.25
2	15	2016	2	16	6,708	7.30	21	91,848	3,095	3,613	46.14	53.86
9	16	2016	6	16	6,707	7.30	22	91,848	3,229	3,478	48.14	51.86
9	16	2016	6	17	6,701	7.30	23	91,848	3,213	3,488	47.95	52.05
4	15	2016	6	14	6,698	7.29	24	91,848	3,312	3,386	49.45	50.55
7	8	2016	6	17	6,692	7.29	25	91,848	3,186	3,506	47.61	52.39
9	15	2016	5	15	6,691	7.28	26	91,848	3,140	3,551	46.93	53.07
8	25	2016	5	17	6,686	7.28	27	91,848	3,230	3,456	48.31	51.69
9	8	2016	5	17	6,684	7.28	28	91,848	3,305	3,379	49.45	50.55
6	18	2016	7	13	6,683	7.28	29	91,848	3,287	3,396	49.18	50.82
9	19	2016	2	16	6,683	7.28	30	91,848	3,079	3,604	46.07	53.93
9	9	2016	6	16	6,681	7.27	31	91,848	3,232	3,449	48.38	51.62
6	20	2016	2	16	6,679	7.27	32	91,848	2,974	3,705	44.53	55.47
5	20	2016	6	18	6,670	7.26	33	91,848	3,129	3,541	46.91	53.09
12	19	2016	2	16	6,668	7.26	34	91,848	2,997	3,671	44.95	55.05
9	30	2016	6	16	6,667	7.26	35	91,848	3,146	3,521	47.19	52.81
3	8	2016	3	16	6,664	7.26	36	91,848	2,786	3,878	41.81	58.19
6	16	2016	5	15	6,664	7.26	37	91,848	3,205	3,459	48.09	51.91
5	18	2016	4	17	6,663	7.25	38	91,848	3,085	3,578	46.30	53.70
3	17	2016	5	17	6,662	7.25	39	91,848	2,907	3,755	43.64	56.36
9	22	2016	5	18	6,661	7.25	40	91,848	3,124	3,537	46.90	53.10
10	21	2016	6	16	6,655	7.25	41	91,848	3,175	3,480	47.71	52.29
2	2	2016	3	16	6,653	7.24	42	91,848	2,934	3,719	44.10	55.90
7	5	2016	3	15	6,652	7.24	43	91,848	3,190	3,462	47.96	52.04
8	4	2016	5	17	6,652	7.24	44	91,848	3,123	3,529	46.95	53.05
11	11	2016	6	14	6,649	7.24	45	91,848	3,196	3,453	48.07	51.93
4	20	2016	4	16	6,647	7.24	46	91,848	2,943	3,704	44.28	55.72
4	15	2016	6	15	6,646	7.24	47	91,848	3,178	3,468	47.82	52.18
6	15	2016	4	16	6,643	7.23	48	91,848	3,112	3,531	46.85	53.15
7	26	2016	3	15	6,642	7.23	49	91,848	3,188	3,454	48.00	52.00
6	11	2016	7	14	6,639	7.23	50	91,848	3,355	3,284	50.53	49.47
5	6	2016	6	17	6,637	7.23	51	91,848	3,156	3,481	47.55	52.45
9	24	2016	7	16	6,635	7.22	52	91,848	3,427	3,208	51.65	48.35
5	20	2016	6	16	6,632	7.22	53	91,848	3,132	3,500	47.23	52.77
9	22	2016	5	16	6,631	7.22	54	91,848	3,229	3,402	48.70	51.30
10	10	2016	2	16	6,626	7.21	55	91,848	2,920	3,706	44.07	55.93
9	16	2016	6	18	6,623	7.21	56	91,848	3,118	3,505	47.08	52.92
5	18	2016	4	16	6,622	7.21	57	91,848	3,025	3,597	45.68	54.32
10	12	2016	4	16	6,622	7.21	58	91,848	3,018	3,604	45.58	54.42
6	29	2016	4	17	6,618	7.21	59	91,848	3,118	3,500	47.11	52.89
7	27	2016	4	16	6,618	7.21	60	91,848	3,159	3,459	47.73	52.27
4	14	2016	5	17	6,617	7.20	61	91,848	3,118	3,499	47.12	52.88
5	17	2016	3	17	6,616	7.20	62	91,848	3,053	3,563	46.15	53.85
5	13	2016	6	17	6,615	7.20	63	91,848	3,202	3,413	48.41	51.59
6	16	2016	5	16	6,615	7.20	64	91,848	3,122	3,493	47.20	52.80
7	23	2016	7	15	6,615	7.20	65	91,848	3,417	3,198	51.66	48.34
8	23	2016	3	17	6,615	7.20	66	91,848	3,073	3,542	46.46	53.54
3	31	2016	5	17	6,614	7.20	67	91,848	3,002	3,612	45.39	54.61

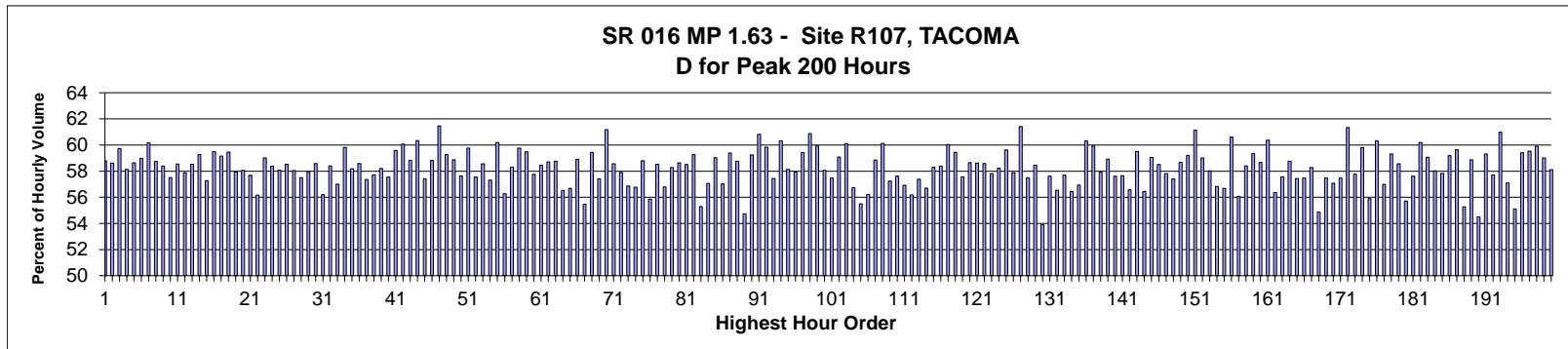
MO	DY	YR	DAY OF WK	HR	HR VOL	PERCENT OF AADT	HOUR NUMBER	AADT	EAST VOLUME	WEST VOLUME	PERCENT EAST IS OF TOTAL VOLUME	PERCENT WEST IS OF TOTAL VOLUME
9	23	2016	6	16	6,614	7.20	68	91,848	3,180	3,434	48.08	51.92
7	26	2016	3	16	6,613	7.20	69	91,848	3,162	3,451	47.81	52.19
8	11	2016	5	17	6,611	7.20	70	91,848	3,295	3,316	49.84	50.16
5	13	2016	6	16	6,610	7.20	71	91,848	3,173	3,437	48.00	52.00
9	24	2016	7	17	6,609	7.20	72	91,848	3,436	3,173	51.99	48.01
5	12	2016	5	16	6,607	7.19	73	91,848	2,973	3,634	45.00	55.00
8	13	2016	7	13	6,607	7.19	74	91,848	3,355	3,252	50.78	49.22
8	15	2016	2	16	6,607	7.19	75	91,848	3,066	3,541	46.41	53.59
5	10	2016	3	16	6,604	7.19	76	91,848	2,922	3,682	44.25	55.75
5	25	2016	4	15	6,604	7.19	77	91,848	3,181	3,423	48.17	51.83
5	20	2016	6	14	6,601	7.19	78	91,848	3,207	3,394	48.58	51.42
10	21	2016	6	15	6,601	7.19	79	91,848	3,052	3,549	46.24	53.76
11	18	2016	6	16	6,601	7.19	80	91,848	3,161	3,440	47.89	52.11
4	6	2016	4	16	6,599	7.18	81	91,848	3,016	3,583	45.70	54.30
8	1	2016	2	16	6,599	7.18	82	91,848	3,088	3,511	46.79	53.21
8	13	2016	7	14	6,599	7.18	83	91,848	3,368	3,231	51.04	48.96
9	9	2016	6	14	6,599	7.18	84	91,848	3,216	3,383	48.73	51.27
11	18	2016	6	15	6,598	7.18	85	91,848	3,096	3,502	46.92	53.08
11	30	2016	4	16	6,598	7.18	86	91,848	2,942	3,656	44.59	55.41
9	9	2016	6	15	6,595	7.18	87	91,848	3,098	3,497	46.97	53.03
11	7	2016	2	16	6,595	7.18	88	91,848	2,986	3,609	45.28	54.72
11	4	2016	6	17	6,594	7.18	89	91,848	3,140	3,454	47.62	52.38
3	25	2016	6	15	6,593	7.18	90	91,848	3,065	3,528	46.49	53.51
8	9	2016	3	17	6,593	7.18	91	91,848	3,109	3,484	47.16	52.84
5	27	2016	6	15	6,592	7.18	92	91,848	3,044	3,548	46.18	53.82
7	7	2016	5	15	6,591	7.18	93	91,848	2,958	3,633	44.88	55.12
3	8	2016	3	17	6,589	7.17	94	91,848	2,867	3,722	43.51	56.49
7	27	2016	4	18	6,588	7.17	95	91,848	3,141	3,447	47.68	52.32
7	29	2016	6	16	6,588	7.17	96	91,848	3,234	3,354	49.09	50.91
4	8	2016	6	17	6,587	7.17	97	91,848	3,032	3,555	46.03	53.97
6	3	2016	6	14	6,587	7.17	98	91,848	3,249	3,338	49.32	50.68
9	12	2016	2	16	6,587	7.17	99	91,848	3,012	3,575	45.73	54.27
10	7	2016	6	16	6,587	7.17	100	91,848	3,100	3,487	47.06	52.94
11	18	2016	6	14	6,587	7.17	101	91,848	3,229	3,358	49.02	50.98
5	25	2016	4	17	6,586	7.17	102	91,848	3,080	3,506	46.77	53.23
5	13	2016	6	15	6,585	7.17	103	91,848	3,190	3,395	48.44	51.56
8	9	2016	3	16	6,585	7.17	104	91,848	3,065	3,520	46.55	53.45
5	3	2016	3	16	6,582	7.17	105	91,848	2,871	3,711	43.62	56.38
6	22	2016	4	17	6,581	7.17	106	91,848	3,055	3,526	46.42	53.58
7	8	2016	6	18	6,581	7.17	107	91,848	3,150	3,431	47.87	52.13
4	15	2016	6	16	6,579	7.16	108	91,848	3,091	3,488	46.98	53.02
6	30	2016	5	16	6,578	7.16	109	91,848	3,048	3,530	46.34	53.66
9	8	2016	5	16	6,578	7.16	110	91,848	3,072	3,506	46.70	53.30
9	9	2016	6	17	6,578	7.16	111	91,848	3,118	3,460	47.40	52.60
9	30	2016	6	17	6,577	7.16	112	91,848	3,089	3,488	46.97	53.03
9	14	2016	4	17	6,576	7.16	113	91,848	3,044	3,532	46.29	53.71
4	22	2016	6	15	6,575	7.16	114	91,848	2,983	3,592	45.37	54.63
7	23	2016	7	13	6,575	7.16	115	91,848	3,210	3,365	48.82	51.18
10	12	2016	4	17	6,575	7.16	116	91,848	3,080	3,495	46.84	53.16
3	25	2016	6	16	6,573	7.16	117	91,848	2,993	3,580	45.53	54.47
3	30	2016	4	16	6,573	7.16	118	91,848	2,741	3,832	41.70	58.30

MO	DY	YR	DAY OF WK	HR	HR VOL	PERCENT OF AADT	HOUR NUMBER	AADT	EAST VOLUME	WEST VOLUME	PERCENT EAST IS OF TOTAL VOLUME	PERCENT WEST IS OF TOTAL VOLUME
8	25	2016	5	15	6,572	7.16	119	91,848	2,990	3,582	45.50	54.50
5	23	2016	2	16	6,570	7.15	120	91,848	2,878	3,692	43.81	56.19
7	6	2016	4	17	6,570	7.15	121	91,848	3,050	3,520	46.42	53.58
6	15	2016	4	17	6,567	7.15	122	91,848	2,966	3,601	45.17	54.83
7	29	2016	6	17	6,566	7.15	123	91,848	3,219	3,347	49.03	50.97
9	12	2016	2	17	6,565	7.15	124	91,848	3,045	3,520	46.38	53.62
3	24	2016	5	16	6,563	7.15	125	91,848	2,863	3,700	43.62	56.38
8	13	2016	7	12	6,563	7.15	126	91,848	3,396	3,167	51.74	48.26
11	10	2016	5	16	6,563	7.15	127	91,848	3,134	3,429	47.75	52.25
9	2	2016	6	14	6,562	7.14	128	91,848	3,215	3,347	48.99	51.01
8	18	2016	5	17	6,561	7.14	129	91,848	3,198	3,363	48.74	51.26
9	21	2016	4	17	6,559	7.14	130	91,848	3,037	3,522	46.30	53.70
6	10	2016	6	15	6,556	7.14	131	91,848	3,003	3,553	45.81	54.19
2	18	2016	5	16	6,554	7.14	132	91,848	2,905	3,649	44.32	55.68
7	16	2016	7	13	6,553	7.13	133	91,848	3,224	3,329	49.20	50.80
5	3	2016	3	17	6,552	7.13	134	91,848	2,985	3,567	45.56	54.44
5	6	2016	6	15	6,552	7.13	135	91,848	2,969	3,583	45.31	54.69
8	6	2016	7	13	6,551	7.13	136	91,848	3,451	3,100	52.68	47.32
9	24	2016	7	18	6,550	7.13	137	91,848	3,339	3,211	50.98	49.02
9	21	2016	4	18	6,548	7.13	138	91,848	3,020	3,528	46.12	53.88
10	21	2016	6	14	6,548	7.13	139	91,848	3,147	3,401	48.06	51.94
3	31	2016	5	15	6,546	7.13	140	91,848	3,057	3,489	46.70	53.30
6	10	2016	6	14	6,546	7.13	141	91,848	3,202	3,344	48.92	51.08
7	27	2016	4	17	6,546	7.13	142	91,848	3,076	3,470	46.99	53.01
4	7	2016	5	15	6,545	7.13	143	91,848	2,965	3,580	45.30	54.70
5	27	2016	6	14	6,545	7.13	144	91,848	3,071	3,474	46.92	53.08
8	6	2016	7	14	6,545	7.13	145	91,848	3,317	3,228	50.68	49.32
10	28	2016	6	17	6,543	7.12	146	91,848	3,068	3,475	46.89	53.11
9	27	2016	3	16	6,541	7.12	147	91,848	2,936	3,605	44.89	55.11
7	14	2016	5	17	6,540	7.12	148	91,848	3,059	3,481	46.77	53.23
4	1	2016	6	16	6,538	7.12	149	91,848	3,023	3,515	46.24	53.76
7	5	2016	3	16	6,538	7.12	150	91,848	3,187	3,351	48.75	51.25
8	25	2016	5	16	6,538	7.12	151	91,848	3,117	3,421	47.68	52.32
10	19	2016	4	16	6,538	7.12	152	91,848	2,900	3,638	44.36	55.64
11	11	2016	6	16	6,538	7.12	153	91,848	3,210	3,328	49.10	50.90
1	29	2016	6	16	6,536	7.12	154	91,848	3,033	3,503	46.40	53.60
3	2	2016	4	16	6,536	7.12	155	91,848	2,832	3,704	43.33	56.67
6	1	2016	4	18	6,536	7.12	156	91,848	2,944	3,592	45.04	54.96
6	22	2016	4	18	6,535	7.12	157	91,848	2,967	3,568	45.40	54.60
8	11	2016	5	18	6,535	7.12	158	91,848	3,160	3,375	48.36	51.64
12	21	2016	4	15	6,535	7.12	159	91,848	2,976	3,559	45.54	54.46
9	14	2016	4	18	6,533	7.11	160	91,848	3,063	3,470	46.89	53.11
6	30	2016	5	17	6,532	7.11	161	91,848	3,019	3,513	46.22	53.78
8	10	2016	4	17	6,532	7.11	162	91,848	3,112	3,420	47.64	52.36
10	20	2016	5	17	6,532	7.11	163	91,848	2,941	3,591	45.02	54.98
7	13	2016	4	16	6,531	7.11	164	91,848	3,057	3,474	46.81	53.19
5	11	2016	4	17	6,529	7.11	165	91,848	3,006	3,523	46.04	53.96
9	9	2016	6	18	6,529	7.11	166	91,848	3,179	3,350	48.69	51.31
10	28	2016	6	16	6,529	7.11	167	91,848	3,097	3,432	47.43	52.57
12	20	2016	3	16	6,529	7.11	168	91,848	3,008	3,521	46.07	53.93
5	10	2016	3	17	6,528	7.11	169	91,848	3,035	3,493	46.49	53.51

MO	DY	YR	DAY OF WK	HR	HR VOL	PERCENT OF AADT	HOUR NUMBER	AADT	EAST VOLUME	WEST VOLUME	PERCENT EAST IS OF TOTAL VOLUME	PERCENT WEST IS OF TOTAL VOLUME
5	26	2016	5	17	6,528	7.11	170	91,848	3,011	3,517	46.12	53.88
8	4	2016	5	18	6,528	7.11	171	91,848	3,096	3,432	47.43	52.57
8	12	2016	6	16	6,528	7.11	172	91,848	3,205	3,323	49.10	50.90
6	30	2016	5	18	6,527	7.11	173	91,848	3,045	3,482	46.65	53.35
11	23	2016	4	15	6,527	7.11	174	91,848	3,070	3,457	47.04	52.96
3	30	2016	4	17	6,526	7.11	175	91,848	2,820	3,706	43.21	56.79
10	7	2016	6	17	6,526	7.11	176	91,848	3,067	3,459	47.00	53.00
6	29	2016	4	16	6,525	7.10	177	91,848	2,988	3,537	45.79	54.21
8	17	2016	4	15	6,525	7.10	178	91,848	3,009	3,516	46.11	53.89
10	7	2016	6	18	6,523	7.10	179	91,848	3,100	3,423	47.52	52.48
3	15	2016	3	17	6,521	7.10	180	91,848	2,923	3,598	44.82	55.18
7	8	2016	6	16	6,521	7.10	181	91,848	3,103	3,418	47.58	52.42
9	23	2016	6	15	6,521	7.10	182	91,848	3,015	3,506	46.24	53.76
9	29	2016	5	17	6,521	7.10	183	91,848	3,032	3,489	46.50	53.50
9	30	2016	6	18	6,519	7.10	184	91,848	3,103	3,416	47.60	52.40
10	5	2016	4	17	6,519	7.10	185	91,848	2,914	3,605	44.70	55.30
2	23	2016	3	17	6,518	7.10	186	91,848	2,948	3,570	45.23	54.77
6	2	2016	5	16	6,518	7.10	187	91,848	2,981	3,537	45.73	54.27
9	17	2016	7	14	6,518	7.10	188	91,848	3,272	3,246	50.20	49.80
6	3	2016	6	16	6,517	7.10	189	91,848	3,077	3,440	47.21	52.79
7	21	2016	5	15	6,517	7.10	190	91,848	3,017	3,500	46.29	53.71
8	29	2016	2	16	6,516	7.09	191	91,848	2,942	3,574	45.15	54.85
2	29	2016	2	17	6,513	7.09	192	91,848	2,744	3,769	42.13	57.87
6	21	2016	3	16	6,513	7.09	193	91,848	2,866	3,647	44.00	56.00
12	14	2016	4	16	6,510	7.09	194	91,848	2,992	3,518	45.96	54.04
9	15	2016	5	18	6,509	7.09	195	91,848	3,089	3,420	47.46	52.54
9	23	2016	6	18	6,509	7.09	196	91,848	3,117	3,392	47.89	52.11
4	27	2016	4	16	6,508	7.09	197	91,848	2,998	3,510	46.07	53.93
9	24	2016	7	15	6,508	7.09	198	91,848	3,128	3,380	48.06	51.94
4	27	2016	4	17	6,507	7.08	199	91,848	2,952	3,555	45.37	54.63
9	23	2016	6	17	6,507	7.08	200	91,848	3,100	3,407	47.64	52.36



AADT= 124,807      K 30 FACTOR= 7.79      K 100 FACTOR= 7.66      K 200 FACTOR= 7.54      D 30 FACTOR= 58.59



MO	DY	YR	DAY OF WK	HR	HR VOL	PERCENT OF AADT	HOUR NUMBER	AADT	EAST VOLUME	WEST VOLUME	PERCENT IS OF TOTAL VOLUME	PERCENT IS OF TOTAL VOLUME
4	14	2016	5	17	10,061	8.06	1	124,807	4,146	5,915	41.21	58.79
7	21	2016	5	18	10,006	8.02	2	124,807	4,141	5,865	41.39	58.61
4	13	2016	4	18	9,986	8.00	3	124,807	4,022	5,964	40.28	59.72
10	12	2016	4	17	9,961	7.98	4	124,807	4,170	5,791	41.86	58.14
3	15	2016	3	17	9,899	7.93	5	124,807	4,095	5,804	41.37	58.63
2	23	2016	3	18	9,860	7.90	6	124,807	4,046	5,814	41.03	58.97
3	16	2016	4	18	9,855	7.90	7	124,807	3,926	5,929	39.84	60.16
6	1	2016	4	18	9,842	7.89	8	124,807	4,060	5,782	41.25	58.75
10	25	2016	3	17	9,837	7.88	9	124,807	4,094	5,743	41.62	58.38
5	25	2016	4	18	9,834	7.88	10	124,807	4,179	5,655	42.50	57.50
10	12	2016	4	18	9,817	7.87	11	124,807	4,069	5,748	41.45	58.55
9	29	2016	5	17	9,801	7.85	12	124,807	4,127	5,674	42.11	57.89
3	30	2016	4	17	9,792	7.85	13	124,807	4,062	5,730	41.48	58.52
3	15	2016	3	18	9,780	7.84	14	124,807	3,983	5,797	40.73	59.27
4	15	2016	6	17	9,776	7.83	15	124,807	4,177	5,599	42.73	57.27
2	23	2016	3	17	9,775	7.83	16	124,807	3,960	5,815	40.51	59.49

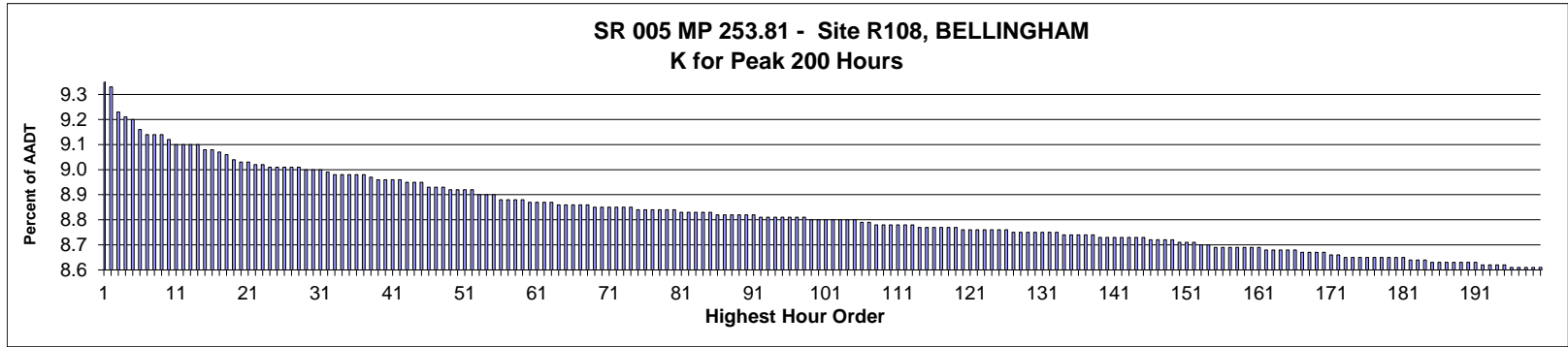
MO	DY	YR	DAY OF WK	HR	HR VOL	PERCENT OF AADT	HOUR NUMBER	AADT	EAST VOLUME	WEST VOLUME	PERCENT	PERCENT
											EAST IS OF TOTAL VOLUME	WEST IS OF TOTAL VOLUME
7	28	2016	5	18	9,774	7.83	17	124,807	3,993	5,781	40.85	59.15
3	24	2016	5	18	9,766	7.82	18	124,807	3,959	5,807	40.54	59.46
6	2	2016	5	18	9,762	7.82	19	124,807	4,107	5,655	42.07	57.93
9	20	2016	3	17	9,756	7.82	20	124,807	4,091	5,665	41.93	58.07
4	27	2016	4	17	9,755	7.82	21	124,807	4,127	5,628	42.31	57.69
5	18	2016	4	17	9,754	7.82	22	124,807	4,275	5,479	43.83	56.17
2	9	2016	3	17	9,748	7.81	23	124,807	3,995	5,753	40.98	59.02
10	20	2016	5	17	9,740	7.80	24	124,807	4,053	5,687	41.61	58.39
4	26	2016	3	18	9,738	7.80	25	124,807	4,082	5,656	41.92	58.08
10	27	2016	5	17	9,733	7.80	26	124,807	4,036	5,697	41.47	58.53
6	7	2016	3	17	9,727	7.79	27	124,807	4,081	5,646	41.96	58.04
6	29	2016	4	18	9,725	7.79	28	124,807	4,133	5,592	42.50	57.50
5	3	2016	3	17	9,724	7.79	29	124,807	4,086	5,638	42.02	57.98
3	31	2016	5	17	9,719	7.79	30	124,807	4,025	5,694	41.41	58.59
5	20	2016	6	17	9,714	7.78	31	124,807	4,254	5,460	43.79	56.21
6	30	2016	5	18	9,714	7.78	32	124,807	4,041	5,673	41.60	58.40
10	7	2016	6	17	9,712	7.78	33	124,807	4,176	5,536	43.00	57.00
10	3	2016	2	18	9,707	7.78	34	124,807	3,900	5,807	40.18	59.82
7	14	2016	5	18	9,702	7.77	35	124,807	4,057	5,645	41.82	58.18
7	13	2016	4	18	9,701	7.77	36	124,807	4,017	5,684	41.41	58.59
2	25	2016	5	17	9,694	7.77	37	124,807	4,133	5,561	42.63	57.37
6	1	2016	4	17	9,691	7.76	38	124,807	4,096	5,595	42.27	57.73
9	29	2016	5	18	9,690	7.76	39	124,807	4,049	5,641	41.79	58.21
9	21	2016	4	17	9,689	7.76	40	124,807	4,113	5,576	42.45	57.55
3	22	2016	3	18	9,686	7.76	41	124,807	3,915	5,771	40.42	59.58
3	8	2016	3	17	9,685	7.76	42	124,807	3,868	5,817	39.94	60.06
9	28	2016	4	18	9,684	7.76	43	124,807	3,986	5,698	41.16	58.84
2	10	2016	4	18	9,678	7.75	44	124,807	3,838	5,840	39.66	60.34
9	22	2016	5	17	9,677	7.75	45	124,807	4,121	5,556	42.59	57.41
7	26	2016	3	18	9,676	7.75	46	124,807	3,986	5,690	41.19	58.81
2	29	2016	2	17	9,673	7.75	47	124,807	3,727	5,946	38.53	61.47
4	14	2016	5	18	9,673	7.75	48	124,807	3,941	5,732	40.74	59.26
4	28	2016	5	18	9,669	7.75	49	124,807	3,977	5,692	41.13	58.87
3	3	2016	5	17	9,667	7.75	50	124,807	4,096	5,571	42.37	57.63
2	24	2016	4	18	9,654	7.74	51	124,807	3,885	5,769	40.24	59.76
5	25	2016	4	17	9,654	7.74	52	124,807	4,098	5,556	42.45	57.55
3	17	2016	5	17	9,651	7.73	53	124,807	3,998	5,653	41.43	58.57
6	22	2016	4	18	9,651	7.73	54	124,807	4,119	5,532	42.68	57.32
1	26	2016	3	17	9,650	7.73	55	124,807	3,841	5,809	39.80	60.20
4	7	2016	5	17	9,650	7.73	56	124,807	4,220	5,430	43.73	56.27
7	27	2016	4	18	9,647	7.73	57	124,807	4,024	5,623	41.71	58.29
5	24	2016	3	18	9,646	7.73	58	124,807	3,881	5,765	40.23	59.77
4	13	2016	4	17	9,645	7.73	59	124,807	3,908	5,737	40.52	59.48
10	6	2016	5	17	9,643	7.73	60	124,807	4,073	5,570	42.24	57.76
3	2	2016	4	17	9,639	7.72	61	124,807	4,004	5,635	41.54	58.46
5	4	2016	4	17	9,639	7.72	62	124,807	3,980	5,659	41.29	58.71
11	29	2016	3	17	9,632	7.72	63	124,807	3,972	5,660	41.24	58.76
3	16	2016	4	17	9,629	7.72	64	124,807	4,187	5,442	43.48	56.52
5	13	2016	6	17	9,627	7.71	65	124,807	4,169	5,458	43.31	56.69
10	5	2016	4	17	9,627	7.71	66	124,807	3,957	5,670	41.10	58.90
9	16	2016	6	17	9,626	7.71	67	124,807	4,287	5,339	44.54	55.46



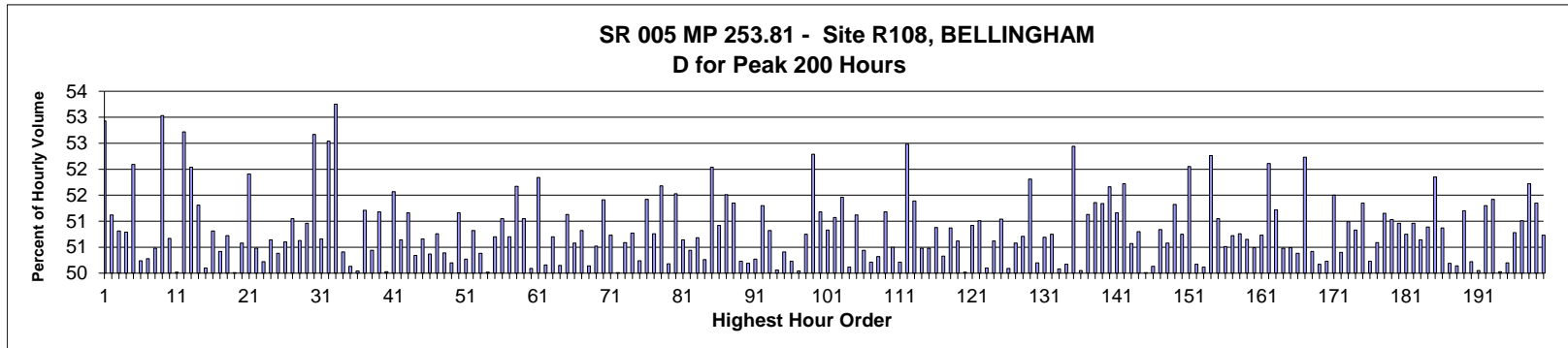
MO	DY	YR	DAY OF WK	HR	HR VOL	PERCENT OF AADT	HOUR NUMBER	AADT	EAST VOLUME	WEST VOLUME	PERCENT EAST IS OF TOTAL VOLUME	PERCENT WEST IS OF TOTAL VOLUME
4	11	2016	2	17	9,625	7.71	68	124,807	3,903	5,722	40.55	59.45
4	28	2016	5	17	9,623	7.71	69	124,807	4,098	5,525	42.59	57.41
3	8	2016	3	18	9,619	7.71	70	124,807	3,735	5,884	38.83	61.17
9	28	2016	4	17	9,618	7.71	71	124,807	3,986	5,632	41.44	58.56
7	20	2016	4	18	9,617	7.71	72	124,807	4,049	5,568	42.10	57.90
7	21	2016	5	17	9,617	7.71	73	124,807	4,148	5,469	43.13	56.87
9	30	2016	6	17	9,617	7.71	74	124,807	4,156	5,461	43.22	56.78
4	26	2016	3	17	9,616	7.70	75	124,807	3,963	5,653	41.21	58.79
4	1	2016	6	16	9,614	7.70	76	124,807	4,244	5,370	44.14	55.86
4	5	2016	3	17	9,612	7.70	77	124,807	3,987	5,625	41.48	58.52
9	22	2016	5	18	9,611	7.70	78	124,807	4,152	5,459	43.20	56.80
1	14	2016	5	17	9,606	7.70	79	124,807	4,009	5,597	41.73	58.27
12	14	2016	4	17	9,601	7.69	80	124,807	3,972	5,629	41.37	58.63
5	17	2016	3	17	9,598	7.69	81	124,807	3,982	5,616	41.49	58.51
3	3	2016	5	18	9,595	7.69	82	124,807	3,908	5,687	40.73	59.27
11	18	2016	6	16	9,592	7.69	83	124,807	4,289	5,303	44.71	55.29
6	16	2016	5	18	9,591	7.68	84	124,807	4,118	5,473	42.94	57.06
2	24	2016	4	17	9,586	7.68	85	124,807	3,927	5,659	40.97	59.03
6	30	2016	5	17	9,585	7.68	86	124,807	4,119	5,466	42.97	57.03
2	2	2016	3	17	9,584	7.68	87	124,807	3,892	5,692	40.61	59.39
9	26	2016	2	17	9,584	7.68	88	124,807	3,952	5,632	41.24	58.76
5	20	2016	6	16	9,581	7.68	89	124,807	4,337	5,244	45.27	54.73
2	9	2016	3	18	9,579	7.68	90	124,807	3,904	5,675	40.76	59.24
2	10	2016	4	17	9,579	7.68	91	124,807	3,753	5,826	39.18	60.82
11	1	2016	3	17	9,579	7.68	92	124,807	3,848	5,731	40.17	59.83
6	2	2016	5	17	9,576	7.67	93	124,807	4,076	5,500	42.56	57.44
5	16	2016	2	18	9,574	7.67	94	124,807	3,799	5,775	39.68	60.32
6	7	2016	3	18	9,574	7.67	95	124,807	4,008	5,566	41.86	58.14
9	20	2016	3	18	9,573	7.67	96	124,807	4,027	5,546	42.07	57.93
6	28	2016	3	18	9,571	7.67	97	124,807	3,884	5,687	40.58	59.42
1	14	2016	5	18	9,569	7.67	98	124,807	3,743	5,826	39.12	60.88
2	17	2016	4	17	9,566	7.66	99	124,807	3,834	5,732	40.08	59.92
5	10	2016	3	17	9,565	7.66	100	124,807	4,011	5,554	41.93	58.07
7	27	2016	4	17	9,565	7.66	101	124,807	4,068	5,497	42.53	57.47
7	6	2016	4	18	9,562	7.66	102	124,807	3,912	5,650	40.91	59.09
3	30	2016	4	18	9,561	7.66	103	124,807	3,814	5,747	39.89	60.11
7	19	2016	3	17	9,558	7.66	104	124,807	4,136	5,422	43.27	56.73
10	7	2016	6	16	9,557	7.66	105	124,807	4,253	5,304	44.50	55.50
6	15	2016	4	18	9,556	7.66	106	124,807	4,184	5,372	43.78	56.22
10	3	2016	2	17	9,555	7.66	107	124,807	3,932	5,623	41.15	58.85
11	7	2016	2	17	9,552	7.65	108	124,807	3,809	5,743	39.88	60.12
7	14	2016	5	17	9,548	7.65	109	124,807	4,083	5,465	42.76	57.24
9	27	2016	3	17	9,548	7.65	110	124,807	4,047	5,501	42.39	57.61
5	12	2016	5	17	9,545	7.65	111	124,807	4,112	5,433	43.08	56.92
7	20	2016	4	17	9,545	7.65	112	124,807	4,183	5,362	43.82	56.18
7	28	2016	5	17	9,545	7.65	113	124,807	4,068	5,477	42.62	57.38
9	15	2016	5	17	9,545	7.65	114	124,807	4,132	5,413	43.29	56.71
11	9	2016	4	17	9,545	7.65	115	124,807	3,980	5,565	41.70	58.30
12	7	2016	4	17	9,543	7.65	116	124,807	3,972	5,571	41.62	58.38
10	4	2016	3	18	9,542	7.65	117	124,807	3,814	5,728	39.97	60.03
2	17	2016	4	18	9,541	7.64	118	124,807	3,870	5,671	40.56	59.44

MO	DY	YR	DAY OF WK	HR	HR VOL	PERCENT OF AADT	HOUR NUMBER	AADT	EAST VOLUME	WEST VOLUME	PERCENT EAST IS OF TOTAL VOLUME	PERCENT WEST IS OF TOTAL VOLUME
6	15	2016	4	17	9,540	7.64	119	124,807	4,048	5,492	42.43	57.57
9	19	2016	2	17	9,538	7.64	120	124,807	3,944	5,594	41.35	58.65
1	20	2016	4	17	9,535	7.64	121	124,807	3,946	5,589	41.38	58.62
4	7	2016	5	18	9,534	7.64	122	124,807	3,948	5,586	41.41	58.59
6	28	2016	3	17	9,532	7.64	123	124,807	4,021	5,511	42.18	57.82
2	18	2016	5	17	9,530	7.64	124	124,807	3,982	5,548	41.78	58.22
7	12	2016	3	18	9,526	7.63	125	124,807	3,847	5,679	40.38	59.62
9	13	2016	3	17	9,525	7.63	126	124,807	4,011	5,514	42.11	57.89
2	29	2016	2	18	9,524	7.63	127	124,807	3,675	5,849	38.59	61.41
5	26	2016	5	18	9,521	7.63	128	124,807	4,047	5,474	42.51	57.49
9	14	2016	4	18	9,519	7.63	129	124,807	3,955	5,564	41.55	58.45
9	16	2016	6	16	9,515	7.62	130	124,807	4,387	5,128	46.11	53.89
5	10	2016	3	18	9,514	7.62	131	124,807	4,033	5,481	42.39	57.61
9	9	2016	6	17	9,514	7.62	132	124,807	4,134	5,380	43.45	56.55
9	12	2016	2	17	9,513	7.62	133	124,807	4,023	5,490	42.29	57.71
10	7	2016	6	18	9,513	7.62	134	124,807	4,142	5,371	43.54	56.46
5	26	2016	5	17	9,512	7.62	135	124,807	4,096	5,416	43.06	56.94
2	4	2016	5	18	9,511	7.62	136	124,807	3,774	5,737	39.68	60.32
4	11	2016	2	18	9,508	7.62	137	124,807	3,811	5,697	40.08	59.92
7	13	2016	4	17	9,505	7.62	138	124,807	4,000	5,505	42.08	57.92
9	21	2016	4	18	9,505	7.62	139	124,807	3,905	5,600	41.08	58.92
5	18	2016	4	18	9,503	7.61	140	124,807	4,027	5,476	42.38	57.62
2	2	2016	3	18	9,501	7.61	141	124,807	4,024	5,477	42.35	57.65
2	5	2016	6	17	9,497	7.61	142	124,807	4,124	5,373	43.42	56.58
5	23	2016	2	17	9,496	7.61	143	124,807	3,846	5,650	40.50	59.50
6	22	2016	4	17	9,495	7.61	144	124,807	4,135	5,360	43.55	56.45
10	17	2016	2	18	9,494	7.61	145	124,807	3,889	5,605	40.96	59.04
5	19	2016	5	17	9,493	7.61	146	124,807	3,939	5,554	41.49	58.51
7	26	2016	3	17	9,493	7.61	147	124,807	4,004	5,489	42.18	57.82
4	1	2016	6	17	9,492	7.61	148	124,807	4,044	5,448	42.60	57.40
1	28	2016	5	18	9,489	7.60	149	124,807	3,921	5,568	41.32	58.68
3	17	2016	5	18	9,486	7.60	150	124,807	3,869	5,617	40.79	59.21
4	5	2016	3	18	9,486	7.60	151	124,807	3,686	5,800	38.86	61.14
9	19	2016	2	18	9,484	7.60	152	124,807	3,887	5,597	40.98	59.02
11	10	2016	5	17	9,483	7.60	153	124,807	3,980	5,503	41.97	58.03
6	9	2016	5	18	9,482	7.60	154	124,807	4,093	5,389	43.17	56.83
9	23	2016	6	17	9,481	7.60	155	124,807	4,106	5,375	43.31	56.69
11	2	2016	4	17	9,478	7.59	156	124,807	3,733	5,745	39.39	60.61
4	15	2016	6	16	9,477	7.59	157	124,807	4,162	5,315	43.92	56.08
3	24	2016	5	17	9,476	7.59	158	124,807	3,941	5,535	41.59	58.41
1	13	2016	4	17	9,475	7.59	159	124,807	3,851	5,624	40.64	59.36
3	18	2016	6	17	9,474	7.59	160	124,807	3,915	5,559	41.32	58.68
2	16	2016	3	18	9,472	7.59	161	124,807	3,753	5,719	39.62	60.38
5	6	2016	6	17	9,469	7.59	162	124,807	4,132	5,337	43.64	56.36
5	24	2016	3	17	9,468	7.59	163	124,807	4,017	5,451	42.43	57.57
6	21	2016	3	17	9,468	7.59	164	124,807	3,904	5,564	41.23	58.77
6	8	2016	4	17	9,465	7.58	165	124,807	4,028	5,437	42.56	57.44
6	21	2016	3	18	9,465	7.58	166	124,807	4,025	5,440	42.53	57.47
11	18	2016	6	17	9,461	7.58	167	124,807	3,948	5,513	41.73	58.27
5	26	2016	5	16	9,451	7.57	168	124,807	4,264	5,187	45.12	54.88
5	12	2016	5	18	9,449	7.57	169	124,807	4,019	5,430	42.53	57.47

MO	DY	YR	DAY OF WK	HR	HR VOL	PERCENT OF AADT	HOUR NUMBER	AADT	EAST VOLUME	WEST VOLUME	PERCENT EAST IS OF TOTAL VOLUME	PERCENT WEST IS OF TOTAL VOLUME
7	12	2016	3	17	9,447	7.57	170	124,807	4,055	5,392	42.92	57.08
11	17	2016	5	17	9,447	7.57	171	124,807	4,018	5,429	42.53	57.47
1	13	2016	4	18	9,445	7.57	172	124,807	3,651	5,794	38.66	61.34
4	20	2016	4	17	9,443	7.57	173	124,807	3,988	5,455	42.23	57.77
5	17	2016	3	18	9,442	7.57	174	124,807	3,796	5,646	40.20	59.80
4	13	2016	4	16	9,441	7.56	175	124,807	4,164	5,277	44.11	55.89
4	6	2016	4	18	9,439	7.56	176	124,807	3,745	5,694	39.68	60.32
4	21	2016	5	17	9,438	7.56	177	124,807	4,060	5,378	43.02	56.98
5	16	2016	2	17	9,438	7.56	178	124,807	3,839	5,599	40.68	59.32
11	14	2016	2	17	9,435	7.56	179	124,807	3,909	5,526	41.43	58.57
6	9	2016	5	17	9,433	7.56	180	124,807	4,177	5,256	44.28	55.72
5	11	2016	4	18	9,432	7.56	181	124,807	3,998	5,434	42.39	57.61
1	6	2016	4	18	9,430	7.56	182	124,807	3,754	5,676	39.81	60.19
7	18	2016	2	18	9,430	7.56	183	124,807	3,861	5,569	40.94	59.06
5	31	2016	3	17	9,428	7.55	184	124,807	3,957	5,471	41.97	58.03
4	21	2016	5	18	9,427	7.55	185	124,807	3,975	5,452	42.17	57.83
3	10	2016	5	18	9,426	7.55	186	124,807	3,847	5,579	40.81	59.19
5	5	2016	5	18	9,425	7.55	187	124,807	3,804	5,621	40.36	59.64
10	28	2016	6	16	9,425	7.55	188	124,807	4,216	5,209	44.73	55.27
3	22	2016	3	17	9,424	7.55	189	124,807	3,876	5,548	41.13	58.87
4	29	2016	6	16	9,422	7.55	190	124,807	4,287	5,135	45.50	54.50
5	31	2016	3	18	9,422	7.55	191	124,807	3,834	5,588	40.69	59.31
11	8	2016	3	17	9,420	7.55	192	124,807	3,985	5,435	42.30	57.70
2	1	2016	2	17	9,419	7.55	193	124,807	3,675	5,744	39.02	60.98
10	28	2016	6	17	9,418	7.55	194	124,807	4,041	5,377	42.91	57.09
3	24	2016	5	16	9,416	7.54	195	124,807	4,228	5,188	44.90	55.10
10	10	2016	2	17	9,416	7.54	196	124,807	3,823	5,593	40.60	59.40
10	31	2016	2	17	9,415	7.54	197	124,807	3,810	5,605	40.47	59.53
2	8	2016	2	18	9,413	7.54	198	124,807	3,774	5,639	40.09	59.91
6	20	2016	2	18	9,412	7.54	199	124,807	3,857	5,555	40.98	59.02
1	28	2016	5	17	9,411	7.54	200	124,807	3,941	5,470	41.88	58.12



**AADT= 79,584      K 30 FACTOR= 8.95      K 100 FACTOR= 8.75      K 200 FACTOR= 8.56      D 30 FACTOR= 52.67**



MO	DY	YR	DAY OF WK	HR	HR VOL	PERCENT OF AADT	HOUR NUMBER	AADT	NORTH VOLUME	SOUTH VOLUME	PERCENT NORTH IS OF TOTAL VOLUME	PERCENT SOUTH IS OF TOTAL VOLUME
5	20	2016	6	17	7,427	9.33	1	79,584	3,496	3,931	47.07	52.93
9	23	2016	6	17	7,385	9.28	2	79,584	3,775	3,610	51.12	48.88
6	30	2016	5	18	7,303	9.18	3	79,584	3,592	3,711	49.19	50.81
10	7	2016	6	17	7,287	9.16	4	79,584	3,701	3,586	50.79	49.21
9	16	2016	6	17	7,284	9.15	5	79,584	3,490	3,794	47.91	52.09
11	4	2016	6	17	7,247	9.11	6	79,584	3,606	3,641	49.76	50.24
9	2	2016	6	17	7,238	9.09	7	79,584	3,639	3,599	50.28	49.72
8	12	2016	6	17	7,236	9.09	8	79,584	3,653	3,583	50.48	49.52
8	1	2016	2	17	7,233	9.09	9	79,584	3,836	3,397	53.03	46.97
5	19	2016	5	17	7,218	9.07	10	79,584	3,561	3,657	49.33	50.67
6	3	2016	6	17	7,203	9.05	11	79,584	3,600	3,603	49.98	50.02
4	1	2016	6	17	7,202	9.05	12	79,584	3,797	3,405	52.72	47.28
5	4	2016	4	18	7,202	9.05	13	79,584	3,748	3,454	52.04	47.96
10	28	2016	6	17	7,202	9.05	14	79,584	3,507	3,695	48.69	51.31
11	10	2016	5	17	7,188	9.03	15	79,584	3,587	3,601	49.90	50.10
6	10	2016	6	17	7,184	9.03	16	79,584	3,534	3,650	49.19	50.81

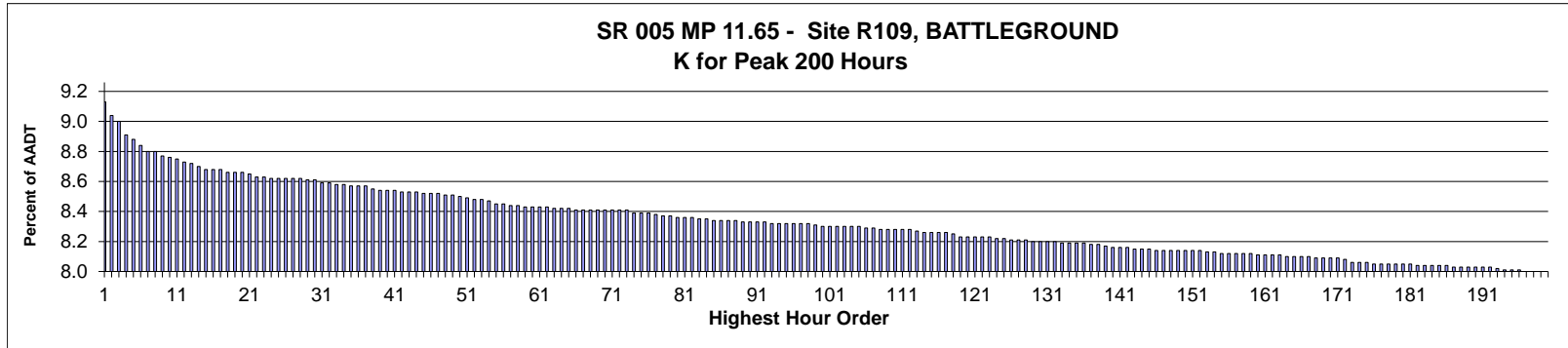
MO	DY	YR	DAY OF WK	HR	HR VOL	PERCENT OF AADT	HOUR NUMBER	AADT	NORTH VOLUME	SOUTH VOLUME	PERCENT NORTH IS OF TOTAL VOLUME	PERCENT SOUTH IS OF TOTAL VOLUME
6	7	2016	3	18	7,177	9.02	17	79,584	3,558	3,619	49.58	50.42
9	20	2016	3	17	7,173	9.01	18	79,584	3,535	3,638	49.28	50.72
9	22	2016	5	17	7,156	8.99	19	79,584	3,579	3,577	50.01	49.99
3	28	2016	2	18	7,147	8.98	20	79,584	3,615	3,532	50.58	49.42
9	21	2016	4	18	7,143	8.98	21	79,584	3,708	3,435	51.91	48.09
9	1	2016	5	17	7,141	8.97	22	79,584	3,605	3,536	50.48	49.52
5	19	2016	5	18	7,139	8.97	23	79,584	3,585	3,554	50.22	49.78
5	26	2016	5	18	7,134	8.96	24	79,584	3,613	3,521	50.64	49.36
7	25	2016	2	18	7,134	8.96	25	79,584	3,540	3,594	49.62	50.38
4	22	2016	6	17	7,133	8.96	26	79,584	3,609	3,524	50.60	49.40
5	24	2016	3	18	7,132	8.96	27	79,584	3,641	3,491	51.05	48.95
8	12	2016	6	18	7,132	8.96	28	79,584	3,521	3,611	49.37	50.63
4	28	2016	5	17	7,125	8.95	29	79,584	3,494	3,631	49.04	50.96
5	20	2016	6	18	7,124	8.95	30	79,584	3,372	3,752	47.33	52.67
9	29	2016	5	17	7,124	8.95	31	79,584	3,515	3,609	49.34	50.66
5	27	2016	6	16	7,115	8.94	32	79,584	3,738	3,377	52.54	47.46
5	23	2016	2	18	7,110	8.93	33	79,584	3,786	3,324	53.25	46.75
8	2	2016	3	18	7,110	8.93	34	79,584	3,526	3,584	49.59	50.41
5	26	2016	5	17	7,109	8.93	35	79,584	3,564	3,545	50.13	49.87
8	4	2016	5	18	7,107	8.93	36	79,584	3,551	3,556	49.96	50.04
5	25	2016	4	18	7,104	8.93	37	79,584	3,638	3,466	51.21	48.79
5	18	2016	4	18	7,100	8.92	38	79,584	3,581	3,519	50.44	49.56
6	24	2016	6	17	7,092	8.91	39	79,584	3,630	3,462	51.18	48.82
8	3	2016	4	18	7,088	8.91	40	79,584	3,542	3,546	49.97	50.03
10	10	2016	2	17	7,088	8.91	41	79,584	3,655	3,433	51.57	48.43
5	31	2016	3	18	7,087	8.91	42	79,584	3,589	3,498	50.64	49.36
9	30	2016	6	17	7,083	8.90	43	79,584	3,624	3,459	51.16	48.84
10	7	2016	6	18	7,082	8.90	44	79,584	3,517	3,565	49.66	50.34
8	11	2016	5	18	7,081	8.90	45	79,584	3,494	3,587	49.34	50.66
9	1	2016	5	18	7,068	8.88	46	79,584	3,508	3,560	49.63	50.37
6	2	2016	5	18	7,066	8.88	47	79,584	3,587	3,479	50.76	49.24
10	27	2016	5	17	7,065	8.88	48	79,584	3,505	3,560	49.61	50.39
5	13	2016	6	17	7,058	8.87	49	79,584	3,515	3,543	49.80	50.20
4	15	2016	6	17	7,056	8.87	50	79,584	3,446	3,610	48.84	51.16
7	12	2016	3	18	7,056	8.87	51	79,584	3,547	3,509	50.27	49.73
10	20	2016	5	17	7,056	8.87	52	79,584	3,470	3,586	49.18	50.82
5	3	2016	3	18	7,047	8.85	53	79,584	3,550	3,497	50.38	49.62
7	20	2016	4	18	7,043	8.85	54	79,584	3,520	3,523	49.98	50.02
3	25	2016	6	17	7,042	8.85	55	79,584	3,570	3,472	50.70	49.30
8	5	2016	6	17	7,029	8.83	56	79,584	3,588	3,441	51.05	48.95
4	26	2016	3	18	7,025	8.83	57	79,584	3,562	3,463	50.70	49.30
9	19	2016	2	17	7,025	8.83	58	79,584	3,395	3,630	48.33	51.67
7	19	2016	3	18	7,024	8.83	59	79,584	3,438	3,586	48.95	51.05
8	12	2016	6	16	7,022	8.82	60	79,584	3,505	3,517	49.91	50.09
4	19	2016	3	18	7,019	8.82	61	79,584	3,639	3,380	51.84	48.16
10	27	2016	5	18	7,019	8.82	62	79,584	3,498	3,521	49.84	50.16
8	9	2016	3	18	7,016	8.82	63	79,584	3,557	3,459	50.70	49.30
7	28	2016	5	17	7,015	8.81	64	79,584	3,497	3,518	49.85	50.15
10	26	2016	4	17	7,014	8.81	65	79,584	3,428	3,586	48.87	51.13
9	20	2016	3	18	7,012	8.81	66	79,584	3,547	3,465	50.58	49.42
8	30	2016	3	18	7,011	8.81	67	79,584	3,448	3,563	49.18	50.82

MO	DY	YR	DAY OF WK	HR	HR VOL	PERCENT OF AADT	HOUR NUMBER	AADT	NORTH VOLUME	SOUTH VOLUME	PERCENT NORTH IS OF TOTAL VOLUME	PERCENT SOUTH IS OF TOTAL VOLUME
7	29	2016	6	17	7,008	8.81	68	79,584	3,494	3,514	49.86	50.14
7	7	2016	5	18	7,007	8.80	69	79,584	3,540	3,467	50.52	49.48
4	14	2016	5	18	7,005	8.80	70	79,584	3,601	3,404	51.41	48.59
6	8	2016	4	18	7,004	8.80	71	79,584	3,553	3,451	50.73	49.27
6	2	2016	5	17	7,003	8.80	72	79,584	3,501	3,502	49.99	50.01
9	14	2016	4	18	7,002	8.80	73	79,584	3,460	3,542	49.41	50.59
4	13	2016	4	18	7,000	8.80	74	79,584	3,554	3,446	50.77	49.23
7	13	2016	4	18	6,999	8.79	75	79,584	3,516	3,483	50.24	49.76
7	22	2016	6	18	6,997	8.79	76	79,584	3,598	3,399	51.42	48.58
8	31	2016	4	18	6,995	8.79	77	79,584	3,551	3,444	50.76	49.24
4	20	2016	4	18	6,993	8.79	78	79,584	3,614	3,379	51.68	48.32
5	24	2016	3	17	6,993	8.79	79	79,584	3,509	3,484	50.18	49.82
5	11	2016	4	18	6,992	8.79	80	79,584	3,603	3,389	51.53	48.47
3	31	2016	5	18	6,991	8.78	81	79,584	3,540	3,451	50.64	49.36
9	9	2016	6	17	6,991	8.78	82	79,584	3,526	3,465	50.44	49.56
6	30	2016	5	17	6,989	8.78	83	79,584	3,447	3,542	49.32	50.68
10	11	2016	3	18	6,988	8.78	84	79,584	3,512	3,476	50.26	49.74
4	21	2016	5	18	6,987	8.78	85	79,584	3,636	3,351	52.04	47.96
5	17	2016	3	18	6,981	8.77	86	79,584	3,555	3,426	50.92	49.08
6	9	2016	5	17	6,981	8.77	87	79,584	3,385	3,596	48.49	51.51
9	9	2016	6	18	6,981	8.77	88	79,584	3,585	3,396	51.35	48.65
8	4	2016	5	17	6,978	8.77	89	79,584	3,505	3,473	50.23	49.77
9	2	2016	6	16	6,977	8.77	90	79,584	3,502	3,475	50.19	49.81
9	16	2016	6	18	6,977	8.77	91	79,584	3,470	3,507	49.73	50.27
7	14	2016	5	18	6,975	8.76	92	79,584	3,578	3,397	51.30	48.70
7	21	2016	5	18	6,974	8.76	93	79,584	3,544	3,430	50.82	49.18
8	18	2016	5	18	6,971	8.76	94	79,584	3,490	3,481	50.06	49.94
9	26	2016	2	17	6,971	8.76	95	79,584	3,514	3,457	50.41	49.59
5	16	2016	2	18	6,970	8.76	96	79,584	3,469	3,501	49.77	50.23
8	16	2016	3	18	6,970	8.76	97	79,584	3,488	3,482	50.04	49.96
9	6	2016	3	18	6,969	8.76	98	79,584	3,432	3,537	49.25	50.75
4	8	2016	6	17	6,967	8.75	99	79,584	3,643	3,324	52.29	47.71
5	10	2016	3	18	6,965	8.75	100	79,584	3,565	3,400	51.18	48.82
11	17	2016	5	17	6,964	8.75	101	79,584	3,540	3,424	50.83	49.17
4	11	2016	2	18	6,963	8.75	102	79,584	3,556	3,407	51.07	48.93
5	20	2016	6	16	6,963	8.75	103	79,584	3,380	3,583	48.54	51.46
8	1	2016	2	18	6,963	8.75	104	79,584	3,490	3,473	50.12	49.88
6	17	2016	6	17	6,960	8.75	105	79,584	3,558	3,402	51.12	48.88
7	28	2016	5	18	6,955	8.74	106	79,584	3,508	3,447	50.44	49.56
10	25	2016	3	17	6,955	8.74	107	79,584	3,463	3,492	49.79	50.21
6	21	2016	3	18	6,951	8.73	108	79,584	3,453	3,498	49.68	50.32
9	13	2016	3	18	6,950	8.73	109	79,584	3,393	3,557	48.82	51.18
5	5	2016	5	18	6,949	8.73	110	79,584	3,509	3,440	50.50	49.50
6	1	2016	4	17	6,949	8.73	111	79,584	3,489	3,460	50.21	49.79
2	12	2016	6	17	6,948	8.73	112	79,584	3,646	3,302	52.48	47.52
9	21	2016	4	17	6,945	8.73	113	79,584	3,569	3,376	51.39	48.61
7	18	2016	2	18	6,942	8.72	114	79,584	3,504	3,438	50.48	49.52
9	28	2016	4	17	6,941	8.72	115	79,584	3,504	3,437	50.48	49.52
10	7	2016	6	16	6,940	8.72	116	79,584	3,531	3,409	50.88	49.12
11	21	2016	2	17	6,938	8.72	117	79,584	3,446	3,492	49.67	50.33
10	11	2016	3	17	6,937	8.72	118	79,584	3,529	3,408	50.87	49.13

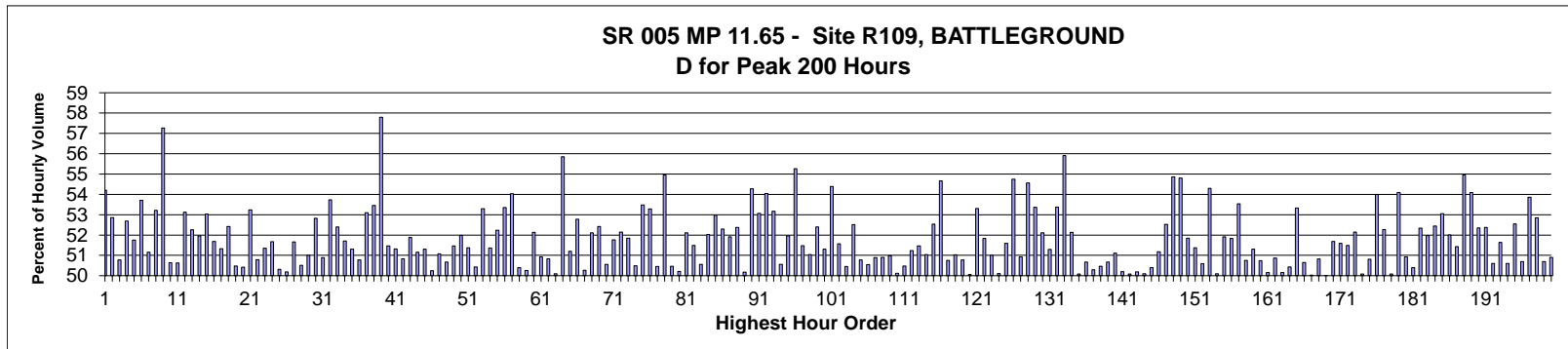
MO	DY	YR	DAY OF WK	HR	HR VOL	PERCENT OF AADT	HOUR NUMBER	AADT	NORTH VOLUME	SOUTH VOLUME	PERCENT NORTH IS OF TOTAL VOLUME	PERCENT SOUTH IS OF TOTAL VOLUME
9	30	2016	6	18	6,936	8.72	119	79,584	3,425	3,511	49.38	50.62
10	6	2016	5	18	6,935	8.71	120	79,584	3,469	3,466	50.02	49.98
3	29	2016	3	18	6,934	8.71	121	79,584	3,531	3,403	50.92	49.08
11	29	2016	3	17	6,934	8.71	122	79,584	3,397	3,537	48.99	51.01
9	27	2016	3	18	6,932	8.71	123	79,584	3,473	3,459	50.10	49.90
8	10	2016	4	18	6,930	8.71	124	79,584	3,508	3,422	50.62	49.38
5	6	2016	6	17	6,928	8.71	125	79,584	3,536	3,392	51.04	48.96
6	16	2016	5	18	6,928	8.71	126	79,584	3,470	3,458	50.09	49.91
7	14	2016	5	17	6,927	8.70	127	79,584	3,504	3,423	50.58	49.42
6	28	2016	3	18	6,926	8.70	128	79,584	3,414	3,512	49.29	50.71
7	21	2016	5	17	6,925	8.70	129	79,584	3,588	3,337	51.81	48.19
6	3	2016	6	18	6,923	8.70	130	79,584	3,448	3,475	49.80	50.20
3	23	2016	4	18	6,922	8.70	131	79,584	3,413	3,509	49.31	50.69
8	11	2016	5	17	6,922	8.70	132	79,584	3,513	3,409	50.75	49.25
9	27	2016	3	17	6,921	8.70	133	79,584	3,466	3,455	50.08	49.92
4	25	2016	2	18	6,919	8.69	134	79,584	3,471	3,448	50.17	49.83
3	24	2016	5	18	6,915	8.69	135	79,584	3,289	3,626	47.56	52.44
8	8	2016	2	18	6,913	8.69	136	79,584	3,453	3,460	49.95	50.05
10	25	2016	3	18	6,912	8.69	137	79,584	3,534	3,378	51.13	48.87
11	10	2016	5	18	6,912	8.69	138	79,584	3,362	3,550	48.64	51.36
1	15	2016	6	17	6,911	8.68	139	79,584	3,548	3,363	51.34	48.66
4	14	2016	5	17	6,911	8.68	140	79,584	3,341	3,570	48.34	51.66
4	27	2016	4	18	6,911	8.68	141	79,584	3,536	3,375	51.16	48.84
8	16	2016	3	17	6,908	8.68	142	79,584	3,573	3,335	51.72	48.28
7	22	2016	6	17	6,907	8.68	143	79,584	3,493	3,414	50.57	49.43
7	27	2016	4	17	6,905	8.68	144	79,584	3,508	3,397	50.80	49.20
9	8	2016	5	18	6,904	8.68	145	79,584	3,451	3,453	49.99	50.01
3	25	2016	6	16	6,902	8.67	146	79,584	3,442	3,460	49.87	50.13
12	30	2016	6	16	6,902	8.67	147	79,584	3,509	3,393	50.84	49.16
8	3	2016	4	17	6,900	8.67	148	79,584	3,410	3,490	49.42	50.58
2	26	2016	6	17	6,898	8.67	149	79,584	3,540	3,358	51.32	48.68
6	15	2016	4	18	6,895	8.66	150	79,584	3,499	3,396	50.75	49.25
4	18	2016	2	18	6,891	8.66	151	79,584	3,587	3,304	52.05	47.95
10	28	2016	6	18	6,888	8.66	152	79,584	3,432	3,456	49.83	50.17
5	5	2016	5	17	6,885	8.65	153	79,584	3,434	3,451	49.88	50.12
4	15	2016	6	16	6,883	8.65	154	79,584	3,597	3,286	52.26	47.74
7	8	2016	6	18	6,880	8.64	155	79,584	3,368	3,512	48.95	51.05
8	23	2016	3	17	6,880	8.64	156	79,584	3,405	3,475	49.49	50.51
4	21	2016	5	17	6,877	8.64	157	79,584	3,389	3,488	49.28	50.72
11	14	2016	2	17	6,877	8.64	158	79,584	3,491	3,386	50.76	49.24
8	19	2016	6	17	6,876	8.64	159	79,584	3,483	3,393	50.65	49.35
6	10	2016	6	16	6,873	8.64	160	79,584	3,403	3,470	49.51	50.49
10	4	2016	3	17	6,873	8.64	161	79,584	3,487	3,386	50.73	49.27
3	28	2016	2	17	6,872	8.63	162	79,584	3,581	3,291	52.11	47.89
7	15	2016	6	18	6,872	8.63	163	79,584	3,520	3,352	51.22	48.78
8	25	2016	5	17	6,868	8.63	164	79,584	3,467	3,401	50.48	49.52
4	15	2016	6	18	6,867	8.63	165	79,584	3,467	3,400	50.49	49.51
10	3	2016	2	17	6,866	8.63	166	79,584	3,459	3,407	50.38	49.62
2	19	2016	6	17	6,864	8.62	167	79,584	3,585	3,279	52.23	47.77
9	23	2016	6	16	6,861	8.62	168	79,584	3,459	3,402	50.42	49.58
5	6	2016	6	18	6,857	8.62	169	79,584	3,417	3,440	49.83	50.17

MO	DY	YR	DAY OF WK	HR	HR VOL	PERCENT OF AADT	HOUR NUMBER	AADT	NORTH VOLUME	SOUTH VOLUME	PERCENT NORTH IS OF TOTAL VOLUME	PERCENT SOUTH IS OF TOTAL VOLUME
7	1	2016	6	16	6,857	8.62	170	79,584	3,444	3,413	50.23	49.77
6	10	2016	6	18	6,849	8.61	171	79,584	3,527	3,322	51.50	48.50
6	21	2016	3	17	6,849	8.61	172	79,584	3,397	3,452	49.60	50.40
8	23	2016	3	18	6,848	8.60	173	79,584	3,356	3,492	49.01	50.99
8	30	2016	3	17	6,848	8.60	174	79,584	3,481	3,367	50.83	49.17
4	12	2016	3	18	6,847	8.60	175	79,584	3,516	3,331	51.35	48.65
8	17	2016	4	18	6,847	8.60	176	79,584	3,439	3,408	50.23	49.77
8	5	2016	6	18	6,845	8.60	177	79,584	3,463	3,382	50.59	49.41
7	1	2016	6	15	6,844	8.60	178	79,584	3,501	3,343	51.15	48.85
5	10	2016	3	17	6,843	8.60	179	79,584	3,351	3,492	48.97	51.03
11	4	2016	6	18	6,842	8.60	180	79,584	3,355	3,487	49.04	50.96
8	25	2016	5	18	6,841	8.60	181	79,584	3,472	3,369	50.75	49.25
9	19	2016	2	18	6,840	8.59	182	79,584	3,354	3,486	49.04	50.96
10	28	2016	6	16	6,837	8.59	183	79,584	3,375	3,462	49.36	50.64
6	16	2016	5	17	6,834	8.59	184	79,584	3,356	3,478	49.11	50.89
6	1	2016	4	18	6,831	8.58	185	79,584	3,542	3,289	51.85	48.15
8	8	2016	2	17	6,831	8.58	186	79,584	3,475	3,356	50.87	49.13
2	18	2016	5	17	6,830	8.58	187	79,584	3,402	3,428	49.81	50.19
10	4	2016	3	18	6,827	8.58	188	79,584	3,423	3,404	50.14	49.86
6	14	2016	3	17	6,826	8.58	189	79,584	3,331	3,495	48.80	51.20
8	9	2016	3	17	6,826	8.58	190	79,584	3,398	3,428	49.78	50.22
4	20	2016	4	17	6,825	8.58	191	79,584	3,416	3,409	50.05	49.95
5	11	2016	4	17	6,824	8.57	192	79,584	3,323	3,501	48.70	51.30
5	2	2016	2	18	6,820	8.57	193	79,584	3,507	3,313	51.42	48.58
5	31	2016	3	17	6,820	8.57	194	79,584	3,408	3,412	49.97	50.03
5	9	2016	2	18	6,819	8.57	195	79,584	3,423	3,396	50.20	49.80
6	24	2016	6	18	6,816	8.56	196	79,584	3,355	3,461	49.22	50.78
7	15	2016	6	17	6,816	8.56	197	79,584	3,477	3,339	51.01	48.99
6	9	2016	5	18	6,815	8.56	198	79,584	3,525	3,290	51.72	48.28
6	22	2016	4	18	6,814	8.56	199	79,584	3,499	3,315	51.35	48.65
9	23	2016	6	18	6,814	8.56	200	79,584	3,357	3,457	49.27	50.73





**AADT= 92,393      K 30 FACTOR= 8.65      K 100 FACTOR= 8.34      K 200 FACTOR= 8.04      D 30 FACTOR= 52.82**



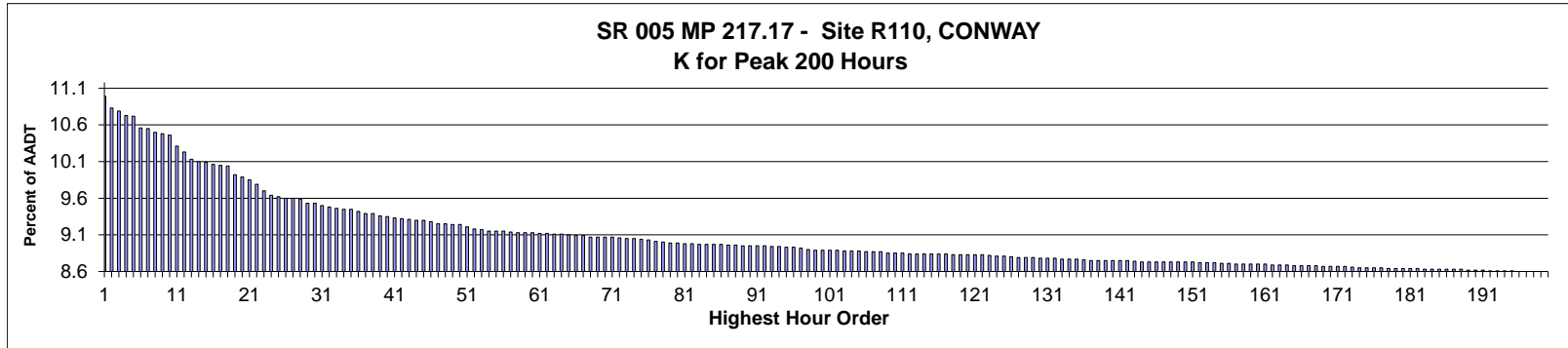
MO	DY	YR	DAY OF WK	HR	HR VOL	PERCENT OF AADT	HOUR NUMBER	AADT	NORTH VOLUME	SOUTH VOLUME	PERCENT NORTH IS OF TOTAL VOLUME	PERCENT SOUTH IS OF TOTAL VOLUME
5	27	2016	6	17	8,475	9.17	1	92,393	4,594	3,881	54.21	45.79
12	26	2016	2	13	8,385	9.08	2	92,393	3,953	4,432	47.14	52.86
7	17	2016	1	16	8,351	9.04	3	92,393	4,111	4,240	49.23	50.77
9	16	2016	6	17	8,271	8.95	4	92,393	4,358	3,913	52.69	47.31
8	21	2016	1	15	8,237	8.92	5	92,393	3,974	4,263	48.25	51.75
12	26	2016	2	14	8,202	8.88	6	92,393	3,797	4,405	46.29	53.71
8	7	2016	1	14	8,168	8.84	7	92,393	3,989	4,179	48.84	51.16
10	7	2016	6	16	8,164	8.84	8	92,393	3,819	4,345	46.78	53.22
9	5	2016	2	16	8,141	8.81	9	92,393	3,479	4,662	42.73	57.27
8	14	2016	1	15	8,128	8.80	10	92,393	4,012	4,116	49.36	50.64
8	7	2016	1	15	8,124	8.79	11	92,393	4,012	4,112	49.38	50.62
7	2	2016	7	12	8,105	8.77	12	92,393	4,305	3,800	53.12	46.88
8	14	2016	1	14	8,098	8.76	13	92,393	3,866	4,232	47.74	52.26
6	17	2016	6	17	8,072	8.74	14	92,393	4,194	3,878	51.96	48.04
8	21	2016	1	18	8,061	8.72	15	92,393	3,786	4,275	46.97	53.03
7	15	2016	6	17	8,056	8.72	16	92,393	4,163	3,893	51.68	48.32

MO	DY	YR	DAY OF WK	HR	HR VOL	PERCENT OF AADT	HOUR NUMBER	AADT	NORTH VOLUME	SOUTH VOLUME	PERCENT NORTH IS OF TOTAL VOLUME	PERCENT SOUTH IS OF TOTAL VOLUME
5	27	2016	6	16	8,055	8.72	17	92,393	4,135	3,920	51.33	48.67
9	23	2016	6	17	8,041	8.70	18	92,393	4,215	3,826	52.42	47.58
8	21	2016	1	13	8,037	8.70	19	92,393	4,057	3,980	50.48	49.52
12	26	2016	2	15	8,036	8.70	20	92,393	3,984	4,052	49.58	50.42
8	21	2016	1	14	8,029	8.69	21	92,393	3,754	4,275	46.76	53.24
6	26	2016	1	17	8,014	8.67	22	92,393	4,070	3,944	50.79	49.21
7	29	2016	6	16	8,008	8.67	23	92,393	4,112	3,896	51.35	48.65
7	17	2016	1	17	8,003	8.66	24	92,393	4,135	3,868	51.67	48.33
8	19	2016	6	15	8,003	8.66	25	92,393	3,976	4,027	49.68	50.32
8	5	2016	6	16	8,001	8.66	26	92,393	3,985	4,016	49.81	50.19
8	21	2016	1	16	8,000	8.66	27	92,393	3,867	4,133	48.34	51.66
8	12	2016	6	16	7,997	8.66	28	92,393	4,039	3,958	50.51	49.49
7	22	2016	6	17	7,995	8.65	29	92,393	4,078	3,917	51.01	48.99
8	14	2016	1	17	7,991	8.65	30	92,393	3,770	4,221	47.18	52.82
7	24	2016	1	16	7,978	8.63	31	92,393	3,918	4,060	49.11	50.89
9	2	2016	6	17	7,969	8.63	32	92,393	4,282	3,687	53.73	46.27
8	7	2016	1	16	7,967	8.62	33	92,393	3,792	4,175	47.60	52.40
4	1	2016	6	16	7,964	8.62	34	92,393	3,846	4,118	48.29	51.71
10	21	2016	6	17	7,959	8.61	35	92,393	4,083	3,876	51.30	48.70
7	15	2016	6	15	7,958	8.61	36	92,393	4,041	3,917	50.78	49.22
8	7	2016	1	13	7,956	8.61	37	92,393	3,731	4,225	46.90	53.10
5	27	2016	6	18	7,933	8.59	38	92,393	4,241	3,692	53.46	46.54
9	5	2016	2	17	7,931	8.58	39	92,393	3,347	4,584	42.20	57.80
10	7	2016	6	17	7,926	8.58	40	92,393	3,847	4,079	48.54	51.46
8	26	2016	6	17	7,925	8.58	41	92,393	4,067	3,858	51.32	48.68
8	7	2016	1	17	7,921	8.57	42	92,393	3,895	4,026	49.17	50.83
11	23	2016	4	15	7,920	8.57	43	92,393	4,109	3,811	51.88	48.12
11	4	2016	6	17	7,918	8.57	44	92,393	4,051	3,867	51.16	48.84
8	21	2016	1	17	7,910	8.56	45	92,393	3,851	4,059	48.69	51.31
11	23	2016	4	14	7,910	8.56	46	92,393	3,974	3,936	50.24	49.76
7	29	2016	6	17	7,905	8.56	47	92,393	4,038	3,867	51.08	48.92
8	14	2016	1	13	7,900	8.55	48	92,393	3,897	4,003	49.33	50.67
7	17	2016	1	15	7,896	8.55	49	92,393	3,832	4,064	48.53	51.47
10	28	2016	6	17	7,894	8.54	50	92,393	3,791	4,103	48.02	51.98
12	26	2016	2	12	7,882	8.53	51	92,393	3,833	4,049	48.63	51.37
6	24	2016	6	16	7,873	8.52	52	92,393	3,970	3,903	50.43	49.57
7	1	2016	6	17	7,871	8.52	53	92,393	4,195	3,676	53.30	46.70
9	2	2016	6	16	7,860	8.51	54	92,393	4,037	3,823	51.36	48.64
6	24	2016	6	17	7,845	8.49	55	92,393	4,098	3,747	52.24	47.76
9	30	2016	6	18	7,841	8.49	56	92,393	4,183	3,658	53.35	46.65
7	15	2016	6	18	7,836	8.48	57	92,393	4,234	3,602	54.03	45.97
8	14	2016	1	16	7,833	8.48	58	92,393	3,947	3,886	50.39	49.61
9	23	2016	6	16	7,827	8.47	59	92,393	3,934	3,893	50.26	49.74
8	12	2016	6	13	7,825	8.47	60	92,393	4,079	3,746	52.13	47.87
9	30	2016	6	16	7,824	8.47	61	92,393	3,840	3,984	49.08	50.92
6	17	2016	6	16	7,822	8.47	62	92,393	3,976	3,846	50.83	49.17
2	12	2016	6	16	7,819	8.46	63	92,393	3,902	3,917	49.90	50.10
9	2	2016	6	18	7,815	8.46	64	92,393	4,365	3,450	55.85	44.15
8	26	2016	6	16	7,812	8.46	65	92,393	3,812	4,000	48.80	51.20
9	16	2016	6	16	7,811	8.45	66	92,393	4,123	3,688	52.78	47.22
8	13	2016	7	12	7,810	8.45	67	92,393	3,884	3,926	49.73	50.27

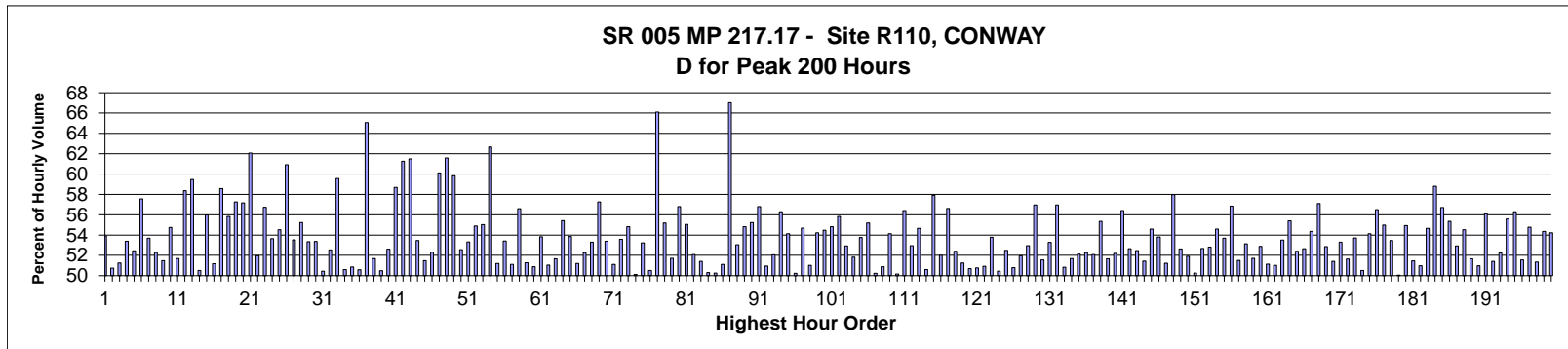
MO	DY	YR	DAY OF WK	HR	HR VOL	PERCENT OF AADT	HOUR NUMBER	AADT	NORTH VOLUME	SOUTH VOLUME	PERCENT NORTH IS OF TOTAL VOLUME	PERCENT SOUTH IS OF TOTAL VOLUME
11	4	2016	6	16	7,809	8.45	68	92,393	3,740	4,069	47.89	52.11
8	26	2016	6	18	7,808	8.45	69	92,393	4,093	3,715	52.42	47.58
7	31	2016	1	14	7,807	8.45	70	92,393	3,860	3,947	49.44	50.56
9	3	2016	7	12	7,807	8.45	71	92,393	3,765	4,042	48.23	51.77
9	30	2016	6	17	7,806	8.45	72	92,393	4,070	3,736	52.14	47.86
7	15	2016	6	16	7,803	8.45	73	92,393	4,045	3,758	51.84	48.16
10	21	2016	6	16	7,792	8.43	74	92,393	3,858	3,934	49.51	50.49
7	8	2016	6	17	7,790	8.43	75	92,393	4,166	3,624	53.48	46.52
6	26	2016	1	16	7,786	8.43	76	92,393	4,148	3,638	53.28	46.72
11	18	2016	6	16	7,778	8.42	77	92,393	3,854	3,924	49.55	50.45
7	1	2016	6	18	7,772	8.41	78	92,393	4,271	3,501	54.95	45.05
5	20	2016	6	16	7,771	8.41	79	92,393	3,849	3,922	49.53	50.47
7	23	2016	7	12	7,760	8.40	80	92,393	3,896	3,864	50.21	49.79
8	12	2016	6	17	7,759	8.40	81	92,393	4,043	3,716	52.11	47.89
7	17	2016	1	13	7,757	8.40	82	92,393	3,763	3,994	48.51	51.49
7	24	2016	1	14	7,755	8.39	83	92,393	3,921	3,834	50.56	49.44
11	26	2016	7	13	7,750	8.39	84	92,393	3,718	4,032	47.97	52.03
7	22	2016	6	16	7,746	8.38	85	92,393	4,103	3,643	52.97	47.03
10	28	2016	6	16	7,746	8.38	86	92,393	3,696	4,050	47.71	52.29
8	12	2016	6	15	7,744	8.38	87	92,393	4,021	3,723	51.92	48.08
7	5	2016	3	17	7,739	8.38	88	92,393	3,685	4,054	47.62	52.38
3	25	2016	6	16	7,734	8.37	89	92,393	3,853	3,881	49.82	50.18
9	23	2016	6	18	7,734	8.37	90	92,393	4,197	3,537	54.27	45.73
8	12	2016	6	18	7,733	8.37	91	92,393	4,103	3,630	53.06	46.94
6	26	2016	1	15	7,730	8.37	92	92,393	4,177	3,553	54.04	45.96
7	2	2016	7	11	7,728	8.36	93	92,393	4,109	3,619	53.17	46.83
10	7	2016	6	18	7,727	8.36	94	92,393	3,820	3,907	49.44	50.56
8	28	2016	1	16	7,725	8.36	95	92,393	3,711	4,014	48.04	51.96
6	17	2016	6	18	7,723	8.36	96	92,393	4,268	3,455	55.26	44.74
4	1	2016	6	17	7,721	8.36	97	92,393	3,975	3,746	51.48	48.52
4	15	2016	6	17	7,721	8.36	98	92,393	3,941	3,780	51.04	48.96
8	20	2016	7	12	7,716	8.35	99	92,393	4,043	3,673	52.40	47.60
12	26	2016	2	16	7,709	8.34	100	92,393	3,754	3,955	48.70	51.30
9	16	2016	6	18	7,708	8.34	101	92,393	4,192	3,516	54.39	45.61
4	22	2016	6	16	7,706	8.34	102	92,393	3,974	3,732	51.57	48.43
4	29	2016	6	16	7,706	8.34	103	92,393	3,818	3,888	49.55	50.45
6	19	2016	1	17	7,701	8.34	104	92,393	3,657	4,044	47.49	52.51
9	2	2016	6	15	7,701	8.34	105	92,393	3,910	3,791	50.77	49.23
8	26	2016	6	15	7,699	8.33	106	92,393	3,808	3,891	49.46	50.54
7	31	2016	1	15	7,693	8.33	107	92,393	3,778	3,915	49.11	50.89
7	24	2016	1	13	7,691	8.32	108	92,393	3,915	3,776	50.90	49.10
6	10	2016	6	17	7,690	8.32	109	92,393	3,920	3,770	50.98	49.02
11	27	2016	1	14	7,690	8.32	110	92,393	3,836	3,854	49.88	50.12
4	15	2016	6	16	7,686	8.32	111	92,393	3,880	3,806	50.48	49.52
6	17	2016	6	15	7,683	8.32	112	92,393	3,936	3,747	51.23	48.77
5	6	2016	6	17	7,680	8.31	113	92,393	3,953	3,727	51.47	48.53
7	24	2016	1	15	7,673	8.30	114	92,393	3,916	3,757	51.04	48.96
10	7	2016	6	15	7,672	8.30	115	92,393	3,641	4,031	47.46	52.54
7	22	2016	6	18	7,669	8.30	116	92,393	4,192	3,477	54.66	45.34
8	14	2016	1	12	7,667	8.30	117	92,393	3,891	3,776	50.75	49.25
11	11	2016	6	16	7,655	8.29	118	92,393	3,749	3,906	48.97	51.03

MO	DY	YR	DAY OF WK	HR	HR VOL	PERCENT OF AADT	HOUR NUMBER	AADT	NORTH VOLUME	SOUTH VOLUME	PERCENT NORTH IS OF TOTAL VOLUME	PERCENT SOUTH IS OF TOTAL VOLUME
7	29	2016	6	15	7,643	8.27	119	92,393	3,881	3,762	50.78	49.22
11	11	2016	6	17	7,643	8.27	120	92,393	3,826	3,817	50.06	49.94
7	5	2016	3	16	7,640	8.27	121	92,393	3,567	4,073	46.69	53.31
5	20	2016	6	17	7,637	8.27	122	92,393	3,958	3,679	51.83	48.17
7	17	2016	1	18	7,637	8.27	123	92,393	3,896	3,741	51.01	48.99
7	10	2016	1	14	7,631	8.26	124	92,393	3,824	3,807	50.11	49.89
8	14	2016	1	18	7,629	8.26	125	92,393	3,693	3,936	48.41	51.59
6	10	2016	6	18	7,622	8.25	126	92,393	4,173	3,449	54.75	45.25
8	28	2016	1	13	7,622	8.25	127	92,393	3,741	3,881	49.08	50.92
10	21	2016	6	18	7,619	8.25	128	92,393	4,157	3,462	54.56	45.44
4	22	2016	6	17	7,617	8.24	129	92,393	4,065	3,552	53.37	46.63
7	15	2016	6	14	7,617	8.24	130	92,393	3,969	3,648	52.11	47.89
8	13	2016	7	13	7,616	8.24	131	92,393	3,906	3,710	51.29	48.71
8	12	2016	6	14	7,615	8.24	132	92,393	4,065	3,550	53.38	46.62
7	24	2016	1	19	7,605	8.23	133	92,393	3,353	4,252	44.09	55.91
7	31	2016	1	13	7,602	8.23	134	92,393	3,639	3,963	47.87	52.13
8	13	2016	7	11	7,602	8.23	135	92,393	3,795	3,807	49.92	50.08
7	23	2016	7	13	7,600	8.23	136	92,393	3,851	3,749	50.67	49.33
7	31	2016	1	17	7,596	8.22	137	92,393	3,776	3,820	49.71	50.29
7	8	2016	6	16	7,593	8.22	138	92,393	3,832	3,761	50.47	49.53
8	6	2016	7	11	7,583	8.21	139	92,393	3,842	3,741	50.67	49.33
11	18	2016	6	17	7,578	8.20	140	92,393	3,873	3,705	51.11	48.89
11	23	2016	4	13	7,578	8.20	141	92,393	3,804	3,774	50.20	49.80
3	18	2016	6	16	7,572	8.20	142	92,393	3,780	3,792	49.92	50.08
5	6	2016	6	16	7,569	8.19	143	92,393	3,770	3,799	49.81	50.19
7	1	2016	6	16	7,567	8.19	144	92,393	3,791	3,776	50.10	49.90
7	8	2016	6	15	7,563	8.19	145	92,393	3,752	3,811	49.61	50.39
6	10	2016	6	16	7,561	8.18	146	92,393	3,870	3,691	51.18	48.82
8	19	2016	6	16	7,560	8.18	147	92,393	3,971	3,589	52.53	47.47
7	5	2016	3	14	7,557	8.18	148	92,393	3,411	4,146	45.14	54.86
7	5	2016	3	15	7,557	8.18	149	92,393	3,416	4,141	45.20	54.80
8	6	2016	7	12	7,556	8.18	150	92,393	3,639	3,917	48.16	51.84
5	13	2016	6	16	7,555	8.18	151	92,393	3,881	3,674	51.37	48.63
11	27	2016	1	13	7,555	8.18	152	92,393	3,822	3,733	50.59	49.41
7	29	2016	6	18	7,552	8.17	153	92,393	4,101	3,451	54.30	45.70
6	24	2016	6	15	7,545	8.17	154	92,393	3,780	3,765	50.10	49.90
6	24	2016	6	18	7,542	8.16	155	92,393	3,915	3,627	51.91	48.09
8	5	2016	6	15	7,542	8.16	156	92,393	3,909	3,633	51.83	48.17
8	20	2016	7	11	7,542	8.16	157	92,393	4,038	3,504	53.54	46.46
7	1	2016	6	13	7,539	8.16	158	92,393	3,826	3,713	50.75	49.25
8	11	2016	5	17	7,538	8.16	159	92,393	3,867	3,671	51.30	48.70
4	29	2016	6	17	7,534	8.15	160	92,393	3,823	3,711	50.74	49.26
7	31	2016	1	16	7,534	8.15	161	92,393	3,778	3,756	50.15	49.85
8	6	2016	7	13	7,527	8.15	162	92,393	3,698	3,829	49.13	50.87
12	23	2016	6	17	7,527	8.15	163	92,393	3,752	3,775	49.85	50.15
7	1	2016	6	12	7,525	8.14	164	92,393	3,795	3,730	50.43	49.57
11	23	2016	4	16	7,525	8.14	165	92,393	4,013	3,512	53.33	46.67
11	26	2016	7	15	7,522	8.14	166	92,393	3,810	3,712	50.65	49.35
11	26	2016	7	14	7,520	8.14	167	92,393	3,762	3,758	50.03	49.97
6	19	2016	1	15	7,516	8.13	168	92,393	3,820	3,696	50.82	49.18
7	24	2016	1	18	7,515	8.13	169	92,393	3,758	3,757	50.01	49.99

MO	DY	YR	DAY OF WK	HR	HR VOL	PERCENT OF AADT	HOUR NUMBER	AADT	NORTH VOLUME	SOUTH VOLUME	PERCENT NORTH IS OF TOTAL VOLUME	PERCENT SOUTH IS OF TOTAL VOLUME
8	4	2016	5	17	7,507	8.13	170	92,393	3,880	3,627	51.69	48.31
8	19	2016	6	17	7,507	8.13	171	92,393	3,873	3,634	51.59	48.41
8	28	2016	1	17	7,505	8.12	172	92,393	3,641	3,864	48.51	51.49
7	17	2016	1	14	7,488	8.10	173	92,393	3,905	3,583	52.15	47.85
8	25	2016	5	17	7,484	8.10	174	92,393	3,748	3,736	50.08	49.92
8	26	2016	6	14	7,481	8.10	175	92,393	3,801	3,680	50.81	49.19
2	12	2016	6	17	7,479	8.09	176	92,393	4,039	3,440	54.00	46.00
7	29	2016	6	14	7,479	8.09	177	92,393	3,909	3,570	52.27	47.73
8	5	2016	6	12	7,476	8.09	178	92,393	3,731	3,745	49.91	50.09
7	5	2016	3	13	7,475	8.09	179	92,393	3,432	4,043	45.91	54.09
12	2	2016	6	16	7,472	8.09	180	92,393	3,805	3,667	50.92	49.08
12	30	2016	6	15	7,470	8.09	181	92,393	3,765	3,705	50.40	49.60
2	12	2016	6	18	7,469	8.08	182	92,393	3,909	3,560	52.34	47.66
1	15	2016	6	17	7,468	8.08	183	92,393	3,881	3,587	51.97	48.03
9	3	2016	7	13	7,468	8.08	184	92,393	3,552	3,916	47.56	52.44
5	13	2016	6	17	7,467	8.08	185	92,393	3,961	3,506	53.05	46.95
8	19	2016	6	13	7,466	8.08	186	92,393	3,883	3,583	52.01	47.99
7	15	2016	6	12	7,459	8.07	187	92,393	3,836	3,623	51.43	48.57
7	8	2016	6	18	7,458	8.07	188	92,393	4,098	3,360	54.95	45.05
12	30	2016	6	17	7,458	8.07	189	92,393	4,034	3,424	54.09	45.91
6	26	2016	1	13	7,455	8.07	190	92,393	3,903	3,552	52.35	47.65
8	12	2016	6	12	7,453	8.07	191	92,393	3,904	3,549	52.38	47.62
3	25	2016	6	17	7,452	8.07	192	92,393	3,771	3,681	50.60	49.40
5	28	2016	7	11	7,446	8.06	193	92,393	3,845	3,601	51.64	48.36
8	5	2016	6	13	7,442	8.05	194	92,393	3,766	3,676	50.60	49.40
8	5	2016	6	14	7,440	8.05	195	92,393	3,910	3,530	52.55	47.45
7	30	2016	7	12	7,436	8.05	196	92,393	3,666	3,770	49.30	50.70
8	19	2016	6	14	7,431	8.04	197	92,393	4,002	3,429	53.86	46.14
3	4	2016	6	17	7,428	8.04	198	92,393	3,926	3,502	52.85	47.15
12	1	2016	5	17	7,428	8.04	199	92,393	3,663	3,765	49.31	50.69
5	28	2016	7	12	7,426	8.04	200	92,393	3,646	3,780	49.10	50.90



**AADT=** 63,533     
**K 30 FACTOR=** 9.55     
**K 100 FACTOR=** 8.91     
**K 200 FACTOR=** 8.62     
**D 30 FACTOR=** 53.37



MO	DY	YR	DAY OF WK	HR	HR VOL	PERCENT OF AADT	HOUR NUMBER	AADT	NORTH VOLUME	SOUTH VOLUME	PERCENT NORTH IS OF TOTAL VOLUME	PERCENT SOUTH IS OF TOTAL VOLUME
4	3	2016	1	16	6,997	11.01	1	63,533	3,224	3,773	46.08	53.92
4	3	2016	1	15	6,894	10.85	2	63,533	3,396	3,498	49.26	50.74
4	2	2016	7	16	6,871	10.81	3	63,533	3,349	3,522	48.74	51.26
4	9	2016	7	16	6,827	10.75	4	63,533	3,182	3,645	46.61	53.39
4	9	2016	7	15	6,822	10.74	5	63,533	3,244	3,578	47.55	52.45
4	9	2016	7	17	6,720	10.58	6	63,533	2,852	3,868	42.44	57.56
4	10	2016	1	16	6,716	10.57	7	63,533	3,110	3,606	46.31	53.69
4	9	2016	7	14	6,683	10.52	8	63,533	3,494	3,189	52.28	47.72
4	2	2016	7	15	6,668	10.50	9	63,533	3,432	3,236	51.47	48.53
4	2	2016	7	17	6,659	10.48	10	63,533	3,013	3,646	45.25	54.75
4	3	2016	1	14	6,562	10.33	11	63,533	3,391	3,171	51.68	48.32
4	3	2016	1	17	6,513	10.25	12	63,533	2,712	3,801	41.64	58.36
4	10	2016	1	17	6,446	10.15	13	63,533	2,613	3,833	40.54	59.46
4	10	2016	1	14	6,430	10.12	14	63,533	3,182	3,248	49.49	50.51
4	17	2016	1	16	6,422	10.11	15	63,533	2,828	3,594	44.04	55.96
4	10	2016	1	15	6,403	10.08	16	63,533	3,125	3,278	48.81	51.19

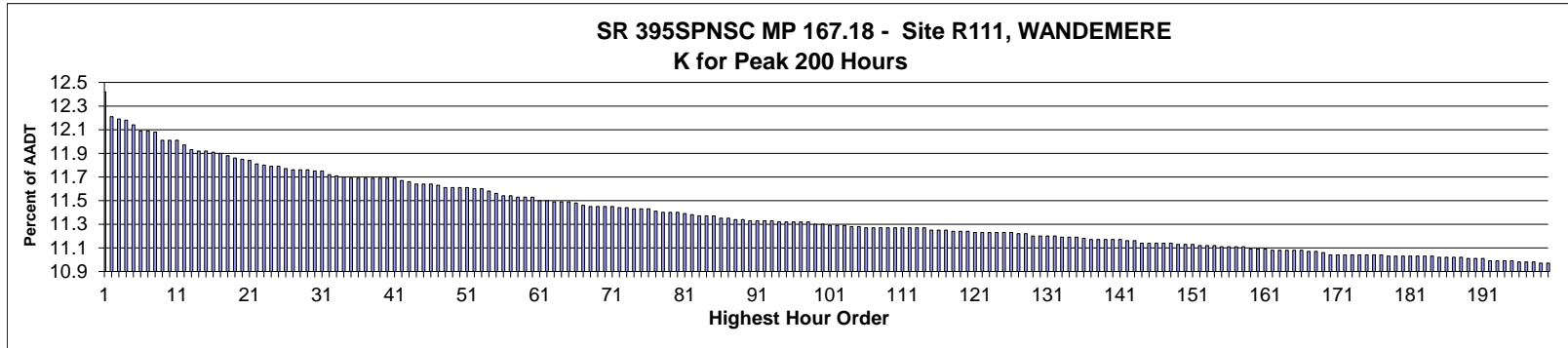
MO	DY	YR	DAY OF WK	HR	HR VOL	PERCENT OF AADT	HOUR NUMBER	AADT	NORTH VOLUME	SOUTH VOLUME	PERCENT NORTH IS OF TOTAL VOLUME	PERCENT SOUTH IS OF TOTAL VOLUME
4	9	2016	7	12	6,398	10.07	17	63,533	3,748	2,650	58.58	41.42
4	9	2016	7	13	6,392	10.06	18	63,533	3,569	2,823	55.84	44.16
4	2	2016	7	12	6,317	9.94	19	63,533	3,618	2,699	57.27	42.73
4	3	2016	1	13	6,298	9.91	20	63,533	3,600	2,698	57.16	42.84
4	10	2016	1	18	6,269	9.87	21	63,533	2,377	3,892	37.92	62.08
4	2	2016	7	14	6,233	9.81	22	63,533	3,239	2,994	51.97	48.03
4	2	2016	7	13	6,174	9.72	23	63,533	3,502	2,672	56.72	43.28
4	17	2016	1	15	6,135	9.66	24	63,533	2,844	3,291	46.36	53.64
4	10	2016	1	12	6,124	9.64	25	63,533	3,338	2,786	54.51	45.49
4	17	2016	1	17	6,114	9.62	26	63,533	2,390	3,724	39.09	60.91
4	8	2016	6	16	6,110	9.62	27	63,533	2,839	3,271	46.46	53.54
4	16	2016	7	16	6,108	9.61	28	63,533	2,734	3,374	44.76	55.24
4	8	2016	6	17	6,066	9.55	29	63,533	2,830	3,236	46.65	53.35
8	13	2016	7	17	6,065	9.55	30	63,533	3,237	2,828	53.37	46.63
4	16	2016	7	15	6,049	9.52	31	63,533	3,052	2,997	50.45	49.55
4	10	2016	1	13	6,036	9.50	32	63,533	3,171	2,865	52.53	47.47
4	10	2016	1	19	6,024	9.48	33	63,533	2,437	3,587	40.45	59.55
4	1	2016	6	17	6,017	9.47	34	63,533	2,972	3,045	49.39	50.61
4	8	2016	6	15	6,016	9.47	35	63,533	2,957	3,059	49.15	50.85
3	26	2016	7	16	6,000	9.44	36	63,533	3,035	2,965	50.58	49.42
4	3	2016	1	18	5,981	9.41	37	63,533	2,090	3,891	34.94	65.06
8	12	2016	6	16	5,979	9.41	38	63,533	3,090	2,889	51.68	48.32
4	8	2016	6	14	5,959	9.38	39	63,533	2,951	3,008	49.52	50.48
9	25	2016	1	18	5,953	9.37	40	63,533	2,821	3,132	47.39	52.61
4	3	2016	1	12	5,942	9.35	41	63,533	3,487	2,455	58.68	41.32
4	9	2016	7	11	5,935	9.34	42	63,533	3,636	2,299	61.26	38.74
4	2	2016	7	11	5,927	9.33	43	63,533	3,645	2,282	61.50	38.50
7	23	2016	7	12	5,924	9.32	44	63,533	3,167	2,757	53.46	46.54
8	12	2016	6	17	5,922	9.32	45	63,533	3,049	2,873	51.49	48.51
11	24	2016	5	12	5,906	9.30	46	63,533	3,089	2,817	52.30	47.70
4	9	2016	7	18	5,892	9.27	47	63,533	2,350	3,542	39.88	60.12
4	2	2016	7	18	5,887	9.27	48	63,533	2,262	3,625	38.42	61.58
4	16	2016	7	17	5,881	9.26	49	63,533	2,362	3,519	40.16	59.84
8	12	2016	6	18	5,880	9.26	50	63,533	3,091	2,789	52.57	47.43
8	14	2016	1	15	5,865	9.23	51	63,533	2,737	3,128	46.67	53.33
3	27	2016	1	18	5,846	9.20	52	63,533	2,638	3,208	45.12	54.88
4	7	2016	5	17	5,840	9.19	53	63,533	2,627	3,213	44.98	55.02
4	17	2016	1	18	5,828	9.17	54	63,533	2,176	3,652	37.34	62.66
11	24	2016	5	13	5,828	9.17	55	63,533	2,984	2,844	51.20	48.80
7	30	2016	7	12	5,827	9.17	56	63,533	3,113	2,714	53.42	46.58
8	7	2016	1	15	5,822	9.16	57	63,533	2,846	2,976	48.88	51.12
8	21	2016	1	18	5,815	9.15	58	63,533	2,524	3,291	43.40	56.60
3	27	2016	1	17	5,813	9.15	59	63,533	2,832	2,981	48.72	51.28
4	8	2016	6	18	5,811	9.15	60	63,533	2,854	2,957	49.11	50.89
8	6	2016	7	11	5,806	9.14	61	63,533	3,125	2,681	53.82	46.18
8	26	2016	6	16	5,804	9.14	62	63,533	2,963	2,841	51.05	48.95
4	1	2016	6	16	5,801	9.13	63	63,533	2,804	2,997	48.34	51.66
8	6	2016	7	13	5,798	9.13	64	63,533	3,213	2,585	55.42	44.58
8	13	2016	7	14	5,796	9.12	65	63,533	3,122	2,674	53.86	46.14
8	12	2016	6	15	5,790	9.11	66	63,533	2,965	2,825	51.21	48.79
3	26	2016	7	15	5,789	9.11	67	63,533	3,026	2,763	52.27	47.73

MO	DY	YR	DAY OF WK	HR	HR VOL	PERCENT OF AADT	HOUR NUMBER	AADT	NORTH VOLUME	SOUTH VOLUME	PERCENT NORTH IS OF TOTAL VOLUME	PERCENT SOUTH IS OF TOTAL VOLUME
8	20	2016	7	12	5,776	9.09	68	63,533	3,079	2,697	53.31	46.69
8	21	2016	1	17	5,775	9.09	69	63,533	2,469	3,306	42.75	57.25
8	6	2016	7	14	5,773	9.09	70	63,533	3,082	2,691	53.39	46.61
8	7	2016	1	14	5,772	9.09	71	63,533	2,822	2,950	48.89	51.11
8	28	2016	1	17	5,771	9.08	72	63,533	2,679	3,092	46.42	53.58
4	16	2016	7	14	5,765	9.07	73	63,533	3,160	2,605	54.81	45.19
5	20	2016	6	17	5,765	9.07	74	63,533	2,890	2,875	50.13	49.87
7	30	2016	7	13	5,755	9.06	75	63,533	3,063	2,692	53.22	46.78
8	20	2016	7	17	5,748	9.05	76	63,533	2,904	2,844	50.52	49.48
4	9	2016	7	10	5,738	9.03	77	63,533	3,792	1,946	66.09	33.91
3	26	2016	7	17	5,729	9.02	78	63,533	2,568	3,161	44.82	55.18
7	24	2016	1	16	5,727	9.01	79	63,533	2,765	2,962	48.28	51.72
7	1	2016	6	17	5,724	9.01	80	63,533	3,252	2,472	56.81	43.19
8	13	2016	7	16	5,719	9.00	81	63,533	3,149	2,570	55.06	44.94
8	6	2016	7	15	5,717	9.00	82	63,533	2,977	2,740	52.07	47.93
9	16	2016	6	17	5,713	8.99	83	63,533	2,937	2,776	51.41	48.59
3	25	2016	6	17	5,712	8.99	84	63,533	2,839	2,873	49.70	50.30
4	15	2016	6	17	5,711	8.99	85	63,533	2,841	2,870	49.75	50.25
8	6	2016	7	12	5,711	8.99	86	63,533	2,919	2,792	51.11	48.89
4	3	2016	1	19	5,708	8.98	87	63,533	1,883	3,825	32.99	67.01
6	10	2016	6	16	5,703	8.98	88	63,533	3,025	2,678	53.04	46.96
8	14	2016	1	16	5,699	8.97	89	63,533	2,575	3,124	45.18	54.82
7	31	2016	1	17	5,698	8.97	90	63,533	2,551	3,147	44.77	55.23
8	21	2016	1	15	5,698	8.97	91	63,533	2,461	3,237	43.19	56.81
12	30	2016	6	16	5,696	8.97	92	63,533	2,902	2,794	50.95	49.05
4	17	2016	1	14	5,695	8.96	93	63,533	2,731	2,964	47.95	52.05
8	21	2016	1	14	5,695	8.96	94	63,533	2,489	3,206	43.71	56.29
8	13	2016	7	11	5,685	8.95	95	63,533	3,078	2,607	54.14	45.86
8	27	2016	7	16	5,684	8.95	96	63,533	2,855	2,829	50.23	49.77
8	7	2016	1	17	5,680	8.94	97	63,533	2,575	3,105	45.33	54.67
4	15	2016	6	16	5,664	8.92	98	63,533	2,775	2,889	48.99	51.01
7	22	2016	6	18	5,663	8.91	99	63,533	3,070	2,593	54.21	45.79
8	19	2016	6	17	5,663	8.91	100	63,533	3,085	2,578	54.48	45.52
8	13	2016	7	12	5,661	8.91	101	63,533	3,103	2,558	54.81	45.19
8	21	2016	1	16	5,661	8.91	102	63,533	2,500	3,161	44.16	55.84
7	17	2016	1	16	5,653	8.90	103	63,533	2,661	2,992	47.07	52.93
8	7	2016	1	18	5,652	8.90	104	63,533	2,723	2,929	48.18	51.82
9	18	2016	1	18	5,652	8.90	105	63,533	2,614	3,038	46.25	53.75
8	20	2016	7	11	5,647	8.89	106	63,533	3,116	2,531	55.18	44.82
4	1	2016	6	15	5,646	8.89	107	63,533	2,836	2,810	50.23	49.77
8	6	2016	7	16	5,646	8.89	108	63,533	2,773	2,873	49.11	50.89
8	26	2016	6	17	5,637	8.87	109	63,533	3,052	2,585	54.14	45.86
4	1	2016	6	18	5,636	8.87	110	63,533	2,809	2,827	49.84	50.16
8	14	2016	1	17	5,634	8.87	111	63,533	2,456	3,178	43.59	56.41
7	30	2016	7	14	5,632	8.86	112	63,533	2,982	2,650	52.95	47.05
8	14	2016	1	14	5,632	8.86	113	63,533	2,554	3,078	45.35	54.65
3	27	2016	1	16	5,631	8.86	114	63,533	2,850	2,781	50.61	49.39
5	27	2016	6	17	5,630	8.86	115	63,533	3,260	2,370	57.90	42.10
8	14	2016	1	13	5,627	8.86	116	63,533	2,701	2,926	48.00	52.00
9	5	2016	2	17	5,627	8.86	117	63,533	2,441	3,186	43.38	56.62
8	27	2016	7	11	5,625	8.85	118	63,533	2,948	2,677	52.41	47.59

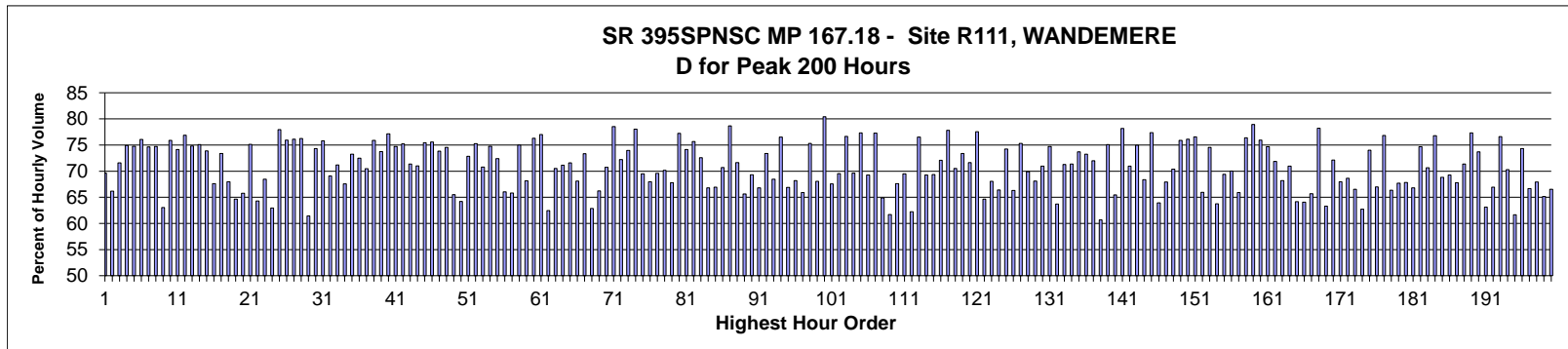


MO	DY	YR	DAY OF WK	HR	HR VOL	PERCENT OF AADT	HOUR NUMBER	AADT	NORTH VOLUME	SOUTH VOLUME	PERCENT NORTH IS OF TOTAL VOLUME	PERCENT SOUTH IS OF TOTAL VOLUME
11	11	2016	6	17	5,624	8.85	119	63,533	2,882	2,742	51.24	48.76
7	23	2016	7	14	5,623	8.85	120	63,533	2,851	2,772	50.70	49.30
7	24	2016	1	13	5,621	8.85	121	63,533	2,767	2,854	49.23	50.77
8	27	2016	7	12	5,620	8.85	122	63,533	2,862	2,758	50.93	49.07
7	16	2016	7	12	5,614	8.84	123	63,533	3,019	2,595	53.78	46.22
7	16	2016	7	11	5,609	8.83	124	63,533	2,830	2,779	50.45	49.55
8	20	2016	7	16	5,609	8.83	125	63,533	2,944	2,665	52.49	47.51
12	26	2016	2	16	5,605	8.82	126	63,533	2,846	2,759	50.78	49.22
8	27	2016	7	15	5,599	8.81	127	63,533	2,910	2,689	51.97	48.03
7	15	2016	6	17	5,596	8.81	128	63,533	2,963	2,633	52.95	47.05
7	24	2016	1	18	5,595	8.81	129	63,533	2,408	3,187	43.04	56.96
8	19	2016	6	16	5,594	8.80	130	63,533	2,884	2,710	51.56	48.44
7	24	2016	1	15	5,591	8.80	131	63,533	2,612	2,979	46.72	53.28
9	3	2016	7	16	5,588	8.80	132	63,533	3,183	2,405	56.96	43.04
9	2	2016	6	17	5,586	8.79	133	63,533	2,840	2,746	50.84	49.16
4	17	2016	1	13	5,583	8.79	134	63,533	2,886	2,697	51.69	48.31
7	15	2016	6	16	5,583	8.79	135	63,533	2,910	2,673	52.12	47.88
3	27	2016	1	14	5,579	8.78	136	63,533	2,663	2,916	47.73	52.27
3	27	2016	1	19	5,575	8.77	137	63,533	2,672	2,903	47.93	52.07
6	24	2016	6	17	5,574	8.77	138	63,533	3,085	2,489	55.35	44.65
7	30	2016	7	11	5,571	8.77	139	63,533	2,878	2,693	51.66	48.34
8	5	2016	6	18	5,571	8.77	140	63,533	2,908	2,663	52.20	47.80
9	25	2016	1	17	5,571	8.77	141	63,533	2,429	3,142	43.60	56.40
8	5	2016	6	16	5,570	8.77	142	63,533	2,933	2,637	52.66	47.34
7	22	2016	6	17	5,567	8.76	143	63,533	2,921	2,646	52.47	47.53
5	20	2016	6	16	5,562	8.75	144	63,533	2,701	2,861	48.56	51.44
7	17	2016	1	17	5,560	8.75	145	63,533	2,525	3,035	45.41	54.59
8	20	2016	7	13	5,560	8.75	146	63,533	2,992	2,568	53.81	46.19
8	5	2016	6	15	5,558	8.75	147	63,533	2,847	2,711	51.22	48.78
8	14	2016	1	18	5,558	8.75	148	63,533	2,336	3,222	42.03	57.97
8	28	2016	1	16	5,558	8.75	149	63,533	2,633	2,925	47.37	52.63
9	2	2016	6	18	5,557	8.75	150	63,533	2,885	2,672	51.92	48.08
6	18	2016	7	15	5,556	8.75	151	63,533	2,763	2,793	49.73	50.27
7	29	2016	6	18	5,553	8.74	152	63,533	2,925	2,628	52.67	47.33
8	5	2016	6	17	5,553	8.74	153	63,533	2,933	2,620	52.82	47.18
7	24	2016	1	17	5,551	8.74	154	63,533	2,520	3,031	45.40	54.60
6	10	2016	6	17	5,548	8.73	155	63,533	2,979	2,569	53.70	46.30
2	13	2016	7	12	5,546	8.73	156	63,533	3,153	2,393	56.85	43.15
3	25	2016	6	16	5,540	8.72	157	63,533	2,853	2,687	51.50	48.50
8	20	2016	7	15	5,539	8.72	158	63,533	2,944	2,595	53.15	46.85
3	27	2016	1	15	5,538	8.72	159	63,533	2,675	2,863	48.30	51.70
4	1	2016	6	14	5,538	8.72	160	63,533	2,929	2,609	52.89	47.11
7	30	2016	7	16	5,538	8.72	161	63,533	2,832	2,706	51.14	48.86
7	30	2016	7	15	5,535	8.71	162	63,533	2,824	2,711	51.02	48.98
8	14	2016	1	12	5,535	8.71	163	63,533	2,573	2,962	46.49	53.51
9	3	2016	7	14	5,531	8.71	164	63,533	3,064	2,467	55.40	44.60
6	19	2016	1	16	5,530	8.70	165	63,533	2,632	2,898	47.59	52.41
4	7	2016	5	16	5,528	8.70	166	63,533	2,617	2,911	47.34	52.66
8	4	2016	5	16	5,527	8.70	167	63,533	3,005	2,522	54.37	45.63
3	19	2016	7	12	5,525	8.70	168	63,533	3,155	2,370	57.10	42.90
3	26	2016	7	14	5,523	8.69	169	63,533	2,920	2,603	52.87	47.13

MO	DY	YR	DAY OF WK	HR	HR VOL	PERCENT OF AADT	HOUR NUMBER	AADT	NORTH VOLUME	SOUTH VOLUME	PERCENT NORTH IS OF TOTAL VOLUME	PERCENT SOUTH IS OF TOTAL VOLUME
10	22	2016	7	12	5,523	8.69	170	63,533	2,840	2,683	51.42	48.58
11	13	2016	1	17	5,521	8.69	171	63,533	2,942	2,579	53.29	46.71
7	10	2016	1	16	5,520	8.69	172	63,533	2,669	2,851	48.35	51.65
9	23	2016	6	17	5,516	8.68	173	63,533	2,963	2,553	53.72	46.28
8	12	2016	6	14	5,510	8.67	174	63,533	2,783	2,727	50.51	49.49
6	19	2016	1	18	5,509	8.67	175	63,533	2,527	2,982	45.87	54.13
4	16	2016	7	12	5,506	8.67	176	63,533	3,111	2,395	56.50	43.50
8	28	2016	1	14	5,506	8.67	177	63,533	2,478	3,028	45.01	54.99
7	31	2016	1	16	5,504	8.66	178	63,533	2,561	2,943	46.53	53.47
9	10	2016	7	16	5,503	8.66	179	63,533	2,755	2,748	50.06	49.94
7	29	2016	6	15	5,501	8.66	180	63,533	3,022	2,479	54.94	45.06
3	19	2016	7	16	5,500	8.66	181	63,533	2,670	2,830	48.55	51.45
7	23	2016	7	15	5,499	8.66	182	63,533	2,803	2,696	50.97	49.03
6	19	2016	1	14	5,498	8.65	183	63,533	2,493	3,005	45.34	54.66
7	2	2016	7	12	5,498	8.65	184	63,533	3,233	2,265	58.80	41.20
8	13	2016	7	13	5,496	8.65	185	63,533	3,116	2,380	56.70	43.30
3	26	2016	7	13	5,495	8.65	186	63,533	3,042	2,453	55.36	44.64
4	7	2016	5	14	5,493	8.65	187	63,533	2,907	2,586	52.92	47.08
12	30	2016	6	15	5,493	8.65	188	63,533	2,994	2,499	54.51	45.49
12	26	2016	2	12	5,492	8.64	189	63,533	2,655	2,837	48.34	51.66
12	30	2016	6	17	5,492	8.64	190	63,533	2,693	2,799	49.03	50.97
9	3	2016	7	17	5,490	8.64	191	63,533	3,079	2,411	56.08	43.92
8	19	2016	6	15	5,485	8.63	192	63,533	2,820	2,665	51.41	48.59
6	19	2016	1	15	5,483	8.63	193	63,533	2,618	2,865	47.75	52.25
6	25	2016	7	13	5,481	8.63	194	63,533	2,434	3,047	44.41	55.59
7	31	2016	1	18	5,480	8.63	195	63,533	2,395	3,085	43.70	56.30
9	17	2016	7	15	5,479	8.62	196	63,533	2,654	2,825	48.44	51.56
7	9	2016	7	12	5,477	8.62	197	63,533	3,000	2,477	54.77	45.23
3	25	2016	6	18	5,476	8.62	198	63,533	2,812	2,664	51.35	48.65
7	22	2016	6	16	5,475	8.62	199	63,533	2,976	2,499	54.36	45.64
9	18	2016	1	17	5,475	8.62	200	63,533	2,507	2,968	45.79	54.21



**AADT= 8,086      K 30 FACTOR= 11.75      K 100 FACTOR= 11.30      K 200 FACTOR= 10.97      D 30 FACTOR= 74.32**



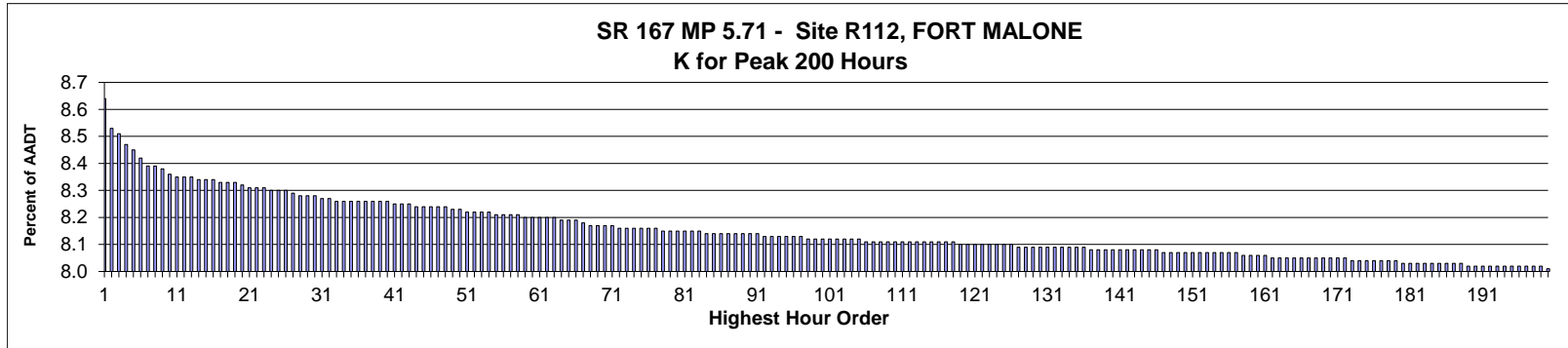
MO	DY	YR	DAY OF WK	HR	HR VOL	PERCENT OF AADT	HOUR NUMBER	AADT	NORTH VOLUME	SOUTH VOLUME	PERCENT NORTH IS OF TOTAL VOLUME	PERCENT SOUTH IS OF TOTAL VOLUME
9	8	2016	5	18	1,004	12.42	1	8,086	699	305	69.62	30.38
6	8	2016	4	17	987	12.21	2	8,086	653	334	66.16	33.84
9	27	2016	3	8	986	12.19	3	8,086	280	706	28.40	71.60
9	26	2016	2	8	985	12.18	4	8,086	247	738	25.08	74.92
9	28	2016	4	8	982	12.14	5	8,086	248	734	25.25	74.75
5	31	2016	3	8	978	12.09	6	8,086	234	744	23.93	76.07
10	5	2016	4	8	978	12.09	7	8,086	248	730	25.36	74.64
5	9	2016	2	8	977	12.08	8	8,086	247	730	25.28	74.72
9	15	2016	5	17	971	12.01	9	8,086	612	359	63.03	36.97
9	19	2016	2	8	971	12.01	10	8,086	234	737	24.10	75.90
10	10	2016	2	8	971	12.01	11	8,086	251	720	25.85	74.15
10	24	2016	2	8	968	11.97	12	8,086	224	744	23.14	76.86
11	2	2016	4	8	965	11.93	13	8,086	243	722	25.18	74.82
5	17	2016	3	8	964	11.92	14	8,086	240	724	24.90	75.10
11	9	2016	4	8	964	11.92	15	8,086	252	712	26.14	73.86
10	11	2016	3	18	963	11.91	16	8,086	651	312	67.60	32.40

MO	DY	YR	DAY OF WK	HR	HR VOL	PERCENT OF AADT	HOUR NUMBER	AADT	NORTH VOLUME	SOUTH VOLUME	PERCENT NORTH IS OF TOTAL VOLUME	PERCENT SOUTH IS OF TOTAL VOLUME
11	7	2016	2	8	962	11.90	17	8,086	256	706	26.61	73.39
9	27	2016	3	18	961	11.88	18	8,086	653	308	67.95	32.05
11	10	2016	5	17	959	11.86	19	8,086	620	339	64.65	35.35
6	16	2016	5	17	958	11.85	20	8,086	630	328	65.76	34.24
10	11	2016	3	8	957	11.84	21	8,086	238	719	24.87	75.13
11	9	2016	4	17	955	11.81	22	8,086	614	341	64.29	35.71
9	13	2016	3	18	954	11.80	23	8,086	653	301	68.45	31.55
9	8	2016	5	17	953	11.79	24	8,086	600	353	62.96	37.04
12	5	2016	2	8	953	11.79	25	8,086	210	743	22.04	77.96
5	10	2016	3	8	952	11.77	26	8,086	229	723	24.05	75.95
10	12	2016	4	8	951	11.76	27	8,086	227	724	23.87	76.13
11	8	2016	3	8	951	11.76	28	8,086	226	725	23.76	76.24
11	18	2016	6	17	951	11.76	29	8,086	584	367	61.41	38.59
5	3	2016	3	8	950	11.75	30	8,086	244	706	25.68	74.32
11	15	2016	3	8	950	11.75	31	8,086	230	720	24.21	75.79
10	6	2016	5	18	948	11.72	32	8,086	655	293	69.09	30.91
9	28	2016	4	18	947	11.71	33	8,086	674	273	71.17	28.83
9	21	2016	4	18	946	11.70	34	8,086	639	307	67.55	32.45
4	26	2016	3	8	945	11.69	35	8,086	253	692	26.77	73.23
7	19	2016	3	18	945	11.69	36	8,086	685	260	72.49	27.51
8	30	2016	3	18	945	11.69	37	8,086	666	279	70.48	29.52
9	20	2016	3	8	945	11.69	38	8,086	228	717	24.13	75.87
9	22	2016	5	8	945	11.69	39	8,086	248	697	26.24	73.76
10	17	2016	2	8	945	11.69	40	8,086	216	729	22.86	77.14
10	18	2016	3	8	945	11.69	41	8,086	239	706	25.29	74.71
10	4	2016	3	8	944	11.67	42	8,086	234	710	24.79	75.21
9	29	2016	5	18	943	11.66	43	8,086	673	270	71.37	28.63
8	4	2016	5	18	941	11.64	44	8,086	668	273	70.99	29.01
10	20	2016	5	8	941	11.64	45	8,086	231	710	24.55	75.45
11	21	2016	2	8	941	11.64	46	8,086	230	711	24.44	75.56
10	19	2016	4	8	940	11.63	47	8,086	246	694	26.17	73.83
6	6	2016	2	8	939	11.61	48	8,086	239	700	25.45	74.55
7	12	2016	3	17	939	11.61	49	8,086	615	324	65.50	34.50
7	14	2016	5	17	939	11.61	50	8,086	603	336	64.22	35.78
8	23	2016	3	18	939	11.61	51	8,086	684	255	72.84	27.16
5	2	2016	2	8	938	11.60	52	8,086	232	706	24.73	75.27
9	7	2016	4	18	938	11.60	53	8,086	664	274	70.79	29.21
10	3	2016	2	8	936	11.58	54	8,086	236	700	25.21	74.79
6	9	2016	5	8	935	11.56	55	8,086	258	677	27.59	72.41
4	19	2016	3	17	933	11.54	56	8,086	616	317	66.02	33.98
4	28	2016	5	17	933	11.54	57	8,086	614	319	65.81	34.19
9	6	2016	3	8	932	11.53	58	8,086	233	699	25.00	75.00
9	14	2016	4	18	932	11.53	59	8,086	635	297	68.13	31.87
10	6	2016	5	8	932	11.53	60	8,086	221	711	23.71	76.29
5	23	2016	2	8	930	11.50	61	8,086	214	716	23.01	76.99
12	8	2016	5	17	930	11.50	62	8,086	581	349	62.47	37.53
5	10	2016	3	18	929	11.49	63	8,086	655	274	70.51	29.49
7	7	2016	5	18	929	11.49	64	8,086	661	268	71.15	28.85
10	5	2016	4	18	929	11.49	65	8,086	665	264	71.58	28.42
5	13	2016	6	17	928	11.48	66	8,086	632	296	68.10	31.90
11	1	2016	3	8	927	11.46	67	8,086	247	680	26.65	73.35

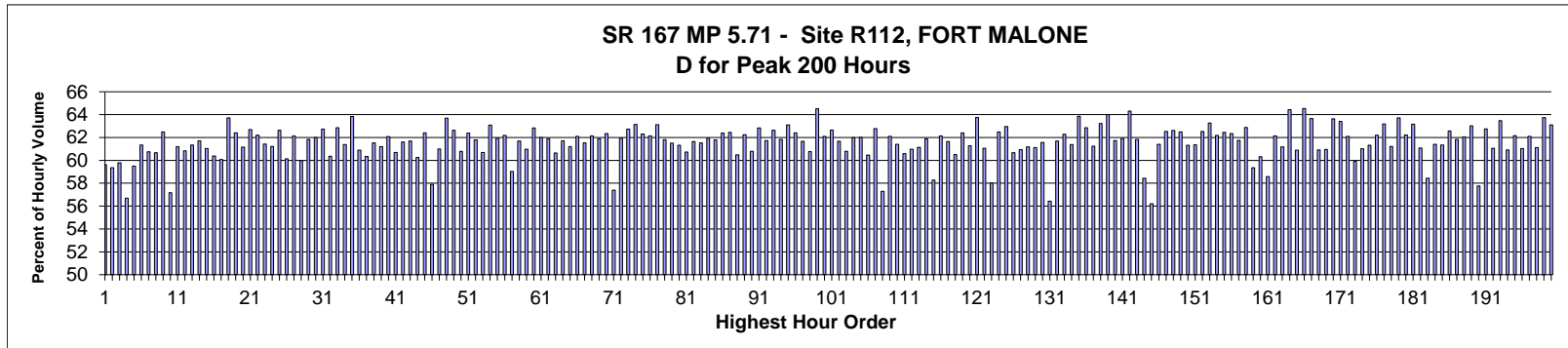
MO	DY	YR	DAY OF WK	HR	HR VOL	PERCENT OF AADT	HOUR NUMBER	AADT	NORTH VOLUME	SOUTH VOLUME	PERCENT NORTH IS OF TOTAL VOLUME	PERCENT SOUTH IS OF TOTAL VOLUME
7	13	2016	4	17	926	11.45	68	8,086	582	344	62.85	37.15
9	22	2016	5	17	926	11.45	69	8,086	613	313	66.20	33.80
11	3	2016	5	18	926	11.45	70	8,086	655	271	70.73	29.27
11	16	2016	4	8	926	11.45	71	8,086	199	727	21.49	78.51
8	29	2016	2	18	925	11.44	72	8,086	668	257	72.22	27.78
9	13	2016	3	8	925	11.44	73	8,086	241	684	26.05	73.95
5	4	2016	4	8	924	11.43	74	8,086	203	721	21.97	78.03
6	23	2016	5	18	924	11.43	75	8,086	642	282	69.48	30.52
9	15	2016	5	18	924	11.43	76	8,086	628	296	67.97	32.03
10	18	2016	3	18	923	11.41	77	8,086	642	281	69.56	30.44
6	14	2016	3	18	922	11.40	78	8,086	647	275	70.17	29.83
9	6	2016	3	17	922	11.40	79	8,086	625	297	67.79	32.21
11	22	2016	3	8	922	11.40	80	8,086	210	712	22.78	77.22
6	7	2016	3	8	921	11.39	81	8,086	238	683	25.84	74.16
6	1	2016	4	8	920	11.38	82	8,086	224	696	24.35	75.65
4	19	2016	3	18	919	11.37	83	8,086	667	252	72.58	27.42
8	23	2016	3	17	919	11.37	84	8,086	614	305	66.81	33.19
10	12	2016	4	17	919	11.37	85	8,086	615	304	66.92	33.08
9	22	2016	5	18	918	11.35	86	8,086	649	269	70.70	29.30
12	1	2016	5	8	918	11.35	87	8,086	196	722	21.35	78.65
6	7	2016	3	18	917	11.34	88	8,086	657	260	71.65	28.35
9	26	2016	2	17	917	11.34	89	8,086	602	315	65.65	34.35
6	22	2016	4	18	916	11.33	90	8,086	635	281	69.32	30.68
7	28	2016	5	17	916	11.33	91	8,086	612	304	66.81	33.19
8	18	2016	5	18	916	11.33	92	8,086	672	244	73.36	26.64
11	7	2016	2	17	916	11.33	93	8,086	627	289	68.45	31.55
4	27	2016	4	8	915	11.32	94	8,086	215	700	23.50	76.50
6	3	2016	6	17	915	11.32	95	8,086	612	303	66.89	33.11
7	28	2016	5	18	915	11.32	96	8,086	624	291	68.20	31.80
8	30	2016	3	17	915	11.32	97	8,086	603	312	65.90	34.10
10	26	2016	4	8	915	11.32	98	8,086	226	689	24.70	75.30
10	18	2016	3	17	914	11.30	99	8,086	622	292	68.05	31.95
11	29	2016	3	8	914	11.30	100	8,086	179	735	19.58	80.42
5	20	2016	6	18	913	11.29	101	8,086	617	296	67.58	32.42
9	6	2016	3	18	913	11.29	102	8,086	635	278	69.55	30.45
11	14	2016	2	8	913	11.29	103	8,086	213	700	23.33	76.67
5	17	2016	3	17	912	11.28	104	8,086	635	277	69.63	30.37
9	7	2016	4	8	912	11.28	105	8,086	207	705	22.70	77.30
5	3	2016	3	18	911	11.27	106	8,086	631	280	69.26	30.74
5	5	2016	5	8	911	11.27	107	8,086	207	704	22.72	77.28
9	1	2016	5	17	911	11.27	108	8,086	591	320	64.87	35.13
9	9	2016	6	17	911	11.27	109	8,086	562	349	61.69	38.31
9	9	2016	6	18	911	11.27	110	8,086	616	295	67.62	32.38
9	28	2016	4	17	911	11.27	111	8,086	633	278	69.48	30.52
9	30	2016	6	17	911	11.27	112	8,086	567	344	62.24	37.76
11	10	2016	5	8	911	11.27	113	8,086	214	697	23.49	76.51
11	15	2016	3	17	911	11.27	114	8,086	631	280	69.26	30.74
5	16	2016	2	18	910	11.25	115	8,086	631	279	69.34	30.66
8	31	2016	4	18	910	11.25	116	8,086	656	254	72.09	27.91
12	7	2016	4	8	910	11.25	117	8,086	202	708	22.20	77.80
8	10	2016	4	18	909	11.24	118	8,086	641	268	70.52	29.48

MO	DY	YR	DAY OF WK	HR	HR VOL	PERCENT OF AADT	HOUR NUMBER	AADT	NORTH VOLUME	SOUTH VOLUME	PERCENT NORTH IS OF TOTAL VOLUME	PERCENT SOUTH IS OF TOTAL VOLUME
9	8	2016	5	8	909	11.24	119	8,086	242	667	26.62	73.38
10	17	2016	2	18	909	11.24	120	8,086	651	258	71.62	28.38
4	19	2016	3	8	908	11.23	121	8,086	204	704	22.47	77.53
6	10	2016	6	17	908	11.23	122	8,086	587	321	64.65	35.35
7	13	2016	4	18	908	11.23	123	8,086	618	290	68.06	31.94
9	7	2016	4	17	908	11.23	124	8,086	603	305	66.41	33.59
9	14	2016	4	8	908	11.23	125	8,086	234	674	25.77	74.23
9	20	2016	3	17	908	11.23	126	8,086	602	306	66.30	33.70
9	29	2016	5	8	907	11.22	127	8,086	224	683	24.70	75.30
10	4	2016	3	18	907	11.22	128	8,086	634	273	69.90	30.10
5	11	2016	4	18	906	11.20	129	8,086	617	289	68.10	31.90
6	8	2016	4	18	906	11.20	130	8,086	643	263	70.97	29.03
6	13	2016	2	8	906	11.20	131	8,086	229	677	25.28	74.72
7	7	2016	5	17	906	11.20	132	8,086	577	329	63.69	36.31
4	25	2016	2	18	905	11.19	133	8,086	645	260	71.27	28.73
9	9	2016	6	8	905	11.19	134	8,086	259	646	28.62	71.38
9	12	2016	2	18	905	11.19	135	8,086	667	238	73.70	26.30
9	21	2016	4	8	904	11.18	136	8,086	242	662	26.77	73.23
8	15	2016	2	18	903	11.17	137	8,086	650	253	71.98	28.02
9	16	2016	6	17	903	11.17	138	8,086	548	355	60.69	39.31
10	13	2016	5	8	903	11.17	139	8,086	225	678	24.92	75.08
11	8	2016	3	17	903	11.17	140	8,086	591	312	65.45	34.55
11	28	2016	2	8	903	11.17	141	8,086	197	706	21.82	78.18
8	17	2016	4	18	902	11.16	142	8,086	640	262	70.95	29.05
10	25	2016	3	8	902	11.16	143	8,086	226	676	25.06	74.94
5	24	2016	3	17	901	11.14	144	8,086	616	285	68.37	31.63
5	26	2016	5	8	901	11.14	145	8,086	204	697	22.64	77.36
6	9	2016	5	17	901	11.14	146	8,086	576	325	63.93	36.07
8	16	2016	3	18	901	11.14	147	8,086	612	289	67.92	32.08
9	20	2016	3	18	901	11.14	148	8,086	634	267	70.37	29.63
5	11	2016	4	8	900	11.13	149	8,086	217	683	24.11	75.89
5	24	2016	3	8	900	11.13	150	8,086	215	685	23.89	76.11
9	23	2016	6	8	900	11.13	151	8,086	211	689	23.44	76.56
4	21	2016	5	17	899	11.12	152	8,086	593	306	65.96	34.04
5	25	2016	4	8	899	11.12	153	8,086	229	670	25.47	74.53
8	18	2016	5	17	899	11.12	154	8,086	573	326	63.74	36.26
4	13	2016	4	18	898	11.11	155	8,086	623	275	69.38	30.62
10	12	2016	4	18	898	11.11	156	8,086	629	269	70.04	29.96
11	4	2016	6	17	898	11.11	157	8,086	592	306	65.92	34.08
12	6	2016	3	8	898	11.11	158	8,086	212	686	23.61	76.39
4	11	2016	2	8	897	11.09	159	8,086	189	708	21.07	78.93
5	18	2016	4	8	897	11.09	160	8,086	216	681	24.08	75.92
10	31	2016	2	8	897	11.09	161	8,086	227	670	25.31	74.69
4	11	2016	2	18	896	11.08	162	8,086	644	252	71.88	28.13
5	18	2016	4	17	896	11.08	163	8,086	611	285	68.19	31.81
6	2	2016	5	18	896	11.08	164	8,086	636	260	70.98	29.02
8	26	2016	6	17	896	11.08	165	8,086	575	321	64.17	35.83
9	30	2016	6	18	896	11.08	166	8,086	574	322	64.06	35.94
4	22	2016	6	18	895	11.07	167	8,086	588	307	65.70	34.30
10	27	2016	5	8	895	11.07	168	8,086	195	700	21.79	78.21
10	6	2016	5	17	894	11.06	169	8,086	566	328	63.31	36.69

MO	DY	YR	DAY OF WK	HR	HR VOL	PERCENT OF AADT	HOUR NUMBER	AADT	NORTH VOLUME	SOUTH VOLUME	PERCENT NORTH IS OF TOTAL VOLUME	PERCENT SOUTH IS OF TOTAL VOLUME
5	24	2016	3	18	893	11.04	170	8,086	644	249	72.12	27.88
6	16	2016	5	18	893	11.04	171	8,086	607	286	67.97	32.03
7	6	2016	4	18	893	11.04	172	8,086	613	280	68.65	31.35
7	19	2016	3	17	893	11.04	173	8,086	594	299	66.52	33.48
9	14	2016	4	17	893	11.04	174	8,086	560	333	62.71	37.29
9	15	2016	5	8	893	11.04	175	8,086	232	661	25.98	74.02
11	17	2016	5	17	893	11.04	176	8,086	598	295	66.97	33.03
12	8	2016	5	8	893	11.04	177	8,086	207	686	23.18	76.82
5	12	2016	5	17	892	11.03	178	8,086	592	300	66.37	33.63
6	15	2016	4	17	892	11.03	179	8,086	604	288	67.71	32.29
7	12	2016	3	18	892	11.03	180	8,086	605	287	67.83	32.17
10	4	2016	3	17	892	11.03	181	8,086	596	296	66.82	33.18
10	28	2016	6	8	892	11.03	182	8,086	226	666	25.34	74.66
10	31	2016	2	17	892	11.03	183	8,086	630	262	70.63	29.37
11	17	2016	5	8	892	11.03	184	8,086	207	685	23.21	76.79
4	28	2016	5	18	891	11.02	185	8,086	613	278	68.80	31.20
5	3	2016	3	17	891	11.02	186	8,086	617	274	69.25	30.75
8	19	2016	6	17	891	11.02	187	8,086	604	287	67.79	32.21
8	24	2016	4	18	891	11.02	188	8,086	636	255	71.38	28.62
4	21	2016	5	8	890	11.01	189	8,086	202	688	22.70	77.30
8	30	2016	3	8	890	11.01	190	8,086	234	656	26.29	73.71
10	11	2016	3	17	890	11.01	191	8,086	562	328	63.15	36.85
4	26	2016	3	17	889	10.99	192	8,086	595	294	66.93	33.07
5	19	2016	5	8	889	10.99	193	8,086	208	681	23.40	76.60
8	11	2016	5	18	889	10.99	194	8,086	625	264	70.30	29.70
9	23	2016	6	17	889	10.99	195	8,086	548	341	61.64	38.36
4	12	2016	3	8	888	10.98	196	8,086	228	660	25.68	74.32
7	14	2016	5	18	888	10.98	197	8,086	592	296	66.67	33.33
7	20	2016	4	18	888	10.98	198	8,086	603	285	67.91	32.09
4	13	2016	4	17	887	10.97	199	8,086	578	309	65.16	34.84
5	4	2016	4	17	887	10.97	200	8,086	590	297	66.52	33.48



AADT= 43,858      K 30 FACTOR= 8.28      K 100 FACTOR= 8.12      K 200 FACTOR= 8.01      D 30 FACTOR= 61.99



MO	DY	YR	DAY OF WK	HR	HR VOL	PERCENT OF AADT	HOUR NUMBER	AADT	NORTH VOLUME	SOUTH VOLUME	PERCENT NORTH IS OF TOTAL VOLUME	PERCENT SOUTH IS OF TOTAL VOLUME
11	16	2016	4	17	3,789	8.64	1	43,858	2,259	1,530	59.62	40.38
4	26	2016	3	18	3,742	8.53	2	43,858	2,221	1,521	59.35	40.65
7	21	2016	5	17	3,734	8.51	3	43,858	2,232	1,502	59.78	40.22
4	14	2016	5	16	3,714	8.47	4	43,858	2,106	1,608	56.70	43.30
5	31	2016	3	17	3,704	8.45	5	43,858	2,204	1,500	59.50	40.50
11	29	2016	3	17	3,695	8.42	6	43,858	2,267	1,428	61.35	38.65
3	21	2016	2	17	3,679	8.39	7	43,858	2,235	1,444	60.75	39.25
8	3	2016	4	17	3,678	8.39	8	43,858	2,231	1,447	60.66	39.34
7	20	2016	4	18	3,674	8.38	9	43,858	2,296	1,378	62.49	37.51
4	28	2016	5	16	3,666	8.36	10	43,858	2,096	1,570	57.17	42.83
4	13	2016	4	17	3,662	8.35	11	43,858	2,241	1,421	61.20	38.80
11	3	2016	5	18	3,662	8.35	12	43,858	2,228	1,434	60.84	39.16
5	11	2016	4	17	3,661	8.35	13	43,858	2,246	1,415	61.35	38.65
10	6	2016	5	17	3,659	8.34	14	43,858	2,258	1,401	61.71	38.29
5	26	2016	5	17	3,658	8.34	15	43,858	2,233	1,425	61.04	38.96
11	17	2016	5	17	3,658	8.34	16	43,858	2,209	1,449	60.39	39.61

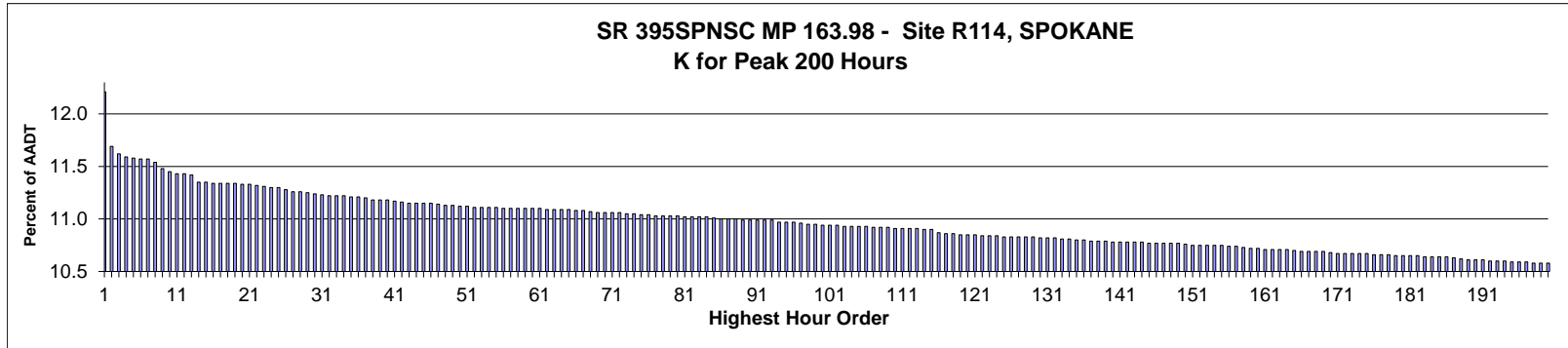


MO	DY	YR	DAY OF WK	HR	HR VOL	PERCENT OF AADT	HOUR NUMBER	AADT	NORTH VOLUME	SOUTH VOLUME	PERCENT NORTH IS OF TOTAL VOLUME	PERCENT SOUTH IS OF TOTAL VOLUME
11	14	2016	2	17	3,655	8.33	17	43,858	2,196	1,459	60.08	39.92
9	9	2016	6	17	3,654	8.33	18	43,858	2,328	1,326	63.71	36.29
4	14	2016	5	18	3,652	8.33	19	43,858	2,279	1,373	62.40	37.60
6	7	2016	3	17	3,650	8.32	20	43,858	2,232	1,418	61.15	38.85
12	20	2016	3	17	3,645	8.31	21	43,858	2,285	1,360	62.69	37.31
4	14	2016	5	17	3,644	8.31	22	43,858	2,267	1,377	62.21	37.79
8	24	2016	4	17	3,644	8.31	23	43,858	2,238	1,406	61.42	38.58
5	11	2016	4	18	3,642	8.30	24	43,858	2,230	1,412	61.23	38.77
10	12	2016	4	17	3,642	8.30	25	43,858	2,281	1,361	62.63	37.37
5	23	2016	2	17	3,639	8.30	26	43,858	2,188	1,451	60.13	39.87
10	27	2016	5	17	3,635	8.29	27	43,858	2,259	1,376	62.15	37.85
3	16	2016	4	17	3,632	8.28	28	43,858	2,178	1,454	59.97	40.03
5	24	2016	3	18	3,632	8.28	29	43,858	2,246	1,386	61.84	38.16
4	27	2016	4	17	3,631	8.28	30	43,858	2,251	1,380	61.99	38.01
2	9	2016	3	17	3,625	8.27	31	43,858	2,274	1,351	62.73	37.27
6	21	2016	3	17	3,625	8.27	32	43,858	2,188	1,437	60.36	39.64
7	27	2016	4	18	3,624	8.26	33	43,858	2,278	1,346	62.86	37.14
5	17	2016	3	17	3,623	8.26	34	43,858	2,224	1,399	61.39	38.61
9	9	2016	6	18	3,623	8.26	35	43,858	2,313	1,310	63.84	36.16
10	19	2016	4	17	3,623	8.26	36	43,858	2,206	1,417	60.89	39.11
11	18	2016	6	17	3,623	8.26	37	43,858	2,186	1,437	60.34	39.66
2	18	2016	5	17	3,621	8.26	38	43,858	2,228	1,393	61.53	38.47
5	25	2016	4	18	3,621	8.26	39	43,858	2,216	1,405	61.20	38.80
7	12	2016	3	18	3,621	8.26	40	43,858	2,248	1,373	62.08	37.92
5	2	2016	2	17	3,620	8.25	41	43,858	2,197	1,423	60.69	39.31
9	7	2016	4	17	3,620	8.25	42	43,858	2,230	1,390	61.60	38.40
7	27	2016	4	17	3,619	8.25	43	43,858	2,233	1,386	61.70	38.30
1	7	2016	5	17	3,616	8.24	44	43,858	2,179	1,437	60.26	39.74
5	16	2016	2	17	3,615	8.24	45	43,858	2,256	1,359	62.41	37.59
11	17	2016	5	16	3,614	8.24	46	43,858	2,093	1,521	57.91	42.09
5	4	2016	4	17	3,613	8.24	47	43,858	2,204	1,409	61.00	39.00
6	7	2016	3	18	3,613	8.24	48	43,858	2,301	1,312	63.69	36.31
10	5	2016	4	17	3,611	8.23	49	43,858	2,262	1,349	62.64	37.36
4	6	2016	4	17	3,609	8.23	50	43,858	2,194	1,415	60.79	39.21
11	28	2016	2	17	3,607	8.22	51	43,858	2,250	1,357	62.38	37.62
5	17	2016	3	18	3,605	8.22	52	43,858	2,228	1,377	61.80	38.20
5	3	2016	3	17	3,604	8.22	53	43,858	2,187	1,417	60.68	39.32
8	11	2016	5	18	3,603	8.22	54	43,858	2,273	1,330	63.09	36.91
9	8	2016	5	17	3,602	8.21	55	43,858	2,231	1,371	61.94	38.06
9	29	2016	5	17	3,602	8.21	56	43,858	2,240	1,362	62.19	37.81
9	9	2016	6	16	3,601	8.21	57	43,858	2,126	1,475	59.04	40.96
4	12	2016	3	17	3,600	8.21	58	43,858	2,221	1,379	61.69	38.31
5	12	2016	5	18	3,597	8.20	59	43,858	2,193	1,404	60.97	39.03
6	1	2016	4	18	3,597	8.20	60	43,858	2,260	1,337	62.83	37.17
6	8	2016	4	18	3,597	8.20	61	43,858	2,230	1,367	62.00	38.00
4	26	2016	3	17	3,595	8.20	62	43,858	2,225	1,370	61.89	38.11
5	13	2016	6	17	3,595	8.20	63	43,858	2,180	1,415	60.64	39.36
5	20	2016	6	17	3,591	8.19	64	43,858	2,216	1,375	61.71	38.29
8	16	2016	3	17	3,591	8.19	65	43,858	2,198	1,393	61.21	38.79
6	30	2016	5	17	3,590	8.19	66	43,858	2,229	1,361	62.09	37.91
6	8	2016	4	17	3,586	8.18	67	43,858	2,206	1,380	61.52	38.48

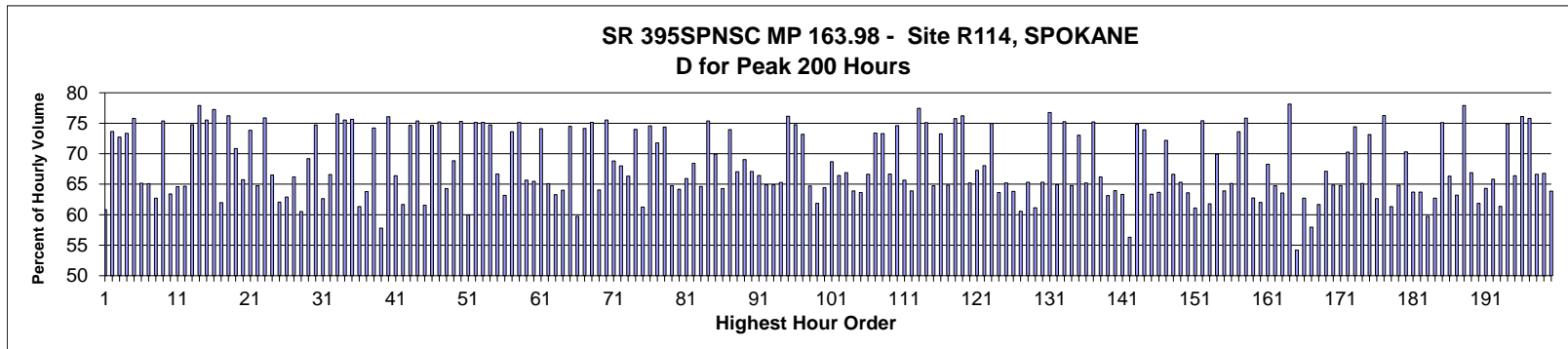
MO	DY	YR	DAY OF WK	HR	HR VOL	PERCENT OF AADT	HOUR NUMBER	AADT	NORTH VOLUME	SOUTH VOLUME	PERCENT NORTH IS OF TOTAL VOLUME	PERCENT SOUTH IS OF TOTAL VOLUME
8	9	2016	3	18	3,582	8.17	68	43,858	2,226	1,356	62.14	37.86
8	17	2016	4	18	3,582	8.17	69	43,858	2,217	1,365	61.89	38.11
11	8	2016	3	17	3,582	8.17	70	43,858	2,233	1,349	62.34	37.66
11	14	2016	2	16	3,582	8.17	71	43,858	2,056	1,526	57.40	42.60
9	14	2016	4	18	3,581	8.16	72	43,858	2,218	1,363	61.94	38.06
1	26	2016	3	17	3,580	8.16	73	43,858	2,246	1,334	62.74	37.26
9	14	2016	4	17	3,579	8.16	74	43,858	2,260	1,319	63.15	36.85
5	9	2016	2	18	3,577	8.16	75	43,858	2,229	1,348	62.31	37.69
5	18	2016	4	17	3,577	8.16	76	43,858	2,223	1,354	62.15	37.85
8	23	2016	3	17	3,577	8.16	77	43,858	2,258	1,319	63.13	36.87
4	29	2016	6	17	3,575	8.15	78	43,858	2,210	1,365	61.82	38.18
8	25	2016	5	17	3,574	8.15	79	43,858	2,198	1,376	61.50	38.50
10	20	2016	5	18	3,574	8.15	80	43,858	2,192	1,382	61.33	38.67
1	21	2016	5	17	3,573	8.15	81	43,858	2,170	1,403	60.73	39.27
4	21	2016	5	18	3,573	8.15	82	43,858	2,203	1,370	61.66	38.34
11	16	2016	4	18	3,573	8.15	83	43,858	2,198	1,375	61.52	38.48
9	8	2016	5	18	3,572	8.14	84	43,858	2,212	1,360	61.93	38.07
9	28	2016	4	17	3,572	8.14	85	43,858	2,207	1,365	61.79	38.21
6	28	2016	3	17	3,570	8.14	86	43,858	2,227	1,343	62.38	37.62
2	24	2016	4	17	3,569	8.14	87	43,858	2,229	1,340	62.45	37.55
4	11	2016	2	17	3,569	8.14	88	43,858	2,159	1,410	60.49	39.51
2	16	2016	3	17	3,568	8.14	89	43,858	2,221	1,347	62.25	37.75
6	22	2016	4	17	3,568	8.14	90	43,858	2,169	1,399	60.79	39.21
9	19	2016	2	17	3,568	8.14	91	43,858	2,242	1,326	62.84	37.16
1	28	2016	5	17	3,567	8.13	92	43,858	2,202	1,365	61.73	38.27
4	7	2016	5	17	3,567	8.13	93	43,858	2,234	1,333	62.63	37.37
1	20	2016	4	17	3,566	8.13	94	43,858	2,205	1,361	61.83	38.17
9	15	2016	5	17	3,565	8.13	95	43,858	2,250	1,315	63.11	36.89
7	26	2016	3	17	3,564	8.13	96	43,858	2,224	1,340	62.40	37.60
10	20	2016	5	17	3,564	8.13	97	43,858	2,198	1,366	61.67	38.33
5	18	2016	4	18	3,563	8.12	98	43,858	2,165	1,398	60.76	39.24
9	23	2016	6	17	3,563	8.12	99	43,858	2,299	1,264	64.52	35.48
9	27	2016	3	17	3,563	8.12	100	43,858	2,213	1,350	62.11	37.89
10	11	2016	3	17	3,562	8.12	101	43,858	2,232	1,330	62.66	37.34
3	24	2016	5	17	3,561	8.12	102	43,858	2,196	1,365	61.67	38.33
4	28	2016	5	18	3,561	8.12	103	43,858	2,165	1,396	60.80	39.20
7	28	2016	5	17	3,560	8.12	104	43,858	2,207	1,353	61.99	38.01
10	10	2016	2	17	3,560	8.12	105	43,858	2,208	1,352	62.02	37.98
3	23	2016	4	18	3,559	8.11	106	43,858	2,152	1,407	60.47	39.53
10	12	2016	4	18	3,559	8.11	107	43,858	2,234	1,325	62.77	37.23
11	15	2016	3	16	3,559	8.11	108	43,858	2,039	1,520	57.29	42.71
11	10	2016	5	17	3,558	8.11	109	43,858	2,210	1,348	62.11	37.89
3	2	2016	4	17	3,557	8.11	110	43,858	2,184	1,373	61.40	38.60
5	24	2016	3	17	3,557	8.11	111	43,858	2,155	1,402	60.58	39.42
3	18	2016	6	17	3,556	8.11	112	43,858	2,168	1,388	60.97	39.03
7	14	2016	5	17	3,556	8.11	113	43,858	2,174	1,382	61.14	38.86
2	23	2016	3	17	3,555	8.11	114	43,858	2,200	1,355	61.88	38.12
4	12	2016	3	16	3,555	8.11	115	43,858	2,072	1,483	58.28	41.72
7	14	2016	5	18	3,555	8.11	116	43,858	2,209	1,346	62.14	37.86
8	17	2016	4	17	3,555	8.11	117	43,858	2,192	1,363	61.66	38.34
10	25	2016	3	17	3,555	8.11	118	43,858	2,151	1,404	60.51	39.49

MO	DY	YR	DAY OF WK	HR	HR VOL	PERCENT OF AADT	HOUR NUMBER	AADT	NORTH VOLUME	SOUTH VOLUME	PERCENT NORTH IS OF TOTAL VOLUME	PERCENT SOUTH IS OF TOTAL VOLUME
2	16	2016	3	18	3,554	8.10	119	43,858	2,218	1,336	62.41	37.59
8	9	2016	3	17	3,554	8.10	120	43,858	2,178	1,376	61.28	38.72
9	12	2016	2	17	3,554	8.10	121	43,858	2,266	1,288	63.76	36.24
12	28	2016	4	17	3,554	8.10	122	43,858	2,170	1,384	61.06	38.94
9	21	2016	4	16	3,553	8.10	123	43,858	2,061	1,492	58.01	41.99
11	7	2016	2	17	3,553	8.10	124	43,858	2,220	1,333	62.48	37.52
11	2	2016	4	17	3,552	8.10	125	43,858	2,236	1,316	62.95	37.05
10	5	2016	4	18	3,551	8.10	126	43,858	2,154	1,397	60.66	39.34
4	27	2016	4	18	3,550	8.09	127	43,858	2,163	1,387	60.93	39.07
3	15	2016	3	17	3,549	8.09	128	43,858	2,171	1,378	61.17	38.83
4	20	2016	4	18	3,549	8.09	129	43,858	2,169	1,380	61.12	38.88
11	30	2016	4	17	3,549	8.09	130	43,858	2,185	1,364	61.57	38.43
8	10	2016	4	16	3,548	8.09	131	43,858	2,002	1,546	56.43	43.57
5	5	2016	5	18	3,547	8.09	132	43,858	2,188	1,359	61.69	38.31
6	21	2016	3	18	3,547	8.09	133	43,858	2,209	1,338	62.28	37.72
5	10	2016	3	17	3,546	8.09	134	43,858	2,177	1,369	61.39	38.61
6	28	2016	3	18	3,546	8.09	135	43,858	2,265	1,281	63.87	36.13
7	19	2016	3	18	3,546	8.09	136	43,858	2,229	1,317	62.86	37.14
3	11	2016	6	17	3,545	8.08	137	43,858	2,171	1,374	61.24	38.76
9	12	2016	2	18	3,545	8.08	138	43,858	2,241	1,304	63.22	36.78
9	16	2016	6	17	3,544	8.08	139	43,858	2,268	1,276	64.00	36.00
10	4	2016	3	17	3,544	8.08	140	43,858	2,188	1,356	61.74	38.26
6	30	2016	5	18	3,543	8.08	141	43,858	2,194	1,349	61.92	38.08
8	11	2016	5	17	3,543	8.08	142	43,858	2,278	1,265	64.30	35.70
10	11	2016	3	18	3,543	8.08	143	43,858	2,191	1,352	61.84	38.16
5	11	2016	4	16	3,542	8.08	144	43,858	2,070	1,472	58.44	41.56
5	26	2016	5	16	3,542	8.08	145	43,858	1,991	1,551	56.21	43.79
11	9	2016	4	17	3,542	8.08	146	43,858	2,175	1,367	61.41	38.59
9	20	2016	3	17	3,541	8.07	147	43,858	2,214	1,327	62.52	37.48
12	6	2016	3	17	3,541	8.07	148	43,858	2,217	1,324	62.61	37.39
4	28	2016	5	17	3,540	8.07	149	43,858	2,212	1,328	62.49	37.51
8	4	2016	5	17	3,540	8.07	150	43,858	2,171	1,369	61.33	38.67
3	2	2016	4	18	3,539	8.07	151	43,858	2,172	1,367	61.37	38.63
12	13	2016	3	17	3,539	8.07	152	43,858	2,213	1,326	62.53	37.47
12	14	2016	4	17	3,539	8.07	153	43,858	2,239	1,300	63.27	36.73
2	11	2016	5	17	3,538	8.07	154	43,858	2,200	1,338	62.18	37.82
7	26	2016	3	18	3,538	8.07	155	43,858	2,209	1,329	62.44	37.56
9	26	2016	2	17	3,538	8.07	156	43,858	2,206	1,332	62.35	37.65
10	18	2016	3	17	3,538	8.07	157	43,858	2,185	1,353	61.76	38.24
5	12	2016	5	17	3,537	8.06	158	43,858	2,224	1,313	62.88	37.12
5	20	2016	6	18	3,535	8.06	159	43,858	2,098	1,437	59.35	40.65
8	30	2016	3	18	3,535	8.06	160	43,858	2,132	1,403	60.31	39.69
2	5	2016	6	16	3,533	8.06	161	43,858	2,070	1,463	58.59	41.41
4	13	2016	4	18	3,532	8.05	162	43,858	2,195	1,337	62.15	37.85
7	5	2016	3	17	3,532	8.05	163	43,858	2,161	1,371	61.18	38.82
9	22	2016	5	18	3,532	8.05	164	43,858	2,276	1,256	64.44	35.56
2	18	2016	5	18	3,531	8.05	165	43,858	2,150	1,381	60.89	39.11
10	31	2016	2	17	3,531	8.05	166	43,858	2,279	1,252	64.54	35.46
11	21	2016	2	17	3,531	8.05	167	43,858	2,248	1,283	63.66	36.34
3	9	2016	4	17	3,530	8.05	168	43,858	2,150	1,380	60.91	39.09
3	10	2016	5	17	3,529	8.05	169	43,858	2,151	1,378	60.95	39.05

MO	DY	YR	DAY OF WK	HR	HR VOL	PERCENT OF AADT	HOUR NUMBER	AADT	NORTH VOLUME	SOUTH VOLUME	PERCENT NORTH IS OF TOTAL VOLUME	PERCENT SOUTH IS OF TOTAL VOLUME
3	31	2016	5	17	3,529	8.05	170	43,858	2,246	1,283	63.64	36.36
4	20	2016	4	17	3,529	8.05	171	43,858	2,238	1,291	63.42	36.58
9	30	2016	6	17	3,529	8.05	172	43,858	2,192	1,337	62.11	37.89
1	29	2016	6	17	3,528	8.04	173	43,858	2,114	1,414	59.92	40.08
1	14	2016	5	17	3,527	8.04	174	43,858	2,152	1,375	61.02	38.98
2	4	2016	5	17	3,526	8.04	175	43,858	2,162	1,364	61.32	38.68
3	1	2016	3	17	3,526	8.04	176	43,858	2,193	1,333	62.20	37.80
2	10	2016	4	17	3,525	8.04	177	43,858	2,227	1,298	63.18	36.82
8	10	2016	4	17	3,525	8.04	178	43,858	2,158	1,367	61.22	38.78
5	5	2016	5	17	3,524	8.04	179	43,858	2,245	1,279	63.71	36.29
5	6	2016	6	18	3,523	8.03	180	43,858	2,192	1,331	62.22	37.78
11	3	2016	5	17	3,523	8.03	181	43,858	2,225	1,298	63.16	36.84
7	7	2016	5	17	3,522	8.03	182	43,858	2,151	1,371	61.07	38.93
7	27	2016	4	16	3,522	8.03	183	43,858	2,058	1,464	58.43	41.57
1	13	2016	4	17	3,521	8.03	184	43,858	2,162	1,359	61.40	38.60
5	4	2016	4	18	3,521	8.03	185	43,858	2,160	1,361	61.35	38.65
10	3	2016	2	17	3,521	8.03	186	43,858	2,203	1,318	62.57	37.43
11	1	2016	3	17	3,521	8.03	187	43,858	2,177	1,344	61.83	38.17
11	30	2016	4	18	3,521	8.03	188	43,858	2,185	1,336	62.06	37.94
2	17	2016	4	17	3,519	8.02	189	43,858	2,218	1,301	63.03	36.97
3	10	2016	5	16	3,518	8.02	190	43,858	2,032	1,486	57.76	42.24
5	19	2016	5	17	3,518	8.02	191	43,858	2,208	1,310	62.76	37.24
7	20	2016	4	17	3,518	8.02	192	43,858	2,148	1,370	61.06	38.94
8	2	2016	3	17	3,518	8.02	193	43,858	2,233	1,285	63.47	36.53
11	15	2016	3	17	3,518	8.02	194	43,858	2,143	1,375	60.92	39.08
11	18	2016	6	18	3,518	8.02	195	43,858	2,187	1,331	62.17	37.83
1	27	2016	4	17	3,516	8.02	196	43,858	2,146	1,370	61.04	38.96
6	15	2016	4	17	3,516	8.02	197	43,858	2,183	1,333	62.09	37.91
7	6	2016	4	17	3,516	8.02	198	43,858	2,149	1,367	61.12	38.88
7	8	2016	6	18	3,516	8.02	199	43,858	2,241	1,275	63.74	36.26
4	5	2016	3	18	3,515	8.01	200	43,858	2,218	1,297	63.10	36.90



AADT= 12,526      K 30 FACTOR= 11.24      K 100 FACTOR= 10.94      K 200 FACTOR= 10.58      D 30 FACTOR= 74.72



MO	DY	YR	DAY OF WK	HR	HR VOL	PERCENT OF AADT	HOUR NUMBER	AADT	NORTH VOLUME	SOUTH VOLUME	PERCENT NORTH IS OF TOTAL VOLUME	PERCENT SOUTH IS OF TOTAL VOLUME
4	28	2016	5	17	1,529	12.21	1	12,526	930	599	60.82	39.18
5	3	2016	3	8	1,464	11.69	2	12,526	386	1,078	26.37	73.63
9	27	2016	3	8	1,455	11.62	3	12,526	397	1,058	27.29	72.71
4	26	2016	3	8	1,452	11.59	4	12,526	387	1,065	26.65	73.35
5	4	2016	4	8	1,451	11.58	5	12,526	351	1,100	24.19	75.81
5	3	2016	3	17	1,449	11.57	6	12,526	944	505	65.15	34.85
5	4	2016	4	17	1,449	11.57	7	12,526	943	506	65.08	34.92
4	21	2016	5	17	1,445	11.54	8	12,526	906	539	62.70	37.30
9	28	2016	4	8	1,438	11.48	9	12,526	354	1,084	24.62	75.38
11	10	2016	5	17	1,434	11.45	10	12,526	909	525	63.39	36.61
4	19	2016	3	17	1,432	11.43	11	12,526	925	507	64.59	35.41
5	2	2016	2	17	1,432	11.43	12	12,526	926	506	64.66	35.34
4	25	2016	2	8	1,431	11.42	13	12,526	361	1,070	25.23	74.77
4	11	2016	2	8	1,422	11.35	14	12,526	314	1,108	22.08	77.92
4	19	2016	3	8	1,422	11.35	15	12,526	348	1,074	24.47	75.53
9	19	2016	2	8	1,421	11.34	16	12,526	323	1,098	22.73	77.27

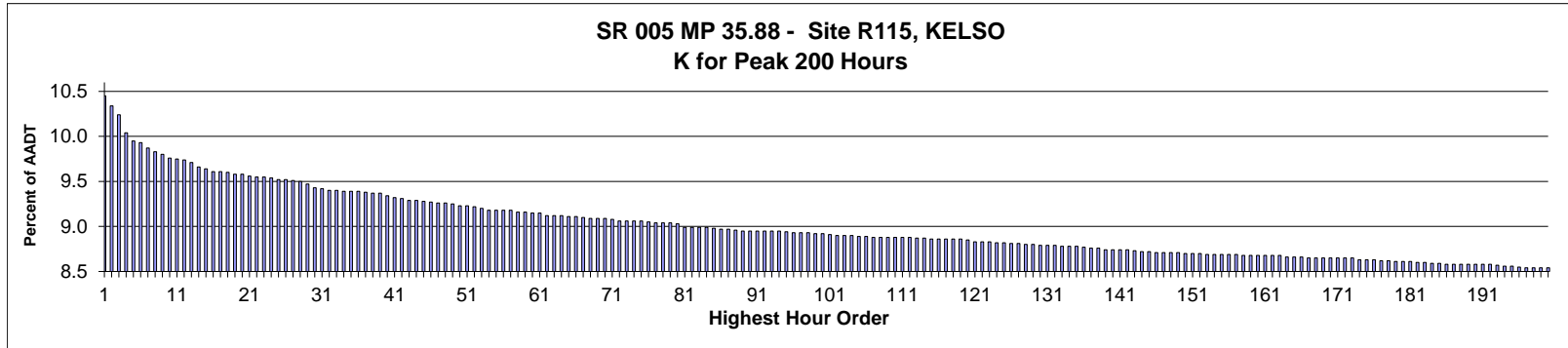
MO	DY	YR	DAY OF WK	HR	HR VOL	PERCENT OF AADT	HOUR NUMBER	AADT	NORTH VOLUME	SOUTH VOLUME	PERCENT NORTH IS OF TOTAL VOLUME	PERCENT SOUTH IS OF TOTAL VOLUME
4	28	2016	5	18	1,420	11.34	17	12,526	880	540	61.97	38.03
5	2	2016	2	8	1,420	11.34	18	12,526	338	1,082	23.80	76.20
8	10	2016	4	18	1,420	11.34	19	12,526	1,006	414	70.85	29.15
9	14	2016	4	18	1,419	11.33	20	12,526	933	486	65.75	34.25
9	22	2016	5	8	1,419	11.33	21	12,526	371	1,048	26.15	73.85
9	15	2016	5	18	1,418	11.32	22	12,526	918	500	64.74	35.26
5	5	2016	5	8	1,417	11.31	23	12,526	342	1,075	24.14	75.86
4	26	2016	3	17	1,415	11.30	24	12,526	941	474	66.50	33.50
5	31	2016	3	17	1,415	11.30	25	12,526	878	537	62.05	37.95
6	16	2016	5	17	1,413	11.28	26	12,526	889	524	62.92	37.08
4	19	2016	3	18	1,411	11.26	27	12,526	934	477	66.19	33.81
9	15	2016	5	17	1,411	11.26	28	12,526	854	557	60.52	39.48
8	8	2016	2	18	1,409	11.25	29	12,526	975	434	69.20	30.80
5	9	2016	2	8	1,408	11.24	30	12,526	356	1,052	25.28	74.72
6	8	2016	4	17	1,407	11.23	31	12,526	881	526	62.62	37.38
4	14	2016	5	18	1,406	11.22	32	12,526	936	470	66.57	33.43
9	20	2016	3	8	1,406	11.22	33	12,526	330	1,076	23.47	76.53
11	7	2016	2	8	1,405	11.22	34	12,526	344	1,061	24.48	75.52
4	27	2016	4	8	1,404	11.21	35	12,526	342	1,062	24.36	75.64
6	15	2016	4	17	1,404	11.21	36	12,526	861	543	61.32	38.68
5	4	2016	4	18	1,403	11.20	37	12,526	895	508	63.79	36.21
10	5	2016	4	8	1,401	11.18	38	12,526	361	1,040	25.77	74.23
9	16	2016	6	17	1,400	11.18	39	12,526	809	591	57.79	42.21
9	26	2016	2	8	1,400	11.18	40	12,526	335	1,065	23.93	76.07
5	5	2016	5	18	1,399	11.17	41	12,526	929	470	66.40	33.60
5	12	2016	5	17	1,398	11.16	42	12,526	862	536	61.66	38.34
5	18	2016	4	8	1,397	11.15	43	12,526	354	1,043	25.34	74.66
5	31	2016	3	8	1,397	11.15	44	12,526	344	1,053	24.62	75.38
6	15	2016	4	18	1,397	11.15	45	12,526	860	537	61.56	38.44
10	25	2016	3	8	1,397	11.15	46	12,526	354	1,043	25.34	74.66
5	17	2016	3	8	1,396	11.14	47	12,526	346	1,050	24.79	75.21
4	27	2016	4	17	1,394	11.13	48	12,526	896	498	64.28	35.72
8	24	2016	4	18	1,394	11.13	49	12,526	960	434	68.87	31.13
6	2	2016	5	8	1,393	11.12	50	12,526	344	1,049	24.69	75.31
9	16	2016	6	18	1,393	11.12	51	12,526	835	558	59.94	40.06
4	21	2016	5	8	1,392	11.11	52	12,526	346	1,046	24.86	75.14
8	30	2016	3	8	1,392	11.11	53	12,526	346	1,046	24.86	75.14
10	3	2016	2	8	1,392	11.11	54	12,526	352	1,040	25.29	74.71
11	3	2016	5	18	1,392	11.11	55	12,526	928	464	66.67	33.33
4	22	2016	6	17	1,391	11.10	56	12,526	879	512	63.19	36.81
9	21	2016	4	8	1,391	11.10	57	12,526	367	1,024	26.38	73.62
10	12	2016	4	8	1,391	11.10	58	12,526	346	1,045	24.87	75.13
4	12	2016	3	17	1,390	11.10	59	12,526	913	477	65.68	34.32
9	13	2016	3	18	1,390	11.10	60	12,526	910	480	65.47	34.53
9	14	2016	4	8	1,390	11.10	61	12,526	360	1,030	25.90	74.10
4	25	2016	2	17	1,389	11.09	62	12,526	904	485	65.08	34.92
5	5	2016	5	17	1,389	11.09	63	12,526	879	510	63.28	36.72
9	22	2016	5	17	1,389	11.09	64	12,526	889	500	64.00	36.00
11	2	2016	4	8	1,389	11.09	65	12,526	354	1,035	25.49	74.51
7	13	2016	4	17	1,388	11.08	66	12,526	829	559	59.73	40.27
11	9	2016	4	8	1,388	11.08	67	12,526	359	1,029	25.86	74.14

MO	DY	YR	DAY OF WK	HR	HR VOL	PERCENT OF AADT	HOUR NUMBER	AADT	NORTH VOLUME	SOUTH VOLUME	PERCENT NORTH IS OF TOTAL VOLUME	PERCENT SOUTH IS OF TOTAL VOLUME
4	28	2016	5	8	1,387	11.07	68	12,526	345	1,042	24.87	75.13
6	7	2016	3	17	1,386	11.06	69	12,526	888	498	64.07	35.93
9	29	2016	5	8	1,386	11.06	70	12,526	339	1,047	24.46	75.54
4	20	2016	4	18	1,385	11.06	71	12,526	953	432	68.81	31.19
9	21	2016	4	18	1,385	11.06	72	12,526	942	443	68.01	31.99
4	21	2016	5	18	1,384	11.05	73	12,526	918	466	66.33	33.67
9	1	2016	5	8	1,384	11.05	74	12,526	360	1,024	26.01	73.99
8	11	2016	5	17	1,383	11.04	75	12,526	847	536	61.24	38.76
10	24	2016	2	8	1,383	11.04	76	12,526	352	1,031	25.45	74.55
8	31	2016	4	8	1,382	11.03	77	12,526	390	992	28.22	71.78
6	6	2016	2	8	1,381	11.03	78	12,526	354	1,027	25.63	74.37
8	17	2016	4	17	1,381	11.03	79	12,526	894	487	64.74	35.26
9	1	2016	5	17	1,381	11.03	80	12,526	886	495	64.16	35.84
4	13	2016	4	17	1,380	11.02	81	12,526	910	470	65.94	34.06
8	18	2016	5	18	1,380	11.02	82	12,526	944	436	68.41	31.59
9	22	2016	5	18	1,380	11.02	83	12,526	892	488	64.64	35.36
10	10	2016	2	8	1,380	11.02	84	12,526	340	1,040	24.64	75.36
8	23	2016	3	18	1,379	11.01	85	12,526	964	415	69.91	30.09
5	6	2016	6	17	1,378	11.00	86	12,526	886	492	64.30	35.70
5	10	2016	3	8	1,378	11.00	87	12,526	359	1,019	26.05	73.95
8	30	2016	3	18	1,378	11.00	88	12,526	924	454	67.05	32.95
8	9	2016	3	18	1,377	10.99	89	12,526	951	426	69.06	30.94
10	12	2016	4	17	1,377	10.99	90	12,526	924	453	67.10	32.90
4	18	2016	2	18	1,376	10.99	91	12,526	914	462	66.42	33.58
4	20	2016	4	17	1,376	10.99	92	12,526	893	483	64.90	35.10
6	14	2016	3	18	1,376	10.99	93	12,526	893	483	64.90	35.10
5	24	2016	3	17	1,374	10.97	94	12,526	897	477	65.28	34.72
10	20	2016	5	8	1,374	10.97	95	12,526	328	1,046	23.87	76.13
10	26	2016	4	8	1,374	10.97	96	12,526	347	1,027	25.25	74.75
6	7	2016	3	8	1,373	10.96	97	12,526	368	1,005	26.80	73.20
11	3	2016	5	17	1,372	10.95	98	12,526	888	484	64.72	35.28
6	3	2016	6	17	1,371	10.95	99	12,526	848	523	61.85	38.15
5	10	2016	3	17	1,370	10.94	100	12,526	883	487	64.45	35.55
10	5	2016	4	18	1,370	10.94	101	12,526	941	429	68.69	31.31
10	6	2016	5	18	1,370	10.94	102	12,526	910	460	66.42	33.58
5	10	2016	3	18	1,369	10.93	103	12,526	916	453	66.91	33.09
8	16	2016	3	17	1,369	10.93	104	12,526	875	494	63.92	36.08
9	9	2016	6	18	1,369	10.93	105	12,526	871	498	63.62	36.38
9	28	2016	4	18	1,369	10.93	106	12,526	912	457	66.62	33.38
9	13	2016	3	8	1,368	10.92	107	12,526	364	1,004	26.61	73.39
9	15	2016	5	8	1,368	10.92	108	12,526	365	1,003	26.68	73.32
9	29	2016	5	18	1,368	10.92	109	12,526	912	456	66.67	33.33
11	1	2016	3	8	1,367	10.91	110	12,526	347	1,020	25.38	74.62
9	6	2016	3	17	1,366	10.91	111	12,526	897	469	65.67	34.33
9	26	2016	2	17	1,366	10.91	112	12,526	873	493	63.91	36.09
10	6	2016	5	8	1,366	10.91	113	12,526	308	1,058	22.55	77.45
10	11	2016	3	8	1,365	10.90	114	12,526	340	1,025	24.91	75.09
11	9	2016	4	17	1,365	10.90	115	12,526	884	481	64.76	35.24
10	18	2016	3	8	1,362	10.87	116	12,526	364	998	26.73	73.27
9	7	2016	4	17	1,360	10.86	117	12,526	882	478	64.85	35.15
10	17	2016	2	8	1,360	10.86	118	12,526	330	1,030	24.26	75.74

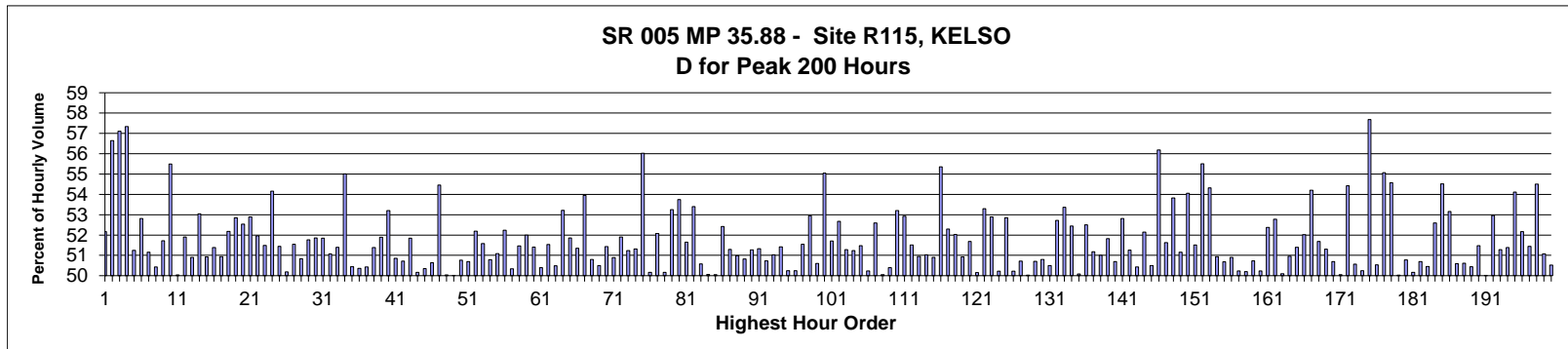
MO	DY	YR	DAY OF WK	HR	HR VOL	PERCENT OF AADT	HOUR NUMBER	AADT	NORTH VOLUME	SOUTH VOLUME	PERCENT NORTH IS OF TOTAL VOLUME	PERCENT SOUTH IS OF TOTAL VOLUME
4	18	2016	2	8	1,359	10.85	119	12,526	323	1,036	23.77	76.23
4	18	2016	2	17	1,359	10.85	120	12,526	886	473	65.19	34.81
9	12	2016	2	17	1,359	10.85	121	12,526	914	445	67.26	32.74
4	25	2016	2	18	1,358	10.84	122	12,526	924	434	68.04	31.96
6	1	2016	4	8	1,358	10.84	123	12,526	340	1,018	25.04	74.96
6	13	2016	2	17	1,358	10.84	124	12,526	864	494	63.62	36.38
4	14	2016	5	17	1,357	10.83	125	12,526	885	472	65.22	34.78
5	2	2016	2	18	1,357	10.83	126	12,526	866	491	63.82	36.18
9	9	2016	6	17	1,357	10.83	127	12,526	822	535	60.57	39.43
4	13	2016	4	18	1,356	10.83	128	12,526	886	470	65.34	34.66
6	1	2016	4	17	1,356	10.83	129	12,526	829	527	61.14	38.86
5	17	2016	3	17	1,355	10.82	130	12,526	885	470	65.31	34.69
5	23	2016	2	8	1,355	10.82	131	12,526	315	1,040	23.25	76.75
9	27	2016	3	18	1,355	10.82	132	12,526	880	475	64.94	35.06
4	12	2016	3	8	1,354	10.81	133	12,526	335	1,019	24.74	75.26
9	14	2016	4	17	1,354	10.81	134	12,526	877	477	64.77	35.23
4	29	2016	6	8	1,353	10.80	135	12,526	365	988	26.98	73.02
5	3	2016	3	18	1,353	10.80	136	12,526	882	471	65.19	34.81
4	20	2016	4	8	1,352	10.79	137	12,526	335	1,017	24.78	75.22
10	11	2016	3	18	1,352	10.79	138	12,526	895	457	66.20	33.80
11	4	2016	6	17	1,351	10.79	139	12,526	853	498	63.14	36.86
7	19	2016	3	17	1,350	10.78	140	12,526	863	487	63.93	36.07
8	15	2016	2	17	1,350	10.78	141	12,526	855	495	63.33	36.67
9	9	2016	6	16	1,350	10.78	142	12,526	760	590	56.30	43.70
10	4	2016	3	8	1,350	10.78	143	12,526	340	1,010	25.19	74.81
10	19	2016	4	8	1,350	10.78	144	12,526	352	998	26.07	73.93
4	26	2016	3	18	1,349	10.77	145	12,526	855	494	63.38	36.62
5	26	2016	5	17	1,349	10.77	146	12,526	859	490	63.68	36.32
6	9	2016	5	8	1,349	10.77	147	12,526	375	974	27.80	72.20
8	11	2016	5	18	1,349	10.77	148	12,526	899	450	66.64	33.36
9	21	2016	4	17	1,349	10.77	149	12,526	881	468	65.31	34.69
7	20	2016	4	18	1,348	10.76	150	12,526	857	491	63.58	36.42
9	23	2016	6	17	1,347	10.75	151	12,526	823	524	61.10	38.90
5	25	2016	4	8	1,346	10.75	152	12,526	331	1,015	24.59	75.41
6	9	2016	5	17	1,346	10.75	153	12,526	832	514	61.81	38.19
9	12	2016	2	18	1,346	10.75	154	12,526	941	405	69.91	30.09
9	27	2016	3	17	1,346	10.75	155	12,526	860	486	63.89	36.11
4	27	2016	4	18	1,345	10.74	156	12,526	876	469	65.13	34.87
8	24	2016	4	8	1,345	10.74	157	12,526	355	990	26.39	73.61
10	13	2016	5	8	1,344	10.73	158	12,526	325	1,019	24.18	75.82
4	22	2016	6	18	1,343	10.72	159	12,526	843	500	62.77	37.23
9	29	2016	5	17	1,343	10.72	160	12,526	833	510	62.03	37.97
9	7	2016	4	18	1,342	10.71	161	12,526	916	426	68.26	31.74
9	20	2016	3	17	1,342	10.71	162	12,526	869	473	64.75	35.25
10	21	2016	6	17	1,342	10.71	163	12,526	853	489	63.56	36.44
12	5	2016	2	8	1,341	10.71	164	12,526	293	1,048	21.85	78.15
9	16	2016	6	16	1,340	10.70	165	12,526	726	614	54.18	45.82
5	18	2016	4	17	1,339	10.69	166	12,526	840	499	62.73	37.27
7	14	2016	5	17	1,339	10.69	167	12,526	776	563	57.95	42.05
8	2	2016	3	17	1,339	10.69	168	12,526	826	513	61.69	38.31
8	25	2016	5	18	1,339	10.69	169	12,526	899	440	67.14	32.86



MO	DY	YR	DAY OF WK	HR	HR VOL	PERCENT OF AADT	HOUR NUMBER	AADT	NORTH VOLUME	SOUTH VOLUME	PERCENT NORTH IS OF TOTAL VOLUME	PERCENT SOUTH IS OF TOTAL VOLUME
11	7	2016	2	17	1,338	10.68	170	12,526	868	470	64.87	35.13
8	25	2016	5	17	1,337	10.67	171	12,526	866	471	64.77	35.23
3	23	2016	4	17	1,336	10.67	172	12,526	939	397	70.28	29.72
5	11	2016	4	8	1,336	10.67	173	12,526	342	994	25.60	74.40
5	12	2016	5	18	1,336	10.67	174	12,526	870	466	65.12	34.88
10	31	2016	2	8	1,336	10.67	175	12,526	359	977	26.87	73.13
5	20	2016	6	18	1,335	10.66	176	12,526	836	499	62.62	37.38
6	8	2016	4	8	1,335	10.66	177	12,526	317	1,018	23.75	76.25
8	18	2016	5	17	1,335	10.66	178	12,526	819	516	61.35	38.65
4	11	2016	2	17	1,334	10.65	179	12,526	865	469	64.84	35.16
8	17	2016	4	18	1,334	10.65	180	12,526	938	396	70.31	29.69
8	23	2016	3	17	1,334	10.65	181	12,526	850	484	63.72	36.28
10	11	2016	3	17	1,334	10.65	182	12,526	850	484	63.72	36.28
4	15	2016	6	17	1,333	10.64	183	12,526	796	537	59.71	40.29
5	11	2016	4	17	1,333	10.64	184	12,526	836	497	62.72	37.28
6	13	2016	2	8	1,333	10.64	185	12,526	332	1,001	24.91	75.09
8	16	2016	3	18	1,333	10.64	186	12,526	884	449	66.32	33.68
8	26	2016	6	18	1,332	10.63	187	12,526	842	490	63.21	36.79
11	29	2016	3	8	1,330	10.62	188	12,526	294	1,036	22.11	77.89
6	9	2016	5	18	1,329	10.61	189	12,526	889	440	66.89	33.11
9	30	2016	6	17	1,329	10.61	190	12,526	822	507	61.85	38.15
10	25	2016	3	17	1,329	10.61	191	12,526	855	474	64.33	35.67
6	8	2016	4	18	1,328	10.60	192	12,526	874	454	65.81	34.19
6	28	2016	3	17	1,328	10.60	193	12,526	815	513	61.37	38.63
9	6	2016	3	8	1,328	10.60	194	12,526	333	995	25.08	74.92
6	7	2016	3	18	1,327	10.59	195	12,526	881	446	66.39	33.61
9	12	2016	2	8	1,327	10.59	196	12,526	317	1,010	23.89	76.11
11	17	2016	5	8	1,327	10.59	197	12,526	321	1,006	24.19	75.81
7	19	2016	3	18	1,325	10.58	198	12,526	883	442	66.64	33.36
8	31	2016	4	18	1,325	10.58	199	12,526	885	440	66.79	33.21
9	13	2016	3	17	1,325	10.58	200	12,526	846	479	63.85	36.15



**AADT= 68,718      K 30 FACTOR= 9.43      K 100 FACTOR= 8.92      K 200 FACTOR= 8.54      D 30 FACTOR= 51.86**



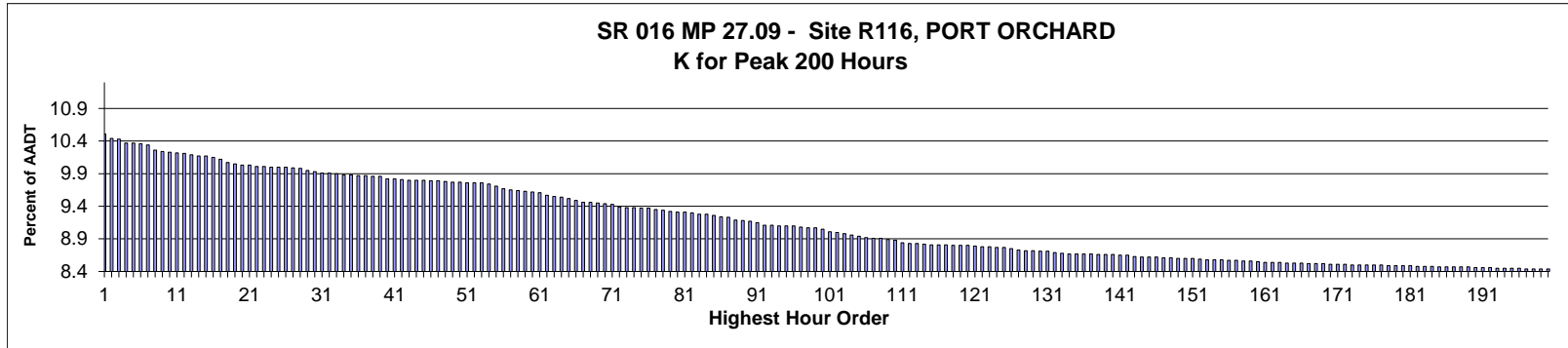
MO	DY	YR	DAY OF WK	HR	HR VOL	PERCENT OF AADT	HOUR NUMBER	AADT	NORTH VOLUME	SOUTH VOLUME	PERCENT NORTH IS OF TOTAL VOLUME	PERCENT SOUTH IS OF TOTAL VOLUME
12	26	2016	2	13	7,178	10.45	1	68,718	3,433	3,745	47.83	52.17
7	24	2016	1	18	7,105	10.34	2	68,718	3,080	4,025	43.35	56.65
7	1	2016	6	15	7,039	10.24	3	68,718	4,020	3,019	57.11	42.89
7	1	2016	6	16	6,897	10.04	4	68,718	3,955	2,942	57.34	42.66
12	26	2016	2	14	6,837	9.95	5	68,718	3,333	3,504	48.75	51.25
8	21	2016	1	14	6,821	9.93	6	68,718	3,219	3,602	47.19	52.81
8	21	2016	1	13	6,785	9.87	7	68,718	3,314	3,471	48.84	51.16
12	26	2016	2	12	6,758	9.83	8	68,718	3,350	3,408	49.57	50.43
8	7	2016	1	15	6,731	9.80	9	68,718	3,250	3,481	48.28	51.72
7	2	2016	7	12	6,704	9.76	10	68,718	3,720	2,984	55.49	44.51
8	21	2016	1	16	6,701	9.75	11	68,718	3,353	3,348	50.04	49.96
8	21	2016	1	15	6,690	9.74	12	68,718	3,218	3,472	48.10	51.90
7	24	2016	1	16	6,670	9.71	13	68,718	3,275	3,395	49.10	50.90
8	21	2016	1	18	6,637	9.66	14	68,718	3,117	3,520	46.96	53.04
5	27	2016	6	17	6,623	9.64	15	68,718	3,373	3,250	50.93	49.07
8	14	2016	1	15	6,607	9.61	16	68,718	3,212	3,395	48.62	51.38

MO	DY	YR	DAY OF WK	HR	HR VOL	PERCENT OF AADT	HOUR NUMBER	AADT	NORTH VOLUME	SOUTH VOLUME	PERCENT NORTH IS OF TOTAL VOLUME	PERCENT SOUTH IS OF TOTAL VOLUME
7	17	2016	1	17	6,604	9.61	17	68,718	3,364	3,240	50.94	49.06
6	26	2016	1	17	6,596	9.60	18	68,718	3,442	3,154	52.18	47.82
8	14	2016	1	14	6,586	9.58	19	68,718	3,105	3,481	47.15	52.85
8	7	2016	1	13	6,584	9.58	20	68,718	3,125	3,459	47.46	52.54
8	20	2016	7	12	6,572	9.56	21	68,718	3,476	3,096	52.89	47.11
8	14	2016	1	16	6,565	9.55	22	68,718	3,154	3,411	48.04	51.96
11	24	2016	5	12	6,562	9.55	23	68,718	3,379	3,183	51.49	48.51
8	14	2016	1	17	6,558	9.54	24	68,718	3,006	3,552	45.84	54.16
8	7	2016	1	14	6,543	9.52	25	68,718	3,177	3,366	48.56	51.44
8	14	2016	1	13	6,543	9.52	26	68,718	3,259	3,284	49.81	50.19
8	7	2016	1	16	6,535	9.51	27	68,718	3,166	3,369	48.45	51.55
8	28	2016	1	16	6,526	9.50	28	68,718	3,209	3,317	49.17	50.83
6	26	2016	1	16	6,510	9.47	29	68,718	3,370	3,140	51.77	48.23
7	31	2016	1	14	6,477	9.43	30	68,718	3,118	3,359	48.14	51.86
8	21	2016	1	17	6,472	9.42	31	68,718	3,117	3,355	48.16	51.84
7	17	2016	1	15	6,462	9.40	32	68,718	3,161	3,301	48.92	51.08
8	7	2016	1	17	6,457	9.40	33	68,718	3,138	3,319	48.60	51.40
7	2	2016	7	11	6,455	9.39	34	68,718	3,551	2,904	55.01	44.99
9	3	2016	7	11	6,455	9.39	35	68,718	3,199	3,256	49.56	50.44
7	17	2016	1	14	6,452	9.39	36	68,718	3,203	3,249	49.64	50.36
11	23	2016	4	14	6,447	9.38	37	68,718	3,196	3,251	49.57	50.43
12	26	2016	2	15	6,441	9.37	38	68,718	3,131	3,310	48.61	51.39
12	26	2016	2	16	6,440	9.37	39	68,718	3,098	3,342	48.11	51.89
9	5	2016	2	16	6,415	9.34	40	68,718	3,002	3,413	46.80	53.20
8	12	2016	6	15	6,407	9.32	41	68,718	3,258	3,149	50.85	49.15
11	26	2016	7	13	6,400	9.31	42	68,718	3,154	3,246	49.28	50.72
7	17	2016	1	13	6,387	9.29	43	68,718	3,076	3,311	48.16	51.84
9	3	2016	7	12	6,382	9.29	44	68,718	3,202	3,180	50.17	49.83
7	15	2016	6	15	6,379	9.28	45	68,718	3,212	3,167	50.35	49.65
8	13	2016	7	12	6,370	9.27	46	68,718	3,226	3,144	50.64	49.36
7	5	2016	3	13	6,366	9.26	47	68,718	2,899	3,467	45.54	54.46
8	6	2016	7	12	6,363	9.26	48	68,718	3,179	3,184	49.96	50.04
8	19	2016	6	15	6,358	9.25	49	68,718	3,178	3,180	49.98	50.02
11	23	2016	4	15	6,345	9.23	50	68,718	3,221	3,124	50.76	49.24
7	31	2016	1	17	6,341	9.23	51	68,718	3,127	3,214	49.31	50.69
8	12	2016	6	13	6,338	9.22	52	68,718	3,308	3,030	52.19	47.81
11	27	2016	1	13	6,324	9.20	53	68,718	3,062	3,262	48.42	51.58
7	17	2016	1	18	6,308	9.18	54	68,718	3,204	3,104	50.79	49.21
7	24	2016	1	13	6,308	9.18	55	68,718	3,223	3,085	51.09	48.91
9	5	2016	2	15	6,307	9.18	56	68,718	3,012	3,295	47.76	52.24
7	24	2016	1	14	6,305	9.18	57	68,718	3,174	3,131	50.34	49.66
7	23	2016	7	12	6,295	9.16	58	68,718	3,240	3,055	51.47	48.53
8	14	2016	1	18	6,294	9.16	59	68,718	3,022	3,272	48.01	51.99
8	12	2016	6	16	6,291	9.15	60	68,718	3,057	3,234	48.59	51.41
8	5	2016	6	16	6,290	9.15	61	68,718	3,120	3,170	49.60	50.40
8	28	2016	1	13	6,270	9.12	62	68,718	3,039	3,231	48.47	51.53
8	7	2016	1	18	6,265	9.12	63	68,718	3,163	3,102	50.49	49.51
8	28	2016	1	14	6,264	9.12	64	68,718	2,931	3,333	46.79	53.21
5	30	2016	2	15	6,257	9.11	65	68,718	3,012	3,245	48.14	51.86
7	29	2016	6	16	6,257	9.11	66	68,718	3,044	3,213	48.65	51.35
8	20	2016	7	11	6,256	9.10	67	68,718	3,375	2,881	53.95	46.05

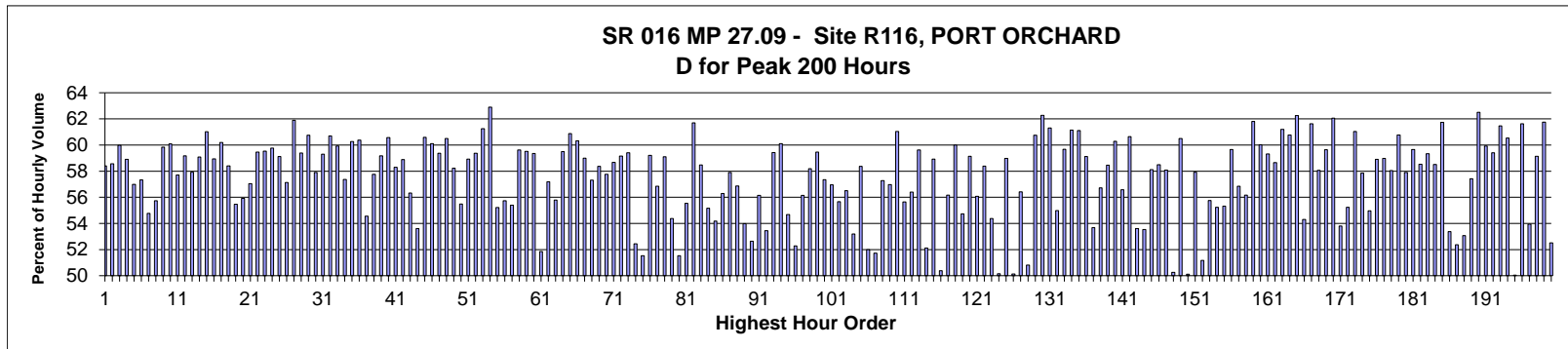
MO	DY	YR	DAY OF WK	HR	HR VOL	PERCENT OF AADT	HOUR NUMBER	AADT	NORTH VOLUME	SOUTH VOLUME	PERCENT NORTH IS OF TOTAL VOLUME	PERCENT SOUTH IS OF TOTAL VOLUME
7	17	2016	1	16	6,248	9.09	68	68,718	3,174	3,074	50.80	49.20
7	31	2016	1	13	6,247	9.09	69	68,718	3,092	3,155	49.50	50.50
11	27	2016	1	14	6,245	9.09	70	68,718	3,212	3,033	51.43	48.57
8	13	2016	7	11	6,243	9.08	71	68,718	3,177	3,066	50.89	49.11
5	27	2016	6	15	6,225	9.06	72	68,718	3,231	2,994	51.90	48.10
7	24	2016	1	15	6,225	9.06	73	68,718	3,035	3,190	48.76	51.24
11	26	2016	7	12	6,224	9.06	74	68,718	3,030	3,194	48.68	51.32
7	5	2016	3	16	6,223	9.06	75	68,718	2,737	3,486	43.98	56.02
7	15	2016	6	16	6,216	9.05	76	68,718	3,098	3,118	49.84	50.16
8	19	2016	6	16	6,214	9.04	77	68,718	3,236	2,978	52.08	47.92
7	29	2016	6	15	6,211	9.04	78	68,718	3,116	3,095	50.17	49.83
11	24	2016	5	11	6,210	9.04	79	68,718	3,307	2,903	53.25	46.75
8	12	2016	6	12	6,203	9.03	80	68,718	3,334	2,869	53.75	46.25
7	1	2016	6	12	6,178	8.99	81	68,718	3,191	2,987	51.65	48.35
8	12	2016	6	14	6,178	8.99	82	68,718	3,299	2,879	53.40	46.60
5	28	2016	7	12	6,176	8.99	83	68,718	3,124	3,052	50.58	49.42
5	27	2016	6	16	6,175	8.99	84	68,718	3,091	3,084	50.06	49.94
8	21	2016	1	12	6,168	8.98	85	68,718	3,081	3,087	49.95	50.05
7	23	2016	7	13	6,165	8.97	86	68,718	3,232	2,933	52.42	47.58
8	14	2016	1	12	6,161	8.97	87	68,718	3,160	3,001	51.29	48.71
11	26	2016	7	15	6,159	8.96	88	68,718	3,140	3,019	50.98	49.02
7	31	2016	1	15	6,153	8.95	89	68,718	3,026	3,127	49.18	50.82
7	15	2016	6	14	6,152	8.95	90	68,718	3,154	2,998	51.27	48.73
8	28	2016	1	17	6,150	8.95	91	68,718	2,993	3,157	48.67	51.33
7	1	2016	6	17	6,148	8.95	92	68,718	3,119	3,029	50.73	49.27
6	19	2016	1	18	6,147	8.95	93	68,718	3,137	3,010	51.03	48.97
8	5	2016	6	15	6,147	8.95	94	68,718	3,161	2,986	51.42	48.58
11	23	2016	4	13	6,144	8.94	95	68,718	3,087	3,057	50.24	49.76
11	26	2016	7	14	6,139	8.93	96	68,718	3,054	3,085	49.75	50.25
5	30	2016	2	14	6,138	8.93	97	68,718	2,974	3,164	48.45	51.55
11	24	2016	5	13	6,138	8.93	98	68,718	2,888	3,250	47.05	52.95
6	26	2016	1	18	6,132	8.92	99	68,718	3,103	3,029	50.60	49.40
7	5	2016	3	14	6,131	8.92	100	68,718	2,756	3,375	44.95	55.05
8	28	2016	1	15	6,126	8.91	101	68,718	2,958	3,168	48.29	51.71
7	15	2016	6	12	6,117	8.90	102	68,718	3,222	2,895	52.67	47.33
8	6	2016	7	11	6,116	8.90	103	68,718	3,136	2,980	51.28	48.72
6	26	2016	1	15	6,113	8.90	104	68,718	3,132	2,981	51.24	48.76
7	31	2016	1	16	6,109	8.89	105	68,718	2,964	3,145	48.52	51.48
8	13	2016	7	13	6,108	8.89	106	68,718	3,040	3,068	49.77	50.23
11	25	2016	6	12	6,104	8.88	107	68,718	2,894	3,210	47.41	52.59
11	27	2016	1	15	6,104	8.88	108	68,718	3,055	3,049	50.05	49.95
6	17	2016	6	17	6,102	8.88	109	68,718	3,027	3,075	49.61	50.39
8	5	2016	6	12	6,101	8.88	110	68,718	3,246	2,855	53.20	46.80
11	25	2016	6	13	6,101	8.88	111	68,718	2,872	3,229	47.07	52.93
7	15	2016	6	17	6,100	8.88	112	68,718	2,958	3,142	48.49	51.51
8	19	2016	6	13	6,094	8.87	113	68,718	3,105	2,989	50.95	49.05
6	17	2016	6	16	6,092	8.87	114	68,718	3,109	2,983	51.03	48.97
9	2	2016	6	15	6,090	8.86	115	68,718	3,100	2,990	50.90	49.10
7	5	2016	3	15	6,089	8.86	116	68,718	2,718	3,371	44.64	55.36
7	29	2016	6	12	6,088	8.86	117	68,718	3,184	2,904	52.30	47.70
6	24	2016	6	16	6,087	8.86	118	68,718	2,920	3,167	47.97	52.03

MO	DY	YR	DAY OF WK	HR	HR VOL	PERCENT OF AADT	HOUR NUMBER	AADT	NORTH VOLUME	SOUTH VOLUME	PERCENT NORTH IS OF TOTAL VOLUME	PERCENT SOUTH IS OF TOTAL VOLUME
8	6	2016	7	13	6,087	8.86	119	68,718	2,987	3,100	49.07	50.93
5	28	2016	7	11	6,083	8.85	120	68,718	3,144	2,939	51.69	48.31
7	1	2016	6	18	6,070	8.83	121	68,718	3,026	3,044	49.85	50.15
8	19	2016	6	12	6,067	8.83	122	68,718	3,234	2,833	53.30	46.70
9	5	2016	2	13	6,067	8.83	123	68,718	2,858	3,209	47.11	52.89
7	29	2016	6	17	6,063	8.82	124	68,718	3,018	3,045	49.78	50.22
9	16	2016	6	17	6,063	8.82	125	68,718	3,204	2,859	52.85	47.15
5	27	2016	6	18	6,055	8.81	126	68,718	3,041	3,014	50.22	49.78
9	3	2016	7	13	6,055	8.81	127	68,718	3,071	2,984	50.72	49.28
8	7	2016	1	19	6,048	8.80	128	68,718	3,026	3,022	50.03	49.97
4	10	2016	1	15	6,044	8.80	129	68,718	3,065	2,979	50.71	49.29
5	30	2016	2	17	6,041	8.79	130	68,718	2,972	3,069	49.20	50.80
7	22	2016	6	17	6,040	8.79	131	68,718	2,990	3,050	49.50	50.50
8	26	2016	6	16	6,038	8.79	132	68,718	2,855	3,183	47.28	52.72
5	30	2016	2	16	6,035	8.78	133	68,718	2,815	3,220	46.64	53.36
7	23	2016	7	11	6,035	8.78	134	68,718	3,165	2,870	52.44	47.56
9	16	2016	6	16	6,033	8.78	135	68,718	3,022	3,011	50.09	49.91
7	1	2016	6	13	6,030	8.77	136	68,718	3,166	2,864	52.50	47.50
7	15	2016	6	13	6,022	8.76	137	68,718	3,082	2,940	51.18	48.82
8	27	2016	7	12	6,018	8.76	138	68,718	2,948	3,070	48.99	51.01
8	26	2016	6	17	6,007	8.74	139	68,718	2,894	3,113	48.18	51.82
8	21	2016	1	19	6,005	8.74	140	68,718	2,961	3,044	49.31	50.69
7	5	2016	3	12	6,004	8.74	141	68,718	2,833	3,171	47.19	52.81
4	1	2016	6	16	6,003	8.74	142	68,718	2,926	3,077	48.74	51.26
8	12	2016	6	17	5,996	8.73	143	68,718	2,972	3,024	49.57	50.43
6	26	2016	1	13	5,990	8.72	144	68,718	3,123	2,867	52.14	47.86
7	30	2016	7	12	5,990	8.72	145	68,718	3,025	2,965	50.50	49.50
7	2	2016	7	13	5,988	8.71	146	68,718	3,364	2,624	56.18	43.82
8	26	2016	6	15	5,987	8.71	147	68,718	2,896	3,091	48.37	51.63
8	26	2016	6	18	5,987	8.71	148	68,718	2,764	3,223	46.17	53.83
6	24	2016	6	17	5,986	8.71	149	68,718	2,924	3,062	48.85	51.15
10	7	2016	6	17	5,980	8.70	150	68,718	2,747	3,233	45.94	54.06
7	8	2016	6	15	5,978	8.70	151	68,718	2,899	3,079	48.49	51.51
10	9	2016	1	17	5,976	8.70	152	68,718	3,317	2,659	55.51	44.49
8	5	2016	6	19	5,974	8.69	153	68,718	3,245	2,729	54.32	45.68
7	10	2016	1	14	5,972	8.69	154	68,718	3,042	2,930	50.94	49.06
6	18	2016	7	12	5,971	8.69	155	68,718	2,945	3,026	49.32	50.68
9	2	2016	6	16	5,970	8.69	156	68,718	3,039	2,931	50.90	49.10
6	24	2016	6	15	5,969	8.69	157	68,718	2,998	2,971	50.23	49.77
7	31	2016	1	18	5,968	8.68	158	68,718	2,972	2,996	49.80	50.20
9	2	2016	6	17	5,967	8.68	159	68,718	3,027	2,940	50.73	49.27
11	23	2016	4	12	5,967	8.68	160	68,718	2,970	2,997	49.77	50.23
7	22	2016	6	16	5,966	8.68	161	68,718	3,125	2,841	52.38	47.62
10	28	2016	6	15	5,966	8.68	162	68,718	2,817	3,149	47.22	52.78
6	17	2016	6	15	5,964	8.68	163	68,718	2,988	2,976	50.10	49.90
9	9	2016	6	16	5,952	8.66	164	68,718	3,033	2,919	50.96	49.04
8	5	2016	6	14	5,949	8.66	165	68,718	3,058	2,891	51.40	48.60
9	11	2016	1	18	5,948	8.66	166	68,718	2,854	3,094	47.98	52.02
9	5	2016	2	17	5,947	8.65	167	68,718	2,724	3,223	45.80	54.20
7	10	2016	1	15	5,945	8.65	168	68,718	3,073	2,872	51.69	48.31
7	31	2016	1	12	5,945	8.65	169	68,718	3,050	2,895	51.30	48.70

MO	DY	YR	DAY OF WK	HR	HR VOL	PERCENT OF AADT	HOUR NUMBER	AADT	NORTH VOLUME	SOUTH VOLUME	PERCENT NORTH IS OF TOTAL VOLUME	PERCENT SOUTH IS OF TOTAL VOLUME
6	26	2016	1	14	5,944	8.65	170	68,718	3,013	2,931	50.69	49.31
8	28	2016	1	12	5,944	8.65	171	68,718	2,969	2,975	49.95	50.05
8	5	2016	6	17	5,943	8.65	172	68,718	2,709	3,234	45.58	54.42
9	9	2016	6	15	5,942	8.65	173	68,718	2,937	3,005	49.43	50.57
11	27	2016	1	16	5,930	8.63	174	68,718	2,979	2,951	50.24	49.76
9	5	2016	2	14	5,929	8.63	175	68,718	2,509	3,420	42.32	57.68
8	5	2016	6	13	5,927	8.63	176	68,718	2,932	2,995	49.47	50.53
10	7	2016	6	15	5,925	8.62	177	68,718	2,662	3,263	44.93	55.07
11	27	2016	1	12	5,924	8.62	178	68,718	3,233	2,691	54.57	45.43
8	20	2016	7	13	5,919	8.61	179	68,718	2,961	2,958	50.03	49.97
9	9	2016	6	17	5,918	8.61	180	68,718	3,005	2,913	50.78	49.22
11	26	2016	7	16	5,914	8.61	181	68,718	2,967	2,947	50.17	49.83
12	23	2016	6	15	5,909	8.60	182	68,718	2,995	2,914	50.69	49.31
8	26	2016	6	14	5,907	8.60	183	68,718	2,927	2,980	49.55	50.45
7	22	2016	6	12	5,904	8.59	184	68,718	3,105	2,799	52.59	47.41
10	7	2016	6	16	5,904	8.59	185	68,718	2,685	3,219	45.48	54.52
9	9	2016	6	14	5,897	8.58	186	68,718	2,762	3,135	46.84	53.16
5	30	2016	2	13	5,896	8.58	187	68,718	2,983	2,913	50.59	49.41
6	12	2016	1	18	5,896	8.58	188	68,718	2,984	2,912	50.61	49.39
12	30	2016	6	15	5,896	8.58	189	68,718	2,974	2,922	50.44	49.56
6	19	2016	1	13	5,894	8.58	190	68,718	3,034	2,860	51.48	48.52
9	2	2016	6	18	5,894	8.58	191	68,718	2,946	2,948	49.98	50.02
6	19	2016	1	15	5,893	8.58	192	68,718	2,772	3,121	47.04	52.96
8	12	2016	6	18	5,889	8.57	193	68,718	2,869	3,020	48.72	51.28
4	15	2016	6	16	5,881	8.56	194	68,718	2,859	3,022	48.61	51.39
8	19	2016	6	14	5,879	8.56	195	68,718	3,181	2,698	54.11	45.89
9	11	2016	1	17	5,875	8.55	196	68,718	2,810	3,065	47.83	52.17
8	7	2016	1	12	5,871	8.54	197	68,718	2,851	3,020	48.56	51.44
10	28	2016	6	16	5,871	8.54	198	68,718	2,671	3,200	45.49	54.51
7	29	2016	6	14	5,867	8.54	199	68,718	2,997	2,870	51.08	48.92
8	26	2016	6	12	5,867	8.54	200	68,718	2,964	2,903	50.52	49.48



AADT= 59,725      K 30 FACTOR= 9.93      K 100 FACTOR= 9.05      K 200 FACTOR= 8.44      D 30 FACTOR= 57.91



MO	DY	YR	DAY OF WK	HR	HR VOL	PERCENT OF AADT	HOUR NUMBER	AADT	EAST VOLUME	WEST VOLUME	PERCENT EAST IS OF TOTAL VOLUME	PERCENT WEST IS OF TOTAL VOLUME
6	30	2016	5	17	6,276	10.51	1	59,725	3,665	2,611	58.40	41.60
8	4	2016	5	17	6,234	10.44	2	59,725	3,651	2,583	58.57	41.43
7	6	2016	4	17	6,230	10.43	3	59,725	3,737	2,493	59.98	40.02
7	7	2016	5	17	6,193	10.37	4	59,725	3,648	2,545	58.91	41.09
8	5	2016	6	17	6,191	10.37	5	59,725	3,528	2,663	56.99	43.01
7	8	2016	6	17	6,190	10.36	6	59,725	3,549	2,641	57.33	42.67
7	1	2016	6	16	6,174	10.34	7	59,725	3,381	2,793	54.76	45.24
7	29	2016	6	17	6,127	10.26	8	59,725	3,415	2,712	55.74	44.26
7	27	2016	4	17	6,115	10.24	9	59,725	3,659	2,456	59.84	40.16
6	16	2016	5	17	6,112	10.23	10	59,725	3,672	2,440	60.08	39.92
6	24	2016	6	17	6,101	10.22	11	59,725	3,520	2,581	57.70	42.30
7	26	2016	3	17	6,096	10.21	12	59,725	3,607	2,489	59.17	40.83
7	28	2016	5	17	6,084	10.19	13	59,725	3,524	2,560	57.92	42.08
8	3	2016	4	17	6,076	10.17	14	59,725	3,590	2,486	59.08	40.92
6	15	2016	4	18	6,075	10.17	15	59,725	3,707	2,368	61.02	38.98
6	29	2016	4	18	6,065	10.15	16	59,725	3,575	2,490	58.94	41.06

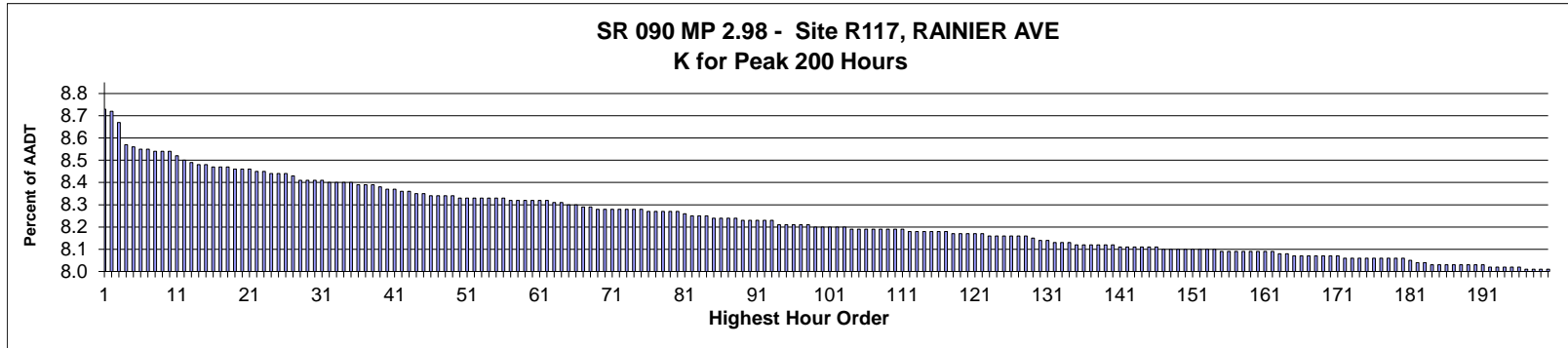
MO	DY	YR	DAY OF WK	HR	HR VOL	PERCENT OF AADT	HOUR NUMBER	AADT	EAST VOLUME	WEST VOLUME	PERCENT IS OF TOTAL VOLUME	PERCENT WEST IS OF TOTAL VOLUME
6	22	2016	4	18	6,043	10.12	17	59,725	3,638	2,405	60.20	39.80
6	29	2016	4	17	6,012	10.07	18	59,725	3,511	2,501	58.40	41.60
8	5	2016	6	16	6,000	10.05	19	59,725	3,328	2,672	55.47	44.53
7	29	2016	6	16	5,992	10.03	20	59,725	3,350	2,642	55.91	44.09
6	24	2016	6	16	5,991	10.03	21	59,725	3,418	2,573	57.05	42.95
7	6	2016	4	18	5,980	10.01	22	59,725	3,556	2,424	59.46	40.54
7	5	2016	3	17	5,979	10.01	23	59,725	3,560	2,419	59.54	40.46
6	23	2016	5	17	5,973	10.00	24	59,725	3,570	2,403	59.77	40.23
6	22	2016	4	17	5,971	10.00	25	59,725	3,530	2,441	59.12	40.88
6	30	2016	5	16	5,970	10.00	26	59,725	3,411	2,559	57.14	42.86
6	14	2016	3	17	5,969	9.99	27	59,725	3,695	2,274	61.90	38.10
6	16	2016	5	18	5,962	9.98	28	59,725	3,541	2,421	59.39	40.61
6	28	2016	3	17	5,942	9.95	29	59,725	3,609	2,333	60.74	39.26
6	30	2016	5	18	5,930	9.93	30	59,725	3,434	2,496	57.91	42.09
8	1	2016	2	17	5,921	9.91	31	59,725	3,511	2,410	59.30	40.70
7	26	2016	3	18	5,919	9.91	32	59,725	3,592	2,327	60.69	39.31
7	25	2016	2	17	5,911	9.90	33	59,725	3,542	2,369	59.92	40.08
6	21	2016	3	17	5,902	9.88	34	59,725	3,386	2,516	57.37	42.63
6	27	2016	2	17	5,900	9.88	35	59,725	3,556	2,344	60.27	39.73
8	3	2016	4	18	5,896	9.87	36	59,725	3,560	2,336	60.38	39.62
7	1	2016	6	17	5,894	9.87	37	59,725	3,215	2,679	54.55	45.45
8	2	2016	3	17	5,889	9.86	38	59,725	3,401	2,488	57.75	42.25
8	4	2016	5	18	5,889	9.86	39	59,725	3,485	2,404	59.18	40.82
7	5	2016	3	16	5,866	9.82	40	59,725	3,553	2,313	60.57	39.43
7	8	2016	6	16	5,866	9.82	41	59,725	3,419	2,447	58.29	41.71
6	15	2016	4	17	5,858	9.81	42	59,725	3,450	2,408	58.89	41.11
7	15	2016	6	17	5,854	9.80	43	59,725	3,297	2,557	56.32	43.68
7	22	2016	6	17	5,854	9.80	44	59,725	3,138	2,716	53.60	46.40
6	28	2016	3	18	5,853	9.80	45	59,725	3,546	2,307	60.58	39.42
6	23	2016	5	18	5,850	9.79	46	59,725	3,516	2,334	60.10	39.90
7	28	2016	5	16	5,848	9.79	47	59,725	3,472	2,376	59.37	40.63
8	2	2016	3	18	5,844	9.78	48	59,725	3,535	2,309	60.49	39.51
6	20	2016	2	17	5,837	9.77	49	59,725	3,399	2,438	58.23	41.77
7	29	2016	6	18	5,835	9.77	50	59,725	3,238	2,597	55.49	44.51
8	4	2016	5	16	5,832	9.76	51	59,725	3,437	2,395	58.93	41.07
7	28	2016	5	18	5,831	9.76	52	59,725	3,462	2,369	59.37	40.63
6	14	2016	3	18	5,830	9.76	53	59,725	3,571	2,259	61.25	38.75
6	21	2016	3	18	5,819	9.74	54	59,725	3,660	2,159	62.90	37.10
7	14	2016	5	17	5,801	9.71	55	59,725	3,203	2,598	55.21	44.79
7	21	2016	5	17	5,775	9.67	56	59,725	3,219	2,556	55.74	44.26
6	17	2016	6	16	5,762	9.65	57	59,725	3,192	2,570	55.40	44.60
7	27	2016	4	16	5,756	9.64	58	59,725	3,432	2,324	59.62	40.38
7	26	2016	3	16	5,752	9.63	59	59,725	3,423	2,329	59.51	40.49
8	3	2016	4	16	5,743	9.62	60	59,725	3,409	2,334	59.36	40.64
7	1	2016	6	15	5,738	9.61	61	59,725	2,975	2,763	51.85	48.15
6	17	2016	6	17	5,718	9.57	62	59,725	3,270	2,448	57.19	42.81
7	8	2016	6	18	5,705	9.55	63	59,725	3,183	2,522	55.79	44.21
8	2	2016	3	16	5,699	9.54	64	59,725	3,391	2,308	59.50	40.50
8	1	2016	2	18	5,687	9.52	65	59,725	3,462	2,225	60.88	39.12
6	20	2016	2	18	5,668	9.49	66	59,725	3,419	2,249	60.32	39.68
6	29	2016	4	16	5,651	9.46	67	59,725	3,334	2,317	59.00	41.00



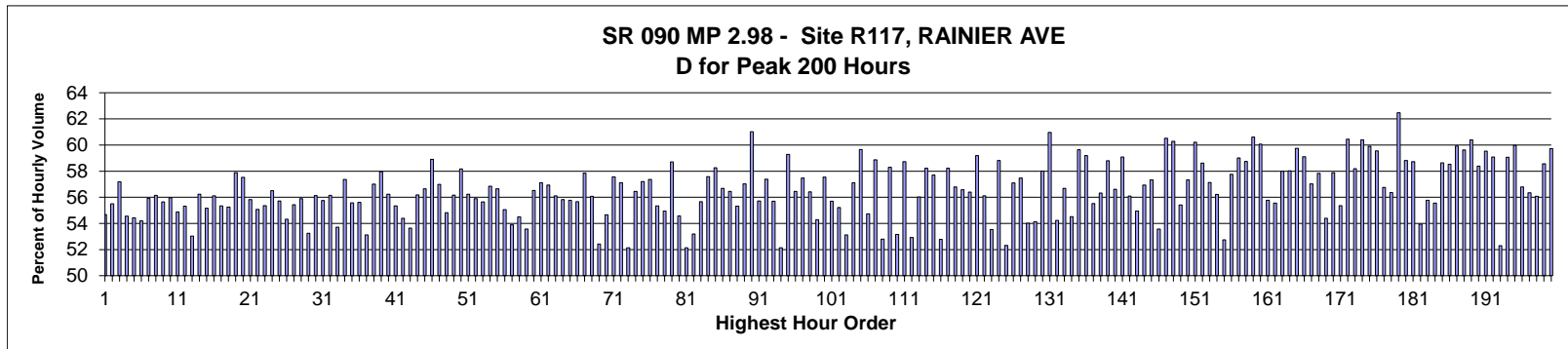
MO	DY	YR	DAY OF WK	HR	HR VOL	PERCENT OF AADT	HOUR NUMBER	AADT	EAST VOLUME	WEST VOLUME	PERCENT IS OF TOTAL VOLUME	PERCENT WEST IS OF TOTAL VOLUME
6	16	2016	5	16	5,650	9.46	68	59,725	3,238	2,412	57.31	42.69
7	25	2016	2	16	5,643	9.45	69	59,725	3,293	2,350	58.36	41.64
7	6	2016	4	16	5,641	9.44	70	59,725	3,258	2,383	57.76	42.24
7	7	2016	5	18	5,634	9.43	71	59,725	3,306	2,328	58.68	41.32
8	1	2016	2	16	5,607	9.39	72	59,725	3,317	2,290	59.16	40.84
7	25	2016	2	18	5,605	9.38	73	59,725	3,330	2,275	59.41	40.59
7	22	2016	6	16	5,603	9.38	74	59,725	2,939	2,664	52.45	47.55
8	5	2016	6	15	5,596	9.37	75	59,725	2,883	2,713	51.52	48.48
7	7	2016	5	16	5,595	9.37	76	59,725	3,313	2,282	59.21	40.79
6	17	2016	6	18	5,584	9.35	77	59,725	3,174	2,410	56.84	43.16
6	22	2016	4	16	5,580	9.34	78	59,725	3,298	2,282	59.10	40.90
7	14	2016	5	18	5,564	9.32	79	59,725	3,025	2,539	54.37	45.63
7	29	2016	6	15	5,562	9.31	80	59,725	2,866	2,696	51.53	48.47
8	5	2016	6	18	5,561	9.31	81	59,725	3,088	2,473	55.53	44.47
6	14	2016	3	16	5,556	9.30	82	59,725	3,428	2,128	61.70	38.30
7	5	2016	3	18	5,540	9.28	83	59,725	3,239	2,301	58.47	41.53
7	20	2016	4	17	5,540	9.28	84	59,725	3,056	2,484	55.16	44.84
7	15	2016	6	18	5,531	9.26	85	59,725	2,996	2,535	54.17	45.83
7	11	2016	2	17	5,521	9.24	86	59,725	3,108	2,413	56.29	43.71
6	28	2016	3	16	5,512	9.23	87	59,725	3,192	2,320	57.91	42.09
7	27	2016	4	18	5,490	9.19	88	59,725	3,122	2,368	56.87	43.13
7	13	2016	4	17	5,482	9.18	89	59,725	2,959	2,523	53.98	46.02
6	17	2016	6	15	5,476	9.17	90	59,725	2,882	2,594	52.63	47.37
7	19	2016	3	17	5,462	9.15	91	59,725	3,067	2,395	56.15	43.85
7	21	2016	5	18	5,442	9.11	92	59,725	2,909	2,533	53.45	46.55
6	23	2016	5	16	5,440	9.11	93	59,725	3,233	2,207	59.43	40.57
6	20	2016	2	16	5,433	9.10	94	59,725	3,265	2,168	60.10	39.90
6	24	2016	6	18	5,433	9.10	95	59,725	2,971	2,462	54.68	45.32
7	1	2016	6	18	5,432	9.10	96	59,725	2,840	2,592	52.28	47.72
7	13	2016	4	18	5,423	9.08	97	59,725	3,045	2,378	56.15	43.85
6	15	2016	4	16	5,419	9.07	98	59,725	3,153	2,266	58.18	41.82
6	27	2016	2	16	5,415	9.07	99	59,725	3,220	2,195	59.46	40.54
7	12	2016	3	17	5,404	9.05	100	59,725	3,099	2,305	57.35	42.65
6	21	2016	3	16	5,384	9.01	101	59,725	3,066	2,318	56.95	43.05
7	18	2016	2	17	5,374	9.00	102	59,725	2,991	2,383	55.66	44.34
5	20	2016	6	17	5,365	8.98	103	59,725	3,031	2,334	56.50	43.50
7	8	2016	6	15	5,350	8.96	104	59,725	2,846	2,504	53.20	46.80
6	27	2016	2	18	5,341	8.94	105	59,725	3,117	2,224	58.36	41.64
6	18	2016	7	16	5,326	8.92	106	59,725	2,769	2,557	51.99	48.01
6	24	2016	6	15	5,321	8.91	107	59,725	2,752	2,569	51.72	48.28
4	29	2016	6	17	5,320	8.91	108	59,725	3,047	2,273	57.27	42.73
7	20	2016	4	18	5,312	8.89	109	59,725	3,026	2,286	56.97	43.03
5	18	2016	4	17	5,301	8.88	110	59,725	3,235	2,066	61.03	38.97
7	21	2016	5	16	5,278	8.84	111	59,725	2,937	2,341	55.65	44.35
7	19	2016	3	18	5,275	8.83	112	59,725	2,975	2,300	56.40	43.60
5	26	2016	5	17	5,273	8.83	113	59,725	3,144	2,129	59.62	40.38
6	30	2016	5	15	5,269	8.82	114	59,725	2,746	2,523	52.12	47.88
8	11	2016	5	17	5,264	8.81	115	59,725	3,102	2,162	58.93	41.07
7	1	2016	6	14	5,261	8.81	116	59,725	2,610	2,651	49.61	50.39
7	12	2016	3	18	5,260	8.81	117	59,725	2,954	2,306	56.16	43.84
5	25	2016	4	17	5,257	8.80	118	59,725	3,154	2,103	60.00	40.00

MO	DY	YR	DAY OF WK	HR	HR VOL	PERCENT OF AADT	HOUR NUMBER	AADT	EAST VOLUME	WEST VOLUME	PERCENT EAST IS OF TOTAL VOLUME	PERCENT WEST IS OF TOTAL VOLUME
7	14	2016	5	16	5,255	8.80	119	59,725	2,876	2,379	54.73	45.27
6	3	2016	6	17	5,254	8.80	120	59,725	3,107	2,147	59.14	40.86
7	20	2016	4	16	5,248	8.79	121	59,725	2,943	2,305	56.08	43.92
4	15	2016	6	17	5,245	8.78	122	59,725	3,062	2,183	58.38	41.62
7	13	2016	4	16	5,242	8.78	123	59,725	2,850	2,392	54.37	45.63
8	5	2016	6	14	5,238	8.77	124	59,725	2,611	2,627	49.85	50.15
8	25	2016	5	17	5,236	8.77	125	59,725	3,088	2,148	58.98	41.02
6	18	2016	7	14	5,224	8.75	126	59,725	2,605	2,619	49.87	50.13
5	6	2016	6	16	5,214	8.73	127	59,725	2,941	2,273	56.41	43.59
7	29	2016	6	14	5,208	8.72	128	59,725	2,646	2,562	50.81	49.19
8	31	2016	4	17	5,206	8.72	129	59,725	3,162	2,044	60.74	39.26
10	12	2016	4	17	5,205	8.71	130	59,725	3,241	1,964	62.27	37.73
5	4	2016	4	17	5,204	8.71	131	59,725	3,190	2,014	61.30	38.70
7	5	2016	3	15	5,189	8.69	132	59,725	2,853	2,336	54.98	45.02
8	23	2016	3	17	5,185	8.68	133	59,725	3,094	2,091	59.67	40.33
5	12	2016	5	17	5,181	8.67	134	59,725	3,168	2,013	61.15	38.85
6	1	2016	4	17	5,181	8.67	135	59,725	3,166	2,015	61.11	38.89
6	9	2016	5	17	5,181	8.67	136	59,725	3,063	2,118	59.12	40.88
8	3	2016	4	15	5,179	8.67	137	59,725	2,780	2,399	53.68	46.32
10	7	2016	6	17	5,173	8.66	138	59,725	2,934	2,239	56.72	43.28
9	22	2016	5	17	5,172	8.66	139	59,725	3,023	2,149	58.45	41.55
6	8	2016	4	17	5,171	8.66	140	59,725	3,117	2,054	60.28	39.72
7	19	2016	3	16	5,168	8.65	141	59,725	2,924	2,244	56.58	43.42
8	22	2016	2	17	5,167	8.65	142	59,725	3,134	2,033	60.65	39.35
7	23	2016	7	14	5,153	8.63	143	59,725	2,391	2,762	46.40	53.60
7	27	2016	4	15	5,150	8.62	144	59,725	2,757	2,393	53.53	46.47
9	30	2016	6	17	5,148	8.62	145	59,725	2,992	2,156	58.12	41.88
8	16	2016	3	17	5,147	8.62	146	59,725	3,011	2,136	58.50	41.50
9	16	2016	6	16	5,145	8.61	147	59,725	2,988	2,157	58.08	41.92
6	18	2016	7	13	5,142	8.61	148	59,725	2,584	2,558	50.25	49.75
2	24	2016	4	17	5,139	8.60	149	59,725	3,109	2,030	60.50	39.50
7	22	2016	6	18	5,139	8.60	150	59,725	2,564	2,575	49.89	50.11
5	20	2016	6	16	5,138	8.60	151	59,725	2,976	2,162	57.92	42.08
6	18	2016	7	15	5,128	8.59	152	59,725	2,504	2,624	48.83	51.17
8	19	2016	6	16	5,126	8.58	153	59,725	2,858	2,268	55.75	44.25
7	18	2016	2	16	5,123	8.58	154	59,725	2,830	2,293	55.24	44.76
7	11	2016	2	16	5,122	8.58	155	59,725	2,834	2,288	55.33	44.67
8	24	2016	4	17	5,121	8.57	156	59,725	3,055	2,066	59.66	40.34
8	26	2016	6	16	5,116	8.57	157	59,725	2,908	2,208	56.84	43.16
5	13	2016	6	17	5,115	8.56	158	59,725	2,873	2,242	56.17	43.83
10	6	2016	5	17	5,111	8.56	159	59,725	3,159	1,952	61.81	38.19
9	29	2016	5	17	5,108	8.55	160	59,725	3,066	2,042	60.02	39.98
8	17	2016	4	17	5,103	8.54	161	59,725	3,027	2,076	59.32	40.68
3	18	2016	6	17	5,098	8.54	162	59,725	2,990	2,108	58.65	41.35
8	30	2016	3	17	5,098	8.54	163	59,725	3,120	1,978	61.20	38.80
4	21	2016	5	17	5,097	8.53	164	59,725	3,097	2,000	60.76	39.24
5	31	2016	3	17	5,094	8.53	165	59,725	3,171	1,923	62.25	37.75
7	11	2016	2	18	5,094	8.53	166	59,725	2,766	2,328	54.30	45.70
5	3	2016	3	17	5,088	8.52	167	59,725	3,135	1,953	61.62	38.38
12	1	2016	5	17	5,088	8.52	168	59,725	2,954	2,134	58.06	41.94
9	21	2016	4	17	5,086	8.52	169	59,725	3,033	2,053	59.63	40.37

MO	DY	YR	DAY OF WK	HR	HR VOL	PERCENT OF AADT	HOUR NUMBER	AADT	EAST VOLUME	WEST VOLUME	PERCENT EAST IS OF TOTAL VOLUME	PERCENT WEST IS OF TOTAL VOLUME
4	26	2016	3	17	5,082	8.51	170	59,725	3,154	1,928	62.06	37.94
7	30	2016	7	13	5,082	8.51	171	59,725	2,348	2,734	46.20	53.80
6	15	2016	4	15	5,081	8.51	172	59,725	2,806	2,275	55.23	44.77
2	23	2016	3	17	5,079	8.50	173	59,725	3,100	1,979	61.04	38.96
5	6	2016	6	17	5,079	8.50	174	59,725	2,938	2,141	57.85	42.15
9	2	2016	6	16	5,079	8.50	175	59,725	2,792	2,287	54.97	45.03
9	23	2016	6	17	5,077	8.50	176	59,725	2,991	2,086	58.91	41.09
11	18	2016	6	17	5,077	8.50	177	59,725	2,994	2,083	58.97	41.03
6	10	2016	6	16	5,072	8.49	178	59,725	2,944	2,128	58.04	41.96
10	18	2016	3	17	5,070	8.49	179	59,725	3,081	1,989	60.77	39.23
4	1	2016	6	17	5,069	8.49	180	59,725	2,935	2,134	57.90	42.10
8	10	2016	4	17	5,069	8.49	181	59,725	3,024	2,045	59.66	40.34
5	13	2016	6	16	5,066	8.48	182	59,725	2,965	2,101	58.53	41.47
4	19	2016	3	17	5,064	8.48	183	59,725	3,005	2,059	59.34	40.66
8	9	2016	3	17	5,064	8.48	184	59,725	2,963	2,101	58.51	41.49
5	5	2016	5	17	5,061	8.47	185	59,725	3,124	1,937	61.73	38.27
7	28	2016	5	15	5,060	8.47	186	59,725	2,701	2,359	53.38	46.62
8	2	2016	3	15	5,060	8.47	187	59,725	2,650	2,410	52.37	47.63
6	16	2016	5	15	5,057	8.47	188	59,725	2,683	2,374	53.06	46.94
9	2	2016	6	17	5,057	8.47	189	59,725	2,903	2,154	57.41	42.59
4	27	2016	4	17	5,053	8.46	190	59,725	3,158	1,895	62.50	37.50
5	11	2016	4	17	5,052	8.46	191	59,725	3,027	2,025	59.92	40.08
6	2	2016	5	17	5,050	8.46	192	59,725	3,000	2,050	59.41	40.59
9	20	2016	3	17	5,049	8.45	193	59,725	3,103	1,946	61.46	38.54
3	22	2016	3	17	5,048	8.45	194	59,725	3,056	1,992	60.54	39.46
7	1	2016	6	13	5,045	8.45	195	59,725	2,520	2,525	49.95	50.05
9	28	2016	4	17	5,045	8.45	196	59,725	3,109	1,936	61.63	38.37
6	23	2016	5	15	5,043	8.44	197	59,725	2,720	2,323	53.94	46.06
1	29	2016	6	17	5,042	8.44	198	59,725	2,982	2,060	59.14	40.86
10	12	2016	4	16	5,041	8.44	199	59,725	3,113	1,928	61.75	38.25
8	1	2016	2	15	5,039	8.44	200	59,725	2,646	2,393	52.51	47.49



AADT= 119,639      K 30 FACTOR= 8.36      K 100 FACTOR= 8.15      K 200 FACTOR= 7.96      D 30 FACTOR= 56.13



MO	DY	YR	DAY OF WK	HR	HR VOL	PERCENT OF AADT	HOUR NUMBER	AADT	EAST VOLUME	WEST VOLUME	PERCENT EAST IS OF TOTAL VOLUME	PERCENT WEST IS OF TOTAL VOLUME
2	4	2016	5	8	10,390	8.68	1	119,639	4,709	5,681	45.32	54.68
3	24	2016	5	8	10,370	8.67	2	119,639	4,615	5,755	44.50	55.50
3	11	2016	6	8	10,307	8.62	3	119,639	4,412	5,895	42.81	57.19
3	16	2016	4	8	10,192	8.52	4	119,639	4,632	5,560	45.45	54.55
2	26	2016	6	8	10,181	8.51	5	119,639	4,639	5,542	45.57	54.43
4	4	2016	2	8	10,173	8.50	6	119,639	4,659	5,514	45.80	54.20
2	18	2016	5	8	10,165	8.50	7	119,639	4,481	5,684	44.08	55.92
4	12	2016	3	8	10,161	8.49	8	119,639	4,457	5,704	43.86	56.14
8	24	2016	4	8	10,157	8.49	9	119,639	4,505	5,652	44.35	55.65
2	23	2016	3	8	10,152	8.49	10	119,639	4,471	5,681	44.04	55.96
3	31	2016	5	8	10,129	8.47	11	119,639	4,570	5,559	45.12	54.88
4	11	2016	2	8	10,112	8.45	12	119,639	4,517	5,595	44.67	55.33
2	3	2016	4	8	10,101	8.44	13	119,639	4,743	5,358	46.96	53.04
4	14	2016	5	8	10,087	8.43	14	119,639	4,415	5,672	43.77	56.23
2	17	2016	4	8	10,081	8.43	15	119,639	4,520	5,561	44.84	55.16
4	6	2016	4	8	10,076	8.42	16	119,639	4,422	5,654	43.89	56.11

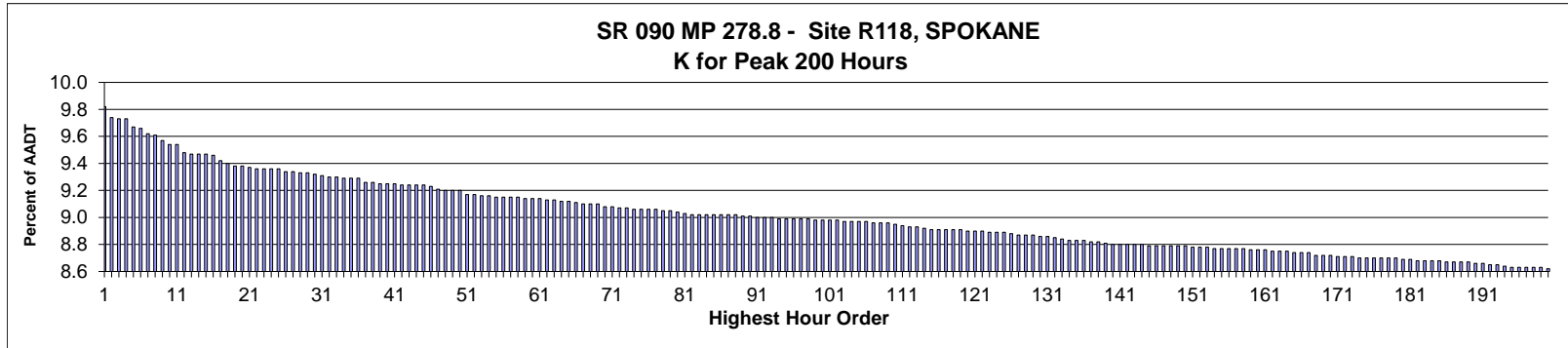
MO	DY	YR	DAY OF WK	HR	HR VOL	PERCENT OF AADT	HOUR NUMBER	AADT	EAST VOLUME	WEST VOLUME	PERCENT EAST IS OF TOTAL VOLUME	PERCENT WEST IS OF TOTAL VOLUME
3	14	2016	2	8	10,074	8.42	17	119,639	4,499	5,575	44.66	55.34
4	22	2016	6	8	10,074	8.42	18	119,639	4,508	5,566	44.75	55.25
5	23	2016	2	8	10,066	8.41	19	119,639	4,239	5,827	42.11	57.89
6	14	2016	3	8	10,064	8.41	20	119,639	4,274	5,790	42.47	57.53
6	3	2016	6	8	10,056	8.41	21	119,639	4,443	5,613	44.18	55.82
2	22	2016	2	8	10,049	8.40	22	119,639	4,514	5,535	44.92	55.08
3	17	2016	5	8	10,046	8.40	23	119,639	4,485	5,561	44.64	55.36
6	29	2016	4	8	10,043	8.39	24	119,639	4,369	5,674	43.50	56.50
8	11	2016	5	8	10,042	8.39	25	119,639	4,447	5,595	44.28	55.72
3	9	2016	4	8	10,036	8.39	26	119,639	4,584	5,452	45.68	54.32
4	1	2016	6	8	10,028	8.38	27	119,639	4,469	5,559	44.57	55.43
8	16	2016	3	8	10,005	8.36	28	119,639	4,412	5,593	44.10	55.90
3	15	2016	3	8	10,000	8.36	29	119,639	4,675	5,325	46.75	53.25
4	7	2016	5	8	9,997	8.36	30	119,639	4,386	5,611	43.87	56.13
8	17	2016	4	8	9,997	8.36	31	119,639	4,424	5,573	44.25	55.75
4	13	2016	4	8	9,994	8.35	32	119,639	4,383	5,611	43.86	56.14
3	28	2016	2	8	9,993	8.35	33	119,639	4,625	5,368	46.28	53.72
6	8	2016	4	8	9,993	8.35	34	119,639	4,261	5,732	42.64	57.36
6	21	2016	3	8	9,993	8.35	35	119,639	4,440	5,553	44.43	55.57
4	8	2016	6	8	9,981	8.34	36	119,639	4,431	5,550	44.39	55.61
2	10	2016	4	8	9,979	8.34	37	119,639	4,677	5,302	46.87	53.13
4	21	2016	5	8	9,972	8.34	38	119,639	4,287	5,685	42.99	57.01
5	9	2016	2	8	9,962	8.33	39	119,639	4,189	5,773	42.05	57.95
8	9	2016	3	8	9,948	8.32	40	119,639	4,354	5,594	43.77	56.23
9	7	2016	4	8	9,948	8.32	41	119,639	4,443	5,505	44.66	55.34
2	24	2016	4	8	9,942	8.31	42	119,639	4,534	5,408	45.60	54.40
1	19	2016	3	8	9,940	8.31	43	119,639	4,608	5,332	46.36	53.64
4	27	2016	4	8	9,934	8.30	44	119,639	4,353	5,581	43.82	56.18
9	16	2016	6	8	9,929	8.30	45	119,639	4,305	5,624	43.36	56.64
4	5	2016	3	18	9,923	8.29	46	119,639	5,845	4,078	58.90	41.10
9	1	2016	5	8	9,923	8.29	47	119,639	4,268	5,655	43.01	56.99
8	31	2016	4	8	9,922	8.29	48	119,639	4,483	5,439	45.18	54.82
8	3	2016	4	8	9,920	8.29	49	119,639	4,348	5,572	43.83	56.17
6	9	2016	5	8	9,912	8.28	50	119,639	4,146	5,766	41.83	58.17
9	30	2016	6	8	9,907	8.28	51	119,639	4,336	5,571	43.77	56.23
12	1	2016	5	8	9,906	8.28	52	119,639	4,369	5,537	44.10	55.90
8	23	2016	3	8	9,905	8.28	53	119,639	4,394	5,511	44.36	55.64
9	9	2016	6	8	9,905	8.28	54	119,639	4,275	5,630	43.16	56.84
4	28	2016	5	8	9,904	8.28	55	119,639	4,293	5,611	43.35	56.65
4	15	2016	6	8	9,902	8.28	56	119,639	4,450	5,452	44.94	55.06
2	9	2016	3	8	9,899	8.27	57	119,639	4,564	5,335	46.11	53.89
3	22	2016	3	8	9,897	8.27	58	119,639	4,503	5,394	45.50	54.50
1	25	2016	2	8	9,895	8.27	59	119,639	4,594	5,301	46.43	53.57
6	28	2016	3	8	9,895	8.27	60	119,639	4,301	5,594	43.47	56.53
5	19	2016	5	8	9,894	8.27	61	119,639	4,243	5,651	42.88	57.12
6	27	2016	2	8	9,889	8.27	62	119,639	4,258	5,631	43.06	56.94
6	16	2016	5	8	9,886	8.26	63	119,639	4,338	5,548	43.88	56.12
3	25	2016	6	8	9,880	8.26	64	119,639	4,365	5,515	44.18	55.82
5	26	2016	5	8	9,874	8.25	65	119,639	4,367	5,507	44.23	55.77
3	29	2016	3	8	9,872	8.25	66	119,639	4,376	5,496	44.33	55.67
6	20	2016	2	8	9,864	8.24	67	119,639	4,159	5,705	42.16	57.84

MO	DY	YR	DAY OF WK	HR	HR VOL	PERCENT OF AADT	HOUR NUMBER	AADT	EAST VOLUME	WEST VOLUME	PERCENT EAST IS OF TOTAL VOLUME	PERCENT WEST IS OF TOTAL VOLUME
6	22	2016	4	8	9,863	8.24	68	119,639	4,333	5,530	43.93	56.07
1	14	2016	5	8	9,852	8.23	69	119,639	4,687	5,165	47.57	52.43
2	16	2016	3	8	9,850	8.23	70	119,639	4,466	5,384	45.34	54.66
5	18	2016	4	8	9,849	8.23	71	119,639	4,180	5,669	42.44	57.56
8	10	2016	4	8	9,846	8.23	72	119,639	4,222	5,624	42.88	57.12
2	8	2016	2	8	9,844	8.23	73	119,639	4,711	5,133	47.86	52.14
6	30	2016	5	8	9,843	8.23	74	119,639	4,287	5,556	43.55	56.45
5	31	2016	3	8	9,842	8.23	75	119,639	4,211	5,631	42.79	57.21
9	8	2016	5	8	9,838	8.22	76	119,639	4,195	5,643	42.64	57.36
8	29	2016	2	8	9,834	8.22	77	119,639	4,391	5,443	44.65	55.35
5	13	2016	6	8	9,832	8.22	78	119,639	4,430	5,402	45.06	54.94
9	14	2016	4	8	9,830	8.22	79	119,639	4,059	5,771	41.29	58.71
2	12	2016	6	8	9,829	8.22	80	119,639	4,465	5,364	45.43	54.57
1	6	2016	4	8	9,823	8.21	81	119,639	4,702	5,121	47.87	52.13
2	25	2016	5	8	9,811	8.20	82	119,639	4,592	5,219	46.80	53.20
10	19	2016	4	8	9,811	8.20	83	119,639	4,349	5,462	44.33	55.67
10	3	2016	2	8	9,810	8.20	84	119,639	4,161	5,649	42.42	57.58
4	5	2016	3	17	9,801	8.19	85	119,639	5,710	4,091	58.26	41.74
6	15	2016	4	8	9,798	8.19	86	119,639	4,244	5,554	43.31	56.69
8	15	2016	2	8	9,797	8.19	87	119,639	4,267	5,530	43.55	56.45
8	26	2016	6	8	9,794	8.19	88	119,639	4,376	5,418	44.68	55.32
10	6	2016	5	8	9,790	8.18	89	119,639	4,207	5,583	42.97	57.03
5	16	2016	2	18	9,786	8.18	90	119,639	5,971	3,815	61.02	38.98
5	12	2016	5	8	9,784	8.18	91	119,639	4,333	5,451	44.29	55.71
6	13	2016	2	8	9,784	8.18	92	119,639	4,170	5,614	42.62	57.38
10	7	2016	6	8	9,784	8.18	93	119,639	4,334	5,450	44.30	55.70
3	3	2016	5	8	9,768	8.16	94	119,639	4,675	5,093	47.86	52.14
4	25	2016	2	18	9,762	8.16	95	119,639	5,787	3,975	59.28	40.72
11	29	2016	3	8	9,762	8.16	96	119,639	4,251	5,511	43.55	56.45
5	10	2016	3	8	9,760	8.16	97	119,639	4,151	5,609	42.53	57.47
11	30	2016	4	8	9,758	8.16	98	119,639	4,254	5,504	43.59	56.41
2	5	2016	6	8	9,756	8.15	99	119,639	4,460	5,296	45.72	54.28
6	2	2016	5	8	9,754	8.15	100	119,639	4,141	5,613	42.45	57.55
8	19	2016	6	8	9,752	8.15	101	119,639	4,320	5,432	44.30	55.70
3	18	2016	6	8	9,750	8.15	102	119,639	4,366	5,384	44.78	55.22
3	4	2016	6	8	9,749	8.15	103	119,639	4,569	5,180	46.87	53.13
3	8	2016	3	17	9,740	8.14	104	119,639	5,563	4,177	57.11	42.89
4	18	2016	2	17	9,740	8.14	105	119,639	5,811	3,929	59.66	40.34
8	18	2016	5	8	9,740	8.14	106	119,639	4,409	5,331	45.27	54.73
2	4	2016	5	17	9,738	8.14	107	119,639	5,732	4,006	58.86	41.14
1	27	2016	4	8	9,737	8.14	108	119,639	4,596	5,141	47.20	52.80
3	2	2016	4	17	9,737	8.14	109	119,639	5,677	4,060	58.30	41.70
2	1	2016	2	8	9,736	8.14	110	119,639	4,561	5,175	46.85	53.15
5	17	2016	3	8	9,734	8.14	111	119,639	4,018	5,716	41.28	58.72
1	11	2016	2	8	9,732	8.13	112	119,639	4,582	5,150	47.08	52.92
4	19	2016	3	8	9,732	8.13	113	119,639	4,280	5,452	43.98	56.02
5	11	2016	4	8	9,730	8.13	114	119,639	4,064	5,666	41.77	58.23
6	6	2016	2	8	9,728	8.13	115	119,639	4,115	5,613	42.30	57.70
1	20	2016	4	8	9,724	8.13	116	119,639	4,591	5,133	47.21	52.79
9	20	2016	3	8	9,721	8.13	117	119,639	4,060	5,661	41.77	58.23
6	1	2016	4	8	9,716	8.12	118	119,639	4,198	5,518	43.21	56.79

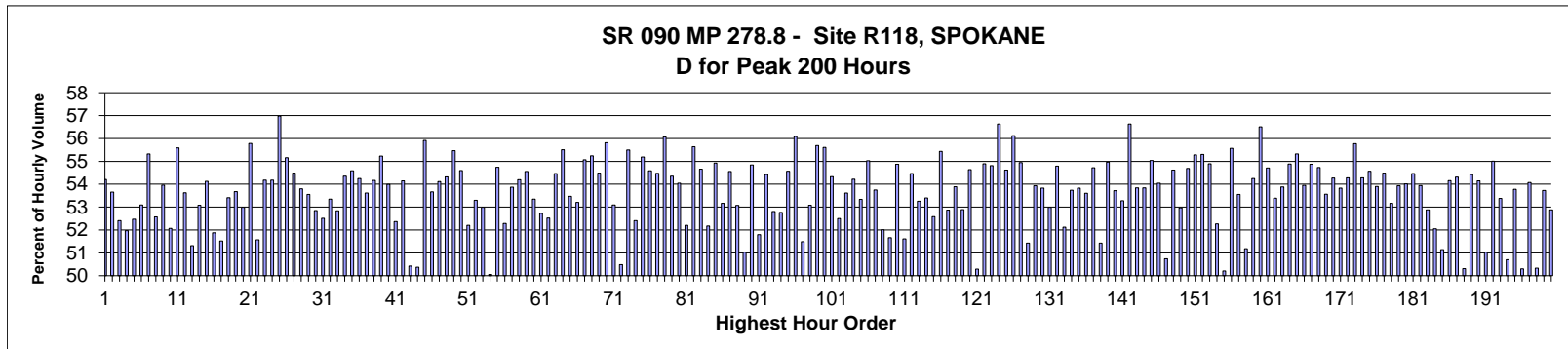
MO	DY	YR	DAY OF WK	HR	HR VOL	PERCENT OF AADT	HOUR NUMBER	AADT	EAST VOLUME	WEST VOLUME	PERCENT EAST IS OF TOTAL VOLUME	PERCENT WEST IS OF TOTAL VOLUME
8	22	2016	2	8	9,714	8.12	119	119,639	4,218	5,496	43.42	56.58
4	26	2016	3	8	9,710	8.12	120	119,639	4,234	5,476	43.60	56.40
3	8	2016	3	18	9,709	8.12	121	119,639	5,747	3,962	59.19	40.81
12	15	2016	5	8	9,709	8.12	122	119,639	4,260	5,449	43.88	56.12
1	8	2016	6	8	9,707	8.11	123	119,639	4,510	5,197	46.46	53.54
1	25	2016	2	18	9,706	8.11	124	119,639	5,708	3,998	58.81	41.19
1	7	2016	5	8	9,703	8.11	125	119,639	4,626	5,077	47.68	52.32
11	18	2016	6	8	9,703	8.11	126	119,639	4,164	5,539	42.91	57.09
6	7	2016	3	8	9,701	8.11	127	119,639	4,125	5,576	42.52	57.48
3	21	2016	2	8	9,698	8.11	128	119,639	4,459	5,239	45.98	54.02
4	25	2016	2	8	9,696	8.10	129	119,639	4,448	5,248	45.87	54.13
9	21	2016	4	8	9,684	8.09	130	119,639	4,066	5,618	41.99	58.01
3	28	2016	2	18	9,679	8.09	131	119,639	5,900	3,779	60.96	39.04
2	29	2016	2	8	9,672	8.08	132	119,639	4,426	5,246	45.76	54.24
3	30	2016	4	8	9,667	8.08	133	119,639	4,188	5,479	43.32	56.68
5	16	2016	2	8	9,663	8.08	134	119,639	4,395	5,268	45.48	54.52
6	22	2016	4	18	9,659	8.07	135	119,639	5,761	3,898	59.64	40.36
5	24	2016	3	8	9,656	8.07	136	119,639	3,941	5,715	40.81	59.19
9	23	2016	6	8	9,655	8.07	137	119,639	4,295	5,360	44.48	55.52
12	16	2016	6	8	9,655	8.07	138	119,639	4,216	5,439	43.67	56.33
4	1	2016	6	17	9,653	8.07	139	119,639	5,676	3,977	58.80	41.20
8	30	2016	3	8	9,652	8.07	140	119,639	4,188	5,464	43.39	56.61
4	28	2016	5	18	9,646	8.06	141	119,639	5,699	3,947	59.08	40.92
4	20	2016	4	8	9,645	8.06	142	119,639	4,234	5,411	43.90	56.10
11	28	2016	2	8	9,645	8.06	143	119,639	4,345	5,300	45.05	54.95
9	29	2016	5	8	9,641	8.06	144	119,639	4,152	5,489	43.07	56.93
9	26	2016	2	8	9,640	8.06	145	119,639	4,113	5,527	42.67	57.33
1	28	2016	5	8	9,639	8.06	146	119,639	4,475	5,164	46.43	53.57
2	29	2016	2	18	9,632	8.05	147	119,639	5,829	3,803	60.52	39.48
5	26	2016	5	18	9,631	8.05	148	119,639	5,806	3,825	60.28	39.72
10	21	2016	6	8	9,630	8.05	149	119,639	4,294	5,336	44.59	55.41
9	22	2016	5	8	9,628	8.05	150	119,639	4,108	5,520	42.67	57.33
11	2	2016	4	18	9,628	8.05	151	119,639	5,798	3,830	60.22	39.78
4	25	2016	2	17	9,625	8.05	152	119,639	5,641	3,984	58.61	41.39
6	17	2016	6	8	9,625	8.05	153	119,639	4,126	5,499	42.87	57.13
11	8	2016	3	8	9,625	8.05	154	119,639	4,214	5,411	43.78	56.22
2	11	2016	5	8	9,623	8.04	155	119,639	4,547	5,076	47.25	52.75
4	18	2016	2	8	9,623	8.04	156	119,639	4,065	5,558	42.24	57.76
4	28	2016	5	17	9,622	8.04	157	119,639	5,679	3,943	59.02	40.98
11	1	2016	3	17	9,622	8.04	158	119,639	5,653	3,969	58.75	41.25
2	22	2016	2	18	9,616	8.04	159	119,639	5,828	3,788	60.61	39.39
3	29	2016	3	18	9,616	8.04	160	119,639	5,775	3,841	60.06	39.94
8	5	2016	6	8	9,616	8.04	161	119,639	4,252	5,364	44.22	55.78
12	7	2016	4	8	9,613	8.04	162	119,639	4,272	5,341	44.44	55.56
3	28	2016	2	17	9,607	8.03	163	119,639	5,571	4,036	57.99	42.01
5	18	2016	4	17	9,603	8.03	164	119,639	5,572	4,031	58.02	41.98
1	6	2016	4	18	9,601	8.02	165	119,639	5,737	3,864	59.75	40.25
3	24	2016	5	17	9,601	8.02	166	119,639	5,674	3,927	59.10	40.90
2	29	2016	2	17	9,598	8.02	167	119,639	5,474	4,124	57.03	42.97
9	27	2016	3	8	9,598	8.02	168	119,639	4,047	5,551	42.17	57.83
3	8	2016	3	8	9,595	8.02	169	119,639	4,375	5,220	45.60	54.40

MO	DY	YR	DAY OF WK	HR	HR VOL	PERCENT OF AADT	HOUR NUMBER	AADT	EAST VOLUME	WEST VOLUME	PERCENT EAST IS OF TOTAL VOLUME	PERCENT WEST IS OF TOTAL VOLUME
3	16	2016	4	17	9,594	8.02	170	119,639	5,554	4,040	57.89	42.11
5	20	2016	6	8	9,594	8.02	171	119,639	4,283	5,311	44.64	55.36
10	17	2016	2	18	9,589	8.01	172	119,639	5,797	3,792	60.45	39.55
4	27	2016	4	17	9,588	8.01	173	119,639	5,578	4,010	58.18	41.82
9	1	2016	5	18	9,586	8.01	174	119,639	5,789	3,797	60.39	39.61
10	3	2016	2	17	9,584	8.01	175	119,639	5,742	3,842	59.91	40.09
5	24	2016	3	18	9,583	8.01	176	119,639	5,707	3,876	59.55	40.45
9	12	2016	2	8	9,580	8.01	177	119,639	4,142	5,438	43.24	56.76
6	23	2016	5	8	9,578	8.01	178	119,639	4,179	5,399	43.63	56.37
10	3	2016	2	18	9,578	8.01	179	119,639	5,983	3,595	62.47	37.53
10	27	2016	5	17	9,578	8.01	180	119,639	5,633	3,945	58.81	41.19
4	26	2016	3	17	9,575	8.00	181	119,639	5,622	3,953	58.72	41.28
8	25	2016	5	8	9,562	7.99	182	119,639	4,404	5,158	46.06	53.94
6	24	2016	6	8	9,554	7.99	183	119,639	4,226	5,328	44.23	55.77
5	27	2016	6	8	9,551	7.98	184	119,639	4,244	5,307	44.44	55.56
1	29	2016	6	17	9,550	7.98	185	119,639	5,599	3,951	58.63	41.37
4	13	2016	4	17	9,550	7.98	186	119,639	5,590	3,960	58.53	41.47
4	18	2016	2	18	9,550	7.98	187	119,639	5,722	3,828	59.92	40.08
5	17	2016	3	18	9,550	7.98	188	119,639	5,694	3,856	59.62	40.38
4	22	2016	6	18	9,547	7.98	189	119,639	5,765	3,782	60.39	39.61
2	4	2016	5	18	9,546	7.98	190	119,639	5,574	3,972	58.39	41.61
5	25	2016	4	8	9,546	7.98	191	119,639	3,863	5,683	40.47	59.53
2	2	2016	3	18	9,536	7.97	192	119,639	5,635	3,901	59.09	40.91
3	2	2016	4	8	9,536	7.97	193	119,639	4,550	4,986	47.71	52.29
5	19	2016	5	17	9,533	7.97	194	119,639	5,630	3,903	59.06	40.94
3	14	2016	2	18	9,532	7.97	195	119,639	5,717	3,815	59.98	40.02
9	28	2016	4	8	9,531	7.97	196	119,639	4,117	5,414	43.20	56.80
10	12	2016	4	8	9,528	7.96	197	119,639	4,160	5,368	43.66	56.34
10	18	2016	3	8	9,527	7.96	198	119,639	4,184	5,343	43.92	56.08
1	20	2016	4	18	9,523	7.96	199	119,639	5,577	3,946	58.56	41.44
4	6	2016	4	18	9,521	7.96	200	119,639	5,686	3,835	59.72	40.28





AADT= 81,136      K 30 FACTOR= 9.32      K 100 FACTOR= 8.98      K 200 FACTOR= 8.62      D 30 FACTOR= 52.85



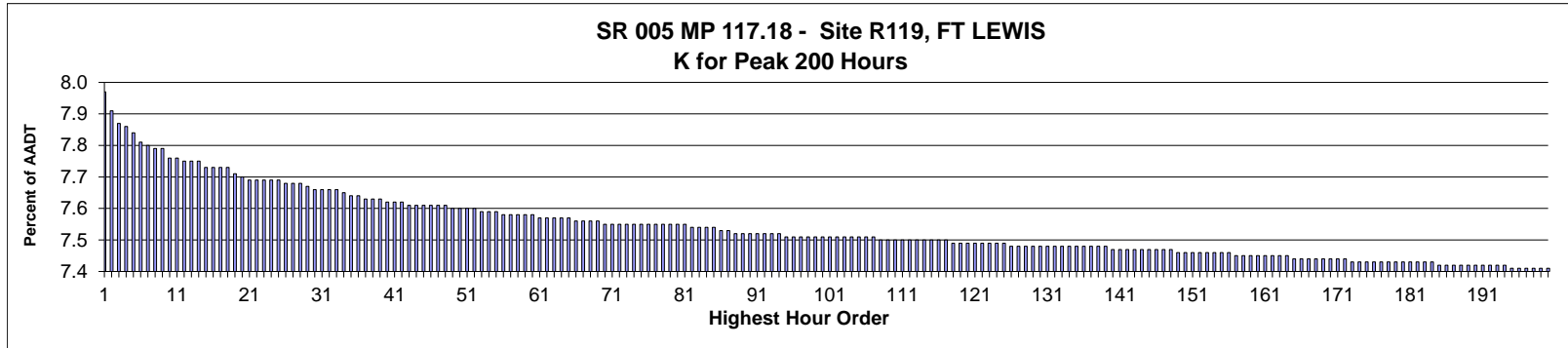
MO	DY	YR	DAY OF WK	HR	HR VOL	PERCENT OF AADT	HOUR NUMBER	AADT	EAST VOLUME	WEST VOLUME	PERCENT EAST IS OF TOTAL VOLUME	PERCENT WEST IS OF TOTAL VOLUME
6	10	2016	6	17	7,971	9.82	1	81,136	4,321	3,650	54.21	45.79
6	3	2016	6	17	7,902	9.74	2	81,136	4,240	3,662	53.66	46.34
9	30	2016	6	17	7,895	9.73	3	81,136	4,138	3,757	52.41	47.59
9	16	2016	6	17	7,891	9.73	4	81,136	4,101	3,790	51.97	48.03
5	26	2016	5	17	7,847	9.67	5	81,136	4,117	3,730	52.47	47.53
5	6	2016	6	17	7,834	9.66	6	81,136	4,159	3,675	53.09	46.91
6	30	2016	5	17	7,802	9.62	7	81,136	4,316	3,486	55.32	44.68
9	23	2016	6	17	7,801	9.61	8	81,136	4,101	3,700	52.57	47.43
10	7	2016	6	17	7,762	9.57	9	81,136	4,188	3,574	53.96	46.04
10	21	2016	6	17	7,744	9.54	10	81,136	4,032	3,712	52.07	47.93
11	23	2016	4	16	7,744	9.54	11	81,136	4,305	3,439	55.59	44.41
7	1	2016	6	16	7,692	9.48	12	81,136	4,125	3,567	53.63	46.37
4	1	2016	6	17	7,683	9.47	13	81,136	3,942	3,741	51.31	48.69
6	17	2016	6	17	7,683	9.47	14	81,136	4,078	3,605	53.08	46.92
6	24	2016	6	17	7,680	9.47	15	81,136	4,157	3,523	54.13	45.87
5	20	2016	6	17	7,672	9.46	16	81,136	3,980	3,692	51.88	48.12

MO	DY	YR	DAY OF WK	HR	HR VOL	PERCENT OF AADT	HOUR NUMBER	AADT	EAST VOLUME	WEST VOLUME	PERCENT IS OF TOTAL VOLUME	PERCENT WEST IS OF TOTAL VOLUME
7	8	2016	6	17	7,647	9.42	17	81,136	3,940	3,707	51.52	48.48
8	4	2016	5	17	7,630	9.40	18	81,136	4,075	3,555	53.41	46.59
5	5	2016	5	17	7,610	9.38	19	81,136	4,085	3,525	53.68	46.32
9	22	2016	5	17	7,609	9.38	20	81,136	4,032	3,577	52.99	47.01
8	25	2016	5	17	7,601	9.37	21	81,136	4,240	3,361	55.78	44.22
5	13	2016	6	17	7,595	9.36	22	81,136	3,917	3,678	51.57	48.43
9	16	2016	6	16	7,593	9.36	23	81,136	4,114	3,479	54.18	45.82
11	10	2016	5	17	7,593	9.36	24	81,136	4,114	3,479	54.18	45.82
7	22	2016	6	16	7,591	9.36	25	81,136	4,325	3,266	56.98	43.02
7	14	2016	5	17	7,581	9.34	26	81,136	4,182	3,399	55.16	44.84
6	3	2016	6	16	7,577	9.34	27	81,136	4,128	3,449	54.48	45.52
11	4	2016	6	17	7,571	9.33	28	81,136	4,073	3,498	53.80	46.20
3	11	2016	6	17	7,569	9.33	29	81,136	4,053	3,516	53.55	46.45
6	10	2016	6	16	7,561	9.32	30	81,136	3,996	3,565	52.85	47.15
4	1	2016	6	16	7,551	9.31	31	81,136	3,965	3,586	52.51	47.49
7	29	2016	6	17	7,548	9.30	32	81,136	4,027	3,521	53.35	46.65
4	22	2016	6	17	7,542	9.30	33	81,136	3,985	3,557	52.84	47.16
6	23	2016	5	17	7,540	9.29	34	81,136	4,098	3,442	54.35	45.65
5	6	2016	6	16	7,535	9.29	35	81,136	4,113	3,422	54.59	45.41
7	20	2016	4	17	7,534	9.29	36	81,136	4,087	3,447	54.25	45.75
7	6	2016	4	17	7,514	9.26	37	81,136	4,029	3,485	53.62	46.38
6	17	2016	6	16	7,513	9.26	38	81,136	4,070	3,443	54.17	45.83
6	9	2016	5	17	7,508	9.25	39	81,136	4,147	3,361	55.23	44.77
5	25	2016	4	17	7,507	9.25	40	81,136	4,053	3,454	53.99	46.01
4	29	2016	6	17	7,506	9.25	41	81,136	3,931	3,575	52.37	47.63
6	2	2016	5	17	7,501	9.24	42	81,136	4,062	3,439	54.15	45.85
8	19	2016	6	17	7,499	9.24	43	81,136	3,781	3,718	50.42	49.58
3	18	2016	6	17	7,498	9.24	44	81,136	3,777	3,721	50.37	49.63
6	24	2016	6	16	7,496	9.24	45	81,136	4,192	3,304	55.92	44.08
11	18	2016	6	17	7,490	9.23	46	81,136	4,020	3,470	53.67	46.33
4	21	2016	5	17	7,474	9.21	47	81,136	4,045	3,429	54.12	45.88
5	19	2016	5	17	7,467	9.20	48	81,136	4,056	3,411	54.32	45.68
4	7	2016	5	17	7,464	9.20	49	81,136	4,140	3,324	55.47	44.53
5	26	2016	5	16	7,462	9.20	50	81,136	4,074	3,388	54.60	45.40
8	26	2016	6	17	7,442	9.17	51	81,136	3,885	3,557	52.20	47.80
7	1	2016	6	15	7,437	9.17	52	81,136	3,964	3,473	53.30	46.70
10	28	2016	6	17	7,436	9.16	53	81,136	3,940	3,496	52.99	47.01
5	27	2016	6	17	7,429	9.16	54	81,136	3,711	3,718	49.95	50.05
5	12	2016	5	17	7,428	9.15	55	81,136	4,066	3,362	54.74	45.26
9	2	2016	6	17	7,425	9.15	56	81,136	3,543	3,882	47.72	52.28
5	20	2016	6	16	7,423	9.15	57	81,136	3,999	3,424	53.87	46.13
7	7	2016	5	17	7,422	9.15	58	81,136	4,023	3,399	54.20	45.80
6	16	2016	5	17	7,416	9.14	59	81,136	4,046	3,370	54.56	45.44
7	1	2016	6	17	7,415	9.14	60	81,136	3,956	3,459	53.35	46.65
9	1	2016	5	17	7,413	9.14	61	81,136	3,908	3,505	52.72	47.28
11	22	2016	3	17	7,411	9.13	62	81,136	3,892	3,519	52.52	47.48
6	15	2016	4	17	7,406	9.13	63	81,136	4,033	3,373	54.46	45.54
6	7	2016	3	17	7,401	9.12	64	81,136	4,108	3,293	55.51	44.49
4	15	2016	6	17	7,398	9.12	65	81,136	3,956	3,442	53.47	46.53
9	29	2016	5	17	7,395	9.11	66	81,136	3,935	3,460	53.21	46.79
9	20	2016	3	17	7,385	9.10	67	81,136	4,067	3,318	55.07	44.93

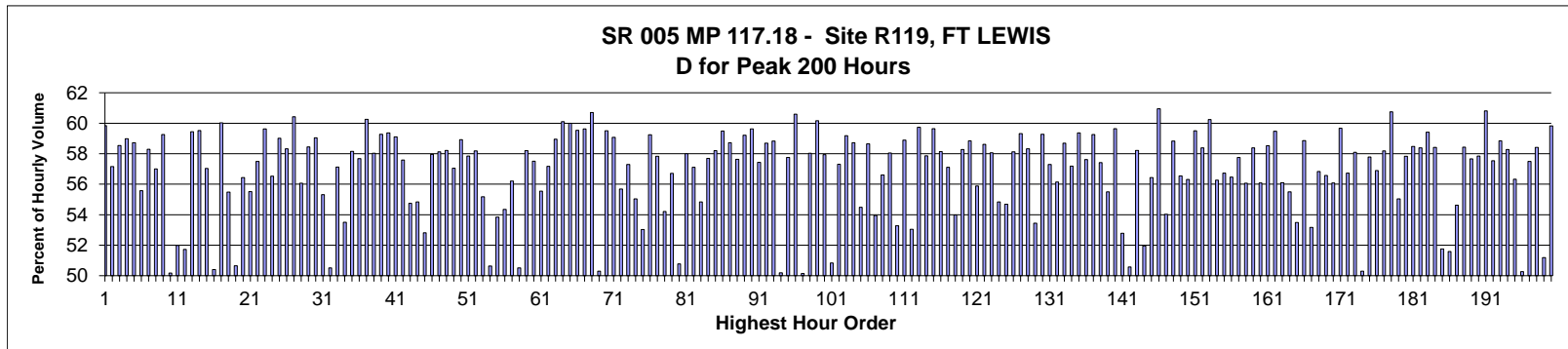
MO	DY	YR	DAY OF WK	HR	HR VOL	PERCENT OF AADT	HOUR NUMBER	AADT	EAST VOLUME	WEST VOLUME	PERCENT EAST IS OF TOTAL VOLUME	PERCENT WEST IS OF TOTAL VOLUME
9	23	2016	6	16	7,384	9.10	68	81,136	4,079	3,305	55.24	44.76
6	28	2016	3	17	7,381	9.10	69	81,136	4,021	3,360	54.48	45.52
6	21	2016	3	17	7,370	9.08	70	81,136	4,113	3,257	55.81	44.19
3	4	2016	6	16	7,368	9.08	71	81,136	3,912	3,456	53.09	46.91
9	2	2016	6	16	7,356	9.07	72	81,136	3,643	3,713	49.52	50.48
6	27	2016	2	17	7,355	9.07	73	81,136	4,082	3,273	55.50	44.50
7	29	2016	6	16	7,353	9.06	74	81,136	3,854	3,499	52.41	47.59
6	22	2016	4	17	7,351	9.06	75	81,136	4,057	3,294	55.19	44.81
11	23	2016	4	15	7,350	9.06	76	81,136	4,012	3,338	54.59	45.41
8	24	2016	4	17	7,349	9.06	77	81,136	4,003	3,346	54.47	45.53
10	7	2016	6	16	7,345	9.05	78	81,136	4,118	3,227	56.07	43.93
6	1	2016	4	17	7,340	9.05	79	81,136	3,989	3,351	54.35	45.65
10	6	2016	5	17	7,332	9.04	80	81,136	3,962	3,370	54.04	45.96
9	9	2016	6	17	7,328	9.03	81	81,136	3,825	3,503	52.20	47.80
9	30	2016	5	16	7,322	9.02	82	81,136	4,074	3,248	55.64	44.36
9	30	2016	6	16	7,321	9.02	83	81,136	4,002	3,319	54.66	45.34
7	8	2016	6	16	7,319	9.02	84	81,136	3,818	3,501	52.17	47.83
7	21	2016	5	17	7,318	9.02	85	81,136	4,019	3,299	54.92	45.08
8	5	2016	6	17	7,318	9.02	86	81,136	3,891	3,427	53.17	46.83
5	18	2016	4	17	7,317	9.02	87	81,136	3,992	3,325	54.56	45.44
5	27	2016	6	16	7,315	9.02	88	81,136	3,882	3,433	53.07	46.93
7	22	2016	6	15	7,313	9.01	89	81,136	3,732	3,581	51.03	48.97
9	21	2016	4	17	7,311	9.01	90	81,136	4,009	3,302	54.84	45.16
2	12	2016	6	17	7,306	9.00	91	81,136	3,784	3,522	51.79	48.21
7	27	2016	4	17	7,304	9.00	92	81,136	3,975	3,329	54.42	45.58
9	16	2016	6	18	7,300	9.00	93	81,136	3,855	3,445	52.81	47.19
9	19	2016	2	17	7,296	8.99	94	81,136	3,850	3,446	52.77	47.23
7	19	2016	3	17	7,295	8.99	95	81,136	3,981	3,314	54.57	45.43
4	15	2016	6	16	7,293	8.99	96	81,136	4,091	3,202	56.09	43.91
7	5	2016	3	17	7,293	8.99	97	81,136	3,755	3,538	51.49	48.51
7	12	2016	3	17	7,291	8.99	98	81,136	3,870	3,421	53.08	46.92
9	26	2016	2	17	7,287	8.98	99	81,136	4,058	3,229	55.69	44.31
6	8	2016	4	17	7,283	8.98	100	81,136	4,050	3,233	55.61	44.39
8	1	2016	2	17	7,283	8.98	101	81,136	3,957	3,326	54.33	45.67
5	4	2016	4	17	7,282	8.98	102	81,136	3,823	3,459	52.50	47.50
8	2	2016	3	17	7,281	8.97	103	81,136	3,904	3,377	53.62	46.38
3	18	2016	6	16	7,278	8.97	104	81,136	3,946	3,332	54.22	45.78
10	14	2016	6	17	7,278	8.97	105	81,136	3,882	3,396	53.34	46.66
11	4	2016	6	16	7,278	8.97	106	81,136	4,005	3,273	55.03	44.97
9	14	2016	4	17	7,272	8.96	107	81,136	3,909	3,363	53.75	46.25
3	4	2016	6	17	7,271	8.96	108	81,136	3,782	3,489	52.01	47.99
7	22	2016	6	17	7,268	8.96	109	81,136	3,755	3,513	51.66	48.34
10	19	2016	4	17	7,264	8.95	110	81,136	3,986	3,278	54.87	45.13
7	15	2016	6	17	7,256	8.94	111	81,136	3,745	3,511	51.61	48.39
6	29	2016	4	17	7,249	8.93	112	81,136	3,948	3,301	54.46	45.54
8	10	2016	4	17	7,247	8.93	113	81,136	3,860	3,387	53.26	46.74
6	10	2016	6	15	7,241	8.92	114	81,136	3,867	3,374	53.40	46.60
8	22	2016	2	17	7,233	8.91	115	81,136	3,803	3,430	52.58	47.42
11	3	2016	5	17	7,231	8.91	116	81,136	4,009	3,222	55.44	44.56
7	29	2016	6	15	7,229	8.91	117	81,136	3,822	3,407	52.87	47.13
4	22	2016	6	16	7,228	8.91	118	81,136	3,895	3,333	53.89	46.11

MO	DY	YR	DAY OF WK	HR	HR VOL	PERCENT OF AADT	HOUR NUMBER	AADT	EAST VOLUME	WEST VOLUME	PERCENT EAST IS OF TOTAL VOLUME	PERCENT WEST IS OF TOTAL VOLUME
8	17	2016	4	17	7,226	8.91	119	81,136	3,822	3,404	52.89	47.11
5	24	2016	3	17	7,220	8.90	120	81,136	3,945	3,275	54.64	45.36
5	26	2016	5	18	7,220	8.90	121	81,136	3,589	3,631	49.71	50.29
6	14	2016	3	17	7,220	8.90	122	81,136	3,963	3,257	54.89	45.11
7	26	2016	3	17	7,216	8.89	123	81,136	3,955	3,261	54.81	45.19
7	13	2016	4	17	7,215	8.89	124	81,136	4,086	3,129	56.63	43.37
6	6	2016	2	17	7,214	8.89	125	81,136	3,940	3,274	54.62	45.38
11	10	2016	5	16	7,201	8.88	126	81,136	4,041	3,160	56.12	43.88
3	17	2016	5	17	7,197	8.87	127	81,136	3,955	3,242	54.95	45.05
10	21	2016	6	18	7,194	8.87	128	81,136	3,700	3,494	51.43	48.57
9	9	2016	6	16	7,193	8.87	129	81,136	3,879	3,314	53.93	46.07
5	13	2016	6	16	7,191	8.86	130	81,136	3,871	3,320	53.83	46.17
7	8	2016	6	15	7,190	8.86	131	81,136	3,810	3,380	52.99	47.01
7	11	2016	2	17	7,182	8.85	132	81,136	3,935	3,247	54.79	45.21
7	15	2016	6	16	7,174	8.84	133	81,136	3,739	3,435	52.12	47.88
8	26	2016	6	16	7,168	8.83	134	81,136	3,852	3,316	53.74	46.26
4	14	2016	5	17	7,162	8.83	135	81,136	3,855	3,307	53.83	46.17
4	29	2016	6	16	7,161	8.83	136	81,136	3,838	3,323	53.60	46.40
2	12	2016	6	16	7,154	8.82	137	81,136	3,915	3,239	54.72	45.28
7	22	2016	6	18	7,154	8.82	138	81,136	3,679	3,475	51.43	48.57
10	13	2016	5	17	7,150	8.81	139	81,136	3,930	3,220	54.97	45.03
8	3	2016	4	17	7,139	8.80	140	81,136	3,835	3,304	53.72	46.28
9	12	2016	2	17	7,138	8.80	141	81,136	3,803	3,335	53.28	46.72
10	14	2016	6	16	7,138	8.80	142	81,136	4,042	3,096	56.63	43.37
5	3	2016	3	17	7,136	8.80	143	81,136	3,842	3,294	53.84	46.16
9	8	2016	5	17	7,136	8.80	144	81,136	3,842	3,294	53.84	46.16
10	20	2016	5	17	7,133	8.79	145	81,136	3,926	3,207	55.04	44.96
11	23	2016	4	17	7,133	8.79	146	81,136	3,855	3,278	54.04	45.96
9	22	2016	5	18	7,132	8.79	147	81,136	3,619	3,513	50.74	49.26
9	13	2016	3	17	7,129	8.79	148	81,136	3,894	3,235	54.62	45.38
2	26	2016	6	17	7,128	8.79	149	81,136	3,776	3,352	52.97	47.03
3	31	2016	5	17	7,128	8.79	150	81,136	3,898	3,230	54.69	45.31
6	13	2016	2	17	7,127	8.78	151	81,136	3,940	3,187	55.28	44.72
11	22	2016	3	16	7,123	8.78	152	81,136	3,939	3,184	55.30	44.70
6	20	2016	2	17	7,122	8.78	153	81,136	3,909	3,213	54.89	45.11
8	19	2016	6	16	7,118	8.77	154	81,136	3,720	3,398	52.26	47.74
9	29	2016	5	18	7,118	8.77	155	81,136	3,574	3,544	50.21	49.79
11	8	2016	3	17	7,115	8.77	156	81,136	3,954	3,161	55.57	44.43
11	18	2016	6	16	7,115	8.77	157	81,136	3,810	3,305	53.55	46.45
7	5	2016	3	16	7,114	8.77	158	81,136	3,641	3,473	51.18	48.82
4	28	2016	5	17	7,111	8.76	159	81,136	3,858	3,253	54.25	45.75
3	11	2016	6	16	7,110	8.76	160	81,136	4,018	3,092	56.51	43.49
7	25	2016	2	17	7,106	8.76	161	81,136	3,888	3,218	54.71	45.29
5	31	2016	3	17	7,101	8.75	162	81,136	3,791	3,310	53.39	46.61
9	29	2016	5	16	7,097	8.75	163	81,136	3,824	3,273	53.88	46.12
8	18	2016	5	17	7,096	8.75	164	81,136	3,894	3,202	54.88	45.12
7	18	2016	2	17	7,095	8.74	165	81,136	3,925	3,170	55.32	44.68
10	11	2016	3	17	7,095	8.74	166	81,136	3,828	3,267	53.95	46.05
8	25	2016	5	16	7,091	8.74	167	81,136	3,891	3,200	54.87	45.13
8	16	2016	3	17	7,078	8.72	168	81,136	3,874	3,204	54.73	45.27
5	10	2016	3	17	7,074	8.72	169	81,136	3,789	3,285	53.56	46.44

MO	DY	YR	DAY OF WK	HR	HR VOL	PERCENT OF AADT	HOUR NUMBER	AADT	EAST VOLUME	WEST VOLUME	PERCENT EAST IS OF TOTAL VOLUME	PERCENT WEST IS OF TOTAL VOLUME
11	9	2016	4	17	7,072	8.72	170	81,136	3,838	3,234	54.27	45.73
11	17	2016	5	17	7,070	8.71	171	81,136	3,806	3,264	53.83	46.17
5	6	2016	6	15	7,063	8.71	172	81,136	3,834	3,229	54.28	45.72
9	22	2016	5	16	7,063	8.71	173	81,136	3,939	3,124	55.77	44.23
4	8	2016	6	16	7,061	8.70	174	81,136	3,833	3,228	54.28	45.72
6	16	2016	5	16	7,061	8.70	175	81,136	3,853	3,208	54.57	45.43
10	21	2016	6	16	7,060	8.70	176	81,136	3,805	3,255	53.90	46.10
3	3	2016	5	17	7,059	8.70	177	81,136	3,846	3,213	54.48	45.52
12	2	2016	6	17	7,058	8.70	178	81,136	3,753	3,305	53.17	46.83
9	28	2016	4	17	7,057	8.70	179	81,136	3,806	3,251	53.93	46.07
4	5	2016	3	17	7,053	8.69	180	81,136	3,809	3,244	54.01	45.99
10	3	2016	2	17	7,047	8.69	181	81,136	3,838	3,209	54.46	45.54
2	19	2016	6	17	7,043	8.68	182	81,136	3,799	3,244	53.94	46.06
7	6	2016	4	16	7,041	8.68	183	81,136	3,723	3,318	52.88	47.12
6	17	2016	6	15	7,040	8.68	184	81,136	3,664	3,376	52.05	47.95
8	5	2016	6	15	7,040	8.68	185	81,136	3,600	3,440	51.14	48.86
10	25	2016	3	17	7,038	8.67	186	81,136	3,812	3,226	54.16	45.84
9	7	2016	4	17	7,037	8.67	187	81,136	3,822	3,215	54.31	45.69
9	23	2016	6	18	7,032	8.67	188	81,136	3,538	3,494	50.31	49.69
5	17	2016	3	17	7,031	8.67	189	81,136	3,826	3,205	54.42	45.58
4	27	2016	4	17	7,025	8.66	190	81,136	3,804	3,221	54.15	45.85
11	23	2016	4	14	7,024	8.66	191	81,136	3,584	3,440	51.03	48.97
6	24	2016	6	15	7,020	8.65	192	81,136	3,862	3,158	55.01	44.99
3	24	2016	5	17	7,016	8.65	193	81,136	3,745	3,271	53.38	46.62
3	25	2016	6	17	7,010	8.64	194	81,136	3,554	3,456	50.70	49.30
4	13	2016	4	17	7,002	8.63	195	81,136	3,766	3,236	53.78	46.22
9	2	2016	6	15	7,002	8.63	196	81,136	3,522	3,480	50.30	49.70
9	6	2016	3	17	7,001	8.63	197	81,136	3,786	3,215	54.08	45.92
7	5	2016	3	15	7,000	8.63	198	81,136	3,523	3,477	50.33	49.67
7	21	2016	5	16	6,998	8.63	199	81,136	3,760	3,238	53.73	46.27
7	1	2016	6	14	6,997	8.62	200	81,136	3,700	3,297	52.88	47.12



AADT= 131,031      K 30 FACTOR= 7.66      K 100 FACTOR= 7.51      K 200 FACTOR= 7.41      D 30 FACTOR= 59.04



MO	DY	YR	DAY OF WK	HR	HR VOL	PERCENT OF AADT	HOUR NUMBER	AADT	NORTH VOLUME	SOUTH VOLUME	PERCENT NORTH IS OF TOTAL VOLUME	PERCENT SOUTH IS OF TOTAL VOLUME
4	15	2016	6	17	10,438	7.97	1	131,031	4,192	6,246	40.16	59.84
10	21	2016	6	16	10,369	7.91	2	131,031	4,443	5,926	42.85	57.15
4	28	2016	5	17	10,316	7.87	3	131,031	4,277	6,039	41.46	58.54
4	14	2016	5	17	10,304	7.86	4	131,031	4,227	6,077	41.02	58.98
4	27	2016	4	17	10,270	7.84	5	131,031	4,239	6,031	41.28	58.72
6	24	2016	6	18	10,236	7.81	6	131,031	4,548	5,688	44.43	55.57
6	8	2016	4	17	10,223	7.80	7	131,031	4,263	5,960	41.70	58.30
5	18	2016	4	17	10,213	7.79	8	131,031	4,391	5,822	42.99	57.01
10	20	2016	5	17	10,201	7.79	9	131,031	4,156	6,045	40.74	59.26
7	23	2016	7	12	10,162	7.76	10	131,031	5,063	5,099	49.82	50.18
10	21	2016	6	15	10,162	7.76	11	131,031	4,879	5,283	48.01	51.99
7	22	2016	6	15	10,160	7.75	12	131,031	4,904	5,256	48.27	51.73
10	25	2016	3	17	10,157	7.75	13	131,031	4,119	6,038	40.55	59.45
2	18	2016	5	17	10,149	7.75	14	131,031	4,108	6,041	40.48	59.52
4	7	2016	5	17	10,133	7.73	15	131,031	4,354	5,779	42.97	57.03
6	25	2016	7	12	10,130	7.73	16	131,031	5,024	5,106	49.60	50.40

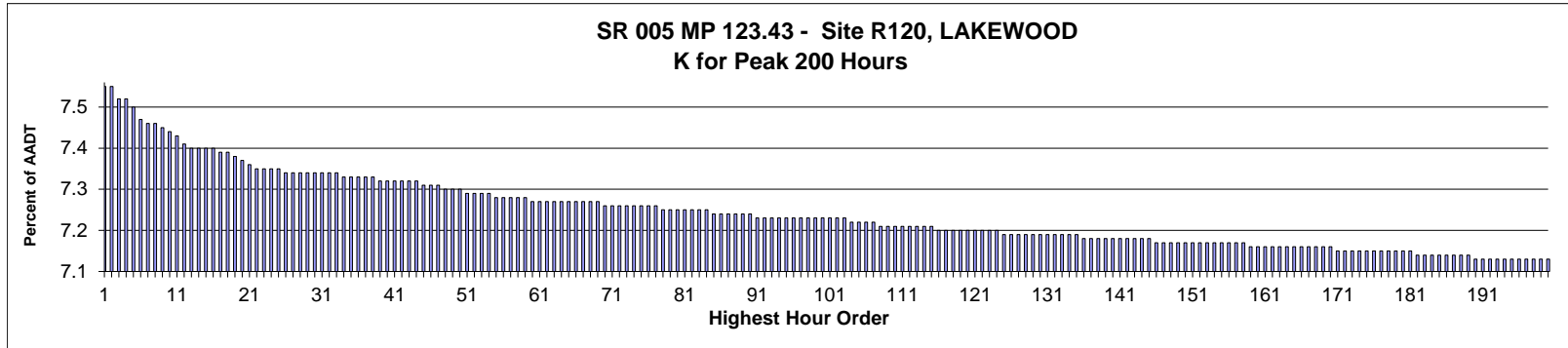
MO	DY	YR	DAY OF WK	HR	HR VOL	PERCENT OF AADT	HOUR NUMBER	AADT	NORTH VOLUME	SOUTH VOLUME	PERCENT NORTH IS OF TOTAL VOLUME	PERCENT SOUTH IS OF TOTAL VOLUME
5	4	2016	4	17	10,128	7.73	17	131,031	4,049	6,079	39.98	60.02
3	18	2016	6	16	10,124	7.73	18	131,031	4,506	5,618	44.51	55.49
8	6	2016	7	13	10,101	7.71	19	131,031	4,985	5,116	49.35	50.65
7	13	2016	4	17	10,088	7.70	20	131,031	4,395	5,693	43.57	56.43
3	25	2016	6	16	10,082	7.69	21	131,031	4,485	5,597	44.49	55.51
8	9	2016	3	17	10,081	7.69	22	131,031	4,284	5,797	42.50	57.50
6	2	2016	5	17	10,080	7.69	23	131,031	4,070	6,010	40.38	59.62
7	26	2016	3	17	10,076	7.69	24	131,031	4,380	5,696	43.47	56.53
6	7	2016	3	17	10,071	7.69	25	131,031	4,127	5,944	40.98	59.02
8	30	2016	3	17	10,069	7.68	26	131,031	4,196	5,873	41.67	58.33
4	26	2016	3	17	10,066	7.68	27	131,031	3,983	6,083	39.57	60.43
5	20	2016	6	18	10,063	7.68	28	131,031	4,422	5,641	43.94	56.06
4	21	2016	5	18	10,052	7.67	29	131,031	4,177	5,875	41.55	58.45
4	11	2016	2	17	10,043	7.66	30	131,031	4,114	5,929	40.96	59.04
7	28	2016	5	16	10,043	7.66	31	131,031	4,488	5,555	44.69	55.31
8	20	2016	7	12	10,031	7.66	32	131,031	5,067	4,964	50.51	49.49
9	30	2016	6	16	10,031	7.66	33	131,031	4,300	5,731	42.87	57.13
5	27	2016	6	16	10,019	7.65	34	131,031	4,659	5,360	46.50	53.50
10	7	2016	6	17	10,012	7.64	35	131,031	4,189	5,823	41.84	58.16
7	12	2016	3	17	10,005	7.64	36	131,031	4,234	5,771	42.32	57.68
5	3	2016	3	17	10,003	7.63	37	131,031	3,975	6,028	39.74	60.26
5	26	2016	5	17	10,001	7.63	38	131,031	4,197	5,804	41.97	58.03
12	14	2016	4	17	9,993	7.63	39	131,031	4,070	5,923	40.73	59.27
1	14	2016	5	17	9,990	7.62	40	131,031	4,059	5,931	40.63	59.37
4	5	2016	3	17	9,987	7.62	41	131,031	4,085	5,902	40.90	59.10
10	28	2016	6	16	9,987	7.62	42	131,031	4,236	5,751	42.42	57.58
5	13	2016	6	15	9,978	7.61	43	131,031	4,516	5,462	45.26	54.74
4	1	2016	6	15	9,974	7.61	44	131,031	4,504	5,470	45.16	54.84
9	16	2016	6	15	9,970	7.61	45	131,031	4,705	5,265	47.19	52.81
5	17	2016	3	18	9,968	7.61	46	131,031	4,192	5,776	42.05	57.95
7	6	2016	4	17	9,968	7.61	47	131,031	4,175	5,793	41.88	58.12
3	18	2016	6	17	9,967	7.61	48	131,031	4,165	5,802	41.79	58.21
7	21	2016	5	17	9,961	7.60	49	131,031	4,278	5,683	42.95	57.05
2	25	2016	5	17	9,956	7.60	50	131,031	4,090	5,866	41.08	58.92
8	3	2016	4	17	9,956	7.60	51	131,031	4,197	5,759	42.16	57.84
9	8	2016	5	17	9,952	7.60	52	131,031	4,162	5,790	41.82	58.18
7	27	2016	4	17	9,943	7.59	53	131,031	4,456	5,487	44.82	55.18
12	26	2016	2	13	9,942	7.59	54	131,031	5,034	4,908	50.63	49.37
9	30	2016	6	15	9,941	7.59	55	131,031	4,589	5,352	46.16	53.84
6	16	2016	5	16	9,935	7.58	56	131,031	4,535	5,400	45.65	54.35
8	25	2016	5	18	9,935	7.58	57	131,031	4,351	5,584	43.79	56.21
8	6	2016	7	12	9,934	7.58	58	131,031	4,916	5,018	49.49	50.51
10	12	2016	4	17	9,934	7.58	59	131,031	4,152	5,782	41.80	58.20
3	17	2016	5	17	9,930	7.58	60	131,031	4,219	5,711	42.49	57.51
8	1	2016	2	18	9,925	7.57	61	131,031	4,413	5,512	44.46	55.54
8	4	2016	5	17	9,924	7.57	62	131,031	4,250	5,674	42.83	57.17
3	30	2016	4	17	9,923	7.57	63	131,031	4,072	5,851	41.04	58.96
10	5	2016	4	17	9,921	7.57	64	131,031	3,958	5,963	39.90	60.10
4	13	2016	4	17	9,916	7.57	65	131,031	3,966	5,950	40.00	60.00
4	22	2016	6	17	9,912	7.56	66	131,031	4,011	5,901	40.47	59.53
5	12	2016	5	17	9,910	7.56	67	131,031	4,002	5,908	40.38	59.62

MO	DY	YR	DAY OF WK	HR	HR VOL	PERCENT OF AADT	HOUR NUMBER	AADT	NORTH VOLUME	SOUTH VOLUME	PERCENT NORTH IS OF TOTAL VOLUME	PERCENT SOUTH IS OF TOTAL VOLUME
5	16	2016	2	17	9,906	7.56	68	131,031	3,893	6,013	39.30	60.70
9	10	2016	7	12	9,903	7.56	69	131,031	4,923	4,980	49.71	50.29
2	16	2016	3	17	9,898	7.55	70	131,031	4,009	5,889	40.50	59.50
3	3	2016	5	17	9,898	7.55	71	131,031	4,050	5,848	40.92	59.08
8	3	2016	4	16	9,897	7.55	72	131,031	4,385	5,512	44.31	55.69
3	24	2016	5	17	9,896	7.55	73	131,031	4,226	5,670	42.70	57.30
5	18	2016	4	16	9,896	7.55	74	131,031	4,449	5,447	44.96	55.04
12	30	2016	6	17	9,896	7.55	75	131,031	4,648	5,248	46.97	53.03
6	22	2016	4	17	9,895	7.55	76	131,031	4,032	5,863	40.75	59.25
3	25	2016	6	17	9,893	7.55	77	131,031	4,172	5,721	42.17	57.83
6	24	2016	6	17	9,892	7.55	78	131,031	4,530	5,362	45.79	54.21
2	2	2016	3	17	9,890	7.55	79	131,031	4,281	5,609	43.29	56.71
6	18	2016	7	12	9,890	7.55	80	131,031	4,869	5,021	49.23	50.77
9	29	2016	5	17	9,889	7.55	81	131,031	4,153	5,736	42.00	58.00
10	7	2016	6	16	9,882	7.54	82	131,031	4,238	5,644	42.89	57.11
4	22	2016	6	16	9,880	7.54	83	131,031	4,462	5,418	45.16	54.84
6	28	2016	3	17	9,880	7.54	84	131,031	4,179	5,701	42.30	57.70
9	22	2016	5	17	9,878	7.54	85	131,031	4,129	5,749	41.80	58.20
4	28	2016	5	18	9,868	7.53	86	131,031	3,998	5,870	40.51	59.49
11	18	2016	6	17	9,867	7.53	87	131,031	4,073	5,794	41.28	58.72
6	9	2016	5	8	9,858	7.52	88	131,031	5,681	4,177	57.63	42.37
9	7	2016	4	17	9,858	7.52	89	131,031	4,021	5,837	40.79	59.21
2	23	2016	3	17	9,856	7.52	90	131,031	3,979	5,877	40.37	59.63
8	17	2016	4	17	9,854	7.52	91	131,031	4,195	5,659	42.57	57.43
9	21	2016	4	17	9,850	7.52	92	131,031	4,069	5,781	41.31	58.69
10	27	2016	5	17	9,850	7.52	93	131,031	4,055	5,795	41.17	58.83
9	17	2016	7	13	9,848	7.52	94	131,031	4,905	4,943	49.81	50.19
5	26	2016	5	16	9,846	7.51	95	131,031	4,160	5,686	42.25	57.75
5	19	2016	5	17	9,844	7.51	96	131,031	3,879	5,965	39.40	60.60
6	25	2016	7	13	9,844	7.51	97	131,031	4,936	4,908	50.14	49.86
8	9	2016	3	18	9,843	7.51	98	131,031	4,131	5,712	41.97	58.03
3	21	2016	2	17	9,842	7.51	99	131,031	3,921	5,921	39.84	60.16
4	15	2016	6	18	9,842	7.51	100	131,031	4,140	5,702	42.06	57.94
6	19	2016	1	13	9,842	7.51	101	131,031	5,003	4,839	50.83	49.17
6	27	2016	2	17	9,841	7.51	102	131,031	4,201	5,640	42.69	57.31
7	26	2016	3	18	9,838	7.51	103	131,031	4,015	5,823	40.81	59.19
10	12	2016	4	18	9,838	7.51	104	131,031	4,061	5,777	41.28	58.72
10	28	2016	6	15	9,838	7.51	105	131,031	4,478	5,360	45.52	54.48
6	13	2016	2	17	9,836	7.51	106	131,031	4,068	5,768	41.36	58.64
8	30	2016	3	16	9,835	7.51	107	131,031	4,529	5,306	46.05	53.95
7	7	2016	5	17	9,832	7.50	108	131,031	4,267	5,565	43.40	56.60
7	14	2016	5	17	9,831	7.50	109	131,031	4,125	5,706	41.96	58.04
7	8	2016	6	15	9,830	7.50	110	131,031	4,593	5,237	46.72	53.28
9	6	2016	3	17	9,828	7.50	111	131,031	4,040	5,788	41.11	58.89
12	26	2016	2	12	9,827	7.50	112	131,031	4,615	5,212	46.96	53.04
9	28	2016	4	17	9,825	7.50	113	131,031	3,956	5,869	40.26	59.74
5	13	2016	6	16	9,823	7.50	114	131,031	4,139	5,684	42.14	57.86
4	6	2016	4	17	9,822	7.50	115	131,031	3,963	5,859	40.35	59.65
8	2	2016	3	17	9,822	7.50	116	131,031	4,111	5,711	41.86	58.14
8	23	2016	3	17	9,821	7.50	117	131,031	4,212	5,609	42.89	57.11
3	25	2016	6	15	9,820	7.49	118	131,031	4,519	5,301	46.02	53.98

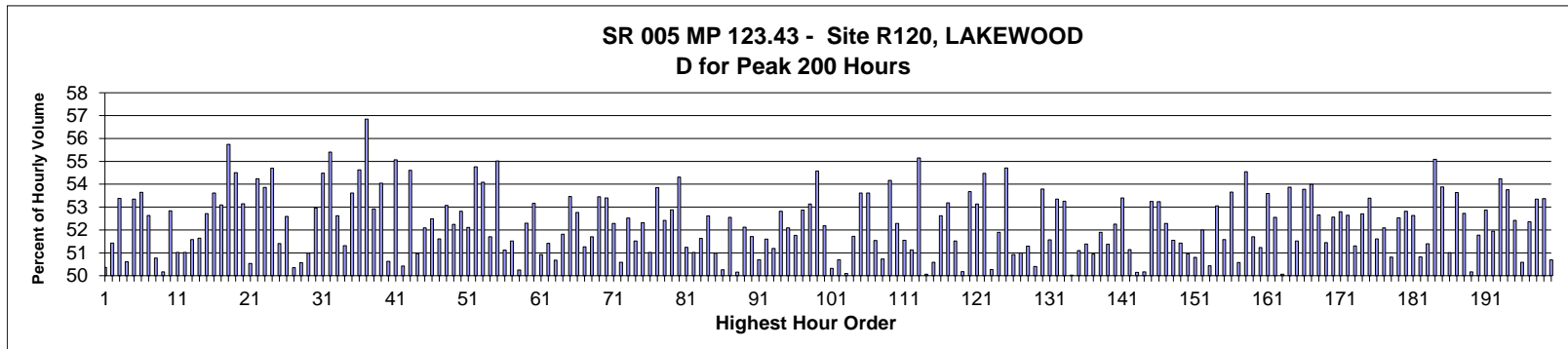


MO	DY	YR	DAY OF WK	HR	HR VOL	PERCENT OF AADT	HOUR NUMBER	AADT	NORTH VOLUME	SOUTH VOLUME	PERCENT NORTH IS OF TOTAL VOLUME	PERCENT SOUTH IS OF TOTAL VOLUME
5	24	2016	3	17	9,818	7.49	119	131,031	4,097	5,721	41.73	58.27
9	15	2016	5	17	9,817	7.49	120	131,031	4,040	5,777	41.15	58.85
9	16	2016	6	16	9,815	7.49	121	131,031	4,330	5,485	44.12	55.88
7	11	2016	2	17	9,812	7.49	122	131,031	4,061	5,751	41.39	58.61
5	26	2016	5	18	9,811	7.49	123	131,031	4,115	5,696	41.94	58.06
12	28	2016	4	17	9,810	7.49	124	131,031	4,430	5,380	45.16	54.84
8	4	2016	5	8	9,808	7.49	125	131,031	5,364	4,444	54.69	45.31
2	17	2016	4	17	9,807	7.48	126	131,031	4,106	5,701	41.87	58.13
5	23	2016	2	17	9,807	7.48	127	131,031	3,989	5,818	40.68	59.32
8	3	2016	4	18	9,806	7.48	128	131,031	4,086	5,720	41.67	58.33
8	18	2016	5	16	9,805	7.48	129	131,031	4,564	5,241	46.55	53.45
2	24	2016	4	17	9,804	7.48	130	131,031	3,993	5,811	40.73	59.27
6	22	2016	4	18	9,804	7.48	131	131,031	4,187	5,617	42.71	57.29
4	1	2016	6	16	9,802	7.48	132	131,031	4,299	5,503	43.86	56.14
4	19	2016	3	17	9,802	7.48	133	131,031	4,049	5,753	41.31	58.69
1	22	2016	6	17	9,801	7.48	134	131,031	4,196	5,605	42.81	57.19
4	15	2016	6	16	9,801	7.48	135	131,031	3,983	5,818	40.64	59.36
5	25	2016	4	17	9,801	7.48	136	131,031	4,155	5,646	42.39	57.61
3	16	2016	4	17	9,800	7.48	137	131,031	3,993	5,807	40.74	59.26
6	20	2016	2	17	9,798	7.48	138	131,031	4,172	5,626	42.58	57.42
10	28	2016	6	18	9,797	7.48	139	131,031	4,360	5,437	44.50	55.50
9	9	2016	6	17	9,791	7.47	140	131,031	3,952	5,839	40.36	59.64
5	20	2016	6	15	9,790	7.47	141	131,031	4,623	5,167	47.22	52.78
9	17	2016	7	14	9,789	7.47	142	131,031	4,839	4,950	49.43	50.57
7	5	2016	3	17	9,788	7.47	143	131,031	4,090	5,698	41.79	58.21
8	6	2016	7	14	9,788	7.47	144	131,031	4,702	5,086	48.04	51.96
5	6	2016	6	16	9,787	7.47	145	131,031	4,263	5,524	43.56	56.44
3	15	2016	3	17	9,786	7.47	146	131,031	3,821	5,965	39.05	60.95
12	27	2016	3	13	9,786	7.47	147	131,031	4,500	5,286	45.98	54.02
6	8	2016	4	18	9,783	7.47	148	131,031	4,028	5,755	41.17	58.83
7	7	2016	5	16	9,781	7.46	149	131,031	4,251	5,530	43.46	56.54
9	8	2016	5	16	9,779	7.46	150	131,031	4,271	5,508	43.68	56.32
9	13	2016	3	17	9,779	7.46	151	131,031	3,960	5,819	40.49	59.51
4	8	2016	6	16	9,777	7.46	152	131,031	4,068	5,709	41.61	58.39
10	3	2016	2	17	9,777	7.46	153	131,031	3,887	5,890	39.76	60.24
9	15	2016	5	16	9,773	7.46	154	131,031	4,275	5,498	43.74	56.26
6	10	2016	6	18	9,772	7.46	155	131,031	4,229	5,543	43.28	56.72
6	9	2016	5	16	9,770	7.46	156	131,031	4,253	5,517	43.53	56.47
4	7	2016	5	18	9,766	7.45	157	131,031	4,126	5,640	42.25	57.75
8	23	2016	3	16	9,766	7.45	158	131,031	4,290	5,476	43.93	56.07
6	28	2016	3	18	9,764	7.45	159	131,031	4,064	5,700	41.62	58.38
7	13	2016	4	16	9,761	7.45	160	131,031	4,286	5,475	43.91	56.09
8	17	2016	4	18	9,761	7.45	161	131,031	4,048	5,713	41.47	58.53
9	29	2016	5	18	9,760	7.45	162	131,031	3,956	5,804	40.53	59.47
3	11	2016	6	16	9,757	7.45	163	131,031	4,283	5,474	43.90	56.10
9	16	2016	6	18	9,756	7.45	164	131,031	4,341	5,415	44.50	55.50
7	1	2016	6	14	9,753	7.44	165	131,031	4,536	5,217	46.51	53.49
12	13	2016	3	17	9,753	7.44	166	131,031	4,012	5,741	41.14	58.86
4	1	2016	6	14	9,751	7.44	167	131,031	4,567	5,184	46.84	53.16
6	30	2016	5	18	9,749	7.44	168	131,031	4,208	5,541	43.16	56.84
7	1	2016	6	17	9,749	7.44	169	131,031	4,233	5,516	43.42	56.58

MO	DY	YR	DAY OF WK	HR	HR VOL	PERCENT OF AADT	HOUR NUMBER	AADT	NORTH VOLUME	SOUTH VOLUME	PERCENT NORTH IS OF TOTAL VOLUME	PERCENT SOUTH IS OF TOTAL VOLUME
3	24	2016	5	16	9,746	7.44	170	131,031	4,279	5,467	43.91	56.09
2	4	2016	5	17	9,745	7.44	171	131,031	3,930	5,815	40.33	59.67
7	18	2016	2	17	9,744	7.44	172	131,031	4,217	5,527	43.28	56.72
7	6	2016	4	18	9,742	7.43	173	131,031	4,083	5,659	41.91	58.09
8	13	2016	7	12	9,742	7.43	174	131,031	4,842	4,900	49.70	50.30
7	25	2016	2	17	9,741	7.43	175	131,031	4,112	5,629	42.21	57.79
9	9	2016	6	16	9,741	7.43	176	131,031	4,198	5,543	43.10	56.90
9	30	2016	6	17	9,741	7.43	177	131,031	4,073	5,668	41.81	58.19
4	21	2016	5	17	9,739	7.43	178	131,031	3,823	5,916	39.25	60.75
6	3	2016	6	15	9,739	7.43	179	131,031	4,379	5,360	44.96	55.04
4	28	2016	5	16	9,735	7.43	180	131,031	4,105	5,630	42.17	57.83
7	20	2016	4	18	9,733	7.43	181	131,031	4,041	5,692	41.52	58.48
8	8	2016	2	17	9,733	7.43	182	131,031	4,051	5,682	41.62	58.38
5	25	2016	4	18	9,731	7.43	183	131,031	3,949	5,782	40.58	59.42
8	22	2016	2	18	9,731	7.43	184	131,031	4,046	5,685	41.58	58.42
4	8	2016	6	14	9,727	7.42	185	131,031	4,692	5,035	48.24	51.76
8	13	2016	7	11	9,727	7.42	186	131,031	4,709	5,018	48.41	51.59
6	30	2016	5	16	9,726	7.42	187	131,031	4,413	5,313	45.37	54.63
7	20	2016	4	17	9,726	7.42	188	131,031	4,043	5,683	41.57	58.43
11	3	2016	5	17	9,723	7.42	189	131,031	4,116	5,607	42.33	57.67
8	16	2016	3	17	9,720	7.42	190	131,031	4,098	5,622	42.16	57.84
5	9	2016	2	17	9,719	7.42	191	131,031	3,809	5,910	39.19	60.81
8	11	2016	5	18	9,719	7.42	192	131,031	4,127	5,592	42.46	57.54
4	8	2016	6	17	9,718	7.42	193	131,031	4,000	5,718	41.16	58.84
8	10	2016	4	18	9,717	7.42	194	131,031	4,055	5,662	41.73	58.27
6	3	2016	6	16	9,715	7.41	195	131,031	4,243	5,472	43.67	56.33
8	13	2016	7	13	9,713	7.41	196	131,031	4,830	4,883	49.73	50.27
8	15	2016	2	17	9,711	7.41	197	131,031	4,127	5,584	42.50	57.50
3	16	2016	4	18	9,709	7.41	198	131,031	4,037	5,672	41.58	58.42
6	18	2016	7	15	9,709	7.41	199	131,031	4,740	4,969	48.82	51.18
3	22	2016	3	18	9,708	7.41	200	131,031	3,900	5,808	40.17	59.83



AADT= 139,430      K 30 FACTOR= 7.38      K 100 FACTOR= 7.27      K 200 FACTOR= 7.17      D 30 FACTOR= 52.96



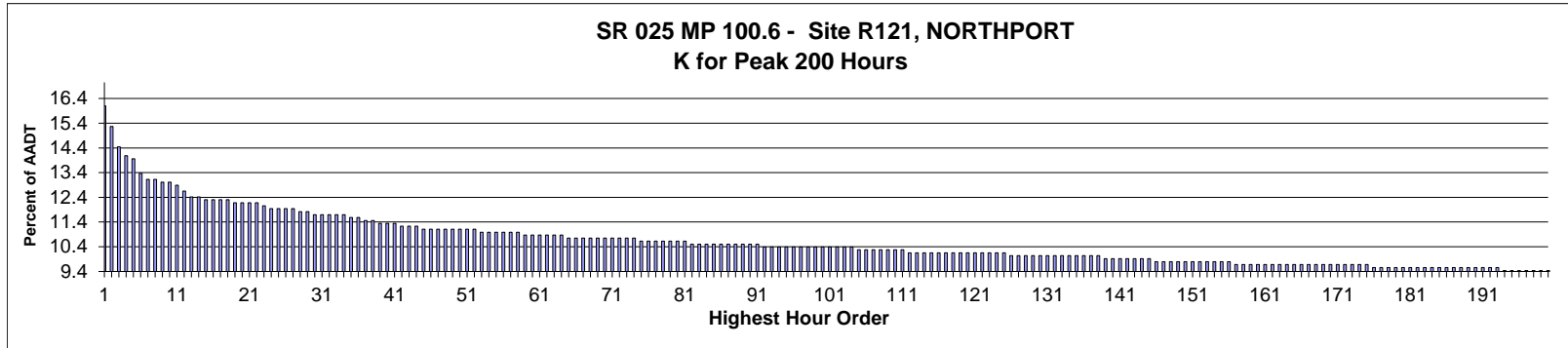
MO	DY	YR	DAY OF WK	HR	HR VOL	PERCENT OF AADT	HOUR NUMBER	AADT	NORTH VOLUME	SOUTH VOLUME	PERCENT NORTH IS OF TOTAL VOLUME	PERCENT SOUTH IS OF TOTAL VOLUME
6	18	2016	7	12	10,588	7.59	1	139,430	5,332	5,256	50.36	49.64
3	25	2016	6	15	10,585	7.59	2	139,430	5,444	5,141	51.43	48.57
5	4	2016	4	17	10,541	7.56	3	139,430	5,627	4,914	53.38	46.62
3	18	2016	6	15	10,536	7.56	4	139,430	5,332	5,204	50.61	49.39
4	28	2016	5	17	10,513	7.54	5	139,430	5,609	4,904	53.35	46.65
4	13	2016	4	17	10,477	7.51	6	139,430	5,621	4,856	53.65	46.35
6	9	2016	5	8	10,463	7.50	7	139,430	4,956	5,507	47.37	52.63
6	25	2016	7	12	10,454	7.50	8	139,430	5,307	5,147	50.77	49.23
9	28	2016	4	8	10,439	7.49	9	139,430	5,202	5,237	49.83	50.17
4	14	2016	5	17	10,423	7.48	10	139,430	5,508	4,915	52.84	47.16
4	1	2016	6	15	10,412	7.47	11	139,430	5,312	5,100	51.02	48.98
10	22	2016	7	13	10,384	7.45	12	139,430	5,298	5,086	51.02	48.98
9	17	2016	7	12	10,375	7.44	13	139,430	5,351	5,024	51.58	48.42
4	1	2016	6	14	10,373	7.44	14	139,430	5,357	5,016	51.64	48.36
7	11	2016	2	17	10,371	7.44	15	139,430	5,467	4,904	52.71	47.29
3	30	2016	4	17	10,369	7.44	16	139,430	5,559	4,810	53.61	46.39

MO	DY	YR	DAY OF WK	HR	HR VOL	PERCENT OF AADT	HOUR NUMBER	AADT	NORTH VOLUME	SOUTH VOLUME	PERCENT NORTH IS OF TOTAL VOLUME	PERCENT SOUTH IS OF TOTAL VOLUME
9	30	2016	6	15	10,358	7.43	17	139,430	5,499	4,859	53.09	46.91
2	23	2016	3	17	10,356	7.43	18	139,430	5,772	4,584	55.74	44.26
4	5	2016	3	17	10,344	7.42	19	139,430	5,638	4,706	54.51	45.49
2	5	2016	6	16	10,331	7.41	20	139,430	5,490	4,841	53.14	46.86
4	2	2016	7	12	10,311	7.40	21	139,430	5,211	5,100	50.54	49.46
2	16	2016	3	17	10,310	7.39	22	139,430	5,592	4,718	54.24	45.76
4	27	2016	4	17	10,304	7.39	23	139,430	5,550	4,754	53.86	46.14
2	16	2016	3	16	10,303	7.39	24	139,430	5,636	4,667	54.70	45.30
5	25	2016	4	16	10,298	7.39	25	139,430	5,294	5,004	51.41	48.59
4	14	2016	5	16	10,293	7.38	26	139,430	5,413	4,880	52.59	47.41
4	1	2016	6	13	10,292	7.38	27	139,430	5,110	5,182	49.65	50.35
5	13	2016	6	15	10,290	7.38	28	139,430	5,204	5,086	50.57	49.43
3	16	2016	4	8	10,289	7.38	29	139,430	5,043	5,246	49.01	50.99
5	16	2016	2	17	10,288	7.38	30	139,430	5,449	4,839	52.96	47.04
5	24	2016	3	17	10,286	7.38	31	139,430	5,604	4,682	54.48	45.52
3	17	2016	5	17	10,285	7.38	32	139,430	5,699	4,586	55.41	44.59
4	28	2016	5	16	10,284	7.38	33	139,430	5,411	4,873	52.62	47.38
6	15	2016	4	8	10,275	7.37	34	139,430	5,003	5,272	48.69	51.31
3	24	2016	5	16	10,274	7.37	35	139,430	5,508	4,766	53.61	46.39
1	14	2016	5	17	10,272	7.37	36	139,430	5,612	4,660	54.63	45.37
2	2	2016	3	17	10,272	7.37	37	139,430	5,840	4,432	56.85	43.15
3	17	2016	5	16	10,271	7.37	38	139,430	5,435	4,836	52.92	47.08
5	18	2016	4	16	10,268	7.36	39	139,430	5,549	4,719	54.04	45.96
11	11	2016	6	12	10,260	7.36	40	139,430	5,195	5,065	50.63	49.37
1	29	2016	6	16	10,259	7.36	41	139,430	5,650	4,609	55.07	44.93
3	25	2016	6	13	10,258	7.36	42	139,430	5,172	5,086	50.42	49.58
6	21	2016	3	17	10,258	7.36	43	139,430	5,602	4,656	54.61	45.39
7	30	2016	7	12	10,258	7.36	44	139,430	5,228	5,030	50.97	49.03
5	24	2016	3	8	10,251	7.35	45	139,430	4,911	5,340	47.91	52.09
11	23	2016	4	12	10,250	7.35	46	139,430	5,380	4,870	52.49	47.51
3	2	2016	4	8	10,246	7.35	47	139,430	4,958	5,288	48.39	51.61
12	27	2016	3	13	10,239	7.34	48	139,430	5,434	4,805	53.07	46.93
4	29	2016	6	13	10,235	7.34	49	139,430	4,888	5,347	47.76	52.24
7	13	2016	4	16	10,235	7.34	50	139,430	5,406	4,829	52.82	47.18
12	26	2016	2	13	10,223	7.33	51	139,430	5,327	4,896	52.11	47.89
3	15	2016	3	17	10,218	7.33	52	139,430	5,595	4,623	54.76	45.24
11	10	2016	5	16	10,217	7.33	53	139,430	5,526	4,691	54.09	45.91
8	20	2016	7	12	10,216	7.33	54	139,430	5,282	4,934	51.70	48.30
4	26	2016	3	17	10,212	7.32	55	139,430	5,619	4,593	55.02	44.98
9	10	2016	7	13	10,207	7.32	56	139,430	5,218	4,989	51.12	48.88
3	18	2016	6	13	10,206	7.32	57	139,430	4,948	5,258	48.48	51.52
5	20	2016	6	13	10,206	7.32	58	139,430	5,077	5,129	49.75	50.25
6	16	2016	5	8	10,201	7.32	59	139,430	4,866	5,335	47.70	52.30
7	27	2016	4	8	10,199	7.31	60	139,430	4,776	5,423	46.83	53.17
9	16	2016	6	13	10,199	7.31	61	139,430	5,193	5,006	50.92	49.08
9	29	2016	5	8	10,196	7.31	62	139,430	4,953	5,243	48.58	51.42
3	25	2016	6	14	10,191	7.31	63	139,430	5,165	5,026	50.68	49.32
4	30	2016	7	12	10,191	7.31	64	139,430	5,280	4,911	51.81	48.19
12	26	2016	2	12	10,191	7.31	65	139,430	4,743	5,448	46.54	53.46
9	10	2016	7	12	10,189	7.31	66	139,430	5,377	4,812	52.77	47.23
6	8	2016	4	8	10,188	7.31	67	139,430	4,966	5,222	48.74	51.26

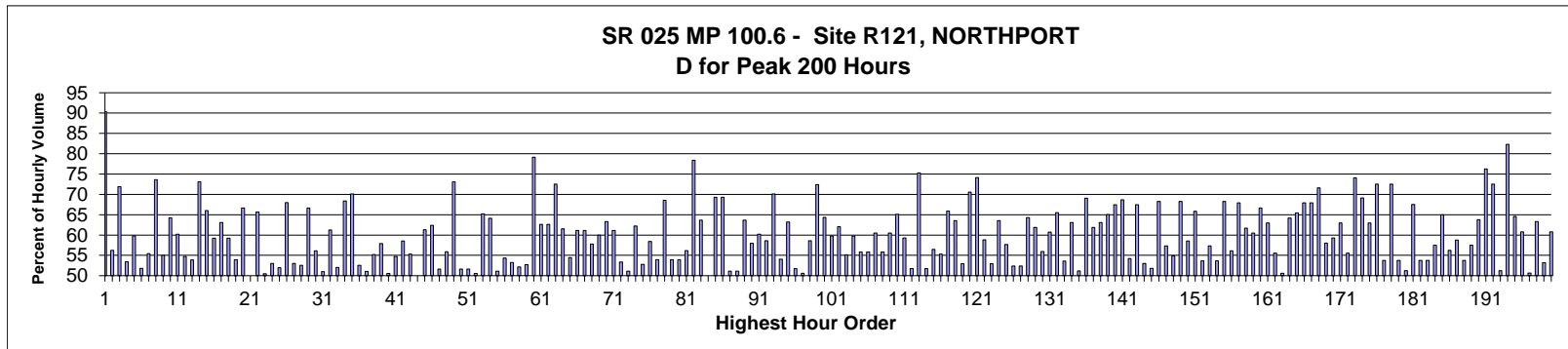
MO	DY	YR	DAY OF WK	HR	HR VOL	PERCENT OF AADT	HOUR NUMBER	AADT	NORTH VOLUME	SOUTH VOLUME	PERCENT NORTH IS OF TOTAL VOLUME	PERCENT SOUTH IS OF TOTAL VOLUME
3	29	2016	3	8	10,187	7.31	68	139,430	4,920	5,267	48.30	51.70
12	16	2016	6	15	10,186	7.31	69	139,430	5,444	4,742	53.45	46.55
1	8	2016	6	16	10,185	7.30	70	139,430	5,439	4,746	53.40	46.60
4	8	2016	6	12	10,183	7.30	71	139,430	5,324	4,859	52.28	47.72
1	15	2016	6	16	10,182	7.30	72	139,430	5,151	5,031	50.59	49.41
3	19	2016	7	13	10,181	7.30	73	139,430	5,347	4,834	52.52	47.48
8	6	2016	7	12	10,181	7.30	74	139,430	5,245	4,936	51.52	48.48
6	14	2016	3	8	10,180	7.30	75	139,430	4,854	5,326	47.68	52.32
9	17	2016	7	15	10,180	7.30	76	139,430	5,194	4,986	51.02	48.98
3	21	2016	2	17	10,178	7.30	77	139,430	5,481	4,697	53.85	46.15
5	17	2016	3	17	10,168	7.29	78	139,430	5,330	4,838	52.42	47.58
9	16	2016	6	14	10,167	7.29	79	139,430	5,376	4,791	52.88	47.12
11	17	2016	5	8	10,163	7.29	80	139,430	4,643	5,520	45.69	54.31
3	27	2016	1	14	10,161	7.29	81	139,430	5,206	4,955	51.24	48.76
6	1	2016	4	8	10,160	7.29	82	139,430	4,976	5,184	48.98	51.02
6	18	2016	7	13	10,160	7.29	83	139,430	5,246	4,914	51.63	48.37
10	27	2016	5	8	10,160	7.29	84	139,430	4,815	5,345	47.39	52.61
5	26	2016	5	15	10,157	7.28	85	139,430	5,179	4,978	50.99	49.01
6	4	2016	7	13	10,157	7.28	86	139,430	5,105	5,052	50.26	49.74
6	8	2016	4	17	10,156	7.28	87	139,430	5,337	4,819	52.55	47.45
7	9	2016	7	13	10,149	7.28	88	139,430	5,058	5,091	49.84	50.16
9	16	2016	6	15	10,147	7.28	89	139,430	5,289	4,858	52.12	47.88
11	18	2016	6	15	10,146	7.28	90	139,430	5,246	4,900	51.71	48.29
5	25	2016	4	8	10,143	7.27	91	139,430	5,000	5,143	49.30	50.70
8	2	2016	3	17	10,143	7.27	92	139,430	5,234	4,909	51.60	48.40
8	6	2016	7	14	10,143	7.27	93	139,430	5,192	4,951	51.19	48.81
2	5	2016	6	15	10,141	7.27	94	139,430	5,356	4,785	52.82	47.18
3	31	2016	5	16	10,141	7.27	95	139,430	5,282	4,859	52.09	47.91
12	22	2016	5	15	10,140	7.27	96	139,430	5,248	4,892	51.76	48.24
6	21	2016	3	8	10,139	7.27	97	139,430	4,779	5,360	47.13	52.87
7	28	2016	5	8	10,139	7.27	98	139,430	4,752	5,387	46.87	53.13
2	17	2016	4	17	10,135	7.27	99	139,430	5,532	4,603	54.58	45.42
3	26	2016	7	12	10,135	7.27	100	139,430	4,847	5,288	47.82	52.18
5	4	2016	4	8	10,135	7.27	101	139,430	5,035	5,100	49.68	50.32
9	30	2016	6	13	10,135	7.27	102	139,430	5,138	4,997	50.70	49.30
3	18	2016	6	14	10,131	7.27	103	139,430	5,076	5,055	50.10	49.90
10	7	2016	6	13	10,129	7.26	104	139,430	4,890	5,239	48.28	51.72
9	6	2016	3	17	10,123	7.26	105	139,430	5,428	4,695	53.62	46.38
5	3	2016	3	17	10,121	7.26	106	139,430	5,427	4,694	53.62	46.38
6	22	2016	4	16	10,120	7.26	107	139,430	5,216	4,904	51.54	48.46
7	8	2016	6	12	10,111	7.25	108	139,430	5,129	4,982	50.73	49.27
10	12	2016	4	17	10,111	7.25	109	139,430	5,477	4,634	54.17	45.83
3	25	2016	6	16	10,109	7.25	110	139,430	5,286	4,823	52.29	47.71
5	11	2016	4	8	10,107	7.25	111	139,430	4,897	5,210	48.45	51.55
5	31	2016	3	8	10,107	7.25	112	139,430	4,939	5,168	48.87	51.13
9	28	2016	4	17	10,104	7.25	113	139,430	5,572	4,532	55.15	44.85
6	4	2016	7	12	10,103	7.25	114	139,430	5,058	5,045	50.06	49.94
12	30	2016	6	13	10,103	7.25	115	139,430	5,111	4,992	50.59	49.41
9	20	2016	3	8	10,101	7.24	116	139,430	4,786	5,315	47.38	52.62
9	17	2016	7	13	10,097	7.24	117	139,430	5,371	4,726	53.19	46.81
4	29	2016	6	15	10,096	7.24	118	139,430	5,201	4,895	51.52	48.48

MO	DY	YR	DAY OF WK	HR	HR VOL	PERCENT OF AADT	HOUR NUMBER	AADT	NORTH VOLUME	SOUTH VOLUME	PERCENT NORTH IS OF TOTAL VOLUME	PERCENT SOUTH IS OF TOTAL VOLUME
5	20	2016	6	12	10,093	7.24	119	139,430	5,028	5,065	49.82	50.18
12	29	2016	5	13	10,093	7.24	120	139,430	5,418	4,675	53.68	46.32
9	8	2016	5	16	10,092	7.24	121	139,430	5,362	4,730	53.13	46.87
6	13	2016	2	17	10,091	7.24	122	139,430	5,497	4,594	54.47	45.53
12	30	2016	6	12	10,091	7.24	123	139,430	5,018	5,073	49.73	50.27
4	15	2016	6	15	10,089	7.24	124	139,430	5,236	4,853	51.90	48.10
2	24	2016	4	17	10,085	7.23	125	139,430	5,517	4,568	54.71	45.29
4	13	2016	4	8	10,085	7.23	126	139,430	4,950	5,135	49.08	50.92
5	18	2016	4	8	10,084	7.23	127	139,430	4,941	5,143	49.00	51.00
5	17	2016	3	8	10,081	7.23	128	139,430	4,910	5,171	48.71	51.29
3	12	2016	7	12	10,079	7.23	129	139,430	4,999	5,080	49.60	50.40
4	11	2016	2	17	10,078	7.23	130	139,430	5,421	4,657	53.79	46.21
10	19	2016	4	8	10,078	7.23	131	139,430	4,881	5,197	48.43	51.57
5	18	2016	4	17	10,077	7.23	132	139,430	5,376	4,701	53.35	46.65
8	7	2016	1	12	10,075	7.23	133	139,430	5,366	4,709	53.26	46.74
8	6	2016	7	11	10,074	7.23	134	139,430	5,035	5,039	49.98	50.02
8	6	2016	7	15	10,074	7.23	135	139,430	5,148	4,926	51.10	48.90
4	27	2016	4	8	10,071	7.22	136	139,430	4,897	5,174	48.62	51.38
6	30	2016	5	12	10,071	7.22	137	139,430	4,941	5,130	49.06	50.94
7	18	2016	2	16	10,070	7.22	138	139,430	5,226	4,844	51.90	48.10
4	6	2016	4	16	10,068	7.22	139	139,430	5,172	4,896	51.37	48.63
9	30	2016	6	14	10,067	7.22	140	139,430	5,260	4,807	52.25	47.75
10	25	2016	3	17	10,066	7.22	141	139,430	5,375	4,691	53.40	46.60
6	2	2016	5	8	10,065	7.22	142	139,430	4,918	5,147	48.86	51.14
5	20	2016	6	14	10,064	7.22	143	139,430	5,017	5,047	49.85	50.15
6	18	2016	7	15	10,061	7.22	144	139,430	5,048	5,013	50.17	49.83
6	22	2016	4	17	10,061	7.22	145	139,430	5,357	4,704	53.25	46.75
8	4	2016	5	8	10,059	7.21	146	139,430	4,704	5,355	46.76	53.24
8	16	2016	3	8	10,059	7.21	147	139,430	4,800	5,259	47.72	52.28
6	10	2016	6	12	10,058	7.21	148	139,430	5,185	4,873	51.55	48.45
4	26	2016	3	8	10,056	7.21	149	139,430	4,884	5,172	48.57	51.43
9	9	2016	6	13	10,054	7.21	150	139,430	4,930	5,124	49.04	50.96
8	3	2016	4	16	10,053	7.21	151	139,430	5,107	4,946	50.80	49.20
12	28	2016	4	16	10,053	7.21	152	139,430	5,228	4,825	52.00	48.00
4	29	2016	6	14	10,052	7.21	153	139,430	5,069	4,983	50.43	49.57
10	22	2016	7	12	10,052	7.21	154	139,430	5,333	4,719	53.05	46.95
4	8	2016	6	13	10,050	7.21	155	139,430	5,184	4,866	51.58	48.42
9	19	2016	2	17	10,048	7.21	156	139,430	5,392	4,656	53.66	46.34
10	11	2016	3	8	10,048	7.21	157	139,430	4,966	5,082	49.42	50.58
5	23	2016	2	17	10,047	7.21	158	139,430	5,481	4,566	54.55	45.45
4	30	2016	7	14	10,045	7.20	159	139,430	5,193	4,852	51.70	48.30
8	6	2016	7	13	10,045	7.20	160	139,430	5,146	4,899	51.23	48.77
6	22	2016	4	8	10,044	7.20	161	139,430	4,661	5,383	46.41	53.59
2	18	2016	5	16	10,043	7.20	162	139,430	5,278	4,765	52.55	47.45
5	13	2016	6	14	10,043	7.20	163	139,430	5,015	5,028	49.94	50.06
10	27	2016	5	17	10,040	7.20	164	139,430	5,409	4,631	53.87	46.13
6	30	2016	5	14	10,039	7.20	165	139,430	5,172	4,867	51.52	48.48
5	12	2016	5	17	10,037	7.20	166	139,430	5,398	4,639	53.78	46.22
6	12	2016	1	13	10,036	7.20	167	139,430	5,418	4,618	53.99	46.01
3	25	2016	6	17	10,034	7.20	168	139,430	5,283	4,751	52.65	47.35
6	2	2016	5	16	10,034	7.20	169	139,430	5,162	4,872	51.45	48.55

MO	DY	YR	DAY OF WK	HR	HR VOL	PERCENT OF AADT	HOUR NUMBER	AADT	NORTH VOLUME	SOUTH VOLUME	PERCENT NORTH IS OF TOTAL VOLUME	PERCENT SOUTH IS OF TOTAL VOLUME
9	29	2016	5	16	10,034	7.20	170	139,430	5,274	4,760	52.56	47.44
3	3	2016	5	8	10,031	7.19	171	139,430	4,735	5,296	47.20	52.80
4	15	2016	6	13	10,031	7.19	172	139,430	4,751	5,280	47.36	52.64
3	12	2016	7	13	10,029	7.19	173	139,430	4,884	5,145	48.70	51.30
10	21	2016	6	16	10,029	7.19	174	139,430	5,285	4,744	52.70	47.30
3	16	2016	4	17	10,027	7.19	175	139,430	5,353	4,674	53.39	46.61
10	23	2016	1	14	10,024	7.19	176	139,430	5,173	4,851	51.61	48.39
10	12	2016	4	8	10,023	7.19	177	139,430	4,802	5,221	47.91	52.09
1	15	2016	6	17	10,021	7.19	178	139,430	5,092	4,929	50.81	49.19
6	11	2016	7	13	10,021	7.19	179	139,430	5,264	4,757	52.53	47.47
7	26	2016	3	8	10,020	7.19	180	139,430	4,727	5,293	47.18	52.82
10	18	2016	3	8	10,020	7.19	181	139,430	4,746	5,274	47.37	52.63
10	28	2016	6	15	10,017	7.18	182	139,430	5,091	4,926	50.82	49.18
12	22	2016	5	14	10,017	7.18	183	139,430	5,149	4,868	51.40	48.60
3	8	2016	3	17	10,016	7.18	184	139,430	5,518	4,498	55.09	44.91
8	17	2016	4	8	10,014	7.18	185	139,430	4,618	5,396	46.12	53.88
11	7	2016	2	8	10,014	7.18	186	139,430	4,906	5,108	48.99	51.01
2	18	2016	5	17	10,012	7.18	187	139,430	5,370	4,642	53.64	46.36
9	22	2016	5	8	10,012	7.18	188	139,430	4,734	5,278	47.28	52.72
2	12	2016	6	13	10,008	7.18	189	139,430	4,987	5,021	49.83	50.17
8	10	2016	4	8	10,004	7.17	190	139,430	4,825	5,179	48.23	51.77
2	24	2016	4	8	10,003	7.17	191	139,430	4,714	5,289	47.13	52.87
5	5	2016	5	16	10,002	7.17	192	139,430	5,196	4,806	51.95	48.05
3	31	2016	5	8	10,001	7.17	193	139,430	4,576	5,425	45.76	54.24
9	15	2016	5	8	9,999	7.17	194	139,430	4,624	5,375	46.24	53.76
10	5	2016	4	17	9,999	7.17	195	139,430	5,241	4,758	52.42	47.58
8	4	2016	5	14	9,997	7.17	196	139,430	5,057	4,940	50.59	49.41
2	18	2016	5	8	9,996	7.17	197	139,430	4,762	5,234	47.64	52.36
2	17	2016	4	8	9,995	7.17	198	139,430	4,663	5,332	46.65	53.35
10	3	2016	2	17	9,993	7.17	199	139,430	5,333	4,660	53.37	46.63
7	5	2016	3	12	9,992	7.17	200	139,430	4,927	5,065	49.31	50.69



AADT= 841      K 30 FACTOR= 11.65      K 100 FACTOR= 10.34      K 200 FACTOR= 9.39      D 30 FACTOR= 56.12



MO	DY	YR	DAY OF WK	HR	HR VOL	PERCENT OF AADT	HOUR NUMBER	AADT	NORTH VOLUME	SOUTH VOLUME	PERCENT NORTH IS OF TOTAL VOLUME	PERCENT SOUTH IS OF TOTAL VOLUME
12	4	2016	1	9	135	16.05	1	841	122	13	90.37	9.63
9	2	2016	6	17	128	15.22	2	841	72	56	56.25	43.75
8	23	2016	3	18	121	14.39	3	841	87	34	71.90	28.10
8	7	2016	1	13	118	14.03	4	841	55	63	46.61	53.39
8	7	2016	1	12	117	13.91	5	841	70	47	59.83	40.17
9	5	2016	2	14	112	13.32	6	841	54	58	48.21	51.79
9	2	2016	6	13	110	13.08	7	841	49	61	44.55	55.45
9	5	2016	2	12	110	13.08	8	841	29	81	26.36	73.64
8	24	2016	4	17	109	12.96	9	841	60	49	55.05	44.95
9	5	2016	2	10	109	12.96	10	841	70	39	64.22	35.78
9	2	2016	6	14	108	12.84	11	841	43	65	39.81	60.19
9	2	2016	6	16	106	12.60	12	841	58	48	54.72	45.28
8	8	2016	2	17	104	12.37	13	841	48	56	46.15	53.85
8	23	2016	3	17	104	12.37	14	841	76	28	73.08	26.92
4	29	2016	6	17	103	12.25	15	841	68	35	66.02	33.98
8	25	2016	5	17	103	12.25	16	841	61	42	59.22	40.78

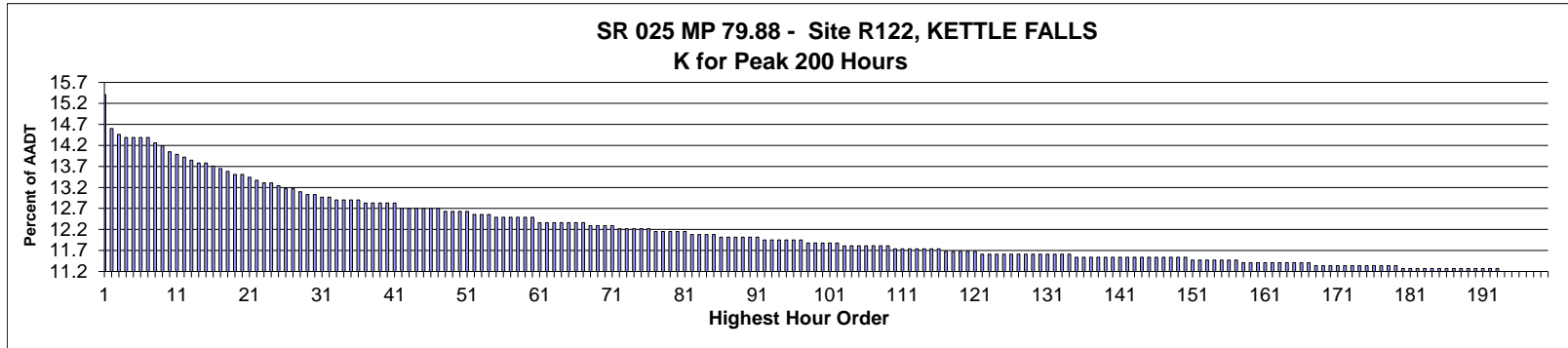


MO	DY	YR	DAY OF WK	HR	HR VOL	PERCENT OF AADT	HOUR NUMBER	AADT	NORTH VOLUME	SOUTH VOLUME	PERCENT NORTH IS OF TOTAL VOLUME	PERCENT SOUTH IS OF TOTAL VOLUME
8	27	2016	7	15	103	12.25	17	841	65	38	63.11	36.89
9	3	2016	7	14	103	12.25	18	841	61	42	59.22	40.78
9	3	2016	7	12	102	12.13	19	841	55	47	53.92	46.08
9	3	2016	7	15	102	12.13	20	841	68	34	66.67	33.33
9	4	2016	1	12	102	12.13	21	841	51	51	50.00	50.00
10	1	2016	7	12	102	12.13	22	841	35	67	34.31	65.69
8	12	2016	6	14	101	12.01	23	841	50	51	49.50	50.50
8	27	2016	7	11	100	11.89	24	841	47	53	47.00	53.00
9	1	2016	5	16	100	11.89	25	841	48	52	48.00	52.00
9	2	2016	6	12	100	11.89	26	841	32	68	32.00	68.00
9	5	2016	2	13	100	11.89	27	841	53	47	53.00	47.00
9	2	2016	6	15	99	11.77	28	841	47	52	47.47	52.53
9	3	2016	7	11	99	11.77	29	841	33	66	33.33	66.67
4	29	2016	6	16	98	11.65	30	841	55	43	56.12	43.88
8	8	2016	2	13	98	11.65	31	841	48	50	48.98	51.02
8	27	2016	7	12	98	11.65	32	841	38	60	38.78	61.22
8	31	2016	4	15	98	11.65	33	841	51	47	52.04	47.96
9	1	2016	5	8	98	11.65	34	841	31	67	31.63	68.37
8	8	2016	2	12	97	11.53	35	841	29	68	29.90	70.10
8	11	2016	5	16	97	11.53	36	841	51	46	52.58	47.42
8	25	2016	5	14	96	11.41	37	841	49	47	51.04	48.96
9	4	2016	1	18	96	11.41	38	841	43	53	44.79	55.21
8	23	2016	3	15	95	11.30	39	841	55	40	57.89	42.11
9	1	2016	5	15	95	11.30	40	841	48	47	50.53	49.47
9	5	2016	2	16	95	11.30	41	841	52	43	54.74	45.26
8	3	2016	4	14	94	11.18	42	841	55	39	58.51	41.49
8	5	2016	6	17	94	11.18	43	841	42	52	44.68	55.32
8	31	2016	4	16	94	11.18	44	841	47	47	50.00	50.00
8	3	2016	4	11	93	11.06	45	841	36	57	38.71	61.29
8	3	2016	4	16	93	11.06	46	841	58	35	62.37	37.63
8	4	2016	5	15	93	11.06	47	841	48	45	51.61	48.39
8	8	2016	2	16	93	11.06	48	841	52	41	55.91	44.09
8	23	2016	3	11	93	11.06	49	841	25	68	26.88	73.12
9	29	2016	5	15	93	11.06	50	841	48	45	51.61	48.39
10	1	2016	7	13	93	11.06	51	841	45	48	48.39	51.61
10	5	2016	4	16	93	11.06	52	841	46	47	49.46	50.54
4	29	2016	6	15	92	10.94	53	841	60	32	65.22	34.78
8	6	2016	7	16	92	10.94	54	841	59	33	64.13	35.87
8	11	2016	5	15	92	10.94	55	841	47	45	51.09	48.91
8	24	2016	4	14	92	10.94	56	841	50	42	54.35	45.65
9	7	2016	4	16	92	10.94	57	841	49	43	53.26	46.74
9	8	2016	5	15	92	10.94	58	841	48	44	52.17	47.83
8	8	2016	2	15	91	10.82	59	841	43	48	47.25	52.75
8	21	2016	1	16	91	10.82	60	841	72	19	79.12	20.88
8	29	2016	2	13	91	10.82	61	841	34	57	37.36	62.64
8	29	2016	2	16	91	10.82	62	841	57	34	62.64	37.36
9	1	2016	5	13	91	10.82	63	841	25	66	27.47	72.53
9	30	2016	6	16	91	10.82	64	841	35	56	38.46	61.54
2	26	2016	6	16	90	10.70	65	841	49	41	54.44	45.56
8	2	2016	3	13	90	10.70	66	841	35	55	38.89	61.11
8	5	2016	6	13	90	10.70	67	841	35	55	38.89	61.11

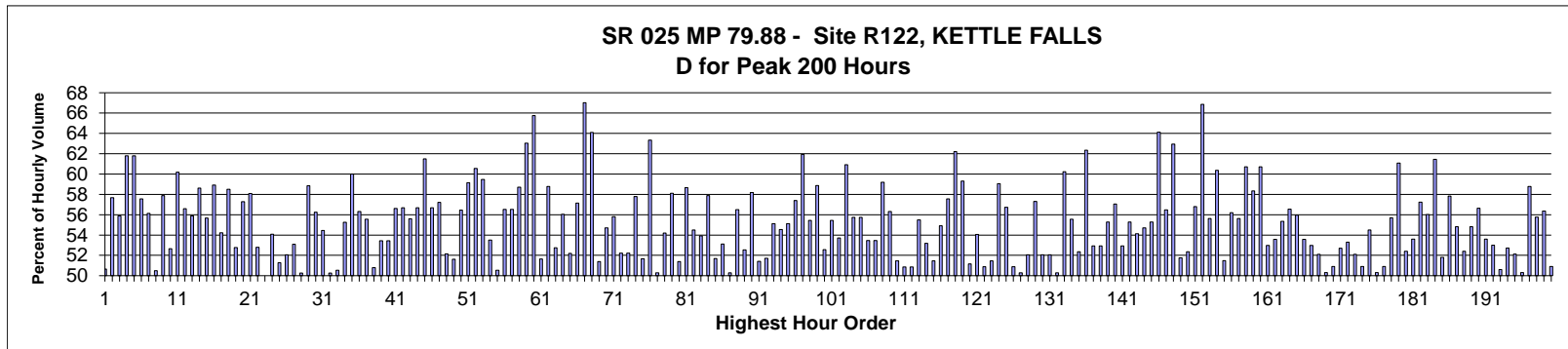
MO	DY	YR	DAY OF WK	HR	HR VOL	PERCENT OF AADT	HOUR NUMBER	AADT	NORTH VOLUME	SOUTH VOLUME	PERCENT NORTH IS OF TOTAL VOLUME	PERCENT SOUTH IS OF TOTAL VOLUME
8	26	2016	6	13	90	10.70	68	841	38	52	42.22	57.78
8	26	2016	6	15	90	10.70	69	841	54	36	60.00	40.00
8	26	2016	6	17	90	10.70	70	841	57	33	63.33	36.67
9	1	2016	5	14	90	10.70	71	841	35	55	38.89	61.11
9	3	2016	7	13	90	10.70	72	841	48	42	53.33	46.67
9	9	2016	6	15	90	10.70	73	841	44	46	48.89	51.11
10	10	2016	2	15	90	10.70	74	841	56	34	62.22	37.78
8	4	2016	5	17	89	10.58	75	841	42	47	47.19	52.81
8	7	2016	1	11	89	10.58	76	841	37	52	41.57	58.43
8	16	2016	3	13	89	10.58	77	841	41	48	46.07	53.93
8	18	2016	5	17	89	10.58	78	841	61	28	68.54	31.46
8	26	2016	6	14	89	10.58	79	841	41	48	46.07	53.93
9	5	2016	2	17	89	10.58	80	841	48	41	53.93	46.07
11	14	2016	2	16	89	10.58	81	841	50	39	56.18	43.82
4	9	2016	7	16	88	10.46	82	841	69	19	78.41	21.59
8	8	2016	2	14	88	10.46	83	841	32	56	36.36	63.64
8	18	2016	5	15	88	10.46	84	841	44	44	50.00	50.00
8	26	2016	6	11	88	10.46	85	841	27	61	30.68	69.32
8	29	2016	2	10	88	10.46	86	841	27	61	30.68	69.32
9	9	2016	6	16	88	10.46	87	841	43	45	48.86	51.14
9	16	2016	6	14	88	10.46	88	841	43	45	48.86	51.14
9	23	2016	6	16	88	10.46	89	841	56	32	63.64	36.36
11	10	2016	5	13	88	10.46	90	841	37	51	42.05	57.95
11	18	2016	6	16	88	10.46	91	841	53	35	60.23	39.77
2	12	2016	6	16	87	10.34	92	841	51	36	58.62	41.38
2	26	2016	6	11	87	10.34	93	841	26	61	29.89	70.11
8	5	2016	6	16	87	10.34	94	841	47	40	54.02	45.98
8	5	2016	6	18	87	10.34	95	841	55	32	63.22	36.78
8	8	2016	2	18	87	10.34	96	841	45	42	51.72	48.28
8	10	2016	4	15	87	10.34	97	841	43	44	49.43	50.57
8	15	2016	2	16	87	10.34	98	841	51	36	58.62	41.38
9	1	2016	5	9	87	10.34	99	841	24	63	27.59	72.41
9	1	2016	5	11	87	10.34	100	841	31	56	35.63	64.37
9	3	2016	7	17	87	10.34	101	841	52	35	59.77	40.23
10	10	2016	2	16	87	10.34	102	841	54	33	62.07	37.93
10	14	2016	6	16	87	10.34	103	841	48	39	55.17	44.83
11	11	2016	6	13	87	10.34	104	841	35	52	40.23	59.77
8	2	2016	3	16	86	10.23	105	841	48	38	55.81	44.19
8	15	2016	2	12	86	10.23	106	841	38	48	44.19	55.81
8	22	2016	2	15	86	10.23	107	841	52	34	60.47	39.53
8	27	2016	7	13	86	10.23	108	841	38	48	44.19	55.81
8	31	2016	4	11	86	10.23	109	841	34	52	39.53	60.47
9	2	2016	6	11	86	10.23	110	841	30	56	34.88	65.12
11	3	2016	5	16	86	10.23	111	841	51	35	59.30	40.70
2	29	2016	2	16	85	10.11	112	841	44	41	51.76	48.24
4	9	2016	7	11	85	10.11	113	841	21	64	24.71	75.29
8	10	2016	4	14	85	10.11	114	841	44	41	51.76	48.24
8	17	2016	4	16	85	10.11	115	841	37	48	43.53	56.47
8	19	2016	6	13	85	10.11	116	841	38	47	44.71	55.29
8	24	2016	4	12	85	10.11	117	841	29	56	34.12	65.88
8	29	2016	2	15	85	10.11	118	841	54	31	63.53	36.47

MO	DY	YR	DAY OF WK	HR	HR VOL	PERCENT OF AADT	HOUR NUMBER	AADT	NORTH VOLUME	SOUTH VOLUME	PERCENT NORTH IS OF TOTAL VOLUME	PERCENT SOUTH IS OF TOTAL VOLUME
8	30	2016	3	15	85	10.11	119	841	40	45	47.06	52.94
8	31	2016	4	9	85	10.11	120	841	25	60	29.41	70.59
9	3	2016	7	10	85	10.11	121	841	22	63	25.88	74.12
9	5	2016	2	15	85	10.11	122	841	35	50	41.18	58.82
9	15	2016	5	12	85	10.11	123	841	45	40	52.94	47.06
10	3	2016	2	16	85	10.11	124	841	54	31	63.53	36.47
11	13	2016	1	15	85	10.11	125	841	49	36	57.65	42.35
8	3	2016	4	15	84	9.99	126	841	40	44	47.62	52.38
8	9	2016	3	13	84	9.99	127	841	40	44	47.62	52.38
8	10	2016	4	13	84	9.99	128	841	30	54	35.71	64.29
8	10	2016	4	17	84	9.99	129	841	52	32	61.90	38.10
8	11	2016	5	14	84	9.99	130	841	47	37	55.95	44.05
8	12	2016	6	18	84	9.99	131	841	51	33	60.71	39.29
8	23	2016	3	13	84	9.99	132	841	29	55	34.52	65.48
8	24	2016	4	13	84	9.99	133	841	39	45	46.43	53.57
8	30	2016	3	16	84	9.99	134	841	53	31	63.10	36.90
9	1	2016	5	17	84	9.99	135	841	43	41	51.19	48.81
9	2	2016	6	18	84	9.99	136	841	58	26	69.05	30.95
10	3	2016	2	17	84	9.99	137	841	52	32	61.90	38.10
10	7	2016	6	18	84	9.99	138	841	53	31	63.10	36.90
8	2	2016	3	11	83	9.87	139	841	29	54	34.94	65.06
8	9	2016	3	11	83	9.87	140	841	27	56	32.53	67.47
8	12	2016	6	15	83	9.87	141	841	57	26	68.67	31.33
8	17	2016	4	15	83	9.87	142	841	38	45	45.78	54.22
10	1	2016	7	17	83	9.87	143	841	56	27	67.47	32.53
10	17	2016	2	16	83	9.87	144	841	44	39	53.01	46.99
11	11	2016	6	15	83	9.87	145	841	40	43	48.19	51.81
4	29	2016	6	18	82	9.75	146	841	56	26	68.29	31.71
8	2	2016	3	15	82	9.75	147	841	35	47	42.68	57.32
8	15	2016	2	17	82	9.75	148	841	45	37	54.88	45.12
8	22	2016	2	16	82	9.75	149	841	56	26	68.29	31.71
9	6	2016	3	15	82	9.75	150	841	48	34	58.54	41.46
9	18	2016	1	18	82	9.75	151	841	28	54	34.15	65.85
9	23	2016	6	15	82	9.75	152	841	44	38	53.66	46.34
10	1	2016	7	15	82	9.75	153	841	47	35	57.32	42.68
10	18	2016	3	16	82	9.75	154	841	44	38	53.66	46.34
11	11	2016	6	10	82	9.75	155	841	26	56	31.71	68.29
11	12	2016	7	16	82	9.75	156	841	46	36	56.10	43.90
2	26	2016	6	17	81	9.63	157	841	55	26	67.90	32.10
3	25	2016	6	16	81	9.63	158	841	50	31	61.73	38.27
8	2	2016	3	17	81	9.63	159	841	49	32	60.49	39.51
8	4	2016	5	18	81	9.63	160	841	54	27	66.67	33.33
8	5	2016	6	12	81	9.63	161	841	30	51	37.04	62.96
8	11	2016	5	17	81	9.63	162	841	45	36	55.56	44.44
8	25	2016	5	15	81	9.63	163	841	41	40	50.62	49.38
8	27	2016	7	17	81	9.63	164	841	52	29	64.20	35.80
8	28	2016	1	16	81	9.63	165	841	53	28	65.43	34.57
9	4	2016	1	10	81	9.63	166	841	26	55	32.10	67.90
9	4	2016	1	11	81	9.63	167	841	26	55	32.10	67.90
9	9	2016	6	18	81	9.63	168	841	58	23	71.60	28.40
9	21	2016	4	16	81	9.63	169	841	47	34	58.02	41.98

MO	DY	YR	DAY OF WK	HR	HR VOL	PERCENT OF AADT	HOUR NUMBER	AADT	NORTH VOLUME	SOUTH VOLUME	PERCENT NORTH IS OF TOTAL VOLUME	PERCENT SOUTH IS OF TOTAL VOLUME
9	23	2016	6	17	81	9.63	170	841	48	33	59.26	40.74
10	1	2016	7	18	81	9.63	171	841	51	30	62.96	37.04
10	7	2016	6	16	81	9.63	172	841	36	45	44.44	55.56
10	7	2016	6	19	81	9.63	173	841	60	21	74.07	25.93
11	11	2016	6	16	81	9.63	174	841	56	25	69.14	30.86
11	21	2016	2	16	81	9.63	175	841	51	30	62.96	37.04
4	24	2016	1	12	80	9.51	176	841	22	58	27.50	72.50
4	29	2016	6	14	80	9.51	177	841	43	37	53.75	46.25
8	3	2016	4	10	80	9.51	178	841	22	58	27.50	72.50
8	12	2016	6	16	80	9.51	179	841	43	37	53.75	46.25
8	18	2016	5	13	80	9.51	180	841	39	41	48.75	51.25
8	22	2016	2	11	80	9.51	181	841	26	54	32.50	67.50
8	22	2016	2	13	80	9.51	182	841	37	43	46.25	53.75
8	25	2016	5	13	80	9.51	183	841	37	43	46.25	53.75
8	25	2016	5	16	80	9.51	184	841	46	34	57.50	42.50
8	26	2016	6	16	80	9.51	185	841	52	28	65.00	35.00
8	30	2016	3	17	80	9.51	186	841	45	35	56.25	43.75
9	1	2016	5	12	80	9.51	187	841	33	47	41.25	58.75
9	6	2016	3	12	80	9.51	188	841	37	43	46.25	53.75
9	15	2016	5	16	80	9.51	189	841	34	46	42.50	57.50
9	23	2016	6	18	80	9.51	190	841	51	29	63.75	36.25
10	1	2016	7	11	80	9.51	191	841	19	61	23.75	76.25
10	10	2016	2	11	80	9.51	192	841	22	58	27.50	72.50
11	10	2016	5	16	80	9.51	193	841	39	41	48.75	51.25
4	9	2016	7	10	79	9.39	194	841	14	65	17.72	82.28
4	29	2016	6	11	79	9.39	195	841	28	51	35.44	64.56
8	3	2016	4	17	79	9.39	196	841	48	31	60.76	39.24
8	10	2016	4	16	79	9.39	197	841	40	39	50.63	49.37
8	14	2016	1	14	79	9.39	198	841	29	50	36.71	63.29
8	14	2016	1	15	79	9.39	199	841	42	37	53.16	46.84
8	15	2016	2	10	79	9.39	200	841	31	48	39.24	60.76



AADT= 1,473      K 30 FACTOR= 13.03      K 100 FACTOR= 11.88      K 200 FACTOR= 11.20      D 30 FACTOR= 56.25



MO	DY	YR	DAY OF WK	HR	HR VOL	PERCENT OF AADT	HOUR NUMBER	AADT	NORTH VOLUME	SOUTH VOLUME	PERCENT NORTH IS OF TOTAL VOLUME	PERCENT SOUTH IS OF TOTAL VOLUME
6	30	2016	5	16	227	15.41	1	1,473	115	112	50.66	49.34
6	30	2016	5	17	215	14.60	2	1,473	91	124	42.33	57.67
7	1	2016	6	13	213	14.46	3	1,473	94	119	44.13	55.87
6	7	2016	3	17	212	14.39	4	1,473	81	131	38.21	61.79
7	2	2016	7	13	212	14.39	5	1,473	81	131	38.21	61.79
7	2	2016	7	15	212	14.39	6	1,473	90	122	42.45	57.55
7	30	2016	7	13	212	14.39	7	1,473	93	119	43.87	56.13
7	1	2016	6	16	210	14.26	8	1,473	104	106	49.52	50.48
7	30	2016	7	11	209	14.19	9	1,473	88	121	42.11	57.89
7	23	2016	7	15	207	14.05	10	1,473	98	109	47.34	52.66
7	1	2016	6	15	206	13.99	11	1,473	82	124	39.81	60.19
6	28	2016	3	17	205	13.92	12	1,473	89	116	43.41	56.59
7	14	2016	5	13	204	13.85	13	1,473	90	114	44.12	55.88
7	2	2016	7	14	203	13.78	14	1,473	84	119	41.38	58.62
8	20	2016	7	13	203	13.78	15	1,473	90	113	44.33	55.67
6	4	2016	7	14	202	13.71	16	1,473	83	119	41.09	58.91

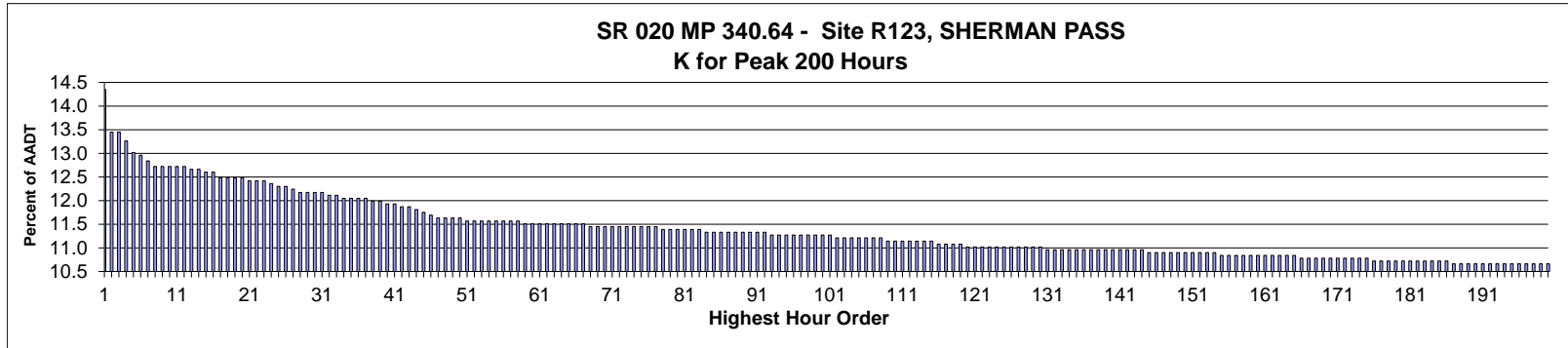
MO	DY	YR	DAY OF WK	HR	HR VOL	PERCENT OF AADT	HOUR NUMBER	AADT	NORTH VOLUME	SOUTH VOLUME	PERCENT NORTH IS OF TOTAL VOLUME	PERCENT SOUTH IS OF TOTAL VOLUME
6	29	2016	4	14	201	13.65	17	1,473	92	109	45.77	54.23
8	13	2016	7	14	200	13.58	18	1,473	83	117	41.50	58.50
6	17	2016	6	16	199	13.51	19	1,473	94	105	47.24	52.76
6	29	2016	4	13	199	13.51	20	1,473	85	114	42.71	57.29
7	27	2016	4	16	198	13.44	21	1,473	83	115	41.92	58.08
8	20	2016	7	12	197	13.37	22	1,473	93	104	47.21	52.79
7	13	2016	4	15	196	13.31	23	1,473	98	98	50.00	50.00
7	14	2016	5	14	196	13.31	24	1,473	90	106	45.92	54.08
8	12	2016	6	12	195	13.24	25	1,473	100	95	51.28	48.72
6	30	2016	5	13	194	13.17	26	1,473	93	101	47.94	52.06
7	14	2016	5	15	194	13.17	27	1,473	91	103	46.91	53.09
9	9	2016	6	11	193	13.10	28	1,473	96	97	49.74	50.26
7	3	2016	1	13	192	13.03	29	1,473	79	113	41.15	58.85
7	30	2016	7	12	192	13.03	30	1,473	84	108	43.75	56.25
6	28	2016	3	14	191	12.97	31	1,473	87	104	45.55	54.45
8	4	2016	5	15	191	12.97	32	1,473	96	95	50.26	49.74
8	2	2016	3	12	190	12.90	33	1,473	96	94	50.53	49.47
8	2	2016	3	16	190	12.90	34	1,473	85	105	44.74	55.26
8	6	2016	7	14	190	12.90	35	1,473	76	114	40.00	60.00
10	22	2016	7	14	190	12.90	36	1,473	83	107	43.68	56.32
6	4	2016	7	16	189	12.83	37	1,473	84	105	44.44	55.56
7	1	2016	6	12	189	12.83	38	1,473	93	96	49.21	50.79
7	23	2016	7	12	189	12.83	39	1,473	88	101	46.56	53.44
7	27	2016	4	17	189	12.83	40	1,473	88	101	46.56	53.44
8	20	2016	7	17	189	12.83	41	1,473	107	82	56.61	43.39
6	3	2016	6	16	187	12.70	42	1,473	81	106	43.32	56.68
6	4	2016	7	17	187	12.70	43	1,473	83	104	44.39	55.61
6	17	2016	6	15	187	12.70	44	1,473	81	106	43.32	56.68
6	30	2016	5	14	187	12.70	45	1,473	72	115	38.50	61.50
8	2	2016	3	15	187	12.70	46	1,473	81	106	43.32	56.68
8	13	2016	7	15	187	12.70	47	1,473	80	107	42.78	57.22
7	2	2016	7	12	186	12.63	48	1,473	97	89	52.15	47.85
8	12	2016	6	13	186	12.63	49	1,473	90	96	48.39	51.61
8	12	2016	6	16	186	12.63	50	1,473	81	105	43.55	56.45
8	16	2016	3	17	186	12.63	51	1,473	76	110	40.86	59.14
5	6	2016	6	16	185	12.56	52	1,473	73	112	39.46	60.54
7	29	2016	6	14	185	12.56	53	1,473	75	110	40.54	59.46
8	12	2016	6	15	185	12.56	54	1,473	86	99	46.49	53.51
7	1	2016	6	17	184	12.49	55	1,473	93	91	50.54	49.46
7	2	2016	7	16	184	12.49	56	1,473	80	104	43.48	56.52
7	28	2016	5	13	184	12.49	57	1,473	80	104	43.48	56.52
7	29	2016	6	17	184	12.49	58	1,473	76	108	41.30	58.70
7	30	2016	7	14	184	12.49	59	1,473	68	116	36.96	63.04
8	20	2016	7	16	184	12.49	60	1,473	63	121	34.24	65.76
5	13	2016	6	13	182	12.36	61	1,473	94	88	51.65	48.35
5	14	2016	7	15	182	12.36	62	1,473	75	107	41.21	58.79
5	31	2016	3	16	182	12.36	63	1,473	96	86	52.75	47.25
6	3	2016	6	11	182	12.36	64	1,473	102	80	56.04	43.96
7	23	2016	7	16	182	12.36	65	1,473	95	87	52.20	47.80
9	9	2016	6	16	182	12.36	66	1,473	78	104	42.86	57.14
10	22	2016	7	13	182	12.36	67	1,473	60	122	32.97	67.03

MO	DY	YR	DAY OF WK	HR	HR VOL	PERCENT OF AADT	HOUR NUMBER	AADT	NORTH VOLUME	SOUTH VOLUME	PERCENT NORTH IS OF TOTAL VOLUME	PERCENT SOUTH IS OF TOTAL VOLUME
6	4	2016	7	11	181	12.29	68	1,473	116	65	64.09	35.91
6	30	2016	5	12	181	12.29	69	1,473	88	93	48.62	51.38
7	13	2016	4	14	181	12.29	70	1,473	82	99	45.30	54.70
9	10	2016	7	13	181	12.29	71	1,473	101	80	55.80	44.20
7	1	2016	6	11	180	12.22	72	1,473	94	86	52.22	47.78
7	28	2016	5	15	180	12.22	73	1,473	94	86	52.22	47.78
7	29	2016	6	15	180	12.22	74	1,473	76	104	42.22	57.78
8	16	2016	3	16	180	12.22	75	1,473	93	87	51.67	48.33
8	20	2016	7	15	180	12.22	76	1,473	66	114	36.67	63.33
6	1	2016	4	14	179	12.15	77	1,473	90	89	50.28	49.72
6	26	2016	1	16	179	12.15	78	1,473	82	97	45.81	54.19
7	2	2016	7	11	179	12.15	79	1,473	75	104	41.90	58.10
7	28	2016	5	14	179	12.15	80	1,473	87	92	48.60	51.40
9	2	2016	6	12	179	12.15	81	1,473	105	74	58.66	41.34
6	27	2016	2	17	178	12.08	82	1,473	81	97	45.51	54.49
7	26	2016	3	16	178	12.08	83	1,473	82	96	46.07	53.93
8	13	2016	7	13	178	12.08	84	1,473	75	103	42.13	57.87
8	16	2016	3	12	178	12.08	85	1,473	92	86	51.69	48.31
5	13	2016	6	11	177	12.02	86	1,473	94	83	53.11	46.89
7	13	2016	4	13	177	12.02	87	1,473	89	88	50.28	49.72
7	21	2016	5	14	177	12.02	88	1,473	77	100	43.50	56.50
8	5	2016	6	16	177	12.02	89	1,473	84	93	47.46	52.54
8	14	2016	1	14	177	12.02	90	1,473	74	103	41.81	58.19
8	19	2016	6	13	177	12.02	91	1,473	86	91	48.59	51.41
5	7	2016	7	12	176	11.95	92	1,473	91	85	51.70	48.30
6	4	2016	7	12	176	11.95	93	1,473	79	97	44.89	55.11
7	28	2016	5	16	176	11.95	94	1,473	80	96	45.45	54.55
7	30	2016	7	16	176	11.95	95	1,473	79	97	44.89	55.11
8	12	2016	6	14	176	11.95	96	1,473	75	101	42.61	57.39
8	20	2016	7	14	176	11.95	97	1,473	67	109	38.07	61.93
5	20	2016	6	16	175	11.88	98	1,473	78	97	44.57	55.43
6	30	2016	5	18	175	11.88	99	1,473	72	103	41.14	58.86
7	5	2016	3	12	175	11.88	100	1,473	92	83	52.57	47.43
8	16	2016	3	13	175	11.88	101	1,473	78	97	44.57	55.43
11	12	2016	7	13	175	11.88	102	1,473	81	94	46.29	53.71
4	20	2016	4	16	174	11.81	103	1,473	68	106	39.08	60.92
6	5	2016	1	15	174	11.81	104	1,473	77	97	44.25	55.75
7	1	2016	6	14	174	11.81	105	1,473	77	97	44.25	55.75
7	5	2016	3	11	174	11.81	106	1,473	93	81	53.45	46.55
7	28	2016	5	17	174	11.81	107	1,473	81	93	46.55	53.45
9	13	2016	3	16	174	11.81	108	1,473	71	103	40.80	59.20
10	11	2016	3	16	174	11.81	109	1,473	76	98	43.68	56.32
6	29	2016	4	17	173	11.74	110	1,473	84	89	48.55	51.45
7	7	2016	5	14	173	11.74	111	1,473	88	85	50.87	49.13
8	2	2016	3	11	173	11.74	112	1,473	88	85	50.87	49.13
8	4	2016	5	17	173	11.74	113	1,473	77	96	44.51	55.49
8	23	2016	3	15	173	11.74	114	1,473	81	92	46.82	53.18
8	25	2016	5	15	173	11.74	115	1,473	84	89	48.55	51.45
9	9	2016	6	15	173	11.74	116	1,473	78	95	45.09	54.91
5	31	2016	3	13	172	11.68	117	1,473	73	99	42.44	57.56
6	6	2016	2	17	172	11.68	118	1,473	65	107	37.79	62.21

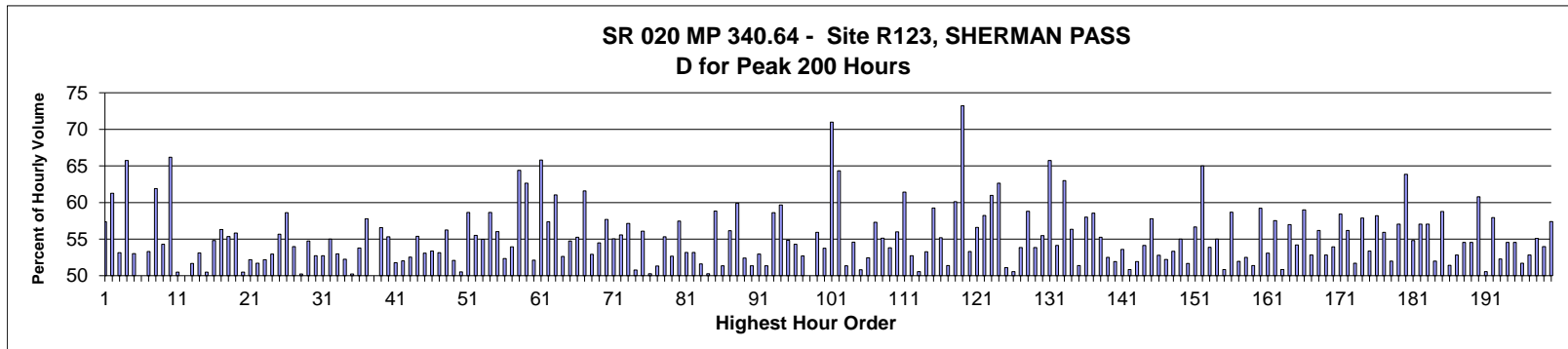
MO	DY	YR	DAY OF WK	HR	HR VOL	PERCENT OF AADT	HOUR NUMBER	AADT	NORTH VOLUME	SOUTH VOLUME	PERCENT NORTH IS OF TOTAL VOLUME	PERCENT SOUTH IS OF TOTAL VOLUME
6	29	2016	4	16	172	11.68	119	1,473	70	102	40.70	59.30
7	5	2016	3	13	172	11.68	120	1,473	84	88	48.84	51.16
10	21	2016	6	16	172	11.68	121	1,473	79	93	45.93	54.07
4	9	2016	7	15	171	11.61	122	1,473	84	87	49.12	50.88
5	7	2016	7	13	171	11.61	123	1,473	88	83	51.46	48.54
6	4	2016	7	18	171	11.61	124	1,473	101	70	59.06	40.94
7	5	2016	3	14	171	11.61	125	1,473	74	97	43.27	56.73
7	21	2016	5	13	171	11.61	126	1,473	84	87	49.12	50.88
7	29	2016	6	16	171	11.61	127	1,473	86	85	50.29	49.71
8	3	2016	4	16	171	11.61	128	1,473	82	89	47.95	52.05
8	5	2016	6	12	171	11.61	129	1,473	98	73	57.31	42.69
8	13	2016	7	16	171	11.61	130	1,473	89	82	52.05	47.95
8	16	2016	3	15	171	11.61	131	1,473	82	89	47.95	52.05
9	1	2016	5	12	171	11.61	132	1,473	85	86	49.71	50.29
9	30	2016	6	16	171	11.61	133	1,473	68	103	39.77	60.23
10	22	2016	7	15	171	11.61	134	1,473	95	76	55.56	44.44
4	8	2016	6	15	170	11.54	135	1,473	89	81	52.35	47.65
6	6	2016	2	18	170	11.54	136	1,473	64	106	37.65	62.35
6	17	2016	6	13	170	11.54	137	1,473	90	80	52.94	47.06
6	28	2016	3	13	170	11.54	138	1,473	80	90	47.06	52.94
6	28	2016	3	15	170	11.54	139	1,473	94	76	55.29	44.71
6	30	2016	5	15	170	11.54	140	1,473	73	97	42.94	57.06
7	2	2016	7	17	170	11.54	141	1,473	90	80	52.94	47.06
7	3	2016	1	14	170	11.54	142	1,473	76	94	44.71	55.29
7	6	2016	4	12	170	11.54	143	1,473	78	92	45.88	54.12
7	16	2016	7	15	170	11.54	144	1,473	77	93	45.29	54.71
7	23	2016	7	14	170	11.54	145	1,473	76	94	44.71	55.29
7	26	2016	3	17	170	11.54	146	1,473	61	109	35.88	64.12
8	17	2016	4	16	170	11.54	147	1,473	74	96	43.53	56.47
8	18	2016	5	17	170	11.54	148	1,473	63	107	37.06	62.94
9	3	2016	7	14	170	11.54	149	1,473	88	82	51.76	48.24
9	8	2016	5	15	170	11.54	150	1,473	89	81	52.35	47.65
6	4	2016	7	15	169	11.47	151	1,473	73	96	43.20	56.80
6	26	2016	1	15	169	11.47	152	1,473	56	113	33.14	66.86
7	9	2016	7	12	169	11.47	153	1,473	75	94	44.38	55.62
7	21	2016	5	17	169	11.47	154	1,473	67	102	39.64	60.36
7	30	2016	7	17	169	11.47	155	1,473	87	82	51.48	48.52
8	30	2016	3	17	169	11.47	156	1,473	74	95	43.79	56.21
9	2	2016	6	13	169	11.47	157	1,473	94	75	55.62	44.38
5	18	2016	4	17	168	11.41	158	1,473	66	102	39.29	60.71
6	3	2016	6	15	168	11.41	159	1,473	70	98	41.67	58.33
7	3	2016	1	12	168	11.41	160	1,473	66	102	39.29	60.71
7	14	2016	5	11	168	11.41	161	1,473	89	79	52.98	47.02
7	16	2016	7	13	168	11.41	162	1,473	90	78	53.57	46.43
7	30	2016	7	15	168	11.41	163	1,473	93	75	55.36	44.64
8	5	2016	6	13	168	11.41	164	1,473	73	95	43.45	56.55
8	19	2016	6	14	168	11.41	165	1,473	74	94	44.05	55.95
9	3	2016	7	13	168	11.41	166	1,473	90	78	53.57	46.43
9	24	2016	7	12	168	11.41	167	1,473	89	79	52.98	47.02
4	7	2016	5	16	167	11.34	168	1,473	87	80	52.10	47.90
4	9	2016	7	14	167	11.34	169	1,473	83	84	49.70	50.30



MO	DY	YR	DAY OF WK	HR	HR VOL	PERCENT OF AADT	HOUR NUMBER	AADT	NORTH VOLUME	SOUTH VOLUME	PERCENT NORTH IS OF TOTAL VOLUME	PERCENT SOUTH IS OF TOTAL VOLUME
5	26	2016	5	16	167	11.34	170	1,473	82	85	49.10	50.90
5	31	2016	3	12	167	11.34	171	1,473	88	79	52.69	47.31
5	31	2016	3	14	167	11.34	172	1,473	78	89	46.71	53.29
6	1	2016	4	16	167	11.34	173	1,473	80	87	47.90	52.10
6	21	2016	3	12	167	11.34	174	1,473	85	82	50.90	49.10
7	12	2016	3	12	167	11.34	175	1,473	91	76	54.49	45.51
7	12	2016	3	13	167	11.34	176	1,473	84	83	50.30	49.70
7	22	2016	6	13	167	11.34	177	1,473	85	82	50.90	49.10
8	9	2016	3	15	167	11.34	178	1,473	74	93	44.31	55.69
8	14	2016	1	13	167	11.34	179	1,473	65	102	38.92	61.08
4	16	2016	7	14	166	11.27	180	1,473	79	87	47.59	52.41
5	13	2016	6	9	166	11.27	181	1,473	89	77	53.61	46.39
6	17	2016	6	14	166	11.27	182	1,473	95	71	57.23	42.77
6	29	2016	4	15	166	11.27	183	1,473	73	93	43.98	56.02
7	2	2016	7	18	166	11.27	184	1,473	102	64	61.45	38.55
7	7	2016	5	13	166	11.27	185	1,473	86	80	51.81	48.19
7	13	2016	4	11	166	11.27	186	1,473	96	70	57.83	42.17
7	20	2016	4	16	166	11.27	187	1,473	75	91	45.18	54.82
7	26	2016	3	14	166	11.27	188	1,473	79	87	47.59	52.41
8	13	2016	7	12	166	11.27	189	1,473	75	91	45.18	54.82
9	2	2016	6	16	166	11.27	190	1,473	72	94	43.37	56.63
9	10	2016	7	14	166	11.27	191	1,473	89	77	53.61	46.39
11	22	2016	3	12	166	11.27	192	1,473	88	78	53.01	46.99
11	26	2016	7	12	166	11.27	193	1,473	84	82	50.60	49.40
4	7	2016	5	13	165	11.20	194	1,473	87	78	52.73	47.27
6	23	2016	5	16	165	11.20	195	1,473	86	79	52.12	47.88
7	22	2016	6	15	165	11.20	196	1,473	83	82	50.30	49.70
7	28	2016	5	18	165	11.20	197	1,473	68	97	41.21	58.79
8	6	2016	7	15	165	11.20	198	1,473	73	92	44.24	55.76
8	9	2016	3	12	165	11.20	199	1,473	93	72	56.36	43.64
8	23	2016	3	16	165	11.20	200	1,473	81	84	49.09	50.91



AADT= 1,651      K 30 FACTOR= 12.17      K 100 FACTOR= 11.27      K 200 FACTOR= 10.66      D 30 FACTOR= 52.74



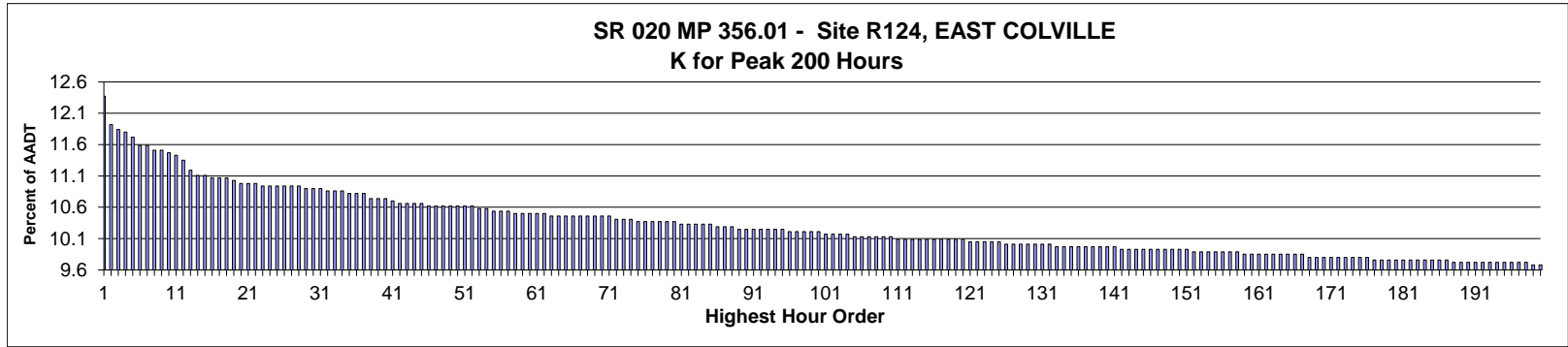
MO	DY	YR	DAY OF WK	HR	HR VOL	PERCENT OF AADT	HOUR NUMBER	AADT	EAST VOLUME	WEST VOLUME	PERCENT EAST IS OF TOTAL VOLUME	PERCENT WEST IS OF TOTAL VOLUME
6	27	2016	2	17	237	14.35	1	1,651	101	136	42.62	57.38
9	1	2016	5	12	222	13.45	2	1,651	136	86	61.26	38.74
9	2	2016	6	16	222	13.45	3	1,651	104	118	46.85	53.15
10	23	2016	1	15	219	13.26	4	1,651	144	75	65.75	34.25
7	1	2016	6	16	215	13.02	5	1,651	101	114	46.98	53.02
7	1	2016	6	14	214	12.96	6	1,651	107	107	50.00	50.00
10	14	2016	6	17	212	12.84	7	1,651	99	113	46.70	53.30
6	27	2016	2	15	210	12.72	8	1,651	130	80	61.90	38.10
7	5	2016	3	16	210	12.72	9	1,651	96	114	45.71	54.29
8	9	2016	3	11	210	12.72	10	1,651	139	71	66.19	33.81
8	12	2016	6	15	210	12.72	11	1,651	104	106	49.52	50.48
9	2	2016	6	15	210	12.72	12	1,651	105	105	50.00	50.00
7	5	2016	3	14	209	12.66	13	1,651	108	101	51.67	48.33
9	1	2016	5	14	209	12.66	14	1,651	111	98	53.11	46.89
7	1	2016	6	13	208	12.60	15	1,651	105	103	50.48	49.52
8	10	2016	4	13	208	12.60	16	1,651	114	94	54.81	45.19

MO	DY	YR	DAY OF WK	HR	HR VOL	PERCENT OF AADT	HOUR NUMBER	AADT	EAST VOLUME	WEST VOLUME	PERCENT EAST IS OF TOTAL VOLUME	PERCENT WEST IS OF TOTAL VOLUME
7	8	2016	6	16	206	12.48	17	1,651	90	116	43.69	56.31
7	29	2016	6	15	206	12.48	18	1,651	114	92	55.34	44.66
8	11	2016	5	15	206	12.48	19	1,651	115	91	55.83	44.17
9	1	2016	5	17	206	12.48	20	1,651	102	104	49.51	50.49
8	15	2016	2	15	205	12.42	21	1,651	107	98	52.20	47.80
8	15	2016	2	16	205	12.42	22	1,651	106	99	51.71	48.29
9	8	2016	5	16	205	12.42	23	1,651	107	98	52.20	47.80
8	19	2016	6	16	204	12.36	24	1,651	96	108	47.06	52.94
7	1	2016	6	12	203	12.30	25	1,651	113	90	55.67	44.33
7	17	2016	1	13	203	12.30	26	1,651	119	84	58.62	41.38
9	2	2016	6	14	202	12.24	27	1,651	93	109	46.04	53.96
5	27	2016	6	15	201	12.17	28	1,651	100	101	49.75	50.25
8	11	2016	5	14	201	12.17	29	1,651	91	110	45.27	54.73
9	1	2016	5	15	201	12.17	30	1,651	95	106	47.26	52.74
9	8	2016	5	14	201	12.17	31	1,651	106	95	52.74	47.26
7	17	2016	1	14	200	12.11	32	1,651	110	90	55.00	45.00
8	19	2016	6	14	200	12.11	33	1,651	94	106	47.00	53.00
7	1	2016	6	15	199	12.05	34	1,651	104	95	52.26	47.74
8	16	2016	3	17	199	12.05	35	1,651	100	99	50.25	49.75
8	19	2016	6	15	199	12.05	36	1,651	92	107	46.23	53.77
8	26	2016	6	14	199	12.05	37	1,651	115	84	57.79	42.21
8	8	2016	2	14	198	11.99	38	1,651	99	99	50.00	50.00
9	8	2016	5	17	198	11.99	39	1,651	112	86	56.57	43.43
7	20	2016	4	13	197	11.93	40	1,651	109	88	55.33	44.67
7	22	2016	6	14	197	11.93	41	1,651	95	102	48.22	51.78
7	15	2016	6	16	196	11.87	42	1,651	94	102	47.96	52.04
8	18	2016	5	17	196	11.87	43	1,651	103	93	52.55	47.45
7	29	2016	6	14	195	11.81	44	1,651	87	108	44.62	55.38
8	5	2016	6	15	194	11.75	45	1,651	91	103	46.91	53.09
6	17	2016	6	17	193	11.69	46	1,651	103	90	53.37	46.63
5	27	2016	6	14	192	11.63	47	1,651	90	102	46.88	53.13
7	14	2016	5	15	192	11.63	48	1,651	108	84	56.25	43.75
8	5	2016	6	11	192	11.63	49	1,651	100	92	52.08	47.92
8	26	2016	6	16	192	11.63	50	1,651	95	97	49.48	50.52
6	2	2016	5	17	191	11.57	51	1,651	112	79	58.64	41.36
7	5	2016	3	15	191	11.57	52	1,651	106	85	55.50	44.50
7	6	2016	4	16	191	11.57	53	1,651	105	86	54.97	45.03
7	14	2016	5	17	191	11.57	54	1,651	112	79	58.64	41.36
7	15	2016	6	17	191	11.57	55	1,651	107	84	56.02	43.98
8	5	2016	6	12	191	11.57	56	1,651	100	91	52.36	47.64
8	31	2016	4	15	191	11.57	57	1,651	103	88	53.93	46.07
10	21	2016	6	12	191	11.57	58	1,651	68	123	35.60	64.40
5	30	2016	2	13	190	11.51	59	1,651	119	71	62.63	37.37
7	3	2016	1	13	190	11.51	60	1,651	91	99	47.89	52.11
7	22	2016	6	12	190	11.51	61	1,651	125	65	65.79	34.21
7	29	2016	6	16	190	11.51	62	1,651	109	81	57.37	42.63
8	15	2016	2	12	190	11.51	63	1,651	116	74	61.05	38.95
8	18	2016	5	15	190	11.51	64	1,651	100	90	52.63	47.37
9	2	2016	6	13	190	11.51	65	1,651	104	86	54.74	45.26
10	21	2016	6	16	190	11.51	66	1,651	85	105	44.74	55.26
10	23	2016	1	13	190	11.51	67	1,651	117	73	61.58	38.42

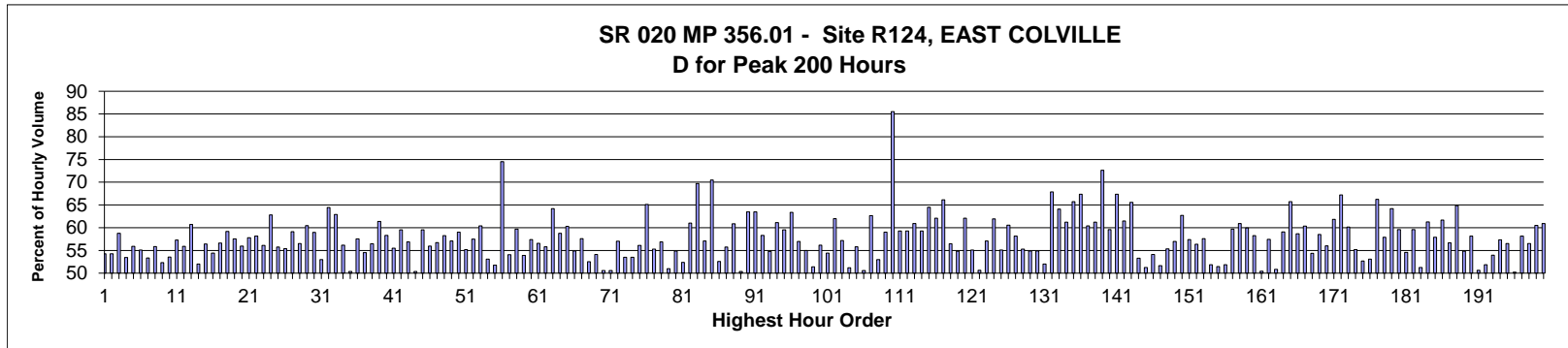
MO	DY	YR	DAY OF WK	HR	HR VOL	PERCENT OF AADT	HOUR NUMBER	AADT	EAST VOLUME	WEST VOLUME	PERCENT EAST IS OF TOTAL VOLUME	PERCENT WEST IS OF TOTAL VOLUME
5	28	2016	7	11	189	11.45	68	1,651	89	100	47.09	52.91
6	17	2016	6	15	189	11.45	69	1,651	103	86	54.50	45.50
6	17	2016	6	16	189	11.45	70	1,651	109	80	57.67	42.33
7	8	2016	6	15	189	11.45	71	1,651	85	104	44.97	55.03
7	26	2016	3	16	189	11.45	72	1,651	105	84	55.56	44.44
7	28	2016	5	11	189	11.45	73	1,651	81	108	42.86	57.14
7	29	2016	6	12	189	11.45	74	1,651	96	93	50.79	49.21
8	16	2016	3	15	189	11.45	75	1,651	106	83	56.08	43.92
8	24	2016	4	14	189	11.45	76	1,651	94	95	49.74	50.26
9	30	2016	6	13	189	11.45	77	1,651	97	92	51.32	48.68
6	30	2016	5	16	188	11.39	78	1,651	84	104	44.68	55.32
7	15	2016	6	15	188	11.39	79	1,651	89	99	47.34	52.66
7	20	2016	4	17	188	11.39	80	1,651	108	80	57.45	42.55
8	19	2016	6	13	188	11.39	81	1,651	100	88	53.19	46.81
9	5	2016	2	14	188	11.39	82	1,651	100	88	53.19	46.81
9	6	2016	3	11	188	11.39	83	1,651	97	91	51.60	48.40
7	7	2016	5	14	187	11.33	84	1,651	93	94	49.73	50.27
7	9	2016	7	16	187	11.33	85	1,651	77	110	41.18	58.82
8	2	2016	3	12	187	11.33	86	1,651	91	96	48.66	51.34
8	5	2016	6	14	187	11.33	87	1,651	105	82	56.15	43.85
8	9	2016	3	14	187	11.33	88	1,651	75	112	40.11	59.89
8	12	2016	6	13	187	11.33	89	1,651	98	89	52.41	47.59
8	25	2016	5	16	187	11.33	90	1,651	91	96	48.66	51.34
9	7	2016	4	15	187	11.33	91	1,651	99	88	52.94	47.06
9	15	2016	5	16	187	11.33	92	1,651	96	91	51.34	48.66
5	16	2016	2	17	186	11.27	93	1,651	109	77	58.60	41.40
6	17	2016	6	14	186	11.27	94	1,651	111	75	59.68	40.32
7	16	2016	7	15	186	11.27	95	1,651	102	84	54.84	45.16
8	4	2016	5	14	186	11.27	96	1,651	101	85	54.30	45.70
8	10	2016	4	17	186	11.27	97	1,651	88	98	47.31	52.69
8	26	2016	6	15	186	11.27	98	1,651	93	93	50.00	50.00
9	7	2016	4	17	186	11.27	99	1,651	104	82	55.91	44.09
9	30	2016	6	15	186	11.27	100	1,651	100	86	53.76	46.24
10	23	2016	1	16	186	11.27	101	1,651	132	54	70.97	29.03
7	1	2016	6	17	185	11.21	102	1,651	66	119	35.68	64.32
7	7	2016	5	15	185	11.21	103	1,651	95	90	51.35	48.65
7	15	2016	6	14	185	11.21	104	1,651	101	84	54.59	45.41
8	4	2016	5	13	185	11.21	105	1,651	91	94	49.19	50.81
8	11	2016	5	13	185	11.21	106	1,651	97	88	52.43	47.57
8	12	2016	6	14	185	11.21	107	1,651	79	106	42.70	57.30
8	26	2016	6	13	185	11.21	108	1,651	102	83	55.14	44.86
7	12	2016	3	13	184	11.14	109	1,651	99	85	53.80	46.20
7	13	2016	4	15	184	11.14	110	1,651	103	81	55.98	44.02
8	9	2016	3	12	184	11.14	111	1,651	113	71	61.41	38.59
8	9	2016	3	15	184	11.14	112	1,651	87	97	47.28	52.72
8	12	2016	6	16	184	11.14	113	1,651	93	91	50.54	49.46
9	9	2016	6	17	184	11.14	114	1,651	98	86	53.26	46.74
10	21	2016	6	15	184	11.14	115	1,651	75	109	40.76	59.24
7	13	2016	4	16	183	11.08	116	1,651	82	101	44.81	55.19
8	9	2016	3	17	183	11.08	117	1,651	89	94	48.63	51.37
10	21	2016	6	17	183	11.08	118	1,651	73	110	39.89	60.11

MO	DY	YR	DAY OF WK	HR	HR VOL	PERCENT OF AADT	HOUR NUMBER	AADT	EAST VOLUME	WEST VOLUME	PERCENT EAST IS OF TOTAL VOLUME	PERCENT WEST IS OF TOTAL VOLUME
10	23	2016	1	17	183	11.08	119	1,651	134	49	73.22	26.78
5	26	2016	5	17	182	11.02	120	1,651	97	85	53.30	46.70
6	21	2016	3	17	182	11.02	121	1,651	103	79	56.59	43.41
7	2	2016	7	15	182	11.02	122	1,651	76	106	41.76	58.24
7	5	2016	3	12	182	11.02	123	1,651	111	71	60.99	39.01
8	2	2016	3	15	182	11.02	124	1,651	114	68	62.64	37.36
8	10	2016	4	14	182	11.02	125	1,651	93	89	51.10	48.90
8	11	2016	5	16	182	11.02	126	1,651	92	90	50.55	49.45
8	16	2016	3	13	182	11.02	127	1,651	84	98	46.15	53.85
8	24	2016	4	13	182	11.02	128	1,651	107	75	58.79	41.21
8	24	2016	4	17	182	11.02	129	1,651	98	84	53.85	46.15
9	3	2016	7	12	182	11.02	130	1,651	81	101	44.51	55.49
5	27	2016	6	17	181	10.96	131	1,651	62	119	34.25	65.75
6	8	2016	4	17	181	10.96	132	1,651	98	83	54.14	45.86
6	18	2016	7	16	181	10.96	133	1,651	67	114	37.02	62.98
6	26	2016	1	13	181	10.96	134	1,651	102	79	56.35	43.65
6	29	2016	4	17	181	10.96	135	1,651	93	88	51.38	48.62
7	24	2016	1	13	181	10.96	136	1,651	105	76	58.01	41.99
8	3	2016	4	13	181	10.96	137	1,651	106	75	58.56	41.44
8	3	2016	4	16	181	10.96	138	1,651	100	81	55.25	44.75
8	18	2016	5	11	181	10.96	139	1,651	95	86	52.49	47.51
8	18	2016	5	14	181	10.96	140	1,651	94	87	51.93	48.07
8	23	2016	3	16	181	10.96	141	1,651	84	97	46.41	53.59
8	25	2016	5	15	181	10.96	142	1,651	89	92	49.17	50.83
9	2	2016	6	12	181	10.96	143	1,651	87	94	48.07	51.93
9	3	2016	7	11	181	10.96	144	1,651	83	98	45.86	54.14
6	30	2016	5	17	180	10.90	145	1,651	104	76	57.78	42.22
7	13	2016	4	13	180	10.90	146	1,651	85	95	47.22	52.78
7	21	2016	5	13	180	10.90	147	1,651	94	86	52.22	47.78
7	22	2016	6	15	180	10.90	148	1,651	84	96	46.67	53.33
7	22	2016	6	16	180	10.90	149	1,651	81	99	45.00	55.00
7	29	2016	6	11	180	10.90	150	1,651	93	87	51.67	48.33
8	16	2016	3	14	180	10.90	151	1,651	102	78	56.67	43.33
8	17	2016	4	11	180	10.90	152	1,651	117	63	65.00	35.00
8	17	2016	4	16	180	10.90	153	1,651	83	97	46.11	53.89
9	2	2016	6	17	180	10.90	154	1,651	81	99	45.00	55.00
5	6	2016	6	14	179	10.84	155	1,651	88	91	49.16	50.84
7	18	2016	2	17	179	10.84	156	1,651	105	74	58.66	41.34
8	1	2016	2	15	179	10.84	157	1,651	93	86	51.96	48.04
8	4	2016	5	17	179	10.84	158	1,651	85	94	47.49	52.51
8	17	2016	4	14	179	10.84	159	1,651	92	87	51.40	48.60
8	26	2016	6	12	179	10.84	160	1,651	106	73	59.22	40.78
9	1	2016	5	16	179	10.84	161	1,651	84	95	46.93	53.07
9	5	2016	2	12	179	10.84	162	1,651	103	76	57.54	42.46
9	23	2016	6	17	179	10.84	163	1,651	88	91	49.16	50.84
9	30	2016	6	14	179	10.84	164	1,651	102	77	56.98	43.02
9	30	2016	6	17	179	10.84	165	1,651	97	82	54.19	45.81
6	17	2016	6	10	178	10.78	166	1,651	105	73	58.99	41.01
6	30	2016	5	15	178	10.78	167	1,651	84	94	47.19	52.81
7	8	2016	6	12	178	10.78	168	1,651	100	78	56.18	43.82
7	8	2016	6	14	178	10.78	169	1,651	94	84	52.81	47.19

MO	DY	YR	DAY OF WK	HR	HR VOL	PERCENT OF AADT	HOUR NUMBER	AADT	EAST VOLUME	WEST VOLUME	PERCENT EAST IS OF TOTAL VOLUME	PERCENT WEST IS OF TOTAL VOLUME
7	19	2016	3	16	178	10.78	170	1,651	96	82	53.93	46.07
7	21	2016	5	17	178	10.78	171	1,651	104	74	58.43	41.57
7	28	2016	5	15	178	10.78	172	1,651	100	78	56.18	43.82
8	4	2016	5	15	178	10.78	173	1,651	92	86	51.69	48.31
8	16	2016	3	12	178	10.78	174	1,651	103	75	57.87	42.13
8	24	2016	4	16	178	10.78	175	1,651	83	95	46.63	53.37
5	2	2016	2	17	177	10.72	176	1,651	103	74	58.19	41.81
6	9	2016	5	17	177	10.72	177	1,651	99	78	55.93	44.07
6	24	2016	6	14	177	10.72	178	1,651	85	92	48.02	51.98
7	15	2016	6	11	177	10.72	179	1,651	101	76	57.06	42.94
7	17	2016	1	15	177	10.72	180	1,651	113	64	63.84	36.16
7	30	2016	7	12	177	10.72	181	1,651	80	97	45.20	54.80
8	11	2016	5	17	177	10.72	182	1,651	101	76	57.06	42.94
8	25	2016	5	14	177	10.72	183	1,651	101	76	57.06	42.94
8	31	2016	4	13	177	10.72	184	1,651	85	92	48.02	51.98
9	2	2016	6	11	177	10.72	185	1,651	104	73	58.76	41.24
9	5	2016	2	15	177	10.72	186	1,651	86	91	48.59	51.41
6	22	2016	4	17	176	10.66	187	1,651	93	83	52.84	47.16
6	30	2016	5	13	176	10.66	188	1,651	96	80	54.55	45.45
7	1	2016	6	11	176	10.66	189	1,651	96	80	54.55	45.45
7	5	2016	3	11	176	10.66	190	1,651	107	69	60.80	39.20
7	8	2016	6	13	176	10.66	191	1,651	87	89	49.43	50.57
7	12	2016	3	16	176	10.66	192	1,651	102	74	57.95	42.05
7	22	2016	6	17	176	10.66	193	1,651	84	92	47.73	52.27
7	23	2016	7	12	176	10.66	194	1,651	96	80	54.55	45.45
7	31	2016	1	13	176	10.66	195	1,651	96	80	54.55	45.45
8	18	2016	5	13	176	10.66	196	1,651	91	85	51.70	48.30
8	23	2016	3	13	176	10.66	197	1,651	93	83	52.84	47.16
8	25	2016	5	17	176	10.66	198	1,651	97	79	55.11	44.89
8	26	2016	6	11	176	10.66	199	1,651	95	81	53.98	46.02
9	3	2016	7	14	176	10.66	200	1,651	75	101	42.61	57.39



AADT= 2,458      K 30 FACTOR= 10.90      K 100 FACTOR= 10.21      K 200 FACTOR= 9.68      D 30 FACTOR= 58.96



MO	DY	YR	DAY OF WK	HR	HR VOL	PERCENT OF AADT	HOUR NUMBER	AADT	EAST VOLUME	WEST VOLUME	PERCENT EAST IS OF TOTAL VOLUME	PERCENT WEST IS OF TOTAL VOLUME
5	19	2016	5	17	304	12.37	1	2,458	165	139	54.28	45.72
6	1	2016	4	17	293	11.92	2	2,458	159	134	54.27	45.73
8	5	2016	6	17	291	11.84	3	2,458	171	120	58.76	41.24
6	8	2016	4	17	290	11.80	4	2,458	155	135	53.45	46.55
8	5	2016	6	18	288	11.72	5	2,458	161	127	55.90	44.10
5	10	2016	3	17	285	11.59	6	2,458	157	128	55.09	44.91
8	2	2016	3	17	285	11.59	7	2,458	152	133	53.33	46.67
6	23	2016	5	17	283	11.51	8	2,458	158	125	55.83	44.17
9	29	2016	5	17	283	11.51	9	2,458	148	135	52.30	47.70
5	25	2016	4	17	282	11.47	10	2,458	151	131	53.55	46.45
8	30	2016	3	17	281	11.43	11	2,458	161	120	57.30	42.70
5	5	2016	5	17	279	11.35	12	2,458	156	123	55.91	44.09
9	7	2016	4	17	275	11.19	13	2,458	167	108	60.73	39.27
5	17	2016	3	17	273	11.11	14	2,458	142	131	52.01	47.99
7	25	2016	2	17	273	11.11	15	2,458	154	119	56.41	43.59
5	3	2016	3	17	272	11.07	16	2,458	148	124	54.41	45.59

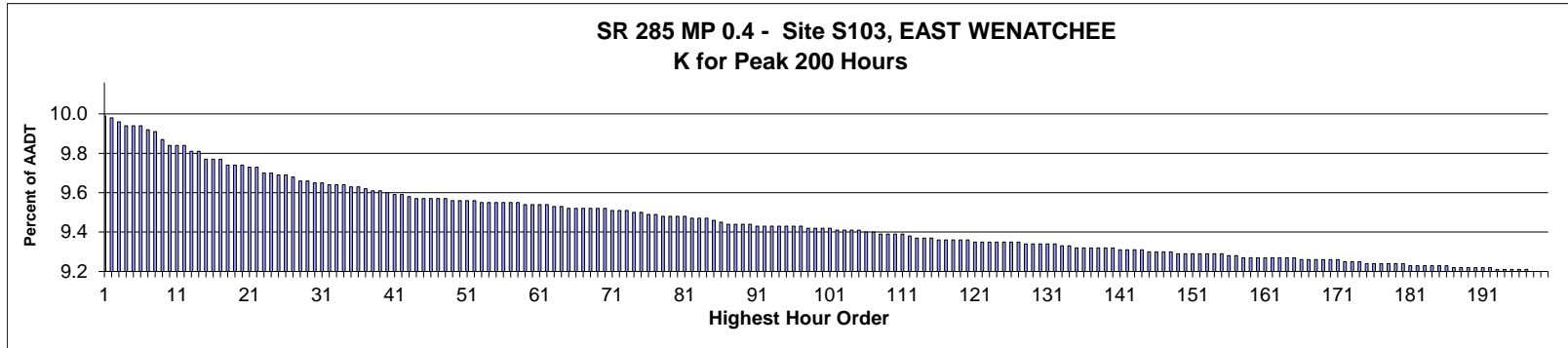
MO	DY	YR	DAY OF WK	HR	HR VOL	PERCENT OF AADT	HOUR NUMBER	AADT	EAST VOLUME	WEST VOLUME	PERCENT IS OF TOTAL VOLUME	PERCENT WEST IS OF TOTAL VOLUME
5	26	2016	5	17	272	11.07	17	2,458	154	118	56.62	43.38
6	9	2016	5	16	272	11.07	18	2,458	161	111	59.19	40.81
9	8	2016	5	17	271	11.03	19	2,458	156	115	57.56	42.44
7	28	2016	5	17	270	10.98	20	2,458	151	119	55.93	44.07
8	17	2016	4	17	270	10.98	21	2,458	156	114	57.78	42.22
10	12	2016	4	17	270	10.98	22	2,458	157	113	58.15	41.85
5	4	2016	4	17	269	10.94	23	2,458	151	118	56.13	43.87
5	20	2016	6	17	269	10.94	24	2,458	169	100	62.83	37.17
7	20	2016	4	17	269	10.94	25	2,458	150	119	55.76	44.24
8	10	2016	4	17	269	10.94	26	2,458	149	120	55.39	44.61
8	22	2016	2	17	269	10.94	27	2,458	159	110	59.11	40.89
8	31	2016	4	17	269	10.94	28	2,458	152	117	56.51	43.49
3	30	2016	4	17	268	10.90	29	2,458	162	106	60.45	39.55
8	1	2016	2	17	268	10.90	30	2,458	158	110	58.96	41.04
9	15	2016	5	17	268	10.90	31	2,458	142	126	52.99	47.01
6	3	2016	6	18	267	10.86	32	2,458	172	95	64.42	35.58
6	4	2016	7	13	267	10.86	33	2,458	168	99	62.92	37.08
7	19	2016	3	17	267	10.86	34	2,458	150	117	56.18	43.82
4	28	2016	5	17	266	10.82	35	2,458	132	134	49.62	50.38
5	24	2016	3	17	266	10.82	36	2,458	153	113	57.52	42.48
6	9	2016	5	17	266	10.82	37	2,458	145	121	54.51	45.49
6	2	2016	5	17	264	10.74	38	2,458	149	115	56.44	43.56
7	18	2016	2	17	264	10.74	39	2,458	162	102	61.36	38.64
9	22	2016	5	17	264	10.74	40	2,458	154	110	58.33	41.67
5	11	2016	4	17	263	10.70	41	2,458	146	117	55.51	44.49
5	9	2016	2	17	262	10.66	42	2,458	156	106	59.54	40.46
6	6	2016	2	17	262	10.66	43	2,458	149	113	56.87	43.13
6	17	2016	6	14	262	10.66	44	2,458	132	130	50.38	49.62
10	25	2016	3	17	262	10.66	45	2,458	156	106	59.54	40.46
4	26	2016	3	17	261	10.62	46	2,458	146	115	55.94	44.06
5	12	2016	5	17	261	10.62	47	2,458	148	113	56.70	43.30
7	14	2016	5	17	261	10.62	48	2,458	152	109	58.24	41.76
8	3	2016	4	17	261	10.62	49	2,458	149	112	57.09	42.91
9	13	2016	3	17	261	10.62	50	2,458	154	107	59.00	41.00
9	14	2016	4	17	261	10.62	51	2,458	144	117	55.17	44.83
10	11	2016	3	17	261	10.62	52	2,458	150	111	57.47	42.53
8	9	2016	3	17	260	10.58	53	2,458	157	103	60.38	39.62
12	6	2016	3	17	260	10.58	54	2,458	138	122	53.08	46.92
7	5	2016	3	17	259	10.54	55	2,458	134	125	51.74	48.26
7	16	2016	7	10	259	10.54	56	2,458	66	193	25.48	74.52
10	11	2016	3	16	259	10.54	57	2,458	140	119	54.05	45.95
6	17	2016	6	17	258	10.50	58	2,458	154	104	59.69	40.31
6	21	2016	3	17	258	10.50	59	2,458	139	119	53.88	46.12
6	30	2016	5	17	258	10.50	60	2,458	148	110	57.36	42.64
7	12	2016	3	17	258	10.50	61	2,458	146	112	56.59	43.41
8	4	2016	5	17	258	10.50	62	2,458	144	114	55.81	44.19
5	17	2016	3	18	257	10.46	63	2,458	165	92	64.20	35.80
5	20	2016	6	16	257	10.46	64	2,458	151	106	58.75	41.25
6	13	2016	2	17	257	10.46	65	2,458	155	102	60.31	39.69
6	14	2016	3	17	257	10.46	66	2,458	141	116	54.86	45.14
7	11	2016	2	17	257	10.46	67	2,458	148	109	57.59	42.41



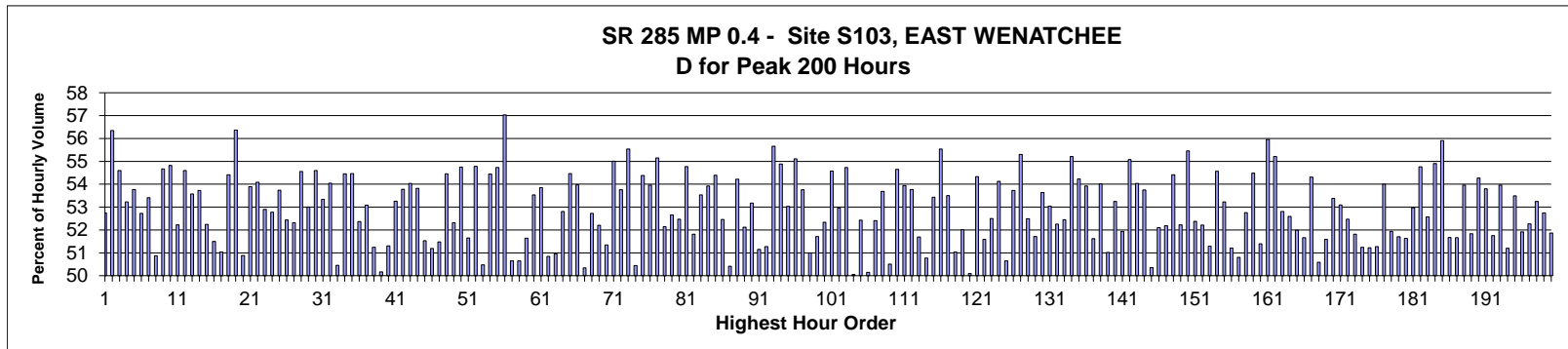
MO	DY	YR	DAY OF WK	HR	HR VOL	PERCENT OF AADT	HOUR NUMBER	AADT	EAST VOLUME	WEST VOLUME	PERCENT IS OF TOTAL VOLUME	PERCENT WEST IS OF TOTAL VOLUME
7	21	2016	5	13	257	10.46	68	2,458	122	135	47.47	52.53
7	29	2016	6	12	257	10.46	69	2,458	118	139	45.91	54.09
8	4	2016	5	12	257	10.46	70	2,458	130	127	50.58	49.42
8	29	2016	2	17	257	10.46	71	2,458	130	127	50.58	49.42
8	5	2016	6	16	256	10.41	72	2,458	146	110	57.03	42.97
10	3	2016	2	17	256	10.41	73	2,458	137	119	53.52	46.48
10	31	2016	2	17	256	10.41	74	2,458	137	119	53.52	46.48
5	6	2016	6	17	255	10.37	75	2,458	143	112	56.08	43.92
6	4	2016	7	11	255	10.37	76	2,458	89	166	34.90	65.10
7	7	2016	5	17	255	10.37	77	2,458	141	114	55.29	44.71
7	27	2016	4	17	255	10.37	78	2,458	145	110	56.86	43.14
8	11	2016	5	17	255	10.37	79	2,458	125	130	49.02	50.98
12	1	2016	5	17	255	10.37	80	2,458	140	115	54.90	45.10
6	3	2016	6	15	254	10.33	81	2,458	133	121	52.36	47.64
7	22	2016	6	16	254	10.33	82	2,458	155	99	61.02	38.98
8	11	2016	5	18	254	10.33	83	2,458	177	77	69.69	30.31
10	6	2016	5	17	254	10.33	84	2,458	145	109	57.09	42.91
10	19	2016	4	18	254	10.33	85	2,458	179	75	70.47	29.53
6	10	2016	6	13	253	10.29	86	2,458	133	120	52.57	47.43
7	21	2016	5	17	253	10.29	87	2,458	141	112	55.73	44.27
10	3	2016	2	16	253	10.29	88	2,458	154	99	60.87	39.13
4	19	2016	3	17	252	10.25	89	2,458	127	125	50.40	49.60
5	31	2016	3	18	252	10.25	90	2,458	160	92	63.49	36.51
6	15	2016	4	18	252	10.25	91	2,458	160	92	63.49	36.51
8	3	2016	4	18	252	10.25	92	2,458	147	105	58.33	41.67
8	24	2016	4	17	252	10.25	93	2,458	138	114	54.76	45.24
9	2	2016	6	16	252	10.25	94	2,458	154	98	61.11	38.89
9	15	2016	5	16	252	10.25	95	2,458	150	102	59.52	40.48
5	18	2016	4	17	251	10.21	96	2,458	159	92	63.35	36.65
6	1	2016	4	15	251	10.21	97	2,458	143	108	56.97	43.03
6	6	2016	2	15	251	10.21	98	2,458	113	138	45.02	54.98
8	6	2016	7	12	251	10.21	99	2,458	129	122	51.39	48.61
9	21	2016	4	17	251	10.21	100	2,458	141	110	56.18	43.82
6	30	2016	5	12	250	10.17	101	2,458	136	114	54.40	45.60
7	2	2016	7	13	250	10.17	102	2,458	155	95	62.00	38.00
8	12	2016	6	17	250	10.17	103	2,458	143	107	57.20	42.80
8	22	2016	2	13	250	10.17	104	2,458	122	128	48.80	51.20
5	12	2016	5	18	249	10.13	105	2,458	139	110	55.82	44.18
5	31	2016	3	17	249	10.13	106	2,458	126	123	50.60	49.40
6	21	2016	3	18	249	10.13	107	2,458	156	93	62.65	37.35
8	19	2016	6	15	249	10.13	108	2,458	132	117	53.01	46.99
9	8	2016	5	18	249	10.13	109	2,458	147	102	59.04	40.96
12	9	2016	6	8	249	10.13	110	2,458	36	213	14.46	85.54
5	19	2016	5	18	248	10.09	111	2,458	147	101	59.27	40.73
5	27	2016	6	17	248	10.09	112	2,458	147	101	59.27	40.73
7	5	2016	3	16	248	10.09	113	2,458	151	97	60.89	39.11
7	21	2016	5	18	248	10.09	114	2,458	147	101	59.27	40.73
8	12	2016	6	18	248	10.09	115	2,458	160	88	64.52	35.48
8	23	2016	3	18	248	10.09	116	2,458	154	94	62.10	37.90
8	31	2016	4	18	248	10.09	117	2,458	164	84	66.13	33.87
9	13	2016	3	16	248	10.09	118	2,458	140	108	56.45	43.55

MO	DY	YR	DAY OF WK	HR	HR VOL	PERCENT OF AADT	HOUR NUMBER	AADT	EAST VOLUME	WEST VOLUME	PERCENT EAST IS OF TOTAL VOLUME	PERCENT WEST IS OF TOTAL VOLUME
9	27	2016	3	17	248	10.09	119	2,458	136	112	54.84	45.16
10	18	2016	3	17	248	10.09	120	2,458	154	94	62.10	37.90
6	24	2016	6	15	247	10.05	121	2,458	136	111	55.06	44.94
7	6	2016	4	17	247	10.05	122	2,458	122	125	49.39	50.61
7	28	2016	5	16	247	10.05	123	2,458	141	106	57.09	42.91
7	31	2016	1	13	247	10.05	124	2,458	153	94	61.94	38.06
8	13	2016	7	12	247	10.05	125	2,458	111	136	44.94	55.06
5	2	2016	2	17	246	10.01	126	2,458	149	97	60.57	39.43
6	15	2016	4	17	246	10.01	127	2,458	143	103	58.13	41.87
6	23	2016	5	12	246	10.01	128	2,458	136	110	55.28	44.72
7	15	2016	6	17	246	10.01	129	2,458	135	111	54.88	45.12
8	12	2016	6	12	246	10.01	130	2,458	111	135	45.12	54.88
9	9	2016	6	12	246	10.01	131	2,458	128	118	52.03	47.97
10	4	2016	3	18	246	10.01	132	2,458	167	79	67.89	32.11
3	31	2016	5	17	245	9.97	133	2,458	157	88	64.08	35.92
5	10	2016	3	16	245	9.97	134	2,458	150	95	61.22	38.78
6	2	2016	5	16	245	9.97	135	2,458	161	84	65.71	34.29
6	8	2016	4	16	245	9.97	136	2,458	165	80	67.35	32.65
7	27	2016	4	18	245	9.97	137	2,458	148	97	60.41	39.59
9	7	2016	4	16	245	9.97	138	2,458	150	95	61.22	38.78
9	12	2016	2	18	245	9.97	139	2,458	178	67	72.65	27.35
9	16	2016	6	17	245	9.97	140	2,458	146	99	59.59	40.41
9	20	2016	3	18	245	9.97	141	2,458	165	80	67.35	32.65
5	26	2016	5	16	244	9.93	142	2,458	150	94	61.48	38.52
6	1	2016	4	18	244	9.93	143	2,458	160	84	65.57	34.43
6	30	2016	5	14	244	9.93	144	2,458	114	130	46.72	53.28
7	7	2016	5	14	244	9.93	145	2,458	125	119	51.23	48.77
7	18	2016	2	12	244	9.93	146	2,458	112	132	45.90	54.10
7	31	2016	1	11	244	9.93	147	2,458	126	118	51.64	48.36
8	5	2016	6	14	244	9.93	148	2,458	135	109	55.33	44.67
8	18	2016	5	17	244	9.93	149	2,458	139	105	56.97	43.03
8	19	2016	6	17	244	9.93	150	2,458	153	91	62.70	37.30
9	28	2016	4	17	244	9.93	151	2,458	140	104	57.38	42.62
4	12	2016	3	17	243	9.89	152	2,458	137	106	56.38	43.62
4	25	2016	2	17	243	9.89	153	2,458	140	103	57.61	42.39
7	5	2016	3	14	243	9.89	154	2,458	126	117	51.85	48.15
7	7	2016	5	12	243	9.89	155	2,458	118	125	48.56	51.44
7	11	2016	2	13	243	9.89	156	2,458	117	126	48.15	51.85
8	23	2016	3	17	243	9.89	157	2,458	145	98	59.67	40.33
9	15	2016	5	18	243	9.89	158	2,458	148	95	60.91	39.09
1	14	2016	5	17	242	9.85	159	2,458	145	97	59.92	40.08
5	24	2016	3	16	242	9.85	160	2,458	141	101	58.26	41.74
6	3	2016	6	14	242	9.85	161	2,458	122	120	50.41	49.59
6	22	2016	4	17	242	9.85	162	2,458	139	103	57.44	42.56
8	5	2016	6	13	242	9.85	163	2,458	123	119	50.83	49.17
8	25	2016	5	16	242	9.85	164	2,458	143	99	59.09	40.91
9	8	2016	5	16	242	9.85	165	2,458	159	83	65.70	34.30
10	10	2016	2	17	242	9.85	166	2,458	142	100	58.68	41.32
11	10	2016	5	17	242	9.85	167	2,458	146	96	60.33	39.67
5	6	2016	6	10	241	9.80	168	2,458	110	131	45.64	54.36
8	2	2016	3	16	241	9.80	169	2,458	141	100	58.51	41.49

MO	DY	YR	DAY OF WK	HR	HR VOL	PERCENT OF AADT	HOUR NUMBER	AADT	EAST VOLUME	WEST VOLUME	PERCENT EAST IS OF TOTAL VOLUME	PERCENT WEST IS OF TOTAL VOLUME
8	21	2016	1	13	241	9.80	170	2,458	135	106	56.02	43.98
9	6	2016	3	17	241	9.80	171	2,458	149	92	61.83	38.17
9	6	2016	3	18	241	9.80	172	2,458	162	79	67.22	32.78
9	20	2016	3	16	241	9.80	173	2,458	145	96	60.17	39.83
9	20	2016	3	17	241	9.80	174	2,458	133	108	55.19	44.81
9	26	2016	2	17	241	9.80	175	2,458	127	114	52.70	47.30
12	15	2016	5	17	241	9.80	176	2,458	128	113	53.11	46.89
4	19	2016	3	16	240	9.76	177	2,458	159	81	66.25	33.75
5	10	2016	3	18	240	9.76	178	2,458	139	101	57.92	42.08
6	4	2016	7	15	240	9.76	179	2,458	154	86	64.17	35.83
6	30	2016	5	18	240	9.76	180	2,458	143	97	59.58	40.42
7	5	2016	3	12	240	9.76	181	2,458	109	131	45.42	54.58
8	3	2016	4	16	240	9.76	182	2,458	143	97	59.58	40.42
8	18	2016	5	14	240	9.76	183	2,458	117	123	48.75	51.25
9	9	2016	6	17	240	9.76	184	2,458	147	93	61.25	38.75
10	13	2016	5	17	240	9.76	185	2,458	139	101	57.92	42.08
10	26	2016	4	17	240	9.76	186	2,458	148	92	61.67	38.33
11	14	2016	2	17	240	9.76	187	2,458	136	104	56.67	43.33
5	13	2016	6	16	239	9.72	188	2,458	155	84	64.85	35.15
6	24	2016	6	13	239	9.72	189	2,458	131	108	54.81	45.19
7	6	2016	4	16	239	9.72	190	2,458	139	100	58.16	41.84
7	22	2016	6	14	239	9.72	191	2,458	118	121	49.37	50.63
7	25	2016	2	12	239	9.72	192	2,458	124	115	51.88	48.12
7	26	2016	3	17	239	9.72	193	2,458	129	110	53.97	46.03
7	29	2016	6	15	239	9.72	194	2,458	137	102	57.32	42.68
8	9	2016	3	16	239	9.72	195	2,458	135	104	56.49	43.51
8	12	2016	6	15	239	9.72	196	2,458	119	120	49.79	50.21
9	1	2016	5	17	239	9.72	197	2,458	139	100	58.16	41.84
10	5	2016	4	17	239	9.72	198	2,458	135	104	56.49	43.51
4	1	2016	6	16	238	9.68	199	2,458	144	94	60.50	39.50
5	2	2016	2	16	238	9.68	200	2,458	145	93	60.92	39.08



AADT= 54,389      K 30 FACTOR= 9.69      K 100 FACTOR= 9.46      K 200 FACTOR= 9.24      D 30 FACTOR= 54.60



MO	DY	YR	DAY OF WK	HR	HR VOL	PERCENT OF AADT	HOUR NUMBER	AADT	NORTH VOLUME	SOUTH VOLUME	PERCENT NORTH IS OF TOTAL VOLUME	PERCENT SOUTH IS OF TOTAL VOLUME
6	3	2016	6	18	5,454	10.03	1	54,389	2,877	2,577	52.75	47.25
9	6	2016	3	18	5,450	10.02	2	54,389	2,379	3,071	43.65	56.35
10	31	2016	2	18	5,440	10.00	3	54,389	2,470	2,970	45.40	54.60
5	5	2016	5	18	5,429	9.98	4	54,389	2,539	2,890	46.77	53.23
9	21	2016	4	18	5,427	9.98	5	54,389	2,509	2,918	46.23	53.77
10	12	2016	4	18	5,427	9.98	6	54,389	2,566	2,861	47.28	52.72
4	14	2016	5	18	5,415	9.96	7	54,389	2,523	2,892	46.59	53.41
5	5	2016	5	17	5,412	9.95	8	54,389	2,659	2,753	49.13	50.87
4	20	2016	4	18	5,392	9.91	9	54,389	2,444	2,948	45.33	54.67
6	2	2016	5	18	5,372	9.88	10	54,389	2,427	2,945	45.18	54.82
9	30	2016	6	18	5,372	9.88	11	54,389	2,567	2,805	47.78	52.22
10	25	2016	3	18	5,372	9.88	12	54,389	2,439	2,933	45.40	54.60
5	10	2016	3	18	5,359	9.85	13	54,389	2,488	2,871	46.43	53.57
10	11	2016	3	18	5,355	9.85	14	54,389	2,478	2,877	46.27	53.73
9	20	2016	3	18	5,335	9.81	15	54,389	2,548	2,787	47.76	52.24
6	3	2016	6	17	5,334	9.81	16	54,389	2,747	2,587	51.50	48.50

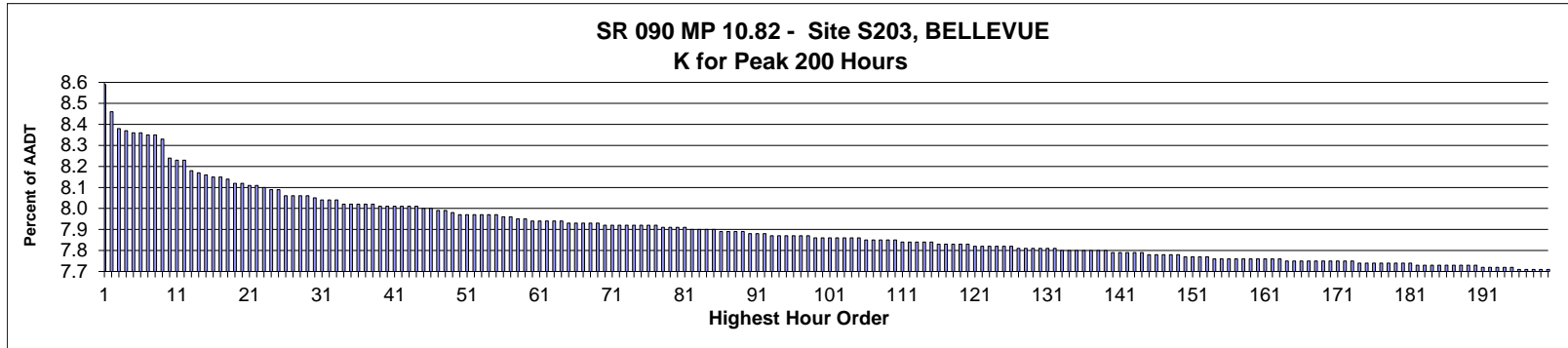
MO	DY	YR	DAY OF WK	HR	HR VOL	PERCENT OF AADT	HOUR NUMBER	AADT	NORTH VOLUME	SOUTH VOLUME	PERCENT NORTH IS OF TOTAL VOLUME	PERCENT SOUTH IS OF TOTAL VOLUME
12	2	2016	6	16	5,333	9.81	17	54,389	2,611	2,722	48.96	51.04
10	4	2016	3	18	5,321	9.78	18	54,389	2,426	2,895	45.59	54.41
5	26	2016	5	18	5,320	9.78	19	54,389	2,321	2,999	43.63	56.37
9	30	2016	6	17	5,318	9.78	20	54,389	2,612	2,706	49.12	50.88
10	5	2016	4	18	5,316	9.77	21	54,389	2,451	2,865	46.11	53.89
3	24	2016	5	18	5,313	9.77	22	54,389	2,439	2,874	45.91	54.09
9	28	2016	4	18	5,299	9.74	23	54,389	2,496	2,803	47.10	52.90
10	19	2016	4	18	5,296	9.74	24	54,389	2,501	2,795	47.22	52.78
10	6	2016	5	18	5,294	9.73	25	54,389	2,449	2,845	46.26	53.74
10	18	2016	3	18	5,294	9.73	26	54,389	2,518	2,776	47.56	52.44
5	6	2016	6	16	5,285	9.72	27	54,389	2,520	2,765	47.68	52.32
4	28	2016	5	18	5,275	9.70	28	54,389	2,397	2,878	45.44	54.56
4	12	2016	3	18	5,274	9.70	29	54,389	2,479	2,795	47.00	53.00
9	7	2016	4	18	5,273	9.69	30	54,389	2,394	2,879	45.40	54.60
5	4	2016	4	18	5,270	9.69	31	54,389	2,459	2,811	46.66	53.34
10	13	2016	5	18	5,265	9.68	32	54,389	2,420	2,845	45.96	54.04
11	4	2016	6	17	5,265	9.68	33	54,389	2,609	2,656	49.55	50.45
5	24	2016	3	18	5,264	9.68	34	54,389	2,398	2,866	45.55	54.45
5	31	2016	3	18	5,259	9.67	35	54,389	2,395	2,864	45.54	54.46
11	1	2016	3	18	5,259	9.67	36	54,389	2,505	2,754	47.63	52.37
5	3	2016	3	18	5,256	9.66	37	54,389	2,466	2,790	46.92	53.08
5	24	2016	3	17	5,250	9.65	38	54,389	2,560	2,690	48.76	51.24
4	29	2016	6	17	5,246	9.65	39	54,389	2,614	2,632	49.83	50.17
3	18	2016	6	16	5,244	9.64	40	54,389	2,554	2,690	48.70	51.30
5	25	2016	4	17	5,238	9.63	41	54,389	2,448	2,790	46.74	53.26
7	6	2016	4	18	5,238	9.63	42	54,389	2,421	2,817	46.22	53.78
5	19	2016	5	18	5,230	9.62	43	54,389	2,404	2,826	45.97	54.03
9	29	2016	5	18	5,227	9.61	44	54,389	2,414	2,813	46.18	53.82
4	15	2016	6	16	5,226	9.61	45	54,389	2,533	2,693	48.47	51.53
4	15	2016	6	17	5,226	9.61	46	54,389	2,551	2,675	48.81	51.19
3	25	2016	6	16	5,225	9.61	47	54,389	2,535	2,690	48.52	51.48
10	20	2016	5	18	5,225	9.61	48	54,389	2,380	2,845	45.55	54.45
9	6	2016	3	17	5,224	9.60	49	54,389	2,491	2,733	47.68	52.32
6	1	2016	4	18	5,222	9.60	50	54,389	2,363	2,859	45.25	54.75
10	28	2016	6	18	5,220	9.60	51	54,389	2,524	2,696	48.35	51.65
11	3	2016	5	18	5,219	9.60	52	54,389	2,360	2,859	45.22	54.78
4	29	2016	6	16	5,217	9.59	53	54,389	2,584	2,633	49.53	50.47
5	11	2016	4	18	5,215	9.59	54	54,389	2,376	2,839	45.56	54.44
5	25	2016	4	18	5,215	9.59	55	54,389	2,361	2,854	45.27	54.73
8	30	2016	3	18	5,215	9.59	56	54,389	2,241	2,974	42.97	57.03
3	4	2016	6	16	5,214	9.59	57	54,389	2,573	2,641	49.35	50.65
11	18	2016	6	17	5,214	9.59	58	54,389	2,573	2,641	49.35	50.65
10	7	2016	6	18	5,213	9.58	59	54,389	2,521	2,692	48.36	51.64
9	22	2016	5	18	5,212	9.58	60	54,389	2,422	2,790	46.47	53.53
6	8	2016	4	18	5,211	9.58	61	54,389	2,405	2,806	46.15	53.85
10	7	2016	6	17	5,210	9.58	62	54,389	2,561	2,649	49.16	50.84
11	1	2016	3	17	5,206	9.57	63	54,389	2,553	2,653	49.04	50.96
4	28	2016	5	17	5,205	9.57	64	54,389	2,456	2,749	47.19	52.81
9	1	2016	5	18	5,202	9.56	65	54,389	2,369	2,833	45.54	54.46
4	21	2016	5	18	5,201	9.56	66	54,389	2,394	2,807	46.03	53.97
12	2	2016	6	17	5,201	9.56	67	54,389	2,583	2,618	49.66	50.34

MO	DY	YR	DAY OF WK	HR	HR VOL	PERCENT OF AADT	HOUR NUMBER	AADT	NORTH VOLUME	SOUTH VOLUME	PERCENT NORTH IS OF TOTAL VOLUME	PERCENT SOUTH IS OF TOTAL VOLUME
3	16	2016	4	18	5,200	9.56	68	54,389	2,458	2,742	47.27	52.73
9	14	2016	4	18	5,199	9.56	69	54,389	2,485	2,714	47.80	52.20
11	18	2016	6	16	5,197	9.56	70	54,389	2,529	2,668	48.66	51.34
5	23	2016	2	18	5,194	9.55	71	54,389	2,337	2,857	44.99	55.01
4	13	2016	4	18	5,193	9.55	72	54,389	2,401	2,792	46.24	53.76
9	8	2016	5	18	5,193	9.55	73	54,389	2,309	2,884	44.46	55.54
4	22	2016	6	17	5,188	9.54	74	54,389	2,617	2,571	50.44	49.56
9	15	2016	5	18	5,186	9.54	75	54,389	2,366	2,820	45.62	54.38
4	27	2016	4	18	5,185	9.53	76	54,389	2,387	2,798	46.04	53.96
9	13	2016	3	18	5,182	9.53	77	54,389	2,324	2,858	44.85	55.15
4	1	2016	6	17	5,180	9.52	78	54,389	2,479	2,701	47.86	52.14
6	10	2016	6	18	5,179	9.52	79	54,389	2,452	2,727	47.35	52.65
5	11	2016	4	17	5,178	9.52	80	54,389	2,461	2,717	47.53	52.47
7	7	2016	5	18	5,178	9.52	81	54,389	2,342	2,836	45.23	54.77
4	15	2016	6	18	5,175	9.51	82	54,389	2,494	2,681	48.19	51.81
9	27	2016	3	18	5,173	9.51	83	54,389	2,404	2,769	46.47	53.53
9	2	2016	6	16	5,171	9.51	84	54,389	2,383	2,788	46.08	53.92
5	2	2016	2	18	5,166	9.50	85	54,389	2,356	2,810	45.61	54.39
4	29	2016	6	18	5,164	9.49	86	54,389	2,455	2,709	47.54	52.46
10	3	2016	2	17	5,158	9.48	87	54,389	2,558	2,600	49.59	50.41
7	13	2016	4	18	5,157	9.48	88	54,389	2,361	2,796	45.78	54.22
10	31	2016	2	17	5,157	9.48	89	54,389	2,469	2,688	47.88	52.12
10	6	2016	5	17	5,156	9.48	90	54,389	2,414	2,742	46.82	53.18
4	1	2016	6	16	5,153	9.47	91	54,389	2,517	2,636	48.85	51.15
9	30	2016	6	16	5,153	9.47	92	54,389	2,511	2,642	48.73	51.27
4	26	2016	3	18	5,151	9.47	93	54,389	2,284	2,867	44.34	55.66
8	3	2016	4	18	5,151	9.47	94	54,389	2,324	2,827	45.12	54.88
4	14	2016	5	17	5,150	9.47	95	54,389	2,419	2,731	46.97	53.03
5	12	2016	5	18	5,150	9.47	96	54,389	2,312	2,838	44.89	55.11
6	22	2016	4	18	5,149	9.47	97	54,389	2,381	2,768	46.24	53.76
5	12	2016	5	17	5,147	9.46	98	54,389	2,522	2,625	49.00	51.00
11	10	2016	5	17	5,146	9.46	99	54,389	2,485	2,661	48.29	51.71
6	2	2016	5	17	5,145	9.46	100	54,389	2,452	2,693	47.66	52.34
11	2	2016	4	18	5,143	9.46	101	54,389	2,336	2,807	45.42	54.58
5	27	2016	6	17	5,140	9.45	102	54,389	2,418	2,722	47.04	52.96
10	3	2016	2	18	5,140	9.45	103	54,389	2,327	2,813	45.27	54.73
4	19	2016	3	17	5,139	9.45	104	54,389	2,572	2,567	50.05	49.95
10	17	2016	2	18	5,138	9.45	105	54,389	2,444	2,694	47.57	52.43
5	3	2016	3	17	5,137	9.44	106	54,389	2,561	2,576	49.85	50.15
10	28	2016	6	17	5,135	9.44	107	54,389	2,444	2,691	47.59	52.41
3	15	2016	3	18	5,131	9.43	108	54,389	2,376	2,755	46.31	53.69
4	20	2016	4	17	5,129	9.43	109	54,389	2,539	2,590	49.50	50.50
6	23	2016	5	18	5,129	9.43	110	54,389	2,326	2,803	45.35	54.65
10	24	2016	2	18	5,128	9.43	111	54,389	2,362	2,766	46.06	53.94
3	3	2016	5	18	5,122	9.42	112	54,389	2,368	2,754	46.23	53.77
4	13	2016	4	17	5,117	9.41	113	54,389	2,472	2,645	48.31	51.69
5	4	2016	4	17	5,117	9.41	114	54,389	2,519	2,598	49.23	50.77
8	31	2016	4	18	5,117	9.41	115	54,389	2,383	2,734	46.57	53.43
12	1	2016	5	18	5,115	9.40	116	54,389	2,274	2,841	44.46	55.54
4	19	2016	3	18	5,114	9.40	117	54,389	2,378	2,736	46.50	53.50
10	12	2016	4	17	5,114	9.40	118	54,389	2,504	2,610	48.96	51.04

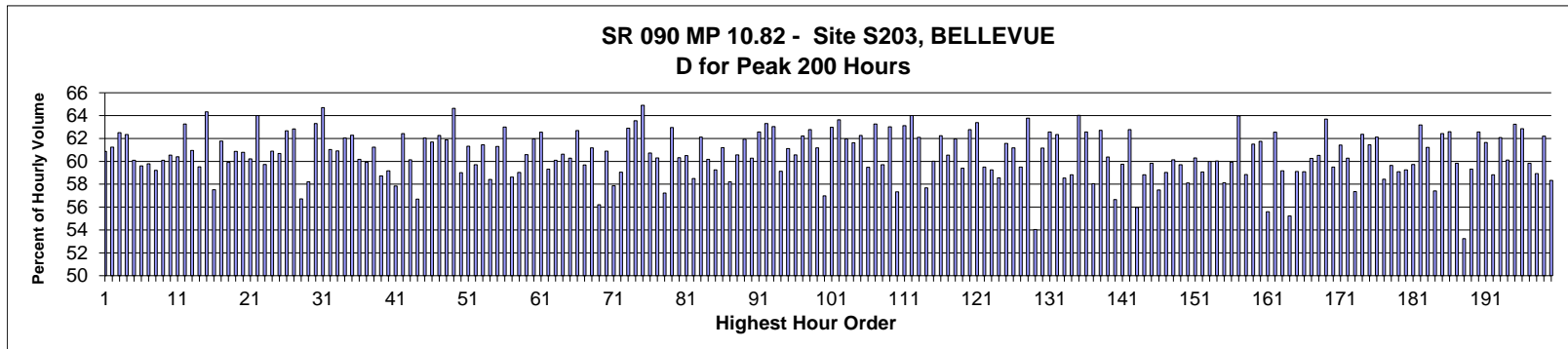
MO	DY	YR	DAY OF WK	HR	HR VOL	PERCENT OF AADT	HOUR NUMBER	AADT	NORTH VOLUME	SOUTH VOLUME	PERCENT NORTH IS OF TOTAL VOLUME	PERCENT SOUTH IS OF TOTAL VOLUME
10	25	2016	3	17	5,114	9.40	119	54,389	2,454	2,660	47.99	52.01
5	2	2016	2	17	5,112	9.40	120	54,389	2,561	2,551	50.10	49.90
9	12	2016	2	18	5,108	9.39	121	54,389	2,333	2,775	45.67	54.33
11	7	2016	2	17	5,108	9.39	122	54,389	2,473	2,635	48.41	51.59
5	13	2016	6	17	5,107	9.39	123	54,389	2,426	2,681	47.50	52.50
3	31	2016	5	18	5,106	9.39	124	54,389	2,342	2,764	45.87	54.13
6	3	2016	6	16	5,106	9.39	125	54,389	2,520	2,586	49.35	50.65
4	25	2016	2	18	5,105	9.39	126	54,389	2,362	2,743	46.27	53.73
5	9	2016	2	18	5,105	9.39	127	54,389	2,282	2,823	44.70	55.30
9	23	2016	6	17	5,104	9.38	128	54,389	2,425	2,679	47.51	52.49
3	4	2016	6	17	5,103	9.38	129	54,389	2,464	2,639	48.29	51.71
5	17	2016	3	18	5,103	9.38	130	54,389	2,366	2,737	46.36	53.64
3	23	2016	4	18	5,100	9.38	131	54,389	2,395	2,705	46.96	53.04
3	25	2016	6	17	5,100	9.38	132	54,389	2,435	2,665	47.75	52.25
4	21	2016	5	17	5,096	9.37	133	54,389	2,423	2,673	47.55	52.45
6	15	2016	4	18	5,095	9.37	134	54,389	2,282	2,813	44.79	55.21
4	11	2016	2	18	5,093	9.36	135	54,389	2,331	2,762	45.77	54.23
6	30	2016	5	18	5,093	9.36	136	54,389	2,347	2,746	46.08	53.92
11	16	2016	4	17	5,093	9.36	137	54,389	2,464	2,629	48.38	51.62
6	29	2016	4	18	5,092	9.36	138	54,389	2,342	2,750	45.99	54.01
10	5	2016	4	17	5,090	9.36	139	54,389	2,493	2,597	48.98	51.02
7	5	2016	3	18	5,089	9.36	140	54,389	2,379	2,710	46.75	53.25
11	23	2016	4	13	5,087	9.35	141	54,389	2,445	2,642	48.06	51.94
3	21	2016	2	18	5,085	9.35	142	54,389	2,284	2,801	44.92	55.08
7	12	2016	3	18	5,084	9.35	143	54,389	2,337	2,747	45.97	54.03
4	1	2016	6	18	5,083	9.35	144	54,389	2,351	2,732	46.25	53.75
5	13	2016	6	16	5,082	9.34	145	54,389	2,523	2,559	49.65	50.35
2	12	2016	6	16	5,081	9.34	146	54,389	2,434	2,647	47.90	52.10
12	7	2016	4	17	5,079	9.34	147	54,389	2,429	2,650	47.82	52.18
7	11	2016	2	18	5,078	9.34	148	54,389	2,315	2,763	45.59	54.41
4	27	2016	4	17	5,077	9.33	149	54,389	2,426	2,651	47.78	52.22
7	18	2016	2	18	5,076	9.33	150	54,389	2,261	2,815	44.54	55.46
9	20	2016	3	17	5,076	9.33	151	54,389	2,417	2,659	47.62	52.38
9	23	2016	6	16	5,074	9.33	152	54,389	2,425	2,649	47.79	52.21
12	1	2016	5	16	5,073	9.33	153	54,389	2,471	2,602	48.71	51.29
5	18	2016	4	18	5,072	9.33	154	54,389	2,304	2,768	45.43	54.57
11	16	2016	4	18	5,072	9.33	155	54,389	2,372	2,700	46.77	53.23
9	8	2016	5	17	5,071	9.32	156	54,389	2,474	2,597	48.79	51.21
10	14	2016	6	16	5,069	9.32	157	54,389	2,494	2,575	49.20	50.80
2	25	2016	5	17	5,066	9.31	158	54,389	2,393	2,673	47.24	52.76
3	30	2016	4	18	5,066	9.31	159	54,389	2,306	2,760	45.52	54.48
5	10	2016	3	17	5,066	9.31	160	54,389	2,462	2,604	48.60	51.40
3	8	2016	3	18	5,064	9.31	161	54,389	2,230	2,834	44.04	55.96
5	16	2016	2	18	5,064	9.31	162	54,389	2,268	2,796	44.79	55.21
5	27	2016	6	16	5,062	9.31	163	54,389	2,389	2,673	47.19	52.81
9	9	2016	6	17	5,062	9.31	164	54,389	2,400	2,662	47.41	52.59
6	16	2016	5	17	5,061	9.31	165	54,389	2,430	2,631	48.01	51.99
4	22	2016	6	16	5,060	9.30	166	54,389	2,446	2,614	48.34	51.66
7	20	2016	4	18	5,060	9.30	167	54,389	2,312	2,748	45.69	54.31
11	22	2016	3	17	5,060	9.30	168	54,389	2,500	2,560	49.41	50.59
9	22	2016	5	17	5,059	9.30	169	54,389	2,449	2,610	48.41	51.59

MO	DY	YR	DAY OF WK	HR	HR VOL	PERCENT OF AADT	HOUR NUMBER	AADT	NORTH VOLUME	SOUTH VOLUME	PERCENT NORTH IS OF TOTAL VOLUME	PERCENT SOUTH IS OF TOTAL VOLUME
5	13	2016	6	18	5,058	9.30	170	54,389	2,358	2,700	46.62	53.38
11	4	2016	6	18	5,056	9.30	171	54,389	2,372	2,684	46.91	53.09
11	4	2016	6	16	5,054	9.29	172	54,389	2,402	2,652	47.53	52.47
5	9	2016	2	17	5,053	9.29	173	54,389	2,435	2,618	48.19	51.81
12	1	2016	5	17	5,053	9.29	174	54,389	2,464	2,589	48.76	51.24
10	14	2016	6	17	5,049	9.28	175	54,389	2,463	2,586	48.78	51.22
9	9	2016	6	18	5,048	9.28	176	54,389	2,460	2,588	48.73	51.27
9	23	2016	6	18	5,048	9.28	177	54,389	2,322	2,726	46.00	54.00
10	14	2016	6	18	5,048	9.28	178	54,389	2,426	2,622	48.06	51.94
4	12	2016	3	17	5,046	9.28	179	54,389	2,437	2,609	48.30	51.70
9	29	2016	5	17	5,046	9.28	180	54,389	2,441	2,605	48.37	51.63
5	19	2016	5	17	5,044	9.27	181	54,389	2,372	2,672	47.03	52.97
8	9	2016	3	18	5,044	9.27	182	54,389	2,282	2,762	45.24	54.76
9	1	2016	5	17	5,043	9.27	183	54,389	2,392	2,651	47.43	52.57
2	23	2016	3	18	5,042	9.27	184	54,389	2,274	2,768	45.10	54.90
12	6	2016	3	18	5,042	9.27	185	54,389	2,223	2,819	44.09	55.91
11	30	2016	4	17	5,040	9.27	186	54,389	2,436	2,604	48.33	51.67
3	15	2016	3	17	5,039	9.26	187	54,389	2,436	2,603	48.34	51.66
4	22	2016	6	18	5,039	9.26	188	54,389	2,320	2,719	46.04	53.96
4	25	2016	2	17	5,039	9.26	189	54,389	2,427	2,612	48.16	51.84
12	7	2016	4	18	5,038	9.26	190	54,389	2,304	2,734	45.73	54.27
5	20	2016	6	18	5,037	9.26	191	54,389	2,327	2,710	46.20	53.80
5	20	2016	6	17	5,034	9.26	192	54,389	2,429	2,605	48.25	51.75
10	28	2016	6	16	5,033	9.25	193	54,389	2,317	2,716	46.04	53.96
5	17	2016	3	17	5,031	9.25	194	54,389	2,455	2,576	48.80	51.20
7	1	2016	6	17	5,031	9.25	195	54,389	2,340	2,691	46.51	53.49
11	3	2016	5	17	5,031	9.25	196	54,389	2,419	2,612	48.08	51.92
10	4	2016	3	17	5,029	9.25	197	54,389	2,401	2,628	47.74	52.26
5	26	2016	5	17	5,027	9.24	198	54,389	2,350	2,677	46.75	53.25
9	14	2016	4	17	5,026	9.24	199	54,389	2,375	2,651	47.25	52.75
10	19	2016	4	17	5,026	9.24	200	54,389	2,419	2,607	48.13	51.87





AADT= 149,538      K 30 FACTOR= 8.05      K 100 FACTOR= 7.86      K 200 FACTOR= 7.71      D 30 FACTOR= 63.30



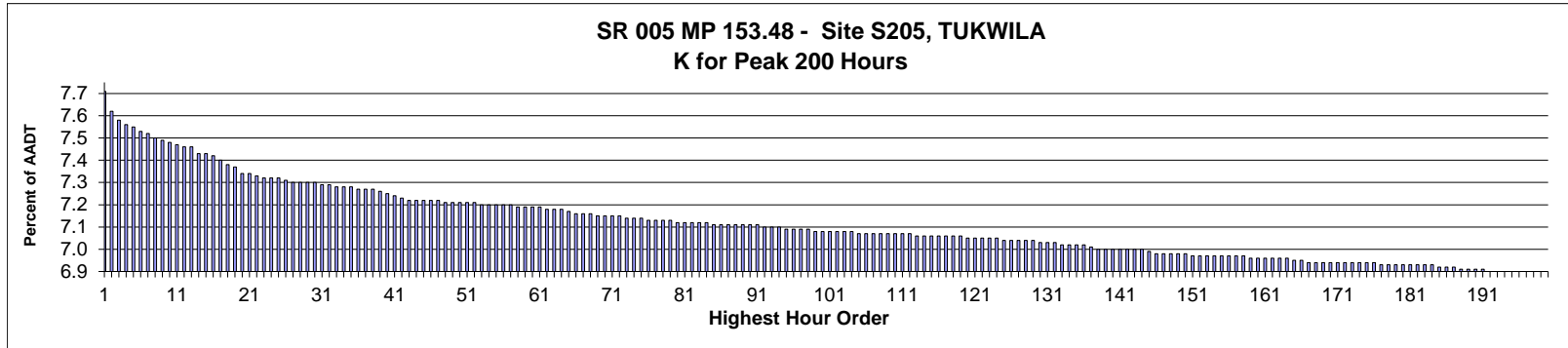
MO	DY	YR	DAY OF WK	HR	HR VOL	PERCENT OF AADT	HOUR NUMBER	AADT	EAST VOLUME	WEST VOLUME	PERCENT EAST IS OF TOTAL VOLUME	PERCENT WEST IS OF TOTAL VOLUME
10	7	2016	6	17	12,842	8.59	1	149,538	7,817	5,025	60.87	39.13
11	4	2016	6	17	12,644	8.46	2	149,538	7,743	4,901	61.24	38.76
10	31	2016	2	17	12,527	8.38	3	149,538	7,829	4,698	62.50	37.50
10	28	2016	6	17	12,520	8.37	4	149,538	7,806	4,714	62.35	37.65
9	6	2016	3	17	12,505	8.36	5	149,538	7,516	4,989	60.10	39.90
9	29	2016	5	17	12,500	8.36	6	149,538	7,451	5,049	59.61	40.39
10	21	2016	6	17	12,493	8.35	7	149,538	7,470	5,023	59.79	40.21
10	12	2016	4	17	12,489	8.35	8	149,538	7,396	5,093	59.22	40.78
9	23	2016	6	17	12,462	8.33	9	149,538	7,490	4,972	60.10	39.90
9	9	2016	6	17	12,326	8.24	10	149,538	7,464	4,862	60.55	39.45
3	18	2016	6	17	12,312	8.23	11	149,538	7,436	4,876	60.40	39.60
4	26	2016	3	18	12,311	8.23	12	149,538	7,788	4,523	63.26	36.74
4	27	2016	4	18	12,239	8.18	13	149,538	7,461	4,778	60.96	39.04
3	24	2016	5	17	12,212	8.17	14	149,538	7,268	4,944	59.52	40.48
4	22	2016	6	18	12,209	8.16	15	149,538	7,855	4,354	64.34	35.66
11	4	2016	6	16	12,190	8.15	16	149,538	7,012	5,178	57.52	42.48

MO	DY	YR	DAY OF WK	HR	HR VOL	PERCENT OF AADT	HOUR NUMBER	AADT	EAST VOLUME	WEST VOLUME	PERCENT IS OF TOTAL VOLUME	PERCENT WEST IS OF TOTAL VOLUME
3	25	2016	6	17	12,188	8.15	17	149,538	7,528	4,660	61.77	38.23
10	20	2016	5	17	12,177	8.14	18	149,538	7,296	4,881	59.92	40.08
10	12	2016	4	18	12,143	8.12	19	149,538	7,392	4,751	60.87	39.13
8	30	2016	3	17	12,139	8.12	20	149,538	7,380	4,759	60.80	39.20
4	1	2016	6	17	12,132	8.11	21	149,538	7,305	4,827	60.21	39.79
4	21	2016	5	18	12,128	8.11	22	149,538	7,762	4,366	64.00	36.00
12	16	2016	6	17	12,112	8.10	23	149,538	7,235	4,877	59.73	40.27
11	4	2016	6	18	12,100	8.09	24	149,538	7,368	4,732	60.89	39.11
10	25	2016	3	17	12,095	8.09	25	149,538	7,340	4,755	60.69	39.31
10	5	2016	4	18	12,059	8.06	26	149,538	7,557	4,502	62.67	37.33
9	15	2016	5	18	12,052	8.06	27	149,538	7,572	4,480	62.83	37.17
9	9	2016	6	16	12,050	8.06	28	149,538	6,833	5,217	56.71	43.29
9	28	2016	4	17	12,050	8.06	29	149,538	7,016	5,034	58.22	41.78
9	23	2016	6	18	12,035	8.05	30	149,538	7,618	4,417	63.30	36.70
10	31	2016	2	18	12,021	8.04	31	149,538	7,776	4,245	64.69	35.31
9	30	2016	6	17	12,020	8.04	32	149,538	7,336	4,684	61.03	38.97
9	27	2016	3	17	12,019	8.04	33	149,538	7,321	4,698	60.91	39.09
10	7	2016	6	18	11,999	8.02	34	149,538	7,444	4,555	62.04	37.96
4	28	2016	5	18	11,990	8.02	35	149,538	7,469	4,521	62.29	37.71
9	12	2016	2	17	11,989	8.02	36	149,538	7,214	4,775	60.17	39.83
11	1	2016	3	17	11,989	8.02	37	149,538	7,184	4,805	59.92	40.08
9	28	2016	4	18	11,987	8.02	38	149,538	7,342	4,645	61.25	38.75
9	20	2016	3	17	11,985	8.01	39	149,538	7,037	4,948	58.72	41.28
10	11	2016	3	17	11,985	8.01	40	149,538	7,093	4,892	59.18	40.82
10	28	2016	6	16	11,982	8.01	41	149,538	6,930	5,052	57.84	42.16
10	28	2016	6	18	11,979	8.01	42	149,538	7,477	4,502	62.42	37.58
11	18	2016	6	17	11,973	8.01	43	149,538	7,200	4,773	60.14	39.86
3	18	2016	6	16	11,972	8.01	44	149,538	6,788	5,184	56.70	43.30
9	20	2016	3	18	11,963	8.00	45	149,538	7,422	4,541	62.04	37.96
10	11	2016	3	18	11,960	8.00	46	149,538	7,378	4,582	61.69	38.31
10	27	2016	5	18	11,947	7.99	47	149,538	7,439	4,508	62.27	37.73
10	10	2016	2	18	11,946	7.99	48	149,538	7,392	4,554	61.88	38.12
9	1	2016	5	18	11,929	7.98	49	149,538	7,710	4,219	64.63	35.37
9	2	2016	6	16	11,923	7.97	50	149,538	7,037	4,886	59.02	40.98
10	18	2016	3	17	11,922	7.97	51	149,538	7,310	4,612	61.32	38.68
10	27	2016	5	17	11,921	7.97	52	149,538	7,117	4,804	59.70	40.30
9	1	2016	5	17	11,917	7.97	53	149,538	7,322	4,595	61.44	38.56
10	7	2016	6	16	11,915	7.97	54	149,538	6,960	4,955	58.41	41.59
11	23	2016	4	16	11,911	7.97	55	149,538	7,301	4,610	61.30	38.70
9	26	2016	2	18	11,907	7.96	56	149,538	7,503	4,404	63.01	36.99
8	17	2016	4	17	11,904	7.96	57	149,538	6,978	4,926	58.62	41.38
10	19	2016	4	17	11,892	7.95	58	149,538	7,020	4,872	59.03	40.97
2	12	2016	6	17	11,884	7.95	59	149,538	7,200	4,684	60.59	39.41
3	24	2016	5	18	11,880	7.94	60	149,538	7,360	4,520	61.95	38.05
4	20	2016	4	18	11,877	7.94	61	149,538	7,430	4,447	62.56	37.44
4	28	2016	5	17	11,875	7.94	62	149,538	7,044	4,831	59.32	40.68
9	26	2016	2	17	11,875	7.94	63	149,538	7,137	4,738	60.10	39.90
2	23	2016	3	18	11,871	7.94	64	149,538	7,196	4,675	60.62	39.38
11	29	2016	3	17	11,862	7.93	65	149,538	7,151	4,711	60.28	39.72
10	17	2016	2	18	11,858	7.93	66	149,538	7,434	4,424	62.69	37.31
4	29	2016	6	17	11,856	7.93	67	149,538	7,077	4,779	59.69	40.31

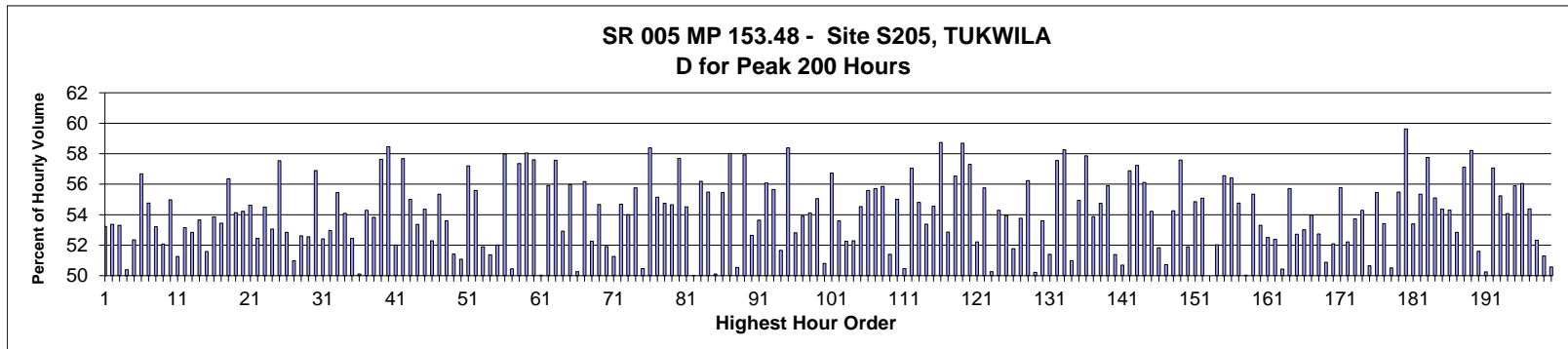
MO	DY	YR	DAY OF WK	HR	HR VOL	PERCENT OF AADT	HOUR NUMBER	AADT	EAST VOLUME	WEST VOLUME	PERCENT IS OF TOTAL VOLUME	PERCENT WEST IS OF TOTAL VOLUME
1	15	2016	6	17	11,855	7.93	68	149,538	7,252	4,603	61.17	38.83
9	30	2016	6	16	11,851	7.93	69	149,538	6,662	5,189	56.21	43.79
11	8	2016	3	17	11,849	7.92	70	149,538	7,216	4,633	60.90	39.10
9	23	2016	6	16	11,848	7.92	71	149,538	6,856	4,992	57.87	42.13
2	9	2016	3	17	11,844	7.92	72	149,538	6,994	4,850	59.05	40.95
8	31	2016	4	18	11,844	7.92	73	149,538	7,450	4,394	62.90	37.10
10	4	2016	3	18	11,844	7.92	74	149,538	7,527	4,317	63.55	36.45
3	22	2016	3	18	11,839	7.92	75	149,538	7,685	4,154	64.91	35.09
4	15	2016	6	17	11,837	7.92	76	149,538	7,187	4,650	60.72	39.28
9	8	2016	5	17	11,837	7.92	77	149,538	7,138	4,699	60.30	39.70
3	25	2016	6	16	11,834	7.91	78	149,538	6,772	5,062	57.22	42.78
10	6	2016	5	18	11,832	7.91	79	149,538	7,450	4,382	62.96	37.04
10	6	2016	5	17	11,831	7.91	80	149,538	7,138	4,693	60.33	39.67
3	17	2016	5	17	11,827	7.91	81	149,538	7,155	4,672	60.50	39.50
3	16	2016	4	17	11,820	7.90	82	149,538	6,913	4,907	58.49	41.51
8	2	2016	3	17	11,818	7.90	83	149,538	7,341	4,477	62.12	37.88
9	13	2016	3	17	11,816	7.90	84	149,538	7,111	4,705	60.18	39.82
8	10	2016	4	17	11,815	7.90	85	149,538	7,002	4,813	59.26	40.74
3	11	2016	6	17	11,803	7.89	86	149,538	7,222	4,581	61.19	38.81
9	19	2016	2	17	11,801	7.89	87	149,538	6,869	4,932	58.21	41.79
11	14	2016	2	17	11,799	7.89	88	149,538	7,145	4,654	60.56	39.44
8	2	2016	3	18	11,796	7.89	89	149,538	7,306	4,490	61.94	38.06
1	29	2016	6	17	11,791	7.88	90	149,538	7,106	4,685	60.27	39.73
10	20	2016	5	18	11,790	7.88	91	149,538	7,377	4,413	62.57	37.43
8	30	2016	3	18	11,785	7.88	92	149,538	7,461	4,324	63.31	36.69
4	5	2016	3	18	11,775	7.87	93	149,538	7,424	4,351	63.05	36.95
2	2	2016	3	17	11,769	7.87	94	149,538	6,960	4,809	59.14	40.86
2	12	2016	6	18	11,769	7.87	95	149,538	7,193	4,576	61.12	38.88
10	17	2016	2	17	11,767	7.87	96	149,538	7,127	4,640	60.57	39.43
9	19	2016	2	18	11,764	7.87	97	149,538	7,320	4,444	62.22	37.78
10	19	2016	4	18	11,764	7.87	98	149,538	7,386	4,378	62.78	37.22
9	2	2016	6	17	11,757	7.86	99	149,538	7,192	4,565	61.17	38.83
4	15	2016	6	16	11,754	7.86	100	149,538	6,699	5,055	56.99	43.01
3	15	2016	3	18	11,753	7.86	101	149,538	7,401	4,352	62.97	37.03
9	9	2016	6	18	11,753	7.86	102	149,538	7,479	4,274	63.63	36.37
9	21	2016	4	18	11,752	7.86	103	149,538	7,282	4,470	61.96	38.04
8	4	2016	5	18	11,750	7.86	104	149,538	7,241	4,509	61.63	38.37
9	6	2016	3	18	11,748	7.86	105	149,538	7,314	4,434	62.26	37.74
9	15	2016	5	17	11,743	7.85	106	149,538	6,986	4,757	59.49	40.51
2	9	2016	3	18	11,738	7.85	107	149,538	7,425	4,313	63.26	36.74
8	22	2016	2	17	11,737	7.85	108	149,538	7,007	4,730	59.70	40.30
10	3	2016	2	18	11,736	7.85	109	149,538	7,397	4,339	63.03	36.97
8	12	2016	6	16	11,732	7.85	110	149,538	6,727	5,005	57.34	42.66
9	13	2016	3	18	11,728	7.84	111	149,538	7,403	4,325	63.12	36.88
2	8	2016	2	18	11,725	7.84	112	149,538	7,504	4,221	64.00	36.00
11	2	2016	4	18	11,722	7.84	113	149,538	7,278	4,444	62.09	37.91
2	23	2016	3	17	11,720	7.84	114	149,538	6,760	4,960	57.68	42.32
10	5	2016	4	17	11,718	7.84	115	149,538	7,033	4,685	60.02	39.98
3	31	2016	5	18	11,713	7.83	116	149,538	7,291	4,422	62.25	37.75
12	1	2016	5	17	11,712	7.83	117	149,538	7,091	4,621	60.54	39.46
8	1	2016	2	18	11,709	7.83	118	149,538	7,254	4,455	61.95	38.05

MO	DY	YR	DAY OF WK	HR	HR VOL	PERCENT OF AADT	HOUR NUMBER	AADT	EAST VOLUME	WEST VOLUME	PERCENT EAST IS OF TOTAL VOLUME	PERCENT WEST IS OF TOTAL VOLUME
4	26	2016	3	17	11,708	7.83	119	149,538	6,954	4,754	59.40	40.60
4	19	2016	3	18	11,707	7.83	120	149,538	7,350	4,357	62.78	37.22
3	29	2016	3	18	11,698	7.82	121	149,538	7,415	4,283	63.39	36.61
3	2	2016	4	17	11,695	7.82	122	149,538	6,960	4,735	59.51	40.49
8	23	2016	3	17	11,693	7.82	123	149,538	6,929	4,764	59.26	40.74
3	30	2016	4	17	11,690	7.82	124	149,538	6,847	4,843	58.57	41.43
4	15	2016	6	18	11,690	7.82	125	149,538	7,196	4,494	61.56	38.44
4	22	2016	6	17	11,687	7.82	126	149,538	7,150	4,537	61.18	38.82
9	14	2016	4	17	11,683	7.81	127	149,538	6,952	4,731	59.51	40.49
8	29	2016	2	18	11,678	7.81	128	149,538	7,447	4,231	63.77	36.23
11	7	2016	2	16	11,676	7.81	129	149,538	6,309	5,367	54.03	45.97
8	31	2016	4	17	11,675	7.81	130	149,538	7,140	4,535	61.16	38.84
3	17	2016	5	18	11,674	7.81	131	149,538	7,304	4,370	62.57	37.43
8	16	2016	3	18	11,674	7.81	132	149,538	7,278	4,396	62.34	37.66
1	7	2016	5	17	11,670	7.80	133	149,538	6,831	4,839	58.53	41.47
9	16	2016	6	16	11,666	7.80	134	149,538	6,862	4,804	58.82	41.18
9	27	2016	3	18	11,664	7.80	135	149,538	7,467	4,197	64.02	35.98
3	23	2016	4	18	11,663	7.80	136	149,538	7,298	4,365	62.57	37.43
4	27	2016	4	17	11,662	7.80	137	149,538	6,769	4,893	58.04	41.96
10	25	2016	3	18	11,662	7.80	138	149,538	7,313	4,349	62.71	37.29
3	8	2016	3	17	11,660	7.80	139	149,538	7,042	4,618	60.39	39.61
11	18	2016	6	16	11,655	7.79	140	149,538	6,602	5,053	56.65	43.35
9	16	2016	6	18	11,653	7.79	141	149,538	6,961	4,692	59.74	40.26
3	30	2016	4	18	11,652	7.79	142	149,538	7,314	4,338	62.77	37.23
3	24	2016	5	16	11,646	7.79	143	149,538	6,518	5,128	55.97	44.03
12	21	2016	4	17	11,645	7.79	144	149,538	6,850	4,795	58.82	41.18
3	3	2016	5	8	11,639	7.78	145	149,538	4,677	6,962	40.18	59.82
12	16	2016	6	16	11,635	7.78	146	149,538	6,689	4,946	57.49	42.51
3	3	2016	5	17	11,634	7.78	147	149,538	6,867	4,767	59.03	40.97
11	10	2016	5	17	11,632	7.78	148	149,538	6,995	4,637	60.14	39.86
4	5	2016	3	17	11,628	7.78	149	149,538	6,943	4,685	59.71	40.29
8	26	2016	6	16	11,622	7.77	150	149,538	6,753	4,869	58.11	41.89
11	17	2016	5	17	11,622	7.77	151	149,538	7,008	4,614	60.30	39.70
1	14	2016	5	17	11,620	7.77	152	149,538	6,865	4,755	59.08	40.92
11	2	2016	4	17	11,618	7.77	153	149,538	6,970	4,648	59.99	40.01
3	23	2016	4	17	11,609	7.76	154	149,538	6,969	4,640	60.03	39.97
9	21	2016	4	8	11,609	7.76	155	149,538	4,859	6,750	41.86	58.14
8	15	2016	2	17	11,608	7.76	156	149,538	6,958	4,650	59.94	40.06
4	18	2016	2	18	11,606	7.76	157	149,538	7,426	4,180	63.98	36.02
12	6	2016	3	17	11,604	7.76	158	149,538	6,829	4,775	58.85	41.15
3	3	2016	5	18	11,602	7.76	159	149,538	7,135	4,467	61.50	38.50
10	21	2016	6	18	11,601	7.76	160	149,538	7,165	4,436	61.76	38.24
4	1	2016	6	16	11,600	7.76	161	149,538	6,450	5,150	55.60	44.40
3	10	2016	5	18	11,599	7.76	162	149,538	7,256	4,343	62.56	37.44
11	3	2016	5	17	11,598	7.76	163	149,538	6,862	4,736	59.17	40.83
4	8	2016	6	16	11,591	7.75	164	149,538	6,402	5,189	55.23	44.77
3	29	2016	3	17	11,590	7.75	165	149,538	6,852	4,738	59.12	40.88
4	20	2016	4	17	11,590	7.75	166	149,538	6,849	4,741	59.09	40.91
8	16	2016	3	17	11,590	7.75	167	149,538	6,984	4,606	60.26	39.74
12	8	2016	5	17	11,590	7.75	168	149,538	7,015	4,575	60.53	39.47
8	24	2016	4	18	11,588	7.75	169	149,538	7,380	4,208	63.69	36.31

MO	DY	YR	DAY OF WK	HR	HR VOL	PERCENT OF AADT	HOUR NUMBER	AADT	EAST VOLUME	WEST VOLUME	PERCENT EAST IS OF TOTAL VOLUME	PERCENT WEST IS OF TOTAL VOLUME
10	10	2016	2	17	11,588	7.75	170	149,538	6,896	4,692	59.51	40.49
1	29	2016	6	18	11,587	7.75	171	149,538	7,118	4,469	61.43	38.57
3	31	2016	5	17	11,585	7.75	172	149,538	6,984	4,601	60.28	39.72
8	18	2016	5	17	11,584	7.75	173	149,538	6,645	4,939	57.36	42.64
9	8	2016	5	18	11,580	7.74	174	149,538	7,223	4,357	62.37	37.63
3	18	2016	6	18	11,575	7.74	175	149,538	7,112	4,463	61.44	38.56
9	7	2016	4	18	11,575	7.74	176	149,538	7,190	4,385	62.12	37.88
1	20	2016	4	17	11,570	7.74	177	149,538	6,760	4,810	58.43	41.57
9	21	2016	4	17	11,569	7.74	178	149,538	6,901	4,668	59.65	40.35
2	4	2016	5	17	11,568	7.74	179	149,538	6,836	4,732	59.09	40.91
2	26	2016	6	17	11,568	7.74	180	149,538	6,854	4,714	59.25	40.75
3	28	2016	2	17	11,568	7.74	181	149,538	6,908	4,660	59.72	40.28
11	14	2016	2	18	11,564	7.73	182	149,538	7,307	4,257	63.19	36.81
10	3	2016	2	17	11,561	7.73	183	149,538	7,078	4,483	61.22	38.78
10	21	2016	6	16	11,556	7.73	184	149,538	6,636	4,920	57.42	42.58
3	2	2016	4	18	11,555	7.73	185	149,538	7,214	4,341	62.43	37.57
9	12	2016	2	18	11,555	7.73	186	149,538	7,234	4,321	62.60	37.40
2	24	2016	4	8	11,554	7.73	187	149,538	4,641	6,913	40.17	59.83
8	18	2016	5	16	11,554	7.73	188	149,538	6,151	5,403	53.24	46.76
12	14	2016	4	18	11,554	7.73	189	149,538	6,854	4,700	59.32	40.68
8	15	2016	2	18	11,553	7.73	190	149,538	7,229	4,324	62.57	37.43
4	6	2016	4	18	11,547	7.72	191	149,538	7,119	4,428	61.65	38.35
12	20	2016	3	17	11,546	7.72	192	149,538	6,791	4,755	58.82	41.18
11	1	2016	3	18	11,544	7.72	193	149,538	7,166	4,378	62.08	37.92
3	22	2016	3	17	11,541	7.72	194	149,538	6,939	4,602	60.12	39.88
1	8	2016	6	18	11,540	7.72	195	149,538	7,299	4,241	63.25	36.75
4	13	2016	4	18	11,535	7.71	196	149,538	7,251	4,284	62.86	37.14
8	1	2016	2	17	11,535	7.71	197	149,538	6,901	4,634	59.83	40.17
8	12	2016	6	17	11,535	7.71	198	149,538	6,796	4,739	58.92	41.08
11	3	2016	5	18	11,535	7.71	199	149,538	7,175	4,360	62.20	37.80
2	24	2016	4	17	11,534	7.71	200	149,538	6,729	4,805	58.34	41.66



AADT= 233,976      K 30 FACTOR= 7.25      K 100 FACTOR= 7.03      K 200 FACTOR= 6.85      D 30 FACTOR= 56.89



MO	DY	YR	DAY OF WK	HR	HR VOL	PERCENT OF AADT	HOUR NUMBER	AADT	NORTH VOLUME	SOUTH VOLUME	PERCENT NORTH IS OF TOTAL VOLUME	PERCENT SOUTH IS OF TOTAL VOLUME
6	16	2016	5	15	17,917	7.66	1	233,976	8,379	9,538	46.77	53.23
6	24	2016	6	14	17,718	7.57	2	233,976	8,263	9,455	46.64	53.36
6	17	2016	6	14	17,623	7.53	3	233,976	8,229	9,394	46.69	53.31
8	25	2016	5	17	17,574	7.51	4	233,976	8,856	8,718	50.39	49.61
8	5	2016	6	15	17,556	7.50	5	233,976	8,364	9,192	47.64	52.36
4	29	2016	6	15	17,504	7.48	6	233,976	7,583	9,921	43.32	56.68
5	27	2016	6	15	17,488	7.47	7	233,976	7,911	9,577	45.24	54.76
8	4	2016	5	15	17,424	7.45	8	233,976	8,152	9,272	46.79	53.21
6	10	2016	6	14	17,397	7.44	9	233,976	8,338	9,059	47.93	52.07
5	25	2016	4	15	17,376	7.43	10	233,976	7,824	9,552	45.03	54.97
8	25	2016	5	18	17,370	7.42	11	233,976	8,905	8,465	51.27	48.73
5	20	2016	6	15	17,336	7.41	12	233,976	8,122	9,214	46.85	53.15
6	3	2016	6	14	17,327	7.41	13	233,976	8,172	9,155	47.16	52.84
6	10	2016	6	15	17,269	7.38	14	233,976	8,002	9,267	46.34	53.66
8	19	2016	6	15	17,265	7.38	15	233,976	8,358	8,907	48.41	51.59
6	3	2016	6	15	17,241	7.37	16	233,976	7,956	9,285	46.15	53.85

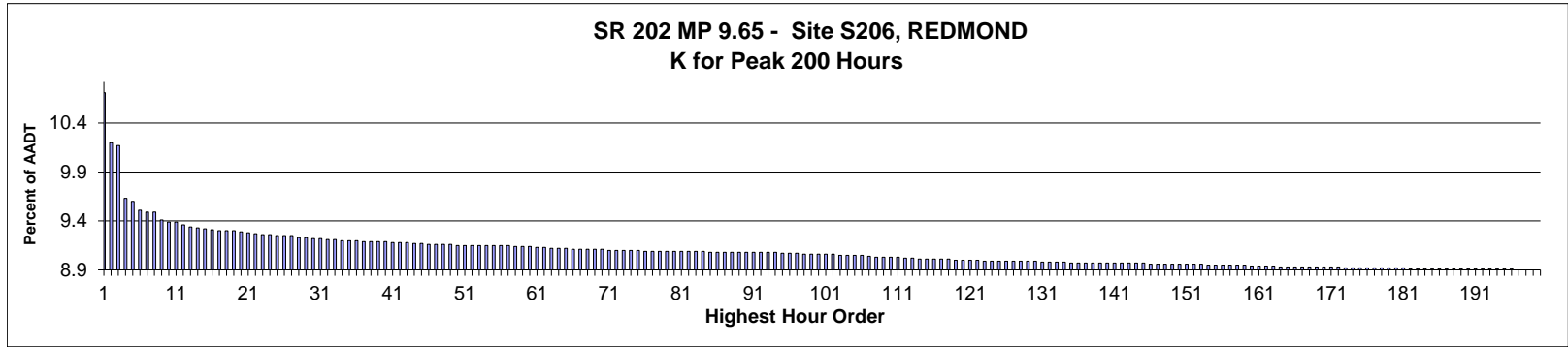
MO	DY	YR	DAY OF WK	HR	HR VOL	PERCENT OF AADT	HOUR NUMBER	AADT	NORTH VOLUME	SOUTH VOLUME	PERCENT NORTH IS OF TOTAL VOLUME	PERCENT SOUTH IS OF TOTAL VOLUME
5	20	2016	6	14	17,200	7.35	17	233,976	8,009	9,191	46.56	53.44
6	22	2016	4	15	17,160	7.33	18	233,976	7,488	9,672	43.64	56.36
6	30	2016	5	15	17,138	7.32	19	233,976	7,861	9,277	45.87	54.13
5	13	2016	6	14	17,055	7.29	20	233,976	7,807	9,248	45.78	54.22
8	1	2016	2	15	17,051	7.29	21	233,976	7,737	9,314	45.38	54.62
8	12	2016	6	14	17,036	7.28	22	233,976	8,103	8,933	47.56	52.44
5	27	2016	6	14	17,015	7.27	23	233,976	7,742	9,273	45.50	54.50
8	25	2016	5	15	17,005	7.27	24	233,976	7,982	9,023	46.94	53.06
5	18	2016	4	15	16,999	7.27	25	233,976	7,218	9,781	42.46	57.54
5	18	2016	4	18	16,991	7.26	26	233,976	8,012	8,979	47.15	52.85
8	19	2016	6	14	16,973	7.25	27	233,976	8,321	8,652	49.02	50.98
5	18	2016	4	17	16,972	7.25	28	233,976	8,043	8,929	47.39	52.61
6	16	2016	5	16	16,965	7.25	29	233,976	8,050	8,915	47.45	52.55
6	8	2016	4	15	16,961	7.25	30	233,976	7,312	9,649	43.11	56.89
9	30	2016	6	15	16,951	7.24	31	233,976	8,065	8,886	47.58	52.42
9	2	2016	6	15	16,931	7.24	32	233,976	7,963	8,968	47.03	52.97
5	19	2016	5	15	16,922	7.23	33	233,976	7,537	9,385	44.54	55.46
6	9	2016	5	15	16,907	7.23	34	233,976	7,762	9,145	45.91	54.09
8	5	2016	6	14	16,907	7.23	35	233,976	8,041	8,866	47.56	52.44
9	17	2016	7	16	16,891	7.22	36	233,976	8,426	8,465	49.88	50.12
5	6	2016	6	15	16,890	7.22	37	233,976	7,721	9,169	45.71	54.29
8	26	2016	6	14	16,888	7.22	38	233,976	7,799	9,089	46.18	53.82
5	23	2016	2	15	16,863	7.21	39	233,976	7,144	9,719	42.36	57.64
6	20	2016	2	15	16,843	7.20	40	233,976	6,996	9,847	41.54	58.46
8	12	2016	6	17	16,822	7.19	41	233,976	8,073	8,749	47.99	52.01
4	28	2016	5	15	16,804	7.18	42	233,976	7,111	9,693	42.32	57.68
6	23	2016	5	15	16,778	7.17	43	233,976	7,549	9,229	44.99	55.01
9	16	2016	6	14	16,777	7.17	44	233,976	7,824	8,953	46.64	53.36
4	29	2016	6	17	16,771	7.17	45	233,976	7,652	9,119	45.63	54.37
5	13	2016	6	17	16,767	7.17	46	233,976	7,999	8,768	47.71	52.29
4	29	2016	6	16	16,765	7.17	47	233,976	7,486	9,279	44.65	55.35
5	6	2016	6	14	16,757	7.16	48	233,976	7,777	8,980	46.41	53.59
8	25	2016	5	16	16,754	7.16	49	233,976	8,139	8,615	48.58	51.42
9	30	2016	6	17	16,754	7.16	50	233,976	8,196	8,558	48.92	51.08
6	28	2016	3	15	16,751	7.16	51	233,976	7,169	9,582	42.80	57.20
8	22	2016	2	15	16,749	7.16	52	233,976	7,438	9,311	44.41	55.59
9	30	2016	6	14	16,733	7.15	53	233,976	8,048	8,685	48.10	51.90
8	12	2016	6	13	16,727	7.15	54	233,976	8,134	8,593	48.63	51.37
5	13	2016	6	15	16,726	7.15	55	233,976	8,026	8,700	47.99	52.01
5	11	2016	4	15	16,725	7.15	56	233,976	7,026	9,699	42.01	57.99
6	25	2016	7	18	16,724	7.15	57	233,976	8,437	8,287	50.45	49.55
5	23	2016	2	16	16,703	7.14	58	233,976	7,122	9,581	42.64	57.36
5	24	2016	3	15	16,703	7.14	59	233,976	7,007	9,696	41.95	58.05
2	5	2016	6	15	16,699	7.14	60	233,976	7,081	9,618	42.40	57.60
6	18	2016	7	15	16,696	7.14	61	233,976	8,343	8,353	49.97	50.03
5	18	2016	4	16	16,684	7.13	62	233,976	7,354	9,330	44.08	55.92
6	2	2016	5	15	16,676	7.13	63	233,976	7,076	9,600	42.43	57.57
4	8	2016	6	15	16,672	7.13	64	233,976	7,849	8,823	47.08	52.92
5	17	2016	3	17	16,653	7.12	65	233,976	7,332	9,321	44.03	55.97
6	16	2016	5	17	16,647	7.11	66	233,976	8,369	8,278	50.27	49.73
5	26	2016	5	15	16,638	7.11	67	233,976	7,293	9,345	43.83	56.17

MO	DY	YR	DAY OF WK	HR	HR VOL	PERCENT OF AADT	HOUR NUMBER	AADT	NORTH VOLUME	SOUTH VOLUME	PERCENT NORTH IS OF TOTAL VOLUME	PERCENT SOUTH IS OF TOTAL VOLUME
9	8	2016	5	18	16,637	7.11	68	233,976	7,943	8,694	47.74	52.26
5	27	2016	6	16	16,623	7.10	69	233,976	7,535	9,088	45.33	54.67
9	30	2016	6	16	16,608	7.10	70	233,976	7,987	8,621	48.09	51.91
8	5	2016	6	16	16,604	7.10	71	233,976	8,092	8,512	48.74	51.26
5	25	2016	4	18	16,603	7.10	72	233,976	7,522	9,081	45.31	54.69
8	11	2016	5	15	16,590	7.09	73	233,976	7,631	8,959	46.00	54.00
6	21	2016	3	15	16,586	7.09	74	233,976	7,338	9,248	44.24	55.76
8	4	2016	5	14	16,582	7.09	75	233,976	8,367	8,215	50.46	49.54
4	25	2016	2	15	16,575	7.08	76	233,976	6,897	9,678	41.61	58.39
6	7	2016	3	18	16,574	7.08	77	233,976	7,435	9,139	44.86	55.14
4	27	2016	4	17	16,570	7.08	78	233,976	7,499	9,071	45.26	54.74
6	30	2016	5	16	16,563	7.08	79	233,976	7,511	9,052	45.35	54.65
5	4	2016	4	15	16,550	7.07	80	233,976	7,000	9,550	42.30	57.70
5	26	2016	5	18	16,544	7.07	81	233,976	7,526	9,018	45.49	54.51
8	12	2016	6	16	16,542	7.07	82	233,976	8,274	8,268	50.02	49.98
8	10	2016	4	15	16,538	7.07	83	233,976	7,245	9,293	43.81	56.19
5	25	2016	4	16	16,537	7.07	84	233,976	7,361	9,176	44.51	55.49
6	24	2016	6	15	16,529	7.06	85	233,976	8,283	8,246	50.11	49.89
9	6	2016	3	15	16,527	7.06	86	233,976	7,361	9,166	44.54	55.46
4	27	2016	4	15	16,520	7.06	87	233,976	6,937	9,583	41.99	58.01
8	12	2016	6	15	16,520	7.06	88	233,976	8,170	8,350	49.46	50.54
5	17	2016	3	15	16,519	7.06	89	233,976	6,950	9,569	42.07	57.93
6	29	2016	4	18	16,511	7.06	90	233,976	7,818	8,693	47.35	52.65
5	27	2016	6	13	16,508	7.06	91	233,976	7,653	8,855	46.36	53.64
6	2	2016	5	18	16,506	7.05	92	233,976	7,247	9,259	43.91	56.09
6	22	2016	4	18	16,497	7.05	93	233,976	7,317	9,180	44.35	55.65
4	30	2016	7	17	16,489	7.05	94	233,976	8,518	7,971	51.66	48.34
6	7	2016	3	15	16,471	7.04	95	233,976	6,855	9,616	41.62	58.38
6	30	2016	5	18	16,470	7.04	96	233,976	7,772	8,698	47.19	52.81
6	9	2016	5	18	16,463	7.04	97	233,976	7,589	8,874	46.10	53.90
4	22	2016	6	15	16,462	7.04	98	233,976	7,553	8,909	45.88	54.12
6	29	2016	4	15	16,459	7.03	99	233,976	7,397	9,062	44.94	55.06
6	10	2016	6	13	16,456	7.03	100	233,976	8,094	8,362	49.19	50.81
5	5	2016	5	15	16,449	7.03	101	233,976	7,118	9,331	43.27	56.73
6	30	2016	5	17	16,448	7.03	102	233,976	7,634	8,814	46.41	53.59
8	5	2016	6	17	16,448	7.03	103	233,976	7,852	8,596	47.74	52.26
6	30	2016	5	14	16,438	7.03	104	233,976	7,842	8,596	47.71	52.29
4	28	2016	5	17	16,435	7.02	105	233,976	7,471	8,964	45.46	54.54
5	6	2016	6	16	16,435	7.02	106	233,976	7,299	9,136	44.41	55.59
9	29	2016	5	15	16,433	7.02	107	233,976	7,278	9,155	44.29	55.71
5	24	2016	3	18	16,426	7.02	108	233,976	7,250	9,176	44.14	55.86
9	2	2016	6	13	16,421	7.02	109	233,976	7,980	8,441	48.60	51.40
4	28	2016	5	18	16,419	7.02	110	233,976	7,387	9,032	44.99	55.01
5	13	2016	6	18	16,418	7.02	111	233,976	8,285	8,133	50.46	49.54
8	30	2016	3	15	16,418	7.02	112	233,976	7,051	9,367	42.95	57.05
4	1	2016	6	15	16,406	7.01	113	233,976	7,414	8,992	45.19	54.81
6	8	2016	4	17	16,400	7.01	114	233,976	7,646	8,754	46.62	53.38
5	25	2016	4	17	16,398	7.01	115	233,976	7,452	8,946	45.44	54.56
5	10	2016	3	15	16,396	7.01	116	233,976	6,766	9,630	41.27	58.73
9	16	2016	6	15	16,395	7.01	117	233,976	7,729	8,666	47.14	52.86
2	26	2016	6	15	16,394	7.01	118	233,976	7,124	9,270	43.45	56.55

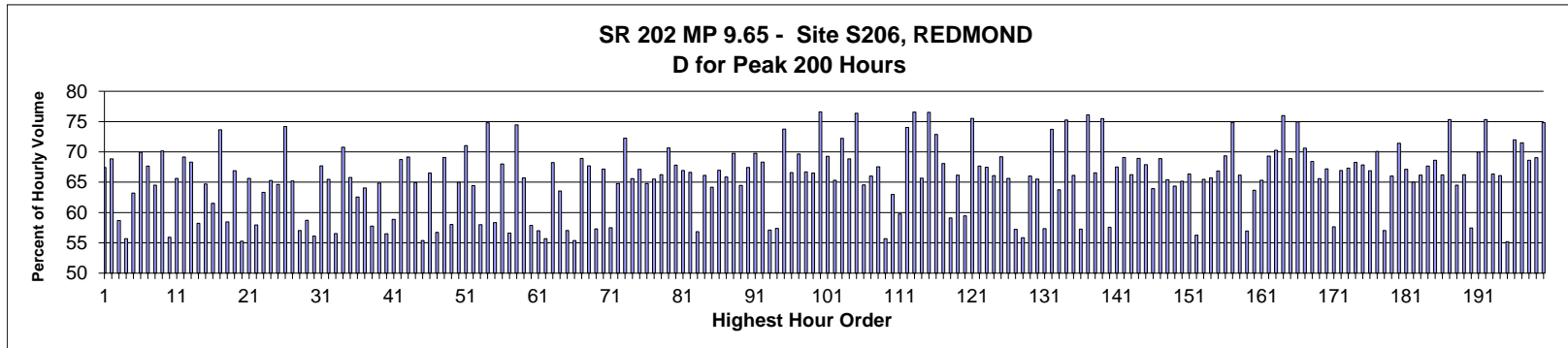


MO	DY	YR	DAY OF WK	HR	HR VOL	PERCENT OF AADT	HOUR NUMBER	AADT	NORTH VOLUME	SOUTH VOLUME	PERCENT NORTH IS OF TOTAL VOLUME	PERCENT SOUTH IS OF TOTAL VOLUME
5	16	2016	2	15	16,392	7.01	119	233,976	6,771	9,621	41.31	58.69
5	24	2016	3	17	16,379	7.00	120	233,976	6,992	9,387	42.69	57.31
6	18	2016	7	16	16,378	7.00	121	233,976	7,825	8,553	47.78	52.22
3	24	2016	5	15	16,377	7.00	122	233,976	7,246	9,131	44.24	55.76
6	11	2016	7	17	16,373	7.00	123	233,976	8,143	8,230	49.73	50.27
4	27	2016	4	18	16,369	7.00	124	233,976	7,484	8,885	45.72	54.28
9	8	2016	5	15	16,365	6.99	125	233,976	7,536	8,829	46.05	53.95
8	25	2016	5	14	16,350	6.99	126	233,976	7,885	8,465	48.23	51.77
8	26	2016	6	15	16,347	6.99	127	233,976	7,557	8,790	46.23	53.77
3	18	2016	6	15	16,346	6.99	128	233,976	7,153	9,193	43.76	56.24
8	5	2016	6	13	16,346	6.99	129	233,976	8,209	8,137	50.22	49.78
3	25	2016	6	15	16,336	6.98	130	233,976	7,582	8,754	46.41	53.59
6	25	2016	7	17	16,336	6.98	131	233,976	7,939	8,397	48.60	51.40
6	13	2016	2	15	16,326	6.98	132	233,976	6,928	9,398	42.44	57.56
4	26	2016	3	15	16,317	6.97	133	233,976	6,811	9,506	41.74	58.26
9	2	2016	6	14	16,313	6.97	134	233,976	7,995	8,318	49.01	50.99
8	31	2016	4	15	16,310	6.97	135	233,976	7,350	8,960	45.06	54.94
5	31	2016	3	15	16,305	6.97	136	233,976	6,870	9,435	42.13	57.87
6	3	2016	6	16	16,279	6.96	137	233,976	7,509	8,770	46.13	53.87
4	22	2016	6	14	16,266	6.95	138	233,976	7,360	8,906	45.25	54.75
8	29	2016	2	15	16,266	6.95	139	233,976	7,174	9,092	44.10	55.90
5	13	2016	6	16	16,264	6.95	140	233,976	7,908	8,356	48.62	51.38
8	19	2016	6	13	16,263	6.95	141	233,976	8,018	8,245	49.30	50.70
5	23	2016	2	18	16,260	6.95	142	233,976	7,012	9,248	43.12	56.88
4	21	2016	5	15	16,255	6.95	143	233,976	6,950	9,305	42.76	57.24
4	15	2016	6	15	16,252	6.95	144	233,976	7,131	9,121	43.88	56.12
6	28	2016	3	17	16,230	6.94	145	233,976	7,428	8,802	45.77	54.23
5	7	2016	7	17	16,226	6.93	146	233,976	7,816	8,410	48.17	51.83
6	25	2016	7	14	16,224	6.93	147	233,976	8,231	7,993	50.73	49.27
4	29	2016	6	14	16,223	6.93	148	233,976	7,422	8,801	45.75	54.25
2	18	2016	5	15	16,212	6.93	149	233,976	6,875	9,337	42.41	57.59
5	20	2016	6	18	16,205	6.93	150	233,976	7,797	8,408	48.11	51.89
9	23	2016	6	15	16,200	6.92	151	233,976	7,315	8,885	45.15	54.85
9	23	2016	6	14	16,195	6.92	152	233,976	7,274	8,921	44.92	55.08
4	30	2016	7	16	16,187	6.92	153	233,976	8,093	8,094	50.00	50.00
6	16	2016	5	18	16,187	6.92	154	233,976	7,765	8,422	47.97	52.03
4	27	2016	4	16	16,184	6.92	155	233,976	7,031	9,153	43.44	56.56
5	12	2016	5	15	16,183	6.92	156	233,976	7,053	9,130	43.58	56.42
4	22	2016	6	18	16,182	6.92	157	233,976	7,319	8,863	45.23	54.77
8	4	2016	5	17	16,180	6.92	158	233,976	8,095	8,085	50.03	49.97
6	1	2016	4	18	16,179	6.91	159	233,976	7,226	8,953	44.66	55.34
6	17	2016	6	18	16,175	6.91	160	233,976	7,553	8,622	46.70	53.30
8	10	2016	4	18	16,173	6.91	161	233,976	7,680	8,493	47.49	52.51
8	19	2016	6	16	16,172	6.91	162	233,976	7,701	8,471	47.62	52.38
9	17	2016	7	17	16,163	6.91	163	233,976	8,151	8,012	50.43	49.57
4	5	2016	3	15	16,160	6.91	164	233,976	7,158	9,002	44.29	55.71
6	3	2016	6	17	16,140	6.90	165	233,976	7,631	8,509	47.28	52.72
6	14	2016	3	18	16,140	6.90	166	233,976	7,582	8,558	46.98	53.02
2	23	2016	3	18	16,132	6.89	167	233,976	7,425	8,707	46.03	53.97
9	17	2016	7	15	16,130	6.89	168	233,976	8,506	7,624	52.73	47.27
6	9	2016	5	14	16,126	6.89	169	233,976	7,921	8,205	49.12	50.88

MO	DY	YR	DAY OF WK	HR	HR VOL	PERCENT OF AADT	HOUR NUMBER	AADT	NORTH VOLUME	SOUTH VOLUME	PERCENT NORTH IS OF TOTAL VOLUME	PERCENT SOUTH IS OF TOTAL VOLUME
9	29	2016	5	18	16,123	6.89	170	233,976	7,725	8,398	47.91	52.09
4	28	2016	5	16	16,122	6.89	171	233,976	7,131	8,991	44.23	55.77
8	11	2016	5	14	16,120	6.89	172	233,976	7,702	8,418	47.78	52.22
8	1	2016	2	18	16,119	6.89	173	233,976	7,459	8,660	46.27	53.73
8	10	2016	4	16	16,119	6.89	174	233,976	7,369	8,750	45.72	54.28
6	18	2016	7	12	16,112	6.89	175	233,976	8,160	7,952	50.65	49.35
4	26	2016	3	17	16,111	6.89	176	233,976	7,178	8,933	44.55	55.45
5	27	2016	6	17	16,108	6.88	177	233,976	7,505	8,603	46.59	53.41
6	25	2016	7	16	16,108	6.88	178	233,976	7,972	8,136	49.49	50.51
5	6	2016	6	17	16,105	6.88	179	233,976	7,170	8,935	44.52	55.48
5	2	2016	2	16	16,098	6.88	180	233,976	6,499	9,599	40.37	59.63
6	2	2016	5	17	16,093	6.88	181	233,976	7,501	8,592	46.61	53.39
6	28	2016	3	16	16,093	6.88	182	233,976	7,185	8,908	44.65	55.35
9	7	2016	4	15	16,091	6.88	183	233,976	6,798	9,293	42.25	57.75
5	12	2016	5	18	16,088	6.88	184	233,976	7,224	8,864	44.90	55.10
4	22	2016	6	17	16,083	6.87	185	233,976	7,338	8,745	45.63	54.37
6	14	2016	3	15	16,072	6.87	186	233,976	7,345	8,727	45.70	54.30
9	29	2016	5	17	16,065	6.87	187	233,976	7,577	8,488	47.16	52.84
5	4	2016	4	18	16,059	6.86	188	233,976	6,885	9,174	42.87	57.13
1	18	2016	2	15	16,045	6.86	189	233,976	6,704	9,341	41.78	58.22
8	10	2016	4	14	16,043	6.86	190	233,976	7,765	8,278	48.40	51.60
4	30	2016	7	15	16,040	6.86	191	233,976	8,060	7,980	50.25	49.75
5	16	2016	2	17	16,039	6.85	192	233,976	6,885	9,154	42.93	57.07
5	9	2016	2	18	16,038	6.85	193	233,976	7,178	8,860	44.76	55.24
8	1	2016	2	17	16,038	6.85	194	233,976	7,366	8,672	45.93	54.07
6	20	2016	2	18	16,035	6.85	195	233,976	7,072	8,963	44.10	55.90
6	22	2016	4	16	16,033	6.85	196	233,976	7,046	8,987	43.95	56.05
6	7	2016	3	17	16,032	6.85	197	233,976	7,314	8,718	45.62	54.38
8	19	2016	6	17	16,032	6.85	198	233,976	7,642	8,390	47.67	52.33
9	30	2016	6	18	16,029	6.85	199	233,976	7,806	8,223	48.70	51.30
8	18	2016	5	16	16,025	6.85	200	233,976	8,106	7,919	50.58	49.42



AADT= 33,324      K 30 FACTOR= 9.20      K 100 FACTOR= 9.04      K 200 FACTOR= 8.88      D 30 FACTOR= 56.13



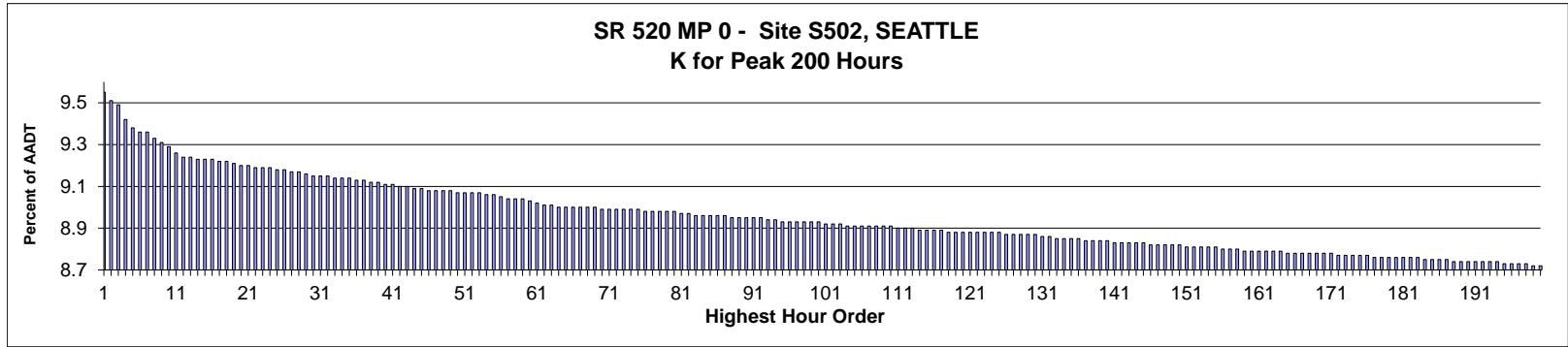
MO	DY	YR	DAY OF WK	HR	HR VOL	PERCENT OF AADT	HOUR NUMBER	AADT	EAST VOLUME	WEST VOLUME	PERCENT EAST IS OF TOTAL VOLUME	PERCENT WEST IS OF TOTAL VOLUME
10	20	2016	5	17	3,564	10.69	1	33,324	2,403	1,161	67.42	32.58
10	20	2016	5	18	3,394	10.18	2	33,324	2,337	1,057	68.86	31.14
10	20	2016	5	16	3,384	10.15	3	33,324	1,986	1,398	58.69	41.31
6	3	2016	6	16	3,204	9.61	4	33,324	1,785	1,419	55.71	44.29
6	10	2016	6	17	3,193	9.58	5	33,324	2,019	1,174	63.23	36.77
5	23	2016	2	18	3,164	9.49	6	33,324	2,212	952	69.91	30.09
10	31	2016	2	17	3,156	9.47	7	33,324	2,135	1,021	67.65	32.35
6	7	2016	3	17	3,155	9.47	8	33,324	2,036	1,119	64.53	35.47
9	15	2016	5	18	3,128	9.39	9	33,324	2,195	933	70.17	29.83
6	2	2016	5	16	3,123	9.37	10	33,324	1,747	1,376	55.94	44.06
12	15	2016	5	17	3,122	9.37	11	33,324	2,049	1,073	65.63	34.37
1	8	2016	6	18	3,111	9.34	12	33,324	2,152	959	69.17	30.83
9	8	2016	5	18	3,106	9.32	13	33,324	2,122	984	68.32	31.68
5	6	2016	6	16	3,101	9.31	14	33,324	1,805	1,296	58.21	41.79
10	11	2016	3	17	3,100	9.30	15	33,324	2,006	1,094	64.71	35.29
5	13	2016	6	17	3,097	9.29	16	33,324	1,906	1,191	61.54	38.46

MO	DY	YR	DAY OF WK	HR	HR VOL	PERCENT OF AADT	HOUR NUMBER	AADT	EAST VOLUME	WEST VOLUME	PERCENT IS OF TOTAL VOLUME	PERCENT WEST IS OF TOTAL VOLUME
5	24	2016	3	8	3,094	9.28	17	33,324	815	2,279	26.34	73.66
3	24	2016	5	16	3,092	9.28	18	33,324	1,807	1,285	58.44	41.56
9	26	2016	2	17	3,092	9.28	19	33,324	2,068	1,024	66.88	33.12
5	20	2016	6	16	3,089	9.27	20	33,324	1,707	1,382	55.26	44.74
11	4	2016	6	17	3,086	9.26	21	33,324	2,025	1,061	65.62	34.38
12	2	2016	6	16	3,081	9.25	22	33,324	1,786	1,295	57.97	42.03
5	24	2016	3	17	3,080	9.24	23	33,324	1,951	1,129	63.34	36.66
11	18	2016	6	17	3,078	9.24	24	33,324	2,009	1,069	65.27	34.73
12	2	2016	6	17	3,077	9.23	25	33,324	1,989	1,088	64.64	35.36
4	26	2016	3	8	3,076	9.23	26	33,324	794	2,282	25.81	74.19
10	10	2016	2	17	3,075	9.23	27	33,324	2,005	1,070	65.20	34.80
3	17	2016	5	16	3,069	9.21	28	33,324	1,751	1,318	57.05	42.95
9	29	2016	5	16	3,068	9.21	29	33,324	1,802	1,266	58.74	41.26
12	15	2016	5	16	3,066	9.20	30	33,324	1,721	1,345	56.13	43.87
10	3	2016	2	17	3,065	9.20	31	33,324	2,075	990	67.70	32.30
5	17	2016	3	17	3,063	9.19	32	33,324	2,005	1,058	65.46	34.54
11	29	2016	3	16	3,063	9.19	33	33,324	1,732	1,331	56.55	43.45
6	8	2016	4	8	3,060	9.18	34	33,324	894	2,166	29.22	70.78
5	6	2016	6	18	3,059	9.18	35	33,324	2,012	1,047	65.77	34.23
5	20	2016	6	17	3,058	9.18	36	33,324	1,913	1,145	62.56	37.44
5	27	2016	6	17	3,057	9.17	37	33,324	1,958	1,099	64.05	35.95
9	9	2016	6	16	3,057	9.17	38	33,324	1,766	1,291	57.77	42.23
3	25	2016	6	17	3,056	9.17	39	33,324	1,982	1,074	64.86	35.14
10	11	2016	3	16	3,055	9.17	40	33,324	1,726	1,329	56.50	43.50
9	16	2016	6	16	3,054	9.16	41	33,324	1,798	1,256	58.87	41.13
8	31	2016	4	17	3,053	9.16	42	33,324	2,099	954	68.75	31.25
9	13	2016	3	18	3,053	9.16	43	33,324	2,111	942	69.15	30.85
10	7	2016	6	17	3,050	9.15	44	33,324	1,980	1,070	64.92	35.08
10	28	2016	6	16	3,050	9.15	45	33,324	1,689	1,361	55.38	44.62
6	10	2016	6	18	3,047	9.14	46	33,324	2,027	1,020	66.52	33.48
11	18	2016	6	16	3,047	9.14	47	33,324	1,728	1,319	56.71	43.29
9	6	2016	3	18	3,046	9.14	48	33,324	2,104	942	69.07	30.93
9	22	2016	5	16	3,045	9.14	49	33,324	1,767	1,278	58.03	41.97
5	12	2016	5	17	3,044	9.13	50	33,324	1,978	1,066	64.98	35.02
2	2	2016	3	18	3,043	9.13	51	33,324	2,161	882	71.02	28.98
3	18	2016	6	17	3,043	9.13	52	33,324	1,961	1,082	64.44	35.56
5	13	2016	6	16	3,042	9.13	53	33,324	1,764	1,278	57.99	42.01
5	17	2016	3	8	3,042	9.13	54	33,324	767	2,275	25.21	74.79
10	13	2016	5	16	3,042	9.13	55	33,324	1,775	1,267	58.35	41.65
5	19	2016	5	18	3,041	9.13	56	33,324	2,068	973	68.00	32.00
9	30	2016	6	16	3,041	9.13	57	33,324	1,722	1,319	56.63	43.37
4	27	2016	4	8	3,040	9.12	58	33,324	777	2,263	25.56	74.44
6	6	2016	2	17	3,040	9.12	59	33,324	1,998	1,042	65.72	34.28
6	10	2016	6	16	3,040	9.12	60	33,324	1,759	1,281	57.86	42.14
9	23	2016	6	16	3,037	9.11	61	33,324	1,731	1,306	57.00	43.00
12	6	2016	3	16	3,037	9.11	62	33,324	1,692	1,345	55.71	44.29
5	3	2016	3	18	3,034	9.10	63	33,324	2,070	964	68.23	31.77
5	20	2016	6	18	3,034	9.10	64	33,324	1,928	1,106	63.55	36.45
12	13	2016	3	16	3,032	9.10	65	33,324	1,729	1,303	57.03	42.97
6	7	2016	3	16	3,030	9.09	66	33,324	1,678	1,352	55.38	44.62
8	10	2016	4	17	3,030	9.09	67	33,324	2,089	941	68.94	31.06

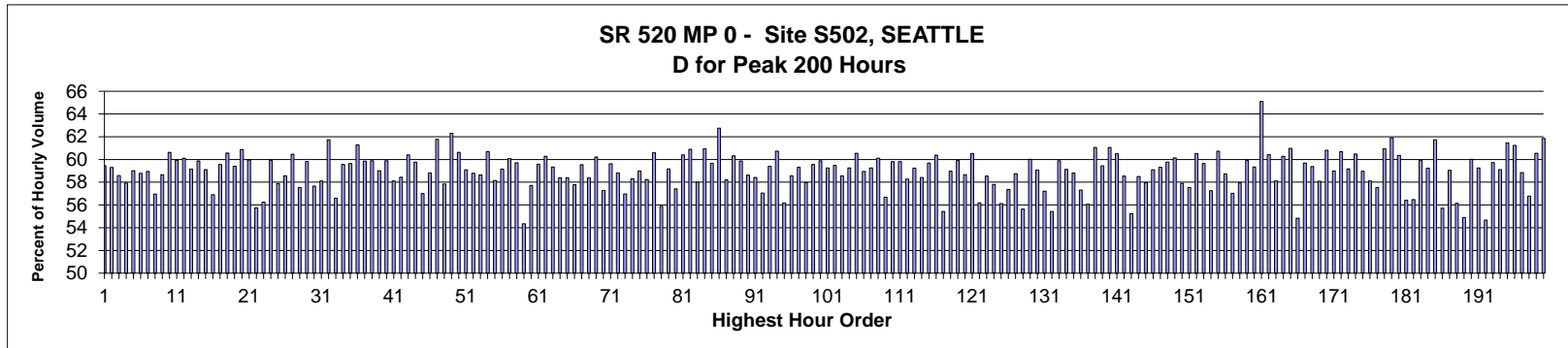
MO	DY	YR	DAY OF WK	HR	HR VOL	PERCENT OF AADT	HOUR NUMBER	AADT	EAST VOLUME	WEST VOLUME	PERCENT EAST IS OF TOTAL VOLUME	PERCENT WEST IS OF TOTAL VOLUME
12	12	2016	2	17	3,030	9.09	68	33,324	2,051	979	67.69	32.31
10	6	2016	5	16	3,029	9.09	69	33,324	1,736	1,293	57.31	42.69
9	22	2016	5	18	3,028	9.09	70	33,324	2,034	994	67.17	32.83
3	18	2016	6	16	3,027	9.08	71	33,324	1,740	1,287	57.48	42.52
3	25	2016	6	18	3,027	9.08	72	33,324	1,961	1,066	64.78	35.22
6	7	2016	3	8	3,027	9.08	73	33,324	839	2,188	27.72	72.28
9	29	2016	5	17	3,026	9.08	74	33,324	1,985	1,041	65.60	34.40
11	17	2016	5	17	3,025	9.08	75	33,324	2,030	995	67.11	32.89
3	18	2016	6	18	3,024	9.07	76	33,324	1,959	1,065	64.78	35.22
4	19	2016	3	17	3,024	9.07	77	33,324	1,981	1,043	65.51	34.49
6	9	2016	5	17	3,024	9.07	78	33,324	2,003	1,021	66.24	33.76
12	8	2016	5	17	3,024	9.07	79	33,324	2,137	887	70.67	29.33
6	7	2016	3	18	3,023	9.07	80	33,324	2,050	973	67.81	32.19
11	29	2016	3	17	3,023	9.07	81	33,324	2,024	999	66.95	33.05
4	14	2016	5	18	3,022	9.07	82	33,324	2,013	1,009	66.61	33.39
5	26	2016	5	16	3,021	9.07	83	33,324	1,717	1,304	56.84	43.16
6	1	2016	4	17	3,021	9.07	84	33,324	1,998	1,023	66.14	33.86
5	26	2016	5	17	3,020	9.06	85	33,324	1,938	1,082	64.17	35.83
10	19	2016	4	17	3,020	9.06	86	33,324	2,023	997	66.99	33.01
5	19	2016	5	17	3,019	9.06	87	33,324	1,988	1,031	65.85	34.15
5	26	2016	5	18	3,019	9.06	88	33,324	2,107	912	69.79	30.21
6	3	2016	6	17	3,019	9.06	89	33,324	1,947	1,072	64.49	35.51
9	20	2016	3	18	3,019	9.06	90	33,324	2,036	983	67.44	32.56
11	29	2016	3	18	3,019	9.06	91	33,324	2,107	912	69.79	30.21
12	1	2016	5	17	3,019	9.06	92	33,324	2,063	956	68.33	31.67
11	8	2016	3	16	3,018	9.06	93	33,324	1,724	1,294	57.12	42.88
11	15	2016	3	16	3,018	9.06	94	33,324	1,732	1,286	57.39	42.61
5	18	2016	4	8	3,017	9.05	95	33,324	792	2,225	26.25	73.75
5	23	2016	2	17	3,017	9.05	96	33,324	2,009	1,008	66.59	33.41
10	12	2016	4	18	3,017	9.05	97	33,324	2,101	916	69.64	30.36
12	14	2016	4	17	3,014	9.04	98	33,324	2,010	1,004	66.69	33.31
5	25	2016	4	17	3,013	9.04	99	33,324	2,004	1,009	66.51	33.49
9	21	2016	4	8	3,013	9.04	100	33,324	705	2,308	23.40	76.60
1	14	2016	5	18	3,012	9.04	101	33,324	2,086	926	69.26	30.74
7	12	2016	3	17	3,011	9.04	102	33,324	1,967	1,044	65.33	34.67
5	25	2016	4	8	3,010	9.03	103	33,324	836	2,174	27.77	72.23
5	11	2016	4	18	3,009	9.03	104	33,324	2,072	937	68.86	31.14
2	24	2016	4	8	3,008	9.03	105	33,324	711	2,297	23.64	76.36
5	10	2016	3	17	3,008	9.03	106	33,324	1,942	1,066	64.56	35.44
5	11	2016	4	17	3,005	9.02	107	33,324	1,984	1,021	66.02	33.98
5	18	2016	4	17	3,004	9.01	108	33,324	2,029	975	67.54	32.46
6	6	2016	2	16	3,003	9.01	109	33,324	1,673	1,330	55.71	44.29
10	28	2016	6	17	3,002	9.01	110	33,324	1,891	1,111	62.99	37.01
4	29	2016	6	16	3,001	9.01	111	33,324	1,793	1,208	59.75	40.25
5	10	2016	3	8	3,000	9.00	112	33,324	779	2,221	25.97	74.03
9	28	2016	4	8	2,999	9.00	113	33,324	703	2,296	23.44	76.56
10	12	2016	4	17	2,996	8.99	114	33,324	1,967	1,029	65.65	34.35
11	8	2016	3	8	2,996	8.99	115	33,324	703	2,293	23.46	76.54
2	1	2016	2	18	2,995	8.99	116	33,324	2,183	812	72.89	27.11
4	27	2016	4	18	2,995	8.99	117	33,324	2,039	956	68.08	31.92
9	15	2016	5	16	2,995	8.99	118	33,324	1,770	1,225	59.10	40.90

MO	DY	YR	DAY OF WK	HR	HR VOL	PERCENT OF AADT	HOUR NUMBER	AADT	EAST VOLUME	WEST VOLUME	PERCENT EAST IS OF TOTAL VOLUME	PERCENT WEST IS OF TOTAL VOLUME
8	25	2016	5	17	2,994	8.98	119	33,324	1,981	1,013	66.17	33.83
12	8	2016	5	16	2,994	8.98	120	33,324	1,780	1,214	59.45	40.55
9	27	2016	3	8	2,992	8.98	121	33,324	732	2,260	24.47	75.53
10	18	2016	3	17	2,992	8.98	122	33,324	2,025	967	67.68	32.32
5	31	2016	3	17	2,990	8.97	123	33,324	2,017	973	67.46	32.54
8	19	2016	6	17	2,990	8.97	124	33,324	1,976	1,014	66.09	33.91
1	15	2016	6	18	2,989	8.97	125	33,324	2,068	921	69.19	30.81
4	25	2016	2	17	2,989	8.97	126	33,324	1,962	1,027	65.64	34.36
9	27	2016	3	16	2,989	8.97	127	33,324	1,710	1,279	57.21	42.79
5	12	2016	5	16	2,988	8.97	128	33,324	1,669	1,319	55.86	44.14
7	8	2016	6	17	2,988	8.97	129	33,324	1,972	1,016	66.00	34.00
12	13	2016	3	17	2,988	8.97	130	33,324	1,958	1,030	65.53	34.47
10	7	2016	6	16	2,987	8.96	131	33,324	1,713	1,274	57.35	42.65
3	17	2016	5	9	2,986	8.96	132	33,324	785	2,201	26.29	73.71
5	6	2016	6	17	2,985	8.96	133	33,324	1,903	1,082	63.75	36.25
9	20	2016	3	8	2,985	8.96	134	33,324	739	2,246	24.76	75.24
10	7	2016	6	18	2,984	8.95	135	33,324	1,973	1,011	66.12	33.88
11	4	2016	6	16	2,984	8.95	136	33,324	1,709	1,275	57.27	42.73
11	17	2016	5	8	2,984	8.95	137	33,324	713	2,271	23.89	76.11
11	21	2016	2	17	2,984	8.95	138	33,324	1,986	998	66.55	33.45
10	12	2016	4	8	2,983	8.95	139	33,324	731	2,252	24.51	75.49
11	22	2016	3	16	2,983	8.95	140	33,324	1,717	1,266	57.56	42.44
5	12	2016	5	18	2,982	8.95	141	33,324	2,013	969	67.51	32.49
7	13	2016	4	18	2,982	8.95	142	33,324	2,060	922	69.08	30.92
9	16	2016	6	17	2,982	8.95	143	33,324	1,976	1,006	66.26	33.74
10	6	2016	5	18	2,982	8.95	144	33,324	2,055	927	68.91	31.09
5	10	2016	3	18	2,981	8.95	145	33,324	2,024	957	67.90	32.10
7	20	2016	4	17	2,980	8.94	146	33,324	1,905	1,075	63.93	36.07
9	14	2016	4	18	2,980	8.94	147	33,324	2,053	927	68.89	31.11
11	8	2016	3	17	2,980	8.94	148	33,324	1,949	1,031	65.40	34.60
5	3	2016	3	17	2,979	8.94	149	33,324	1,917	1,062	64.35	35.65
9	27	2016	3	17	2,979	8.94	150	33,324	1,941	1,038	65.16	34.84
12	7	2016	4	17	2,979	8.94	151	33,324	1,977	1,002	66.36	33.64
9	8	2016	5	16	2,978	8.94	152	33,324	1,676	1,302	56.28	43.72
11	22	2016	3	17	2,978	8.94	153	33,324	1,950	1,028	65.48	34.52
4	18	2016	2	17	2,977	8.93	154	33,324	1,956	1,021	65.70	34.30
9	13	2016	3	17	2,977	8.93	155	33,324	1,990	987	66.85	33.15
4	18	2016	2	18	2,976	8.93	156	33,324	2,064	912	69.35	30.65
5	19	2016	5	8	2,976	8.93	157	33,324	748	2,228	25.13	74.87
5	9	2016	2	17	2,975	8.93	158	33,324	1,969	1,006	66.18	33.82
5	27	2016	6	16	2,975	8.93	159	33,324	1,695	1,280	56.97	43.03
1	29	2016	6	17	2,973	8.92	160	33,324	1,893	1,080	63.67	36.33
10	6	2016	5	17	2,973	8.92	161	33,324	1,942	1,031	65.32	34.68
3	24	2016	5	18	2,972	8.92	162	33,324	2,060	912	69.31	30.69
1	29	2016	6	18	2,971	8.92	163	33,324	2,088	883	70.28	29.72
5	5	2016	5	8	2,970	8.91	164	33,324	713	2,257	24.01	75.99
5	25	2016	4	18	2,970	8.91	165	33,324	2,046	924	68.89	31.11
5	12	2016	5	8	2,969	8.91	166	33,324	743	2,226	25.03	74.97
10	3	2016	2	18	2,969	8.91	167	33,324	2,097	872	70.63	29.37
4	26	2016	3	18	2,968	8.91	168	33,324	2,031	937	68.43	31.57
6	3	2016	6	18	2,968	8.91	169	33,324	1,947	1,021	65.60	34.40

MO	DY	YR	DAY OF WK	HR	HR VOL	PERCENT OF AADT	HOUR NUMBER	AADT	EAST VOLUME	WEST VOLUME	PERCENT EAST IS OF TOTAL VOLUME	PERCENT WEST IS OF TOTAL VOLUME
9	20	2016	3	17	2,968	8.91	170	33,324	1,995	973	67.22	32.78
10	18	2016	3	16	2,968	8.91	171	33,324	1,711	1,257	57.65	42.35
11	15	2016	3	17	2,968	8.91	172	33,324	1,987	981	66.95	33.05
7	19	2016	3	17	2,967	8.90	173	33,324	1,997	970	67.31	32.69
9	9	2016	6	18	2,967	8.90	174	33,324	2,026	941	68.28	31.72
4	21	2016	5	18	2,966	8.90	175	33,324	2,012	954	67.84	32.16
5	2	2016	2	17	2,966	8.90	176	33,324	1,984	982	66.89	33.11
7	27	2016	4	18	2,966	8.90	177	33,324	2,079	887	70.09	29.91
9	20	2016	3	16	2,966	8.90	178	33,324	1,692	1,274	57.05	42.95
5	13	2016	6	18	2,965	8.90	179	33,324	1,957	1,008	66.00	34.00
7	14	2016	5	18	2,965	8.90	180	33,324	2,118	847	71.43	28.57
10	28	2016	6	18	2,965	8.90	181	33,324	1,990	975	67.12	32.88
4	26	2016	3	17	2,964	8.89	182	33,324	1,927	1,037	65.01	34.99
3	24	2016	5	17	2,963	8.89	183	33,324	1,960	1,003	66.15	33.85
4	29	2016	6	18	2,963	8.89	184	33,324	2,005	958	67.67	32.33
5	31	2016	3	18	2,963	8.89	185	33,324	2,033	930	68.61	31.39
8	4	2016	5	17	2,963	8.89	186	33,324	1,962	1,001	66.22	33.78
9	7	2016	4	8	2,963	8.89	187	33,324	731	2,232	24.67	75.33
9	22	2016	5	17	2,963	8.89	188	33,324	1,911	1,052	64.50	35.50
10	4	2016	3	17	2,963	8.89	189	33,324	1,963	1,000	66.25	33.75
12	16	2016	6	16	2,963	8.89	190	33,324	1,702	1,261	57.44	42.56
1	28	2016	5	18	2,962	8.89	191	33,324	2,072	890	69.95	30.05
5	31	2016	3	8	2,962	8.89	192	33,324	730	2,232	24.65	75.35
9	12	2016	2	17	2,962	8.89	193	33,324	1,965	997	66.34	33.66
12	16	2016	6	17	2,962	8.89	194	33,324	1,957	1,005	66.07	33.93
5	10	2016	3	16	2,961	8.89	195	33,324	1,634	1,327	55.18	44.82
10	17	2016	2	18	2,961	8.89	196	33,324	2,132	829	72.00	28.00
1	5	2016	3	18	2,960	8.88	197	33,324	2,116	844	71.49	28.51
8	31	2016	4	18	2,960	8.88	198	33,324	2,031	929	68.61	31.39
9	27	2016	3	18	2,960	8.88	199	33,324	2,044	916	69.05	30.95
6	2	2016	5	8	2,959	8.88	200	33,324	745	2,214	25.18	74.82



AADT= 49,252      K 30 FACTOR= 9.15      K 100 FACTOR= 8.93      K 200 FACTOR= 8.72      D 30 FACTOR= 57.67



MO	DY	YR	DAY OF WK	HR	HR VOL	PERCENT OF AADT	HOUR NUMBER	AADT	EAST VOLUME	WEST VOLUME	PERCENT EAST IS OF TOTAL VOLUME	PERCENT WEST IS OF TOTAL VOLUME
9	7	2016	4	9	4,705	9.55	1	49,252	1,909	2,796	40.57	59.43
8	9	2016	3	9	4,686	9.51	2	49,252	1,907	2,779	40.70	59.30
2	11	2016	5	9	4,676	9.49	3	49,252	1,937	2,739	41.42	58.58
6	28	2016	3	9	4,638	9.42	4	49,252	1,951	2,687	42.07	57.93
6	13	2016	2	9	4,619	9.38	5	49,252	1,893	2,726	40.98	59.02
5	26	2016	5	9	4,610	9.36	6	49,252	1,900	2,710	41.21	58.79
5	23	2016	2	9	4,608	9.36	7	49,252	1,892	2,716	41.06	58.94
6	29	2016	4	9	4,595	9.33	8	49,252	1,977	2,618	43.03	56.97
7	27	2016	4	9	4,586	9.31	9	49,252	1,896	2,690	41.34	58.66
1	8	2016	6	9	4,575	9.29	10	49,252	1,801	2,774	39.37	60.63
2	18	2016	5	9	4,561	9.26	11	49,252	1,827	2,734	40.06	59.94
8	2	2016	3	9	4,552	9.24	12	49,252	1,816	2,736	39.89	60.11
10	25	2016	3	9	4,552	9.24	13	49,252	1,859	2,693	40.84	59.16
9	1	2016	5	9	4,547	9.23	14	49,252	1,825	2,722	40.14	59.86
9	15	2016	5	9	4,547	9.23	15	49,252	1,859	2,688	40.88	59.12
8	11	2016	5	9	4,546	9.23	16	49,252	1,959	2,587	43.09	56.91

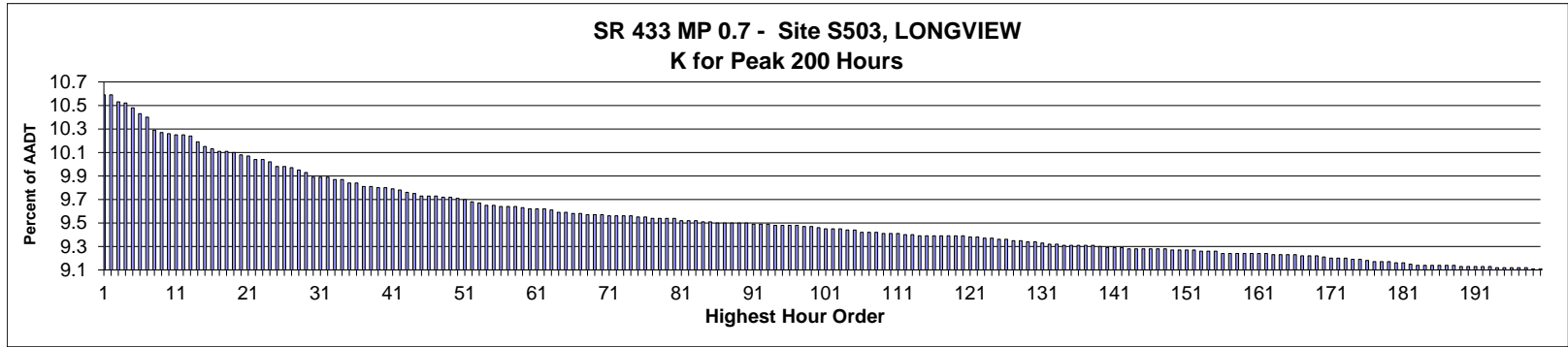


MO	DY	YR	DAY OF WK	HR	HR VOL	PERCENT OF AADT	HOUR NUMBER	AADT	EAST VOLUME	WEST VOLUME	PERCENT EAST IS OF TOTAL VOLUME	PERCENT WEST IS OF TOTAL VOLUME
11	21	2016	2	9	4,543	9.22	17	49,252	1,837	2,706	40.44	59.56
5	31	2016	3	9	4,542	9.22	18	49,252	1,791	2,751	39.43	60.57
2	24	2016	4	8	4,536	9.21	19	49,252	1,842	2,694	40.61	59.39
5	16	2016	2	8	4,532	9.20	20	49,252	1,773	2,759	39.12	60.88
7	19	2016	3	8	4,530	9.20	21	49,252	1,814	2,716	40.04	59.96
10	27	2016	5	18	4,528	9.19	22	49,252	2,524	2,004	55.74	44.26
7	11	2016	2	9	4,526	9.19	23	49,252	1,980	2,546	43.75	56.25
9	27	2016	3	9	4,526	9.19	24	49,252	1,814	2,712	40.08	59.92
3	8	2016	3	9	4,522	9.18	25	49,252	1,904	2,618	42.11	57.89
6	20	2016	2	9	4,520	9.18	26	49,252	1,873	2,647	41.44	58.56
11	30	2016	4	9	4,517	9.17	27	49,252	1,786	2,731	39.54	60.46
5	18	2016	4	8	4,514	9.17	28	49,252	1,917	2,597	42.47	57.53
6	9	2016	5	8	4,512	9.16	29	49,252	1,813	2,699	40.18	59.82
6	30	2016	5	9	4,507	9.15	30	49,252	1,908	2,599	42.33	57.67
7	6	2016	4	9	4,506	9.15	31	49,252	1,888	2,618	41.90	58.10
11	22	2016	3	9	4,506	9.15	32	49,252	1,724	2,782	38.26	61.74
6	14	2016	3	18	4,504	9.14	33	49,252	2,549	1,955	56.59	43.41
5	16	2016	2	9	4,502	9.14	34	49,252	1,820	2,682	40.43	59.57
1	19	2016	3	8	4,500	9.14	35	49,252	1,816	2,684	40.36	59.64
11	17	2016	5	9	4,496	9.13	36	49,252	1,741	2,755	38.72	61.28
11	7	2016	2	8	4,495	9.13	37	49,252	1,805	2,690	40.16	59.84
1	7	2016	5	9	4,491	9.12	38	49,252	1,801	2,690	40.10	59.90
2	10	2016	4	8	4,491	9.12	39	49,252	1,841	2,650	40.99	59.01
7	20	2016	4	9	4,489	9.11	40	49,252	1,800	2,689	40.10	59.90
5	25	2016	4	8	4,487	9.11	41	49,252	1,880	2,607	41.90	58.10
6	6	2016	2	9	4,484	9.10	42	49,252	1,864	2,620	41.57	58.43
10	27	2016	5	9	4,483	9.10	43	49,252	1,775	2,708	39.59	60.41
3	3	2016	5	9	4,477	9.09	44	49,252	1,801	2,676	40.23	59.77
7	7	2016	5	9	4,477	9.09	45	49,252	1,925	2,552	43.00	57.00
9	22	2016	5	18	4,474	9.08	46	49,252	2,632	1,842	58.83	41.17
3	2	2016	4	8	4,473	9.08	47	49,252	1,710	2,763	38.23	61.77
7	12	2016	3	9	4,470	9.08	48	49,252	1,884	2,586	42.15	57.85
11	28	2016	2	9	4,470	9.08	49	49,252	1,685	2,785	37.70	62.30
5	26	2016	5	8	4,468	9.07	50	49,252	1,759	2,709	39.37	60.63
2	1	2016	2	8	4,466	9.07	51	49,252	1,827	2,639	40.91	59.09
5	18	2016	4	9	4,466	9.07	52	49,252	1,841	2,625	41.22	58.78
10	19	2016	4	8	4,466	9.07	53	49,252	1,847	2,619	41.36	58.64
11	16	2016	4	8	4,463	9.06	54	49,252	1,755	2,708	39.32	60.68
6	1	2016	4	18	4,462	9.06	55	49,252	2,595	1,867	58.16	41.84
4	13	2016	4	9	4,459	9.05	56	49,252	1,821	2,638	40.84	59.16
11	8	2016	3	8	4,454	9.04	57	49,252	1,778	2,676	39.92	60.08
7	19	2016	3	9	4,453	9.04	58	49,252	1,794	2,659	40.29	59.71
6	16	2016	5	18	4,452	9.04	59	49,252	2,419	2,033	54.34	45.66
6	22	2016	4	9	4,449	9.03	60	49,252	1,881	2,568	42.28	57.72
11	10	2016	5	9	4,442	9.02	61	49,252	1,795	2,647	40.41	59.59
4	20	2016	4	8	4,440	9.01	62	49,252	1,764	2,676	39.73	60.27
7	18	2016	2	9	4,439	9.01	63	49,252	1,805	2,634	40.66	59.34
4	27	2016	4	8	4,435	9.00	64	49,252	1,845	2,590	41.60	58.40
9	20	2016	3	8	4,435	9.00	65	49,252	1,845	2,590	41.60	58.40
7	26	2016	3	9	4,434	9.00	66	49,252	1,872	2,562	42.22	57.78
3	16	2016	4	8	4,432	9.00	67	49,252	1,793	2,639	40.46	59.54

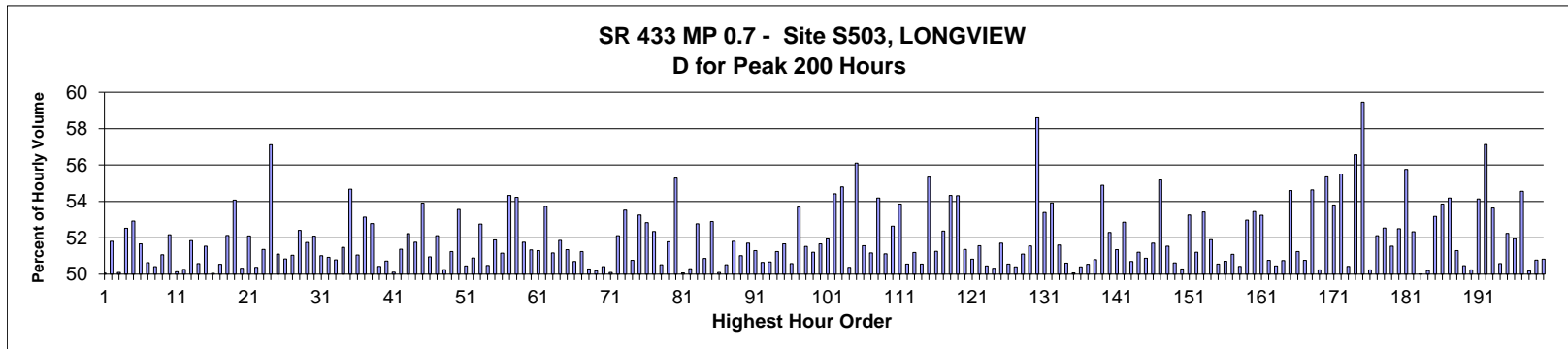
MO	DY	YR	DAY OF WK	HR	HR VOL	PERCENT OF AADT	HOUR NUMBER	AADT	EAST VOLUME	WEST VOLUME	PERCENT EAST IS OF TOTAL VOLUME	PERCENT WEST IS OF TOTAL VOLUME
9	20	2016	3	18	4,432	9.00	68	49,252	2,587	1,845	58.37	41.63
4	14	2016	5	9	4,431	9.00	69	49,252	1,763	2,668	39.79	60.21
10	6	2016	5	9	4,429	8.99	70	49,252	1,892	2,537	42.72	57.28
11	29	2016	3	9	4,429	8.99	71	49,252	1,788	2,641	40.37	59.63
1	27	2016	4	8	4,428	8.99	72	49,252	1,824	2,604	41.19	58.81
7	13	2016	4	18	4,428	8.99	73	49,252	2,522	1,906	56.96	43.04
9	15	2016	5	8	4,428	8.99	74	49,252	1,847	2,581	41.71	58.29
2	10	2016	4	9	4,427	8.99	75	49,252	1,816	2,611	41.02	58.98
11	18	2016	6	9	4,425	8.98	76	49,252	1,848	2,577	41.76	58.24
10	28	2016	6	9	4,424	8.98	77	49,252	1,744	2,680	39.42	60.58
8	17	2016	4	9	4,423	8.98	78	49,252	1,952	2,471	44.13	55.87
6	16	2016	5	8	4,422	8.98	79	49,252	1,805	2,617	40.82	59.18
12	14	2016	4	9	4,422	8.98	80	49,252	1,883	2,539	42.58	57.42
7	26	2016	3	8	4,419	8.97	81	49,252	1,750	2,669	39.60	60.40
6	15	2016	4	8	4,417	8.97	82	49,252	1,727	2,690	39.10	60.90
3	11	2016	6	9	4,415	8.96	83	49,252	1,854	2,561	41.99	58.01
3	24	2016	5	8	4,413	8.96	84	49,252	1,724	2,689	39.07	60.93
2	9	2016	3	8	4,412	8.96	85	49,252	1,780	2,632	40.34	59.66
3	31	2016	5	9	4,412	8.96	86	49,252	1,643	2,769	37.24	62.76
10	18	2016	3	9	4,411	8.96	87	49,252	1,843	2,568	41.78	58.22
12	15	2016	5	8	4,409	8.95	88	49,252	1,750	2,659	39.69	60.31
10	6	2016	5	8	4,408	8.95	89	49,252	1,769	2,639	40.13	59.87
6	29	2016	4	8	4,407	8.95	90	49,252	1,823	2,584	41.37	58.63
6	30	2016	5	18	4,407	8.95	91	49,252	2,574	1,833	58.41	41.59
8	23	2016	3	9	4,407	8.95	92	49,252	1,893	2,514	42.95	57.05
6	28	2016	3	8	4,404	8.94	93	49,252	1,788	2,616	40.60	59.40
8	29	2016	2	9	4,404	8.94	94	49,252	1,730	2,674	39.28	60.72
2	4	2016	5	18	4,400	8.93	95	49,252	2,471	1,929	56.16	43.84
9	23	2016	6	9	4,400	8.93	96	49,252	1,823	2,577	41.43	58.57
10	18	2016	3	8	4,400	8.93	97	49,252	1,790	2,610	40.68	59.32
8	1	2016	2	9	4,399	8.93	98	49,252	1,849	2,550	42.03	57.97
5	23	2016	2	8	4,398	8.93	99	49,252	1,778	2,620	40.43	59.57
2	4	2016	5	8	4,396	8.93	100	49,252	1,763	2,633	40.10	59.90
10	25	2016	3	8	4,394	8.92	101	49,252	1,790	2,604	40.74	59.26
4	26	2016	3	8	4,391	8.92	102	49,252	1,779	2,612	40.51	59.49
12	1	2016	5	9	4,391	8.92	103	49,252	1,819	2,572	41.43	58.57
3	14	2016	2	9	4,390	8.91	104	49,252	1,789	2,601	40.75	59.25
6	22	2016	4	18	4,390	8.91	105	49,252	2,658	1,732	60.55	39.45
9	21	2016	4	9	4,390	8.91	106	49,252	1,802	2,588	41.05	58.95
6	21	2016	3	8	4,388	8.91	107	49,252	1,788	2,600	40.75	59.25
4	7	2016	5	9	4,386	8.91	108	49,252	1,749	2,637	39.88	60.12
5	17	2016	3	8	4,386	8.91	109	49,252	1,900	2,486	43.32	56.68
12	14	2016	4	8	4,386	8.91	110	49,252	1,763	2,623	40.20	59.80
2	2	2016	3	8	4,383	8.90	111	49,252	1,762	2,621	40.20	59.80
4	26	2016	3	18	4,381	8.90	112	49,252	2,553	1,828	58.27	41.73
5	11	2016	4	9	4,381	8.90	113	49,252	1,786	2,595	40.77	59.23
1	15	2016	6	9	4,378	8.89	114	49,252	1,821	2,557	41.59	58.41
7	28	2016	5	9	4,378	8.89	115	49,252	1,765	2,613	40.32	59.68
10	7	2016	6	9	4,377	8.89	116	49,252	1,734	2,643	39.62	60.38
11	4	2016	6	18	4,377	8.89	117	49,252	2,426	1,951	55.43	44.57
1	25	2016	2	9	4,376	8.88	118	49,252	1,796	2,580	41.04	58.96

MO	DY	YR	DAY OF WK	HR	HR VOL	PERCENT OF AADT	HOUR NUMBER	AADT	EAST VOLUME	WEST VOLUME	PERCENT EAST IS OF TOTAL VOLUME	PERCENT WEST IS OF TOTAL VOLUME
5	13	2016	6	9	4,376	8.88	119	49,252	1,754	2,622	40.08	59.92
12	1	2016	5	8	4,376	8.88	120	49,252	1,809	2,567	41.34	58.66
12	13	2016	3	8	4,376	8.88	121	49,252	1,727	2,649	39.47	60.53
5	25	2016	4	9	4,375	8.88	122	49,252	1,917	2,458	43.82	56.18
7	19	2016	3	18	4,375	8.88	123	49,252	2,561	1,814	58.54	41.46
10	6	2016	5	18	4,375	8.88	124	49,252	2,529	1,846	57.81	42.19
8	10	2016	4	9	4,373	8.88	125	49,252	1,919	2,454	43.88	56.12
5	19	2016	5	8	4,369	8.87	126	49,252	1,863	2,506	42.64	57.36
2	22	2016	2	8	4,367	8.87	127	49,252	1,802	2,565	41.26	58.74
2	23	2016	3	18	4,367	8.87	128	49,252	2,430	1,937	55.64	44.36
3	2	2016	4	9	4,367	8.87	129	49,252	1,746	2,621	39.98	60.02
9	12	2016	2	9	4,367	8.87	130	49,252	1,787	2,580	40.92	59.08
6	7	2016	3	18	4,365	8.86	131	49,252	2,497	1,868	57.21	42.79
8	18	2016	5	18	4,363	8.86	132	49,252	2,418	1,945	55.42	44.58
8	23	2016	3	8	4,360	8.85	133	49,252	1,749	2,611	40.11	59.89
11	29	2016	3	8	4,359	8.85	134	49,252	1,781	2,578	40.86	59.14
6	2	2016	5	9	4,358	8.85	135	49,252	1,795	2,563	41.19	58.81
11	17	2016	5	8	4,357	8.85	136	49,252	1,860	2,497	42.69	57.31
4	28	2016	5	18	4,356	8.84	137	49,252	2,442	1,914	56.06	43.94
8	10	2016	4	8	4,355	8.84	138	49,252	1,696	2,659	38.94	61.06
2	5	2016	6	9	4,353	8.84	139	49,252	1,766	2,587	40.57	59.43
12	8	2016	5	8	4,352	8.84	140	49,252	1,695	2,657	38.95	61.05
1	19	2016	3	9	4,350	8.83	141	49,252	1,718	2,632	39.49	60.51
4	28	2016	5	8	4,350	8.83	142	49,252	1,804	2,546	41.47	58.53
12	8	2016	5	18	4,350	8.83	143	49,252	2,402	1,948	55.22	44.78
6	14	2016	3	8	4,348	8.83	144	49,252	1,805	2,543	41.51	58.49
12	15	2016	5	9	4,348	8.83	145	49,252	1,828	2,520	42.04	57.96
4	14	2016	5	8	4,346	8.82	146	49,252	1,778	2,568	40.91	59.09
7	13	2016	4	8	4,346	8.82	147	49,252	1,768	2,578	40.68	59.32
3	22	2016	3	8	4,345	8.82	148	49,252	1,748	2,597	40.23	59.77
4	12	2016	3	9	4,343	8.82	149	49,252	1,731	2,612	39.86	60.14
5	12	2016	5	9	4,343	8.82	150	49,252	1,828	2,515	42.09	57.91
4	21	2016	5	18	4,341	8.81	151	49,252	2,498	1,843	57.54	42.46
5	24	2016	3	9	4,341	8.81	152	49,252	1,714	2,627	39.48	60.52
9	16	2016	6	9	4,339	8.81	153	49,252	1,751	2,588	40.35	59.65
11	16	2016	4	9	4,339	8.81	154	49,252	1,855	2,484	42.75	57.25
5	31	2016	3	8	4,338	8.81	155	49,252	1,704	2,634	39.28	60.72
7	21	2016	5	9	4,335	8.80	156	49,252	1,789	2,546	41.27	58.73
8	25	2016	5	9	4,335	8.80	157	49,252	1,863	2,472	42.98	57.02
11	30	2016	4	8	4,334	8.80	158	49,252	1,823	2,511	42.06	57.94
3	31	2016	5	8	4,331	8.79	159	49,252	1,736	2,595	40.08	59.92
11	10	2016	5	8	4,330	8.79	160	49,252	1,761	2,569	40.67	59.33
2	9	2016	3	9	4,328	8.79	161	49,252	1,510	2,818	34.89	65.11
2	23	2016	3	8	4,328	8.79	162	49,252	1,713	2,615	39.58	60.42
9	6	2016	3	9	4,327	8.79	163	49,252	1,812	2,515	41.88	58.12
10	11	2016	3	8	4,327	8.79	164	49,252	1,719	2,608	39.73	60.27
7	20	2016	4	8	4,326	8.78	165	49,252	1,688	2,638	39.02	60.98
10	20	2016	5	18	4,326	8.78	166	49,252	2,372	1,954	54.83	45.17
6	13	2016	2	8	4,324	8.78	167	49,252	1,743	2,581	40.31	59.69
9	20	2016	3	9	4,324	8.78	168	49,252	1,757	2,567	40.63	59.37
2	16	2016	3	9	4,323	8.78	169	49,252	1,812	2,511	41.92	58.08

MO	DY	YR	DAY OF WK	HR	HR VOL	PERCENT OF AADT	HOUR NUMBER	AADT	EAST VOLUME	WEST VOLUME	PERCENT EAST IS OF TOTAL VOLUME	PERCENT WEST IS OF TOTAL VOLUME
6	14	2016	3	9	4,322	8.78	170	49,252	1,694	2,628	39.19	60.81
7	29	2016	6	9	4,322	8.78	171	49,252	1,772	2,550	41.00	59.00
7	28	2016	5	8	4,321	8.77	172	49,252	1,699	2,622	39.32	60.68
11	17	2016	5	18	4,321	8.77	173	49,252	2,557	1,764	59.18	40.82
3	4	2016	6	8	4,319	8.77	174	49,252	1,707	2,612	39.52	60.48
9	13	2016	3	8	4,319	8.77	175	49,252	1,772	2,547	41.03	58.97
9	9	2016	6	9	4,317	8.77	176	49,252	1,808	2,509	41.88	58.12
2	24	2016	4	9	4,316	8.76	177	49,252	1,833	2,483	42.47	57.53
10	10	2016	2	8	4,316	8.76	178	49,252	1,686	2,630	39.06	60.94
3	3	2016	5	8	4,315	8.76	179	49,252	1,644	2,671	38.10	61.90
5	20	2016	6	9	4,315	8.76	180	49,252	1,710	2,605	39.63	60.37
10	25	2016	3	18	4,314	8.76	181	49,252	2,434	1,880	56.42	43.58
6	2	2016	5	18	4,313	8.76	182	49,252	2,436	1,877	56.48	43.52
10	24	2016	2	9	4,313	8.76	183	49,252	1,729	2,584	40.09	59.91
9	27	2016	3	8	4,311	8.75	184	49,252	1,757	2,554	40.76	59.24
10	17	2016	2	9	4,311	8.75	185	49,252	1,650	2,661	38.27	61.73
7	21	2016	5	18	4,309	8.75	186	49,252	2,401	1,908	55.72	44.28
1	14	2016	5	8	4,308	8.75	187	49,252	1,764	2,544	40.95	59.05
10	12	2016	4	18	4,307	8.74	188	49,252	2,418	1,889	56.14	43.86
12	15	2016	5	18	4,307	8.74	189	49,252	2,364	1,943	54.89	45.11
6	21	2016	3	18	4,306	8.74	190	49,252	2,584	1,722	60.01	39.99
8	11	2016	5	18	4,304	8.74	191	49,252	2,550	1,754	59.25	40.75
3	24	2016	5	18	4,303	8.74	192	49,252	2,353	1,950	54.68	45.32
4	19	2016	3	8	4,303	8.74	193	49,252	1,733	2,570	40.27	59.73
8	17	2016	4	8	4,303	8.74	194	49,252	1,759	2,544	40.88	59.12
2	22	2016	2	9	4,302	8.73	195	49,252	1,658	2,644	38.54	61.46
9	30	2016	6	9	4,302	8.73	196	49,252	1,667	2,635	38.75	61.25
5	11	2016	4	8	4,301	8.73	197	49,252	1,770	2,531	41.15	58.85
7	26	2016	3	18	4,298	8.73	198	49,252	2,440	1,858	56.77	43.23
6	27	2016	2	9	4,297	8.72	199	49,252	1,695	2,602	39.45	60.55
8	9	2016	3	8	4,297	8.72	200	49,252	1,639	2,658	38.14	61.86



**AADT=** 22,738     
**K 30 FACTOR=** 9.89     
**K 100 FACTOR=** 9.46     
**K 200 FACTOR=** 9.11     
**D 30 FACTOR=** 52.09



MO	DY	YR	DAY OF WK	HR	HR VOL	PERCENT OF AADT	HOUR NUMBER	AADT	NORTH VOLUME	SOUTH VOLUME	PERCENT NORTH IS OF TOTAL VOLUME	PERCENT SOUTH IS OF TOTAL VOLUME
7	1	2016	6	17	2,409	10.59	1	22,738	1,203	1,206	49.94	50.06
6	10	2016	6	17	2,407	10.59	2	22,738	1,247	1,160	51.81	48.19
9	2	2016	6	17	2,395	10.53	3	22,738	1,195	1,200	49.90	50.10
7	1	2016	6	18	2,391	10.52	4	22,738	1,256	1,135	52.53	47.47
6	17	2016	6	17	2,383	10.48	5	22,738	1,261	1,122	52.92	47.08
7	1	2016	6	16	2,371	10.43	6	22,738	1,146	1,225	48.33	51.67
4	22	2016	6	17	2,364	10.40	7	22,738	1,167	1,197	49.37	50.63
9	16	2016	6	17	2,339	10.29	8	22,738	1,179	1,160	50.41	49.59
8	5	2016	6	17	2,336	10.27	9	22,738	1,193	1,143	51.07	48.93
7	22	2016	6	17	2,333	10.26	10	22,738	1,217	1,116	52.16	47.84
5	20	2016	6	17	2,330	10.25	11	22,738	1,168	1,162	50.13	49.87
7	29	2016	6	17	2,330	10.25	12	22,738	1,171	1,159	50.26	49.74
7	8	2016	6	17	2,328	10.24	13	22,738	1,207	1,121	51.85	48.15
10	7	2016	6	17	2,317	10.19	14	22,738	1,172	1,145	50.58	49.42
9	30	2016	6	17	2,307	10.15	15	22,738	1,189	1,118	51.54	48.46
9	2	2016	6	16	2,304	10.13	16	22,738	1,153	1,151	50.04	49.96

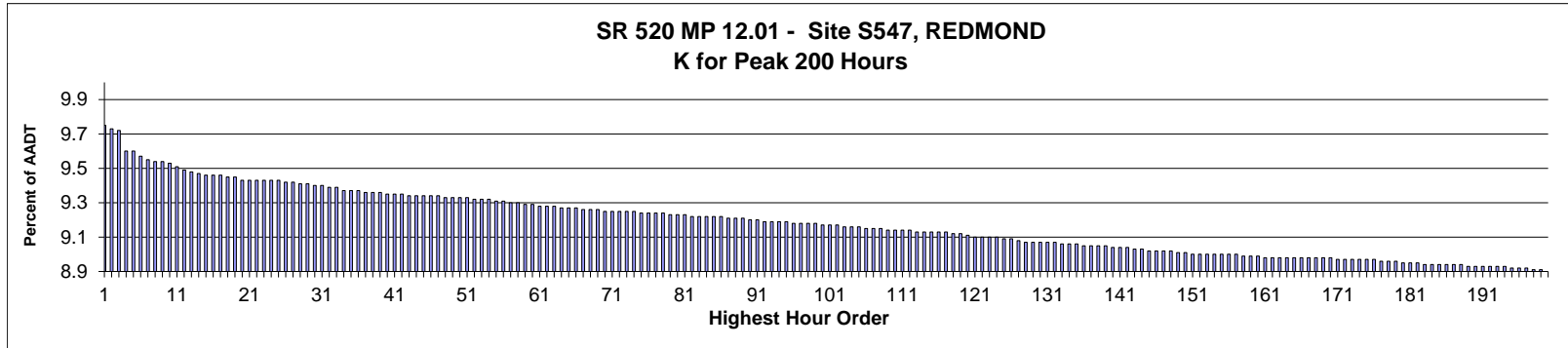
MO	DY	YR	DAY OF WK	HR	HR VOL	PERCENT OF AADT	HOUR NUMBER	AADT	NORTH VOLUME	SOUTH VOLUME	PERCENT NORTH IS OF TOTAL VOLUME	PERCENT SOUTH IS OF TOTAL VOLUME
7	1	2016	6	15	2,299	10.11	17	22,738	1,137	1,162	49.46	50.54
5	27	2016	6	16	2,298	10.11	18	22,738	1,100	1,198	47.87	52.13
5	27	2016	6	17	2,297	10.10	19	22,738	1,055	1,242	45.93	54.07
12	23	2016	6	16	2,291	10.08	20	22,738	1,153	1,138	50.33	49.67
6	30	2016	5	17	2,290	10.07	21	22,738	1,193	1,097	52.10	47.90
7	29	2016	6	16	2,283	10.04	22	22,738	1,133	1,150	49.63	50.37
9	9	2016	6	17	2,282	10.04	23	22,738	1,110	1,172	48.64	51.36
5	6	2016	6	18	2,278	10.02	24	22,738	977	1,301	42.89	57.11
6	17	2016	6	18	2,270	9.98	25	22,738	1,160	1,110	51.10	48.90
9	2	2016	6	15	2,270	9.98	26	22,738	1,116	1,154	49.16	50.84
7	15	2016	6	17	2,267	9.97	27	22,738	1,110	1,157	48.96	51.04
11	4	2016	6	17	2,263	9.95	28	22,738	1,186	1,077	52.41	47.59
7	15	2016	6	16	2,259	9.93	29	22,738	1,169	1,090	51.75	48.25
6	3	2016	6	17	2,248	9.89	30	22,738	1,171	1,077	52.09	47.91
8	14	2016	1	13	2,248	9.89	31	22,738	1,147	1,101	51.02	48.98
10	21	2016	6	17	2,248	9.89	32	22,738	1,145	1,103	50.93	49.07
6	24	2016	6	17	2,245	9.87	33	22,738	1,105	1,140	49.22	50.78
9	9	2016	6	18	2,244	9.87	34	22,738	1,155	1,089	51.47	48.53
8	12	2016	6	18	2,237	9.84	35	22,738	1,223	1,014	54.67	45.33
12	30	2016	6	15	2,237	9.84	36	22,738	1,095	1,142	48.95	51.05
4	8	2016	6	18	2,230	9.81	37	22,738	1,185	1,045	53.14	46.86
8	1	2016	2	17	2,230	9.81	38	22,738	1,177	1,053	52.78	47.22
9	2	2016	6	14	2,229	9.80	39	22,738	1,105	1,124	49.57	50.43
8	26	2016	6	16	2,228	9.80	40	22,738	1,130	1,098	50.72	49.28
5	13	2016	6	17	2,225	9.79	41	22,738	1,115	1,110	50.11	49.89
7	22	2016	6	18	2,223	9.78	42	22,738	1,142	1,081	51.37	48.63
4	8	2016	6	17	2,219	9.76	43	22,738	1,159	1,060	52.23	47.77
6	24	2016	6	16	2,218	9.75	44	22,738	1,148	1,070	51.76	48.24
5	27	2016	6	18	2,213	9.73	45	22,738	1,020	1,193	46.09	53.91
4	29	2016	6	17	2,212	9.73	46	22,738	1,127	1,085	50.95	49.05
9	16	2016	6	18	2,212	9.73	47	22,738	1,153	1,059	52.12	47.88
8	19	2016	6	15	2,211	9.72	48	22,738	1,111	1,100	50.25	49.75
2	12	2016	6	16	2,209	9.72	49	22,738	1,077	1,132	48.76	51.24
7	29	2016	6	18	2,207	9.71	50	22,738	1,182	1,025	53.56	46.44
8	5	2016	6	16	2,206	9.70	51	22,738	1,113	1,093	50.45	49.55
6	10	2016	6	18	2,201	9.68	52	22,738	1,120	1,081	50.89	49.11
8	11	2016	5	17	2,199	9.67	53	22,738	1,160	1,039	52.75	47.25
7	1	2016	6	13	2,195	9.65	54	22,738	1,087	1,108	49.52	50.48
7	13	2016	4	17	2,195	9.65	55	22,738	1,139	1,056	51.89	48.11
6	3	2016	6	18	2,193	9.64	56	22,738	1,122	1,071	51.16	48.84
8	26	2016	6	18	2,192	9.64	57	22,738	1,191	1,001	54.33	45.67
9	2	2016	6	18	2,191	9.64	58	22,738	1,003	1,188	45.78	54.22
8	19	2016	6	13	2,189	9.63	59	22,738	1,056	1,133	48.24	51.76
6	17	2016	6	16	2,188	9.62	60	22,738	1,065	1,123	48.67	51.33
5	13	2016	6	16	2,187	9.62	61	22,738	1,122	1,065	51.30	48.70
8	4	2016	5	17	2,187	9.62	62	22,738	1,175	1,012	53.73	46.27
9	30	2016	6	16	2,185	9.61	63	22,738	1,118	1,067	51.17	48.83
7	8	2016	6	16	2,181	9.59	64	22,738	1,131	1,050	51.86	48.14
8	5	2016	6	15	2,181	9.59	65	22,738	1,061	1,120	48.65	51.35
2	12	2016	6	17	2,178	9.58	66	22,738	1,104	1,074	50.69	49.31
7	1	2016	6	14	2,178	9.58	67	22,738	1,062	1,116	48.76	51.24

MO	DY	YR	DAY OF WK	HR	HR VOL	PERCENT OF AADT	HOUR NUMBER	AADT	NORTH VOLUME	SOUTH VOLUME	PERCENT NORTH IS OF TOTAL VOLUME	PERCENT SOUTH IS OF TOTAL VOLUME
4	8	2016	6	16	2,176	9.57	68	22,738	1,094	1,082	50.28	49.72
8	1	2016	2	16	2,176	9.57	69	22,738	1,092	1,084	50.18	49.82
12	30	2016	6	16	2,176	9.57	70	22,738	1,079	1,097	49.59	50.41
7	15	2016	6	15	2,174	9.56	71	22,738	1,089	1,085	50.09	49.91
8	12	2016	6	15	2,174	9.56	72	22,738	1,041	1,133	47.88	52.12
7	21	2016	5	17	2,173	9.56	73	22,738	1,163	1,010	53.52	46.48
10	7	2016	6	16	2,173	9.56	74	22,738	1,070	1,103	49.24	50.76
7	14	2016	5	17	2,171	9.55	75	22,738	1,156	1,015	53.25	46.75
8	12	2016	6	17	2,171	9.55	76	22,738	1,147	1,024	52.83	47.17
8	17	2016	4	17	2,170	9.54	77	22,738	1,136	1,034	52.35	47.65
8	19	2016	6	16	2,170	9.54	78	22,738	1,074	1,096	49.49	50.51
8	10	2016	4	17	2,169	9.54	79	22,738	1,123	1,046	51.78	48.22
8	11	2016	5	18	2,169	9.54	80	22,738	1,199	970	55.28	44.72
2	5	2016	6	16	2,165	9.52	81	22,738	1,081	1,084	49.93	50.07
11	23	2016	4	15	2,165	9.52	82	22,738	1,076	1,089	49.70	50.30
8	19	2016	6	17	2,164	9.52	83	22,738	1,142	1,022	52.77	47.23
2	12	2016	6	18	2,163	9.51	84	22,738	1,063	1,100	49.14	50.86
6	17	2016	6	15	2,163	9.51	85	22,738	1,019	1,144	47.11	52.89
4	8	2016	6	15	2,160	9.50	86	22,738	1,078	1,082	49.91	50.09
5	20	2016	6	18	2,160	9.50	87	22,738	1,069	1,091	49.49	50.51
6	3	2016	6	15	2,160	9.50	88	22,738	1,041	1,119	48.19	51.81
6	17	2016	6	14	2,160	9.50	89	22,738	1,058	1,102	48.98	51.02
7	22	2016	6	16	2,160	9.50	90	22,738	1,117	1,043	51.71	48.29
1	22	2016	6	16	2,158	9.49	91	22,738	1,107	1,051	51.30	48.70
4	8	2016	6	14	2,158	9.49	92	22,738	1,093	1,065	50.65	49.35
9	16	2016	6	15	2,157	9.49	93	22,738	1,064	1,093	49.33	50.67
7	8	2016	6	18	2,156	9.48	94	22,738	1,105	1,051	51.25	48.75
8	12	2016	6	14	2,156	9.48	95	22,738	1,042	1,114	48.33	51.67
6	10	2016	6	16	2,155	9.48	96	22,738	1,065	1,090	49.42	50.58
11	4	2016	6	18	2,155	9.48	97	22,738	1,157	998	53.69	46.31
8	14	2016	1	14	2,154	9.47	98	22,738	1,110	1,044	51.53	48.47
10	21	2016	6	16	2,154	9.47	99	22,738	1,103	1,051	51.21	48.79
8	26	2016	6	14	2,152	9.46	100	22,738	1,040	1,112	48.33	51.67
10	28	2016	6	17	2,149	9.45	101	22,738	1,116	1,033	51.93	48.07
8	3	2016	4	17	2,148	9.45	102	22,738	1,169	979	54.42	45.58
8	18	2016	5	18	2,148	9.45	103	22,738	1,177	971	54.80	45.20
8	12	2016	6	16	2,146	9.44	104	22,738	1,081	1,065	50.37	49.63
8	21	2016	1	14	2,146	9.44	105	22,738	1,204	942	56.10	43.90
10	28	2016	6	16	2,143	9.42	106	22,738	1,105	1,038	51.56	48.44
4	15	2016	6	17	2,142	9.42	107	22,738	1,046	1,096	48.83	51.17
8	15	2016	2	17	2,141	9.42	108	22,738	1,160	981	54.18	45.82
11	10	2016	5	17	2,140	9.41	109	22,738	1,094	1,046	51.12	48.88
6	20	2016	2	17	2,139	9.41	110	22,738	1,126	1,013	52.64	47.36
7	20	2016	4	17	2,139	9.41	111	22,738	1,152	987	53.86	46.14
4	22	2016	6	18	2,138	9.40	112	22,738	1,057	1,081	49.44	50.56
7	8	2016	6	14	2,137	9.40	113	22,738	1,043	1,094	48.81	51.19
5	20	2016	6	16	2,136	9.39	114	22,738	1,080	1,056	50.56	49.44
7	5	2016	3	18	2,136	9.39	115	22,738	1,182	954	55.34	44.66
9	2	2016	6	13	2,136	9.39	116	22,738	1,041	1,095	48.74	51.26
5	27	2016	6	15	2,135	9.39	117	22,738	1,017	1,118	47.63	52.37
7	6	2016	4	17	2,135	9.39	118	22,738	1,160	975	54.33	45.67

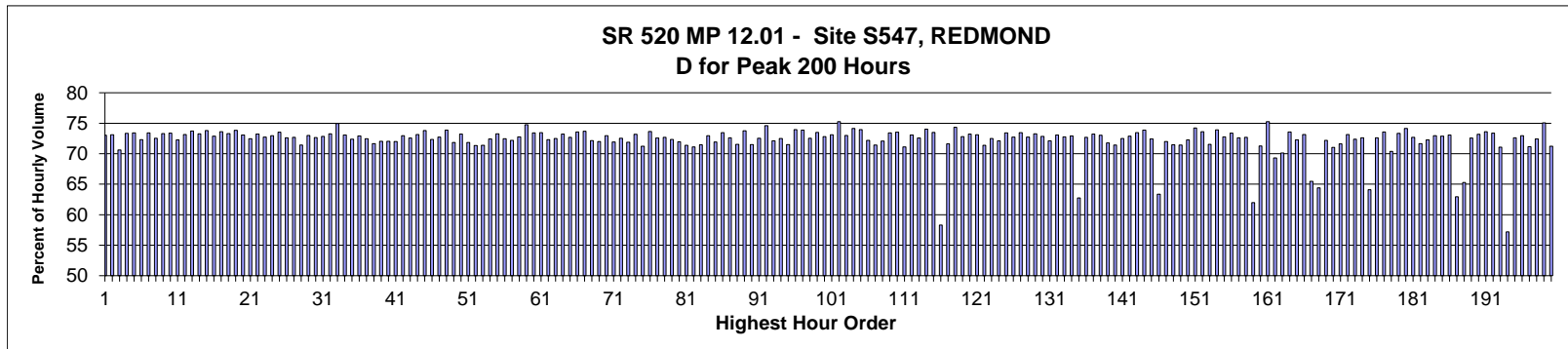
MO	DY	YR	DAY OF WK	HR	HR VOL	PERCENT OF AADT	HOUR NUMBER	AADT	NORTH VOLUME	SOUTH VOLUME	PERCENT NORTH IS OF TOTAL VOLUME	PERCENT SOUTH IS OF TOTAL VOLUME
8	25	2016	5	17	2,134	9.39	119	22,738	1,159	975	54.31	45.69
11	23	2016	4	16	2,134	9.39	120	22,738	1,096	1,038	51.36	48.64
5	13	2016	6	18	2,133	9.38	121	22,738	1,084	1,049	50.82	49.18
9	23	2016	6	17	2,133	9.38	122	22,738	1,033	1,100	48.43	51.57
8	1	2016	2	13	2,131	9.37	123	22,738	1,075	1,056	50.45	49.55
7	8	2016	6	15	2,130	9.37	124	22,738	1,058	1,072	49.67	50.33
4	22	2016	6	16	2,129	9.36	125	22,738	1,028	1,101	48.29	51.71
6	3	2016	6	16	2,128	9.36	126	22,738	1,076	1,052	50.56	49.44
8	12	2016	6	13	2,125	9.35	127	22,738	1,054	1,071	49.60	50.40
9	23	2016	6	18	2,125	9.35	128	22,738	1,086	1,039	51.11	48.89
8	8	2016	2	17	2,124	9.34	129	22,738	1,095	1,029	51.55	48.45
11	3	2016	5	18	2,123	9.34	130	22,738	1,244	879	58.60	41.40
9	9	2016	6	19	2,122	9.33	131	22,738	1,133	989	53.39	46.61
6	16	2016	5	17	2,120	9.32	132	22,738	1,143	977	53.92	46.08
6	30	2016	5	18	2,120	9.32	133	22,738	1,094	1,026	51.60	48.40
12	23	2016	6	14	2,118	9.31	134	22,738	1,072	1,046	50.61	49.39
4	15	2016	6	16	2,117	9.31	135	22,738	1,060	1,057	50.07	49.93
4	29	2016	6	18	2,117	9.31	136	22,738	1,067	1,050	50.40	49.60
7	29	2016	6	13	2,117	9.31	137	22,738	1,047	1,070	49.46	50.54
7	29	2016	6	14	2,116	9.31	138	22,738	1,041	1,075	49.20	50.80
8	23	2016	3	17	2,115	9.30	139	22,738	1,161	954	54.89	45.11
5	27	2016	6	14	2,113	9.29	140	22,738	1,008	1,105	47.70	52.30
7	1	2016	6	12	2,113	9.29	141	22,738	1,028	1,085	48.65	51.35
9	15	2016	5	17	2,113	9.29	142	22,738	1,117	996	52.86	47.14
6	24	2016	6	18	2,111	9.28	143	22,738	1,041	1,070	49.31	50.69
10	28	2016	6	18	2,111	9.28	144	22,738	1,081	1,030	51.21	48.79
12	30	2016	6	14	2,111	9.28	145	22,738	1,037	1,074	49.12	50.88
9	1	2016	5	17	2,110	9.28	146	22,738	1,091	1,019	51.71	48.29
8	30	2016	3	17	2,109	9.28	147	22,738	1,164	945	55.19	44.81
12	2	2016	6	17	2,109	9.28	148	22,738	1,087	1,022	51.54	48.46
6	24	2016	6	15	2,108	9.27	149	22,738	1,041	1,067	49.38	50.62
8	5	2016	6	14	2,108	9.27	150	22,738	1,060	1,048	50.28	49.72
8	22	2016	2	17	2,107	9.27	151	22,738	1,122	985	53.25	46.75
10	21	2016	6	18	2,107	9.27	152	22,738	1,079	1,028	51.21	48.79
4	7	2016	5	17	2,106	9.26	153	22,738	1,125	981	53.42	46.58
5	5	2016	5	17	2,106	9.26	154	22,738	1,093	1,013	51.90	48.10
7	29	2016	6	15	2,105	9.26	155	22,738	1,064	1,041	50.55	49.45
1	15	2016	6	17	2,102	9.24	156	22,738	1,066	1,036	50.71	49.29
4	29	2016	6	16	2,102	9.24	157	22,738	1,028	1,074	48.91	51.09
8	4	2016	5	16	2,102	9.24	158	22,738	1,060	1,042	50.43	49.57
7	28	2016	5	17	2,101	9.24	159	22,738	988	1,113	47.03	52.97
8	18	2016	5	17	2,101	9.24	160	22,738	1,123	978	53.45	46.55
6	7	2016	3	17	2,100	9.24	161	22,738	1,118	982	53.24	46.76
11	18	2016	6	16	2,100	9.24	162	22,738	1,066	1,034	50.76	49.24
5	26	2016	5	17	2,099	9.23	163	22,738	1,059	1,040	50.45	49.55
7	7	2016	5	16	2,099	9.23	164	22,738	1,034	1,065	49.26	50.74
8	21	2016	1	13	2,099	9.23	165	22,738	1,146	953	54.60	45.40
11	4	2016	6	16	2,098	9.23	166	22,738	1,075	1,023	51.24	48.76
2	19	2016	6	17	2,096	9.22	167	22,738	1,064	1,032	50.76	49.24
8	24	2016	4	17	2,096	9.22	168	22,738	1,145	951	54.63	45.37
9	1	2016	5	16	2,096	9.22	169	22,738	1,053	1,043	50.24	49.76



MO	DY	YR	DAY OF WK	HR	HR VOL	PERCENT OF AADT	HOUR NUMBER	AADT	NORTH VOLUME	SOUTH VOLUME	PERCENT NORTH IS OF TOTAL VOLUME	PERCENT SOUTH IS OF TOTAL VOLUME
7	5	2016	3	17	2,094	9.21	170	22,738	1,159	935	55.35	44.65
7	25	2016	2	17	2,093	9.20	171	22,738	1,126	967	53.80	46.20
9	14	2016	4	17	2,092	9.20	172	22,738	1,161	931	55.50	44.50
11	23	2016	4	14	2,092	9.20	173	22,738	1,055	1,037	50.43	49.57
7	2	2016	7	12	2,090	9.19	174	22,738	908	1,182	43.44	56.56
8	5	2016	6	19	2,089	9.19	175	22,738	1,242	847	59.45	40.55
9	30	2016	6	18	2,088	9.18	176	22,738	1,049	1,039	50.24	49.76
4	7	2016	5	16	2,086	9.17	177	22,738	1,087	999	52.11	47.89
7	6	2016	4	16	2,086	9.17	178	22,738	1,096	990	52.54	47.46
2	26	2016	6	18	2,084	9.17	179	22,738	1,074	1,010	51.54	48.46
8	9	2016	3	17	2,082	9.16	180	22,738	1,093	989	52.50	47.50
8	21	2016	1	15	2,082	9.16	181	22,738	1,161	921	55.76	44.24
9	6	2016	3	17	2,081	9.15	182	22,738	1,089	992	52.33	47.67
7	22	2016	6	15	2,079	9.14	183	22,738	1,039	1,040	49.98	50.02
2	26	2016	6	16	2,078	9.14	184	22,738	1,035	1,043	49.81	50.19
8	22	2016	2	16	2,078	9.14	185	22,738	1,105	973	53.18	46.82
9	9	2016	6	16	2,078	9.14	186	22,738	959	1,119	46.15	53.85
11	11	2016	6	15	2,078	9.14	187	22,738	952	1,126	45.81	54.19
11	23	2016	4	17	2,078	9.14	188	22,738	1,066	1,012	51.30	48.70
8	16	2016	3	16	2,077	9.13	189	22,738	1,029	1,048	49.54	50.46
7	18	2016	2	17	2,076	9.13	190	22,738	1,033	1,043	49.76	50.24
8	24	2016	4	18	2,076	9.13	191	22,738	1,124	952	54.14	45.86
9	5	2016	2	15	2,076	9.13	192	22,738	1,186	890	57.13	42.87
8	16	2016	3	17	2,075	9.13	193	22,738	1,113	962	53.64	46.36
11	11	2016	6	16	2,074	9.12	194	22,738	1,025	1,049	49.42	50.58
7	12	2016	3	17	2,073	9.12	195	22,738	1,083	990	52.24	47.76
7	21	2016	5	16	2,073	9.12	196	22,738	1,077	996	51.95	48.05
8	7	2016	1	14	2,073	9.12	197	22,738	1,131	942	54.56	45.44
8	15	2016	2	18	2,073	9.12	198	22,738	1,040	1,033	50.17	49.83
7	29	2016	6	12	2,072	9.11	199	22,738	1,020	1,052	49.23	50.77
8	2	2016	3	17	2,072	9.11	200	22,738	1,053	1,019	50.82	49.18



**AADT= 79,703      K 30 FACTOR= 9.40      K 100 FACTOR= 9.17      K 200 FACTOR= 8.90      D 30 FACTOR= 72.66**



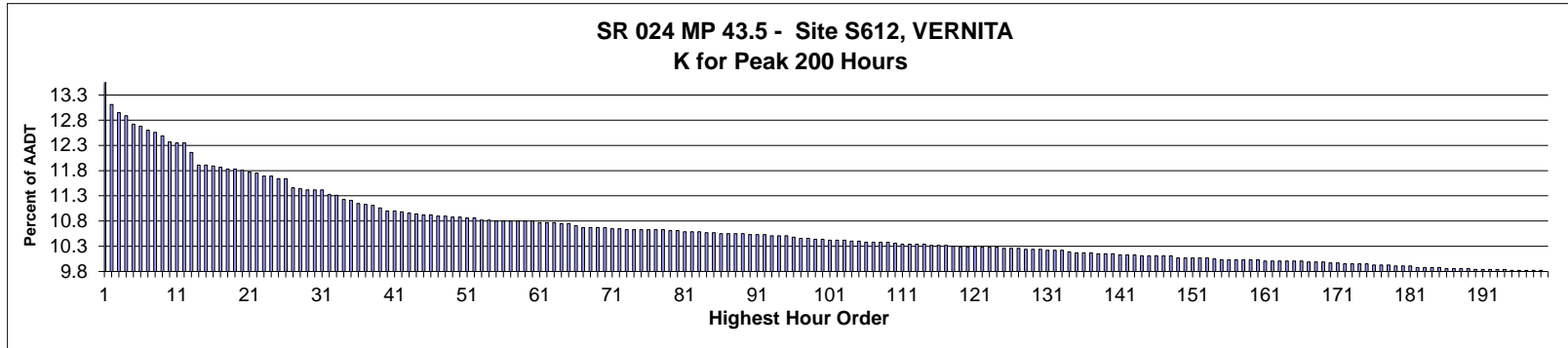
MO	DY	YR	DAY OF WK	HR	HR VOL	PERCENT OF AADT	HOUR NUMBER	AADT	EAST VOLUME	WEST VOLUME	PERCENT EAST IS OF TOTAL VOLUME	PERCENT WEST IS OF TOTAL VOLUME
10	6	2016	5	9	7,770	9.75	1	79,703	2,094	5,676	26.95	73.05
11	17	2016	5	9	7,752	9.73	2	79,703	2,085	5,667	26.90	73.10
12	1	2016	5	9	7,746	9.72	3	79,703	2,276	5,470	29.38	70.62
9	20	2016	3	9	7,651	9.60	4	79,703	2,039	5,612	26.65	73.35
9	27	2016	3	9	7,648	9.60	5	79,703	2,034	5,614	26.60	73.40
11	29	2016	3	9	7,627	9.57	6	79,703	2,111	5,516	27.68	72.32
11	16	2016	4	9	7,611	9.55	7	79,703	2,024	5,587	26.59	73.41
4	27	2016	4	9	7,605	9.54	8	79,703	2,090	5,515	27.48	72.52
10	3	2016	2	9	7,604	9.54	9	79,703	2,030	5,574	26.70	73.30
10	11	2016	3	9	7,593	9.53	10	79,703	2,021	5,572	26.62	73.38
9	15	2016	5	9	7,580	9.51	11	79,703	2,102	5,478	27.73	72.27
10	27	2016	5	9	7,561	9.49	12	79,703	2,032	5,529	26.87	73.13
9	8	2016	5	9	7,552	9.48	13	79,703	1,983	5,569	26.26	73.74
3	9	2016	4	9	7,544	9.47	14	79,703	2,018	5,526	26.75	73.25
11	10	2016	5	9	7,542	9.46	15	79,703	1,975	5,567	26.19	73.81
9	26	2016	2	9	7,541	9.46	16	79,703	2,045	5,496	27.12	72.88

MO	DY	YR	DAY OF WK	HR	HR VOL	PERCENT OF AADT	HOUR NUMBER	AADT	EAST VOLUME	WEST VOLUME	PERCENT EAST IS OF TOTAL VOLUME	PERCENT WEST IS OF TOTAL VOLUME
10	19	2016	4	9	7,540	9.46	17	79,703	1,989	5,551	26.38	73.62
10	10	2016	2	9	7,529	9.45	18	79,703	2,011	5,518	26.71	73.29
10	25	2016	3	9	7,529	9.45	19	79,703	1,970	5,559	26.17	73.83
10	12	2016	4	9	7,518	9.43	20	79,703	2,023	5,495	26.91	73.09
11	30	2016	4	9	7,518	9.43	21	79,703	2,072	5,446	27.56	72.44
9	30	2016	6	9	7,517	9.43	22	79,703	2,014	5,503	26.79	73.21
2	3	2016	4	9	7,514	9.43	23	79,703	2,049	5,465	27.27	72.73
9	12	2016	2	9	7,514	9.43	24	79,703	2,032	5,482	27.04	72.96
3	8	2016	3	9	7,513	9.43	25	79,703	1,988	5,525	26.46	73.54
5	26	2016	5	9	7,511	9.42	26	79,703	2,057	5,454	27.39	72.61
9	7	2016	4	9	7,508	9.42	27	79,703	2,051	5,457	27.32	72.68
5	4	2016	4	9	7,504	9.41	28	79,703	2,144	5,360	28.57	71.43
4	28	2016	5	9	7,501	9.41	29	79,703	2,026	5,475	27.01	72.99
6	1	2016	4	9	7,494	9.40	30	79,703	2,049	5,445	27.34	72.66
6	2	2016	5	9	7,490	9.40	31	79,703	2,033	5,457	27.14	72.86
3	2	2016	4	9	7,487	9.39	32	79,703	2,002	5,485	26.74	73.26
9	19	2016	2	9	7,486	9.39	33	79,703	1,876	5,610	25.06	74.94
3	15	2016	3	9	7,471	9.37	34	79,703	2,013	5,458	26.94	73.06
5	9	2016	2	9	7,470	9.37	35	79,703	2,064	5,406	27.63	72.37
9	16	2016	6	9	7,465	9.37	36	79,703	2,022	5,443	27.09	72.91
5	24	2016	3	9	7,460	9.36	37	79,703	2,056	5,404	27.56	72.44
5	3	2016	3	9	7,458	9.36	38	79,703	2,113	5,345	28.33	71.67
5	23	2016	2	9	7,458	9.36	39	79,703	2,086	5,372	27.97	72.03
6	8	2016	4	9	7,452	9.35	40	79,703	2,085	5,367	27.98	72.02
4	21	2016	5	9	7,450	9.35	41	79,703	2,086	5,364	28.00	72.00
11	3	2016	5	9	7,449	9.35	42	79,703	2,015	5,434	27.05	72.95
5	5	2016	5	9	7,445	9.34	43	79,703	2,042	5,403	27.43	72.57
10	17	2016	2	9	7,445	9.34	44	79,703	1,998	5,447	26.84	73.16
6	9	2016	5	9	7,443	9.34	45	79,703	1,951	5,492	26.21	73.79
12	13	2016	3	9	7,443	9.34	46	79,703	2,058	5,385	27.65	72.35
3	3	2016	5	9	7,441	9.34	47	79,703	2,030	5,411	27.28	72.72
9	21	2016	4	9	7,440	9.33	48	79,703	1,945	5,495	26.14	73.86
6	6	2016	2	9	7,438	9.33	49	79,703	2,093	5,345	28.14	71.86
4	26	2016	3	9	7,435	9.33	50	79,703	1,991	5,444	26.78	73.22
4	14	2016	5	9	7,433	9.33	51	79,703	2,094	5,339	28.17	71.83
3	17	2016	5	9	7,432	9.32	52	79,703	2,130	5,302	28.66	71.34
4	20	2016	4	9	7,431	9.32	53	79,703	2,127	5,304	28.62	71.38
11	21	2016	2	9	7,429	9.32	54	79,703	2,050	5,379	27.59	72.41
10	18	2016	3	9	7,424	9.31	55	79,703	1,984	5,440	26.72	73.28
5	19	2016	5	9	7,421	9.31	56	79,703	2,044	5,377	27.54	72.46
1	19	2016	3	9	7,414	9.30	57	79,703	2,063	5,351	27.83	72.17
10	4	2016	3	9	7,413	9.30	58	79,703	2,018	5,395	27.22	72.78
10	5	2016	4	9	7,408	9.29	59	79,703	1,870	5,538	25.24	74.76
12	12	2016	2	9	7,401	9.29	60	79,703	1,969	5,432	26.60	73.40
11	14	2016	2	9	7,399	9.28	61	79,703	1,965	5,434	26.56	73.44
12	8	2016	5	9	7,399	9.28	62	79,703	2,048	5,351	27.68	72.32
10	7	2016	6	9	7,395	9.28	63	79,703	2,034	5,361	27.51	72.49
2	25	2016	5	9	7,386	9.27	64	79,703	1,978	5,408	26.78	73.22
9	22	2016	5	9	7,386	9.27	65	79,703	2,018	5,368	27.32	72.68
9	13	2016	3	9	7,385	9.27	66	79,703	1,952	5,433	26.43	73.57
2	29	2016	2	9	7,381	9.26	67	79,703	1,942	5,439	26.31	73.69

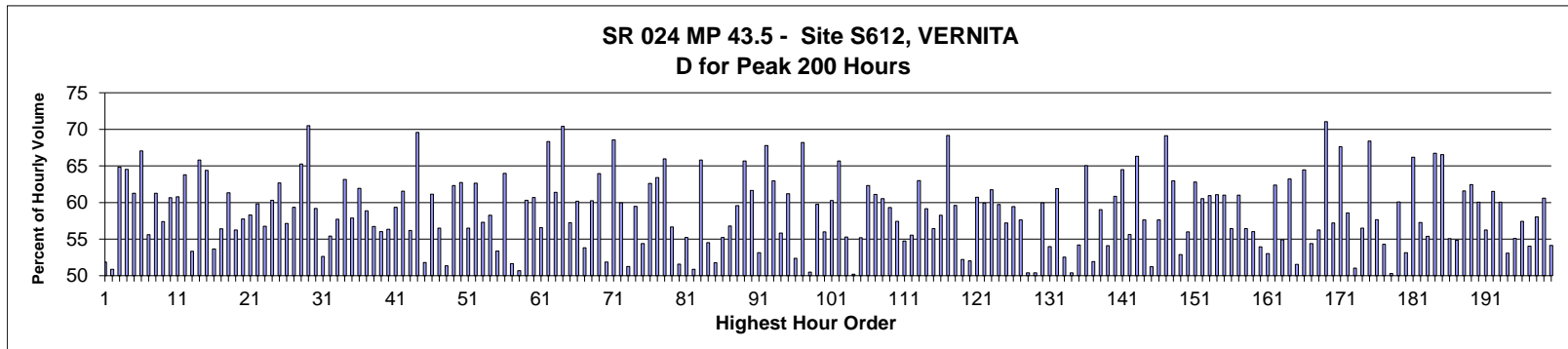
MO	DY	YR	DAY OF WK	HR	HR VOL	PERCENT OF AADT	HOUR NUMBER	AADT	EAST VOLUME	WEST VOLUME	PERCENT EAST IS OF TOTAL VOLUME	PERCENT WEST IS OF TOTAL VOLUME
9	29	2016	5	9	7,381	9.26	68	79,703	2,056	5,325	27.86	72.14
5	18	2016	4	9	7,377	9.26	69	79,703	2,065	5,312	27.99	72.01
2	24	2016	4	9	7,373	9.25	70	79,703	1,993	5,380	27.03	72.97
5	25	2016	4	9	7,372	9.25	71	79,703	2,071	5,301	28.09	71.91
5	10	2016	3	9	7,371	9.25	72	79,703	2,024	5,347	27.46	72.54
12	15	2016	5	9	7,370	9.25	73	79,703	2,073	5,297	28.13	71.87
11	18	2016	6	9	7,369	9.25	74	79,703	1,976	5,393	26.82	73.18
11	22	2016	3	9	7,367	9.24	75	79,703	2,120	5,247	28.78	71.22
2	22	2016	2	9	7,366	9.24	76	79,703	1,942	5,424	26.36	73.64
11	8	2016	3	9	7,365	9.24	77	79,703	2,019	5,346	27.41	72.59
3	24	2016	5	9	7,363	9.24	78	79,703	2,011	5,352	27.31	72.69
5	2	2016	2	9	7,359	9.23	79	79,703	2,036	5,323	27.67	72.33
4	13	2016	4	9	7,356	9.23	80	79,703	2,064	5,292	28.06	71.94
9	28	2016	4	9	7,353	9.23	81	79,703	2,104	5,249	28.61	71.39
9	23	2016	6	9	7,352	9.22	82	79,703	2,124	5,228	28.89	71.11
3	16	2016	4	9	7,349	9.22	83	79,703	2,098	5,251	28.55	71.45
3	4	2016	6	9	7,348	9.22	84	79,703	1,988	5,360	27.05	72.95
9	9	2016	6	9	7,348	9.22	85	79,703	2,064	5,284	28.09	71.91
3	22	2016	3	9	7,347	9.22	86	79,703	1,950	5,397	26.54	73.46
6	7	2016	3	9	7,344	9.21	87	79,703	2,011	5,333	27.38	72.62
10	12	2016	4	10	7,344	9.21	88	79,703	2,091	5,253	28.47	71.53
9	14	2016	4	9	7,343	9.21	89	79,703	1,927	5,416	26.24	73.76
10	25	2016	3	10	7,329	9.20	90	79,703	2,089	5,240	28.50	71.50
12	14	2016	4	9	7,329	9.20	91	79,703	2,013	5,316	27.47	72.53
2	9	2016	3	9	7,323	9.19	92	79,703	1,860	5,463	25.40	74.60
10	19	2016	4	10	7,323	9.19	93	79,703	2,042	5,281	27.88	72.12
1	20	2016	4	9	7,321	9.19	94	79,703	2,015	5,306	27.52	72.48
5	11	2016	4	9	7,321	9.19	95	79,703	2,088	5,233	28.52	71.48
2	2	2016	3	9	7,318	9.18	96	79,703	1,906	5,412	26.05	73.95
3	29	2016	3	9	7,317	9.18	97	79,703	1,913	5,404	26.14	73.86
11	4	2016	6	9	7,316	9.18	98	79,703	2,009	5,307	27.46	72.54
12	6	2016	3	9	7,313	9.18	99	79,703	1,937	5,376	26.49	73.51
3	23	2016	4	9	7,312	9.17	100	79,703	1,988	5,324	27.19	72.81
3	30	2016	4	9	7,308	9.17	101	79,703	1,965	5,343	26.89	73.11
3	1	2016	3	9	7,307	9.17	102	79,703	1,808	5,499	24.74	75.26
2	4	2016	5	9	7,302	9.16	103	79,703	1,972	5,330	27.01	72.99
5	17	2016	3	9	7,300	9.16	104	79,703	1,887	5,413	25.85	74.15
6	14	2016	3	9	7,297	9.16	105	79,703	1,901	5,396	26.05	73.95
5	12	2016	5	9	7,296	9.15	106	79,703	2,029	5,267	27.81	72.19
10	5	2016	4	10	7,294	9.15	107	79,703	2,084	5,210	28.57	71.43
5	13	2016	6	9	7,292	9.15	108	79,703	2,035	5,257	27.91	72.09
9	20	2016	3	10	7,285	9.14	109	79,703	1,938	5,347	26.60	73.40
1	25	2016	2	9	7,281	9.14	110	79,703	1,927	5,354	26.47	73.53
5	20	2016	6	9	7,281	9.14	111	79,703	2,102	5,179	28.87	71.13
9	7	2016	4	10	7,281	9.14	112	79,703	1,959	5,322	26.91	73.09
10	24	2016	2	9	7,280	9.13	113	79,703	1,996	5,284	27.42	72.58
11	7	2016	2	9	7,280	9.13	114	79,703	1,891	5,389	25.98	74.02
2	8	2016	2	9	7,276	9.13	115	79,703	1,928	5,348	26.50	73.50
10	28	2016	6	16	7,275	9.13	116	79,703	4,241	3,034	58.30	41.70
5	6	2016	6	9	7,274	9.13	117	79,703	2,064	5,210	28.38	71.62
4	19	2016	3	9	7,265	9.12	118	79,703	1,866	5,399	25.68	74.32

MO	DY	YR	DAY OF WK	HR	HR VOL	PERCENT OF AADT	HOUR NUMBER	AADT	EAST VOLUME	WEST VOLUME	PERCENT IS OF TOTAL VOLUME	PERCENT WEST IS OF TOTAL VOLUME
10	27	2016	5	10	7,265	9.12	119	79,703	1,976	5,289	27.20	72.80
9	27	2016	3	10	7,262	9.11	120	79,703	1,944	5,318	26.77	73.23
5	31	2016	3	9	7,254	9.10	121	79,703	1,950	5,304	26.88	73.12
7	12	2016	3	9	7,253	9.10	122	79,703	2,076	5,177	28.62	71.38
6	3	2016	6	9	7,251	9.10	123	79,703	1,995	5,256	27.51	72.49
12	2	2016	6	9	7,251	9.10	124	79,703	2,023	5,228	27.90	72.10
2	23	2016	3	9	7,246	9.09	125	79,703	1,925	5,321	26.57	73.43
4	18	2016	2	9	7,244	9.09	126	79,703	1,975	5,269	27.26	72.74
9	6	2016	3	9	7,235	9.08	127	79,703	1,921	5,314	26.55	73.45
9	22	2016	5	10	7,232	9.07	128	79,703	1,972	5,260	27.27	72.73
10	6	2016	5	10	7,229	9.07	129	79,703	1,933	5,296	26.74	73.26
11	28	2016	2	9	7,227	9.07	130	79,703	1,962	5,265	27.15	72.85
1	7	2016	5	9	7,226	9.07	131	79,703	2,015	5,211	27.89	72.11
12	7	2016	4	9	7,226	9.07	132	79,703	1,945	5,281	26.92	73.08
10	13	2016	5	9	7,225	9.06	133	79,703	1,969	5,256	27.25	72.75
11	15	2016	3	9	7,225	9.06	134	79,703	1,956	5,269	27.07	72.93
10	19	2016	4	17	7,219	9.06	135	79,703	4,529	2,690	62.74	37.26
1	8	2016	6	9	7,216	9.05	136	79,703	1,972	5,244	27.33	72.67
1	14	2016	5	9	7,214	9.05	137	79,703	1,932	5,282	26.78	73.22
3	14	2016	2	9	7,213	9.05	138	79,703	1,946	5,267	26.98	73.02
6	7	2016	3	10	7,213	9.05	139	79,703	2,036	5,177	28.23	71.77
3	31	2016	5	9	7,207	9.04	140	79,703	2,059	5,148	28.57	71.43
9	21	2016	4	10	7,206	9.04	141	79,703	1,983	5,223	27.52	72.48
4	25	2016	2	9	7,203	9.04	142	79,703	1,953	5,250	27.11	72.89
11	2	2016	4	9	7,201	9.03	143	79,703	1,911	5,290	26.54	73.46
2	1	2016	2	9	7,197	9.03	144	79,703	1,881	5,316	26.14	73.86
10	18	2016	3	10	7,192	9.02	145	79,703	1,983	5,209	27.57	72.43
11	1	2016	3	17	7,192	9.02	146	79,703	4,558	2,634	63.38	36.62
9	14	2016	4	10	7,191	9.02	147	79,703	2,013	5,178	27.99	72.01
6	28	2016	3	9	7,188	9.02	148	79,703	2,051	5,137	28.53	71.47
11	17	2016	5	10	7,180	9.01	149	79,703	2,051	5,129	28.57	71.43
4	22	2016	6	9	7,178	9.01	150	79,703	1,992	5,186	27.75	72.25
1	19	2016	3	10	7,177	9.00	151	79,703	1,850	5,327	25.78	74.22
2	26	2016	6	9	7,177	9.00	152	79,703	1,895	5,282	26.40	73.60
9	6	2016	3	10	7,176	9.00	153	79,703	2,043	5,133	28.47	71.53
10	17	2016	2	10	7,176	9.00	154	79,703	1,871	5,305	26.07	73.93
5	4	2016	4	10	7,175	9.00	155	79,703	1,953	5,222	27.22	72.78
10	26	2016	4	9	7,175	9.00	156	79,703	1,910	5,265	26.62	73.38
3	21	2016	2	9	7,172	9.00	157	79,703	1,965	5,207	27.40	72.60
6	15	2016	4	9	7,168	8.99	158	79,703	1,957	5,211	27.30	72.70
11	11	2016	6	17	7,165	8.99	159	79,703	4,440	2,725	61.97	38.03
8	9	2016	3	10	7,164	8.99	160	79,703	2,060	5,104	28.75	71.25
1	12	2016	3	9	7,161	8.98	161	79,703	1,771	5,390	24.73	75.27
7	6	2016	4	10	7,161	8.98	162	79,703	2,197	4,964	30.68	69.32
9	12	2016	2	10	7,160	8.98	163	79,703	2,141	5,019	29.90	70.10
1	27	2016	4	9	7,158	8.98	164	79,703	1,892	5,266	26.43	73.57
7	26	2016	3	9	7,158	8.98	165	79,703	1,984	5,174	27.72	72.28
1	15	2016	6	9	7,157	8.98	166	79,703	1,923	5,234	26.87	73.13
9	26	2016	2	17	7,157	8.98	167	79,703	4,685	2,472	65.46	34.54
10	10	2016	2	17	7,157	8.98	168	79,703	4,610	2,547	64.41	35.59
11	15	2016	3	10	7,155	8.98	169	79,703	1,991	5,164	27.83	72.17

MO	DY	YR	DAY OF WK	HR	HR VOL	PERCENT OF AADT	HOUR NUMBER	AADT	EAST VOLUME	WEST VOLUME	PERCENT EAST IS OF TOTAL VOLUME	PERCENT WEST IS OF TOTAL VOLUME
4	15	2016	6	9	7,154	8.98	170	79,703	2,071	5,083	28.95	71.05
6	30	2016	5	9	7,151	8.97	171	79,703	2,030	5,121	28.39	71.61
4	11	2016	2	9	7,150	8.97	172	79,703	1,919	5,231	26.84	73.16
11	3	2016	5	10	7,148	8.97	173	79,703	1,974	5,174	27.62	72.38
5	16	2016	2	9	7,146	8.97	174	79,703	1,956	5,190	27.37	72.63
10	5	2016	4	17	7,146	8.97	175	79,703	4,580	2,566	64.09	35.91
11	16	2016	4	8	7,146	8.97	176	79,703	1,958	5,188	27.40	72.60
11	1	2016	3	9	7,144	8.96	177	79,703	1,889	5,255	26.44	73.56
12	1	2016	5	10	7,143	8.96	178	79,703	2,114	5,029	29.60	70.40
3	10	2016	5	9	7,141	8.96	179	79,703	1,903	5,238	26.65	73.35
3	28	2016	2	9	7,137	8.95	180	79,703	1,845	5,292	25.85	74.15
4	21	2016	5	10	7,136	8.95	181	79,703	1,948	5,188	27.30	72.70
6	8	2016	4	10	7,136	8.95	182	79,703	2,024	5,112	28.36	71.64
7	27	2016	4	10	7,129	8.94	183	79,703	1,977	5,152	27.73	72.27
10	20	2016	5	9	7,128	8.94	184	79,703	1,928	5,200	27.05	72.95
7	26	2016	3	10	7,126	8.94	185	79,703	1,932	5,194	27.11	72.89
2	10	2016	4	9	7,125	8.94	186	79,703	1,919	5,206	26.93	73.07
10	25	2016	3	17	7,124	8.94	187	79,703	4,483	2,641	62.93	37.07
10	3	2016	2	17	7,123	8.94	188	79,703	4,650	2,473	65.28	34.72
1	6	2016	4	9	7,121	8.93	189	79,703	1,953	5,168	27.43	72.57
10	3	2016	2	10	7,120	8.93	190	79,703	1,910	5,210	26.83	73.17
2	2	2016	3	10	7,117	8.93	191	79,703	1,879	5,238	26.40	73.60
2	5	2016	6	9	7,117	8.93	192	79,703	1,894	5,223	26.61	73.39
12	13	2016	3	10	7,117	8.93	193	79,703	2,060	5,057	28.94	71.06
12	15	2016	5	16	7,117	8.93	194	79,703	4,070	3,047	57.19	42.81
6	10	2016	6	9	7,109	8.92	195	79,703	1,947	5,162	27.39	72.61
10	4	2016	3	10	7,106	8.92	196	79,703	1,923	5,183	27.06	72.94
11	29	2016	3	10	7,106	8.92	197	79,703	2,050	5,056	28.85	71.15
10	28	2016	6	9	7,102	8.91	198	79,703	1,958	5,144	27.57	72.43
1	11	2016	2	9	7,101	8.91	199	79,703	1,771	5,330	24.94	75.06
9	28	2016	4	10	7,094	8.90	200	79,703	2,040	5,054	28.76	71.24



**AADT= 4,830      K 30 FACTOR= 11.37      K 100 FACTOR= 10.39      K 200 FACTOR= 9.75      D 30 FACTOR= 59.20**



MO	DY	YR	DAY OF WK	HR	HR VOL	PERCENT OF AADT	HOUR NUMBER	AADT	EAST VOLUME	WEST VOLUME	PERCENT EAST IS OF TOTAL VOLUME	PERCENT WEST IS OF TOTAL VOLUME
9	2	2016	6	17	671	13.89	1	4,830	323	348	48.14	51.86
9	2	2016	6	16	631	13.06	2	4,830	310	321	49.13	50.87
9	23	2016	6	17	623	12.90	3	4,830	219	404	35.15	64.85
9	30	2016	6	17	620	12.84	4	4,830	220	400	35.48	64.52
6	17	2016	6	16	612	12.67	5	4,830	237	375	38.73	61.27
10	7	2016	6	17	610	12.63	6	4,830	201	409	32.95	67.05
9	30	2016	6	18	606	12.55	7	4,830	269	337	44.39	55.61
9	9	2016	6	17	604	12.51	8	4,830	234	370	38.74	61.26
9	9	2016	6	18	601	12.44	9	4,830	256	345	42.60	57.40
9	2	2016	6	18	595	12.32	10	4,830	361	234	60.67	39.33
9	16	2016	6	16	594	12.30	11	4,830	233	361	39.23	60.77
9	16	2016	6	17	594	12.30	12	4,830	215	379	36.20	63.80
9	16	2016	6	18	585	12.11	13	4,830	273	312	46.67	53.33
10	5	2016	4	17	573	11.86	14	4,830	196	377	34.21	65.79
10	6	2016	5	17	573	11.86	15	4,830	204	369	35.60	64.40
7	15	2016	6	16	572	11.84	16	4,830	307	265	53.67	46.33

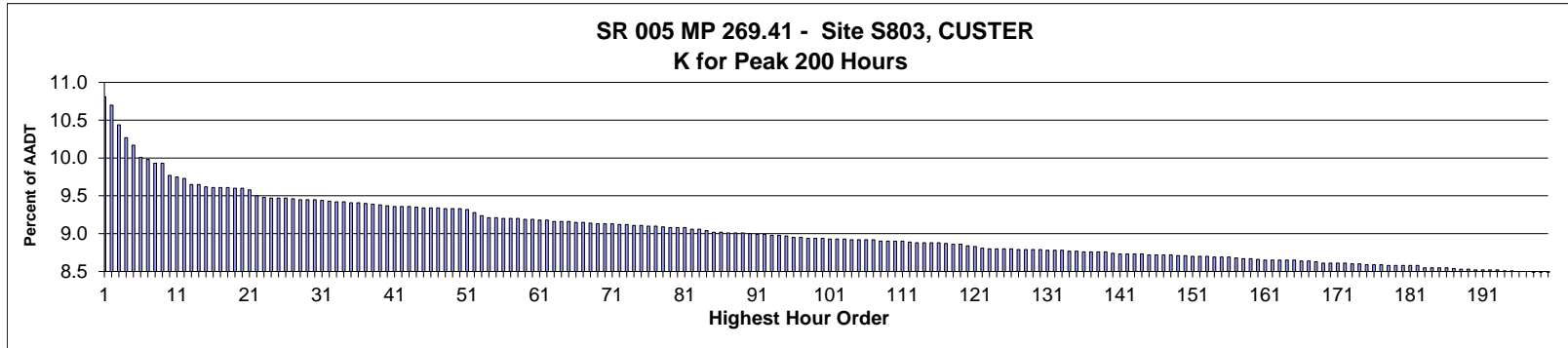
MO	DY	YR	DAY OF WK	HR	HR VOL	PERCENT OF AADT	HOUR NUMBER	AADT	EAST VOLUME	WEST VOLUME	PERCENT EAST IS OF TOTAL VOLUME	PERCENT WEST IS OF TOTAL VOLUME
5	27	2016	6	16	571	11.82	17	4,830	249	322	43.61	56.39
9	23	2016	6	16	569	11.78	18	4,830	220	349	38.66	61.34
10	14	2016	6	17	569	11.78	19	4,830	249	320	43.76	56.24
9	3	2016	7	16	568	11.76	20	4,830	240	328	42.25	57.75
9	30	2016	6	16	566	11.72	21	4,830	236	330	41.70	58.30
6	17	2016	6	17	565	11.70	22	4,830	227	338	40.18	59.82
6	10	2016	6	15	562	11.64	23	4,830	243	319	43.24	56.76
6	10	2016	6	16	562	11.64	24	4,830	223	339	39.68	60.32
9	22	2016	5	17	560	11.59	25	4,830	209	351	37.32	62.68
10	7	2016	6	18	560	11.59	26	4,830	240	320	42.86	57.14
6	17	2016	6	18	551	11.41	27	4,830	224	327	40.65	59.35
9	19	2016	2	17	550	11.39	28	4,830	191	359	34.73	65.27
4	2	2016	7	17	549	11.37	29	4,830	162	387	29.51	70.49
9	9	2016	6	16	549	11.37	30	4,830	224	325	40.80	59.20
10	14	2016	6	18	549	11.37	31	4,830	260	289	47.36	52.64
6	10	2016	6	17	545	11.28	32	4,830	243	302	44.59	55.41
6	26	2016	1	14	544	11.26	33	4,830	230	314	42.28	57.72
9	29	2016	5	17	540	11.18	34	4,830	199	341	36.85	63.15
9	23	2016	6	18	539	11.16	35	4,830	227	312	42.12	57.88
9	22	2016	5	16	536	11.10	36	4,830	204	332	38.06	61.94
10	7	2016	6	16	535	11.08	37	4,830	220	315	41.12	58.88
7	17	2016	1	18	534	11.06	38	4,830	303	231	56.74	43.26
6	24	2016	6	15	532	11.01	39	4,830	234	298	43.98	56.02
7	15	2016	6	18	529	10.95	40	4,830	298	231	56.33	43.67
8	19	2016	6	17	529	10.95	41	4,830	215	314	40.64	59.36
8	19	2016	6	16	528	10.93	42	4,830	203	325	38.45	61.55
11	4	2016	6	17	527	10.91	43	4,830	231	296	43.83	56.17
9	18	2016	1	12	526	10.89	44	4,830	160	366	30.42	69.58
7	15	2016	6	17	525	10.87	45	4,830	272	253	51.81	48.19
10	14	2016	6	16	525	10.87	46	4,830	204	321	38.86	61.14
6	26	2016	1	16	524	10.85	47	4,830	228	296	43.51	56.49
9	2	2016	6	15	524	10.85	48	4,830	269	255	51.34	48.66
8	14	2016	1	15	523	10.83	49	4,830	197	326	37.67	62.33
9	5	2016	2	13	523	10.83	50	4,830	195	328	37.28	62.72
9	17	2016	7	15	522	10.81	51	4,830	227	295	43.49	56.51
10	1	2016	7	16	522	10.81	52	4,830	195	327	37.36	62.64
5	27	2016	6	17	520	10.77	53	4,830	222	298	42.69	57.31
6	24	2016	6	17	520	10.77	54	4,830	217	303	41.73	58.27
4	10	2016	1	18	519	10.75	55	4,830	277	242	53.37	46.63
5	20	2016	6	16	519	10.75	56	4,830	187	332	36.03	63.97
6	12	2016	1	16	519	10.75	57	4,830	268	251	51.64	48.36
6	26	2016	1	17	519	10.75	58	4,830	256	263	49.33	50.67
9	5	2016	2	16	519	10.75	59	4,830	206	313	39.69	60.31
9	15	2016	5	17	519	10.75	60	4,830	204	315	39.31	60.69
5	6	2016	6	16	518	10.72	61	4,830	225	293	43.44	56.56
7	17	2016	1	12	518	10.72	62	4,830	164	354	31.66	68.34
10	2	2016	1	15	518	10.72	63	4,830	200	318	38.61	61.39
9	21	2016	4	17	517	10.70	64	4,830	153	364	29.59	70.41
10	20	2016	5	17	517	10.70	65	4,830	221	296	42.75	57.25
6	26	2016	1	12	515	10.66	66	4,830	205	310	39.81	60.19
5	1	2016	1	17	513	10.62	67	4,830	276	237	53.80	46.20



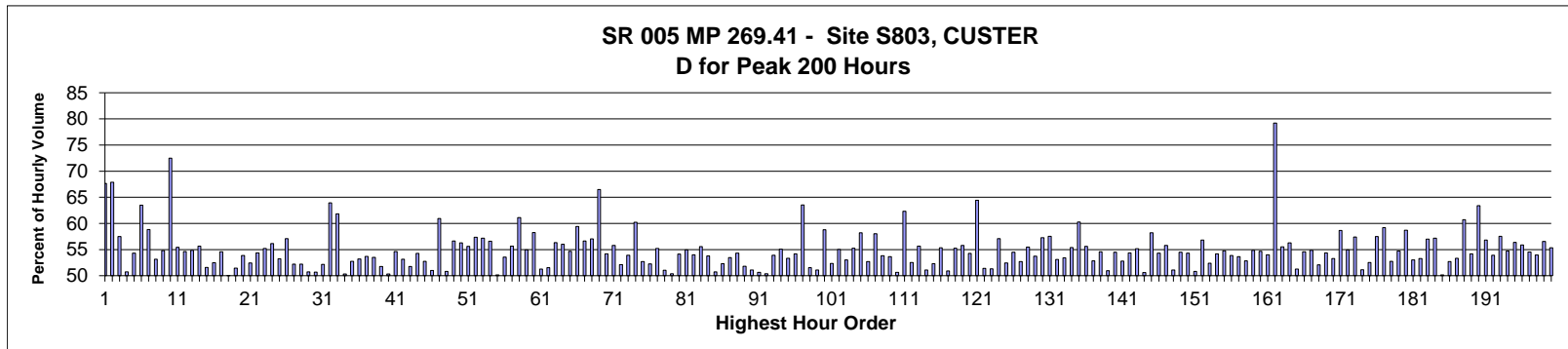
MO	DY	YR	DAY OF WK	HR	HR VOL	PERCENT OF AADT	HOUR NUMBER	AADT	EAST VOLUME	WEST VOLUME	PERCENT EAST IS OF TOTAL VOLUME	PERCENT WEST IS OF TOTAL VOLUME
5	13	2016	6	16	513	10.62	68	4,830	204	309	39.77	60.23
10	6	2016	5	16	513	10.62	69	4,830	185	328	36.06	63.94
10	21	2016	6	16	513	10.62	70	4,830	247	266	48.15	51.85
10	3	2016	2	17	512	10.60	71	4,830	161	351	31.45	68.55
10	23	2016	1	15	512	10.60	72	4,830	205	307	40.04	59.96
7	1	2016	6	17	511	10.58	73	4,830	249	262	48.73	51.27
8	12	2016	6	16	511	10.58	74	4,830	207	304	40.51	59.49
9	1	2016	5	16	511	10.58	75	4,830	233	278	45.60	54.40
9	8	2016	5	17	511	10.58	76	4,830	191	320	37.38	62.62
9	13	2016	3	17	511	10.58	77	4,830	187	324	36.59	63.41
9	20	2016	3	17	511	10.58	78	4,830	174	337	34.05	65.95
8	12	2016	6	15	510	10.56	79	4,830	221	289	43.33	56.67
10	21	2016	6	18	510	10.56	80	4,830	247	263	48.43	51.57
3	20	2016	1	18	509	10.54	81	4,830	281	228	55.21	44.79
9	3	2016	7	14	509	10.54	82	4,830	250	259	49.12	50.88
10	1	2016	7	17	509	10.54	83	4,830	174	335	34.18	65.82
4	1	2016	6	17	508	10.52	84	4,830	231	277	45.47	54.53
7	1	2016	6	18	508	10.52	85	4,830	263	245	51.77	48.23
5	26	2016	5	17	507	10.50	86	4,830	227	280	44.77	55.23
6	3	2016	6	17	507	10.50	87	4,830	219	288	43.20	56.80
9	5	2016	2	14	507	10.50	88	4,830	205	302	40.43	59.57
9	27	2016	3	17	507	10.50	89	4,830	174	333	34.32	65.68
5	13	2016	6	17	506	10.48	90	4,830	194	312	38.34	61.66
8	21	2016	1	15	506	10.48	91	4,830	237	269	46.84	53.16
10	25	2016	3	17	506	10.48	92	4,830	163	343	32.21	67.79
6	17	2016	6	15	505	10.46	93	4,830	187	318	37.03	62.97
6	19	2016	1	18	505	10.46	94	4,830	282	223	55.84	44.16
10	28	2016	6	17	505	10.46	95	4,830	196	309	38.81	61.19
6	26	2016	1	15	504	10.43	96	4,830	240	264	47.62	52.38
7	17	2016	1	13	503	10.41	97	4,830	160	343	31.81	68.19
10	2	2016	1	17	503	10.41	98	4,830	249	254	49.50	50.50
5	6	2016	6	17	502	10.39	99	4,830	202	300	40.24	59.76
8	5	2016	6	16	502	10.39	100	4,830	221	281	44.02	55.98
6	3	2016	6	16	501	10.37	101	4,830	199	302	39.72	60.28
10	9	2016	1	14	501	10.37	102	4,830	172	329	34.33	65.67
10	9	2016	1	16	501	10.37	103	4,830	224	277	44.71	55.29
10	23	2016	1	17	500	10.35	104	4,830	249	251	49.80	50.20
11	23	2016	4	15	500	10.35	105	4,830	224	276	44.80	55.20
7	29	2016	6	14	499	10.33	106	4,830	188	311	37.68	62.32
9	2	2016	6	19	499	10.33	107	4,830	305	194	61.12	38.88
9	5	2016	2	15	499	10.33	108	4,830	197	302	39.48	60.52
9	18	2016	1	14	499	10.33	109	4,830	203	296	40.68	59.32
9	18	2016	1	18	498	10.31	110	4,830	286	212	57.43	42.57
6	24	2016	6	16	497	10.29	111	4,830	225	272	45.27	54.73
7	22	2016	6	15	497	10.29	112	4,830	221	276	44.47	55.53
10	2	2016	1	14	497	10.29	113	4,830	184	313	37.02	62.98
11	23	2016	4	17	497	10.29	114	4,830	203	294	40.85	59.15
4	10	2016	1	17	496	10.27	115	4,830	280	216	56.45	43.55
8	14	2016	1	14	496	10.27	116	4,830	207	289	41.73	58.27
10	11	2016	3	17	496	10.27	117	4,830	153	343	30.85	69.15
6	26	2016	1	13	495	10.25	118	4,830	200	295	40.40	59.60

MO	DY	YR	DAY OF WK	HR	HR VOL	PERCENT OF AADT	HOUR NUMBER	AADT	EAST VOLUME	WEST VOLUME	PERCENT EAST IS OF TOTAL VOLUME	PERCENT WEST IS OF TOTAL VOLUME
6	19	2016	1	16	494	10.23	119	4,830	258	236	52.23	47.77
7	22	2016	6	17	494	10.23	120	4,830	237	257	47.98	52.02
8	13	2016	7	14	494	10.23	121	4,830	194	300	39.27	60.73
9	1	2016	5	17	494	10.23	122	4,830	198	296	40.08	59.92
9	5	2016	2	12	494	10.23	123	4,830	189	305	38.26	61.74
9	23	2016	6	15	494	10.23	124	4,830	199	295	40.28	59.72
5	20	2016	6	18	493	10.21	125	4,830	211	282	42.80	57.20
5	27	2016	6	15	493	10.21	126	4,830	200	293	40.57	59.43
10	9	2016	1	15	493	10.21	127	4,830	209	284	42.39	57.61
6	23	2016	5	17	492	10.19	128	4,830	248	244	50.41	49.59
9	16	2016	6	19	492	10.19	129	4,830	244	248	49.59	50.41
10	2	2016	1	16	492	10.19	130	4,830	197	295	40.04	59.96
10	13	2016	5	16	491	10.17	131	4,830	226	265	46.03	53.97
10	15	2016	7	11	491	10.17	132	4,830	187	304	38.09	61.91
11	4	2016	6	18	491	10.17	133	4,830	233	258	47.45	52.55
7	15	2016	6	15	490	10.14	134	4,830	247	243	50.41	49.59
5	27	2016	6	18	489	10.12	135	4,830	265	224	54.19	45.81
9	10	2016	7	14	489	10.12	136	4,830	171	318	34.97	65.03
9	16	2016	6	15	489	10.12	137	4,830	235	254	48.06	51.94
7	8	2016	6	16	488	10.10	138	4,830	200	288	40.98	59.02
8	12	2016	6	14	488	10.10	139	4,830	224	264	45.90	54.10
8	14	2016	1	12	488	10.10	140	4,830	191	297	39.14	60.86
4	8	2016	6	17	487	10.08	141	4,830	173	314	35.52	64.48
8	5	2016	6	15	487	10.08	142	4,830	216	271	44.35	55.65
10	2	2016	1	13	487	10.08	143	4,830	164	323	33.68	66.32
6	3	2016	6	15	486	10.06	144	4,830	206	280	42.39	57.61
6	3	2016	6	18	486	10.06	145	4,830	249	237	51.23	48.77
10	9	2016	1	17	486	10.06	146	4,830	280	206	57.61	42.39
10	12	2016	4	16	486	10.06	147	4,830	150	336	30.86	69.14
10	20	2016	5	16	486	10.06	148	4,830	180	306	37.04	62.96
6	10	2016	6	18	484	10.02	149	4,830	256	228	52.89	47.11
9	9	2016	6	15	484	10.02	150	4,830	213	271	44.01	55.99
9	23	2016	6	19	484	10.02	151	4,830	180	304	37.19	62.81
10	21	2016	6	17	484	10.02	152	4,830	191	293	39.46	60.54
11	23	2016	4	16	484	10.02	153	4,830	189	295	39.05	60.95
9	25	2016	1	13	483	10.00	154	4,830	188	295	38.92	61.08
3	20	2016	1	17	482	9.98	155	4,830	294	188	61.00	39.00
6	24	2016	6	14	482	9.98	156	4,830	210	272	43.57	56.43
9	4	2016	1	13	482	9.98	157	4,830	188	294	39.00	61.00
9	25	2016	1	15	482	9.98	158	4,830	210	272	43.57	56.43
9	30	2016	6	15	482	9.98	159	4,830	212	270	43.98	56.02
10	13	2016	5	15	482	9.98	160	4,830	222	260	46.06	53.94
5	6	2016	6	15	481	9.96	161	4,830	226	255	46.99	53.01
7	17	2016	1	14	481	9.96	162	4,830	181	300	37.63	62.37
8	28	2016	1	15	481	9.96	163	4,830	217	264	45.11	54.89
10	1	2016	7	18	481	9.96	164	4,830	177	304	36.80	63.20
10	13	2016	5	17	481	9.96	165	4,830	233	248	48.44	51.56
10	15	2016	7	13	481	9.96	166	4,830	171	310	35.55	64.45
7	22	2016	6	16	480	9.94	167	4,830	219	261	45.63	54.38
9	18	2016	1	16	480	9.94	168	4,830	210	270	43.75	56.25
10	4	2016	3	17	480	9.94	169	4,830	139	341	28.96	71.04

MO	DY	YR	DAY OF WK	HR	HR VOL	PERCENT OF AADT	HOUR NUMBER	AADT	EAST VOLUME	WEST VOLUME	PERCENT EAST IS OF TOTAL VOLUME	PERCENT WEST IS OF TOTAL VOLUME
7	17	2016	1	15	479	9.92	170	4,830	205	274	42.80	57.20
10	12	2016	4	17	479	9.92	171	4,830	155	324	32.36	67.64
5	26	2016	5	16	478	9.90	172	4,830	198	280	41.42	58.58
9	4	2016	1	15	478	9.90	173	4,830	244	234	51.05	48.95
9	24	2016	7	17	478	9.90	174	4,830	208	270	43.51	56.49
9	28	2016	4	17	478	9.90	175	4,830	151	327	31.59	68.41
4	29	2016	6	17	477	9.88	176	4,830	202	275	42.35	57.65
8	8	2016	2	18	477	9.88	177	4,830	218	259	45.70	54.30
9	25	2016	1	16	477	9.88	178	4,830	240	237	50.31	49.69
8	21	2016	1	13	476	9.86	179	4,830	190	286	39.92	60.08
8	21	2016	1	17	476	9.86	180	4,830	223	253	46.85	53.15
10	19	2016	4	17	476	9.86	181	4,830	161	315	33.82	66.18
2	12	2016	6	17	475	9.83	182	4,830	203	272	42.74	57.26
7	1	2016	6	15	475	9.83	183	4,830	212	263	44.63	55.37
9	14	2016	4	17	475	9.83	184	4,830	158	317	33.26	66.74
10	4	2016	3	16	475	9.83	185	4,830	159	316	33.47	66.53
8	7	2016	1	14	474	9.81	186	4,830	213	261	44.94	55.06
9	2	2016	6	14	474	9.81	187	4,830	260	214	54.85	45.15
9	18	2016	1	13	474	9.81	188	4,830	182	292	38.40	61.60
9	21	2016	4	16	474	9.81	189	4,830	178	296	37.55	62.45
3	18	2016	6	17	473	9.79	190	4,830	189	284	39.96	60.04
7	1	2016	6	16	473	9.79	191	4,830	207	266	43.76	56.24
10	1	2016	7	15	473	9.79	192	4,830	182	291	38.48	61.52
10	7	2016	6	19	473	9.79	193	4,830	189	284	39.96	60.04
10	28	2016	6	18	473	9.79	194	4,830	222	251	46.93	53.07
6	12	2016	1	18	472	9.77	195	4,830	212	260	44.92	55.08
6	23	2016	5	16	472	9.77	196	4,830	201	271	42.58	57.42
7	29	2016	6	16	472	9.77	197	4,830	217	255	45.97	54.03
9	3	2016	7	17	472	9.77	198	4,830	198	274	41.95	58.05
10	7	2016	6	15	472	9.77	199	4,830	186	286	39.41	60.59
8	5	2016	6	17	471	9.75	200	4,830	216	255	45.86	54.14



AADT= 31,008      K 30 FACTOR= 9.45      K 100 FACTOR= 8.94      K 200 FACTOR= 8.49      D 30 FACTOR= 50.70



MO	DY	YR	DAY OF WK	HR	HR VOL	PERCENT OF AADT	HOUR NUMBER	AADT	NORTH VOLUME	SOUTH VOLUME	PERCENT NORTH IS OF TOTAL VOLUME	PERCENT SOUTH IS OF TOTAL VOLUME
5	23	2016	2	16	3,353	10.81	1	31,008	2,269	1,084	67.67	32.33
5	23	2016	2	17	3,317	10.70	2	31,008	2,252	1,065	67.89	32.11
12	30	2016	6	17	3,238	10.44	3	31,008	1,861	1,377	57.47	42.53
5	20	2016	6	17	3,184	10.27	4	31,008	1,568	1,616	49.25	50.75
12	30	2016	6	16	3,154	10.17	5	31,008	1,713	1,441	54.31	45.69
5	23	2016	2	15	3,103	10.01	6	31,008	1,970	1,133	63.49	36.51
8	1	2016	2	16	3,095	9.98	7	31,008	1,821	1,274	58.84	41.16
12	30	2016	6	15	3,080	9.93	8	31,008	1,637	1,443	53.15	46.85
5	23	2016	2	14	3,079	9.93	9	31,008	1,688	1,391	54.82	45.18
5	23	2016	2	18	3,031	9.77	10	31,008	2,197	834	72.48	27.52
11	11	2016	6	17	3,023	9.75	11	31,008	1,675	1,348	55.41	44.59
9	2	2016	6	17	3,016	9.73	12	31,008	1,647	1,369	54.61	45.39
8	13	2016	7	15	2,991	9.65	13	31,008	1,640	1,351	54.83	45.17
9	2	2016	6	16	2,991	9.65	14	31,008	1,665	1,326	55.67	44.33
9	3	2016	7	16	2,982	9.62	15	31,008	1,538	1,444	51.58	48.42
8	14	2016	1	14	2,981	9.61	16	31,008	1,417	1,564	47.53	52.47

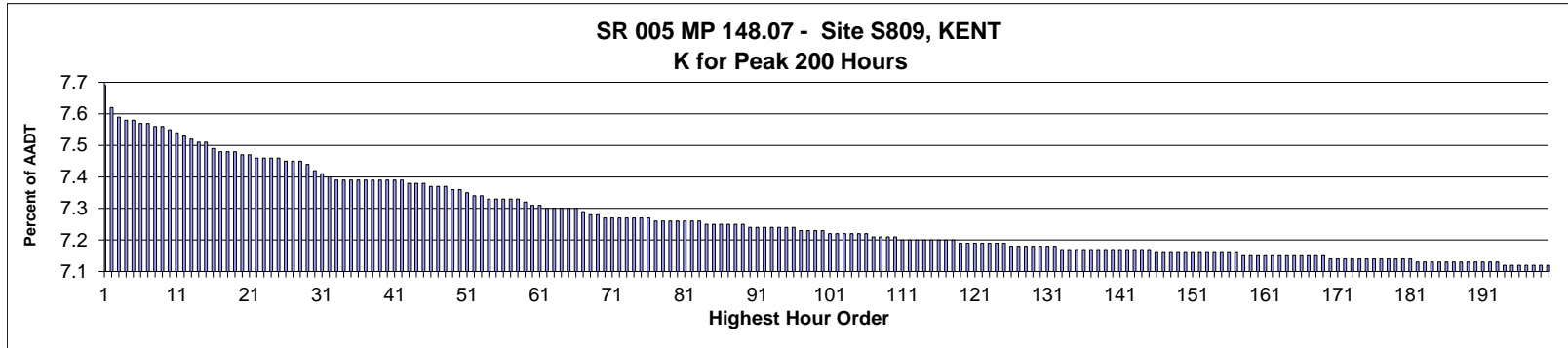
MO	DY	YR	DAY OF WK	HR	HR VOL	PERCENT OF AADT	HOUR NUMBER	AADT	NORTH VOLUME	SOUTH VOLUME	PERCENT NORTH IS OF TOTAL VOLUME	PERCENT SOUTH IS OF TOTAL VOLUME
8	1	2016	2	15	2,979	9.61	17	31,008	1,626	1,353	54.58	45.42
8	14	2016	1	15	2,979	9.61	18	31,008	1,489	1,490	49.98	50.02
9	5	2016	2	14	2,977	9.60	19	31,008	1,446	1,531	48.57	51.43
11	11	2016	6	16	2,977	9.60	20	31,008	1,603	1,374	53.85	46.15
5	22	2016	1	16	2,971	9.58	21	31,008	1,558	1,413	52.44	47.56
8	13	2016	7	16	2,945	9.50	22	31,008	1,601	1,344	54.36	45.64
8	28	2016	1	16	2,939	9.48	23	31,008	1,622	1,317	55.19	44.81
9	3	2016	7	12	2,938	9.47	24	31,008	1,289	1,649	43.87	56.13
8	14	2016	1	13	2,937	9.47	25	31,008	1,373	1,564	46.75	53.25
9	5	2016	2	16	2,937	9.47	26	31,008	1,676	1,261	57.07	42.93
3	25	2016	6	15	2,933	9.46	27	31,008	1,532	1,401	52.23	47.77
8	1	2016	2	14	2,931	9.45	28	31,008	1,530	1,401	52.20	47.80
8	12	2016	6	16	2,930	9.45	29	31,008	1,487	1,443	50.75	49.25
8	28	2016	1	15	2,929	9.45	30	31,008	1,444	1,485	49.30	50.70
8	12	2016	6	18	2,928	9.44	31	31,008	1,527	1,401	52.15	47.85
11	11	2016	6	12	2,923	9.43	32	31,008	1,054	1,869	36.06	63.94
8	1	2016	2	17	2,922	9.42	33	31,008	1,806	1,116	61.81	38.19
8	1	2016	2	13	2,920	9.42	34	31,008	1,451	1,469	49.69	50.31
8	6	2016	7	14	2,919	9.41	35	31,008	1,379	1,540	47.24	52.76
9	5	2016	2	15	2,917	9.41	36	31,008	1,552	1,365	53.21	46.79
11	11	2016	6	14	2,916	9.40	37	31,008	1,350	1,566	46.30	53.70
8	26	2016	6	17	2,911	9.39	38	31,008	1,558	1,353	53.52	46.48
3	25	2016	6	16	2,907	9.38	39	31,008	1,504	1,403	51.74	48.26
12	30	2016	6	14	2,906	9.37	40	31,008	1,444	1,462	49.69	50.31
9	3	2016	7	13	2,903	9.36	41	31,008	1,317	1,586	45.37	54.63
8	12	2016	6	17	2,902	9.36	42	31,008	1,542	1,360	53.14	46.86
9	3	2016	7	15	2,901	9.36	43	31,008	1,501	1,400	51.74	48.26
3	25	2016	6	17	2,900	9.35	44	31,008	1,574	1,326	54.28	45.72
8	12	2016	6	14	2,897	9.34	45	31,008	1,369	1,528	47.26	52.74
8	21	2016	1	15	2,896	9.34	46	31,008	1,419	1,477	49.00	51.00
11	11	2016	6	13	2,895	9.34	47	31,008	1,131	1,764	39.07	60.93
8	19	2016	6	14	2,892	9.33	48	31,008	1,422	1,470	49.17	50.83
8	28	2016	1	17	2,892	9.33	49	31,008	1,638	1,254	56.64	43.36
12	29	2016	5	16	2,892	9.33	50	31,008	1,627	1,265	56.26	43.74
9	3	2016	7	11	2,889	9.32	51	31,008	1,283	1,606	44.41	55.59
8	26	2016	6	18	2,876	9.28	52	31,008	1,649	1,227	57.34	42.66
5	22	2016	1	17	2,866	9.24	53	31,008	1,639	1,227	57.19	42.81
5	22	2016	1	14	2,857	9.21	54	31,008	1,240	1,617	43.40	56.60
5	23	2016	2	13	2,857	9.21	55	31,008	1,424	1,433	49.84	50.16
8	21	2016	1	13	2,853	9.20	56	31,008	1,325	1,528	46.44	53.56
9	2	2016	6	18	2,853	9.20	57	31,008	1,588	1,265	55.66	44.34
5	21	2016	7	13	2,852	9.20	58	31,008	1,109	1,743	38.88	61.12
8	7	2016	1	16	2,851	9.19	59	31,008	1,567	1,284	54.96	45.04
8	27	2016	7	12	2,851	9.19	60	31,008	1,190	1,661	41.74	58.26
5	20	2016	6	18	2,847	9.18	61	31,008	1,460	1,387	51.28	48.72
5	21	2016	7	16	2,845	9.18	62	31,008	1,379	1,466	48.47	51.53
12	30	2016	6	13	2,840	9.16	63	31,008	1,240	1,600	43.66	56.34
12	30	2016	6	18	2,840	9.16	64	31,008	1,591	1,249	56.02	43.98
8	12	2016	6	13	2,839	9.16	65	31,008	1,287	1,552	45.33	54.67
8	27	2016	7	11	2,838	9.15	66	31,008	1,152	1,686	40.59	59.41
12	27	2016	3	16	2,836	9.15	67	31,008	1,606	1,230	56.63	43.37

MO	DY	YR	DAY OF WK	HR	HR VOL	PERCENT OF AADT	HOUR NUMBER	AADT	NORTH VOLUME	SOUTH VOLUME	PERCENT NORTH IS OF TOTAL VOLUME	PERCENT SOUTH IS OF TOTAL VOLUME
12	16	2016	6	17	2,834	9.14	68	31,008	1,617	1,217	57.06	42.94
8	1	2016	2	18	2,832	9.13	69	31,008	1,883	949	66.49	33.51
8	26	2016	6	16	2,832	9.13	70	31,008	1,535	1,297	54.20	45.80
2	13	2016	7	13	2,830	9.13	71	31,008	1,579	1,251	55.80	44.20
9	4	2016	1	13	2,829	9.12	72	31,008	1,355	1,474	47.90	52.10
8	14	2016	1	16	2,828	9.12	73	31,008	1,524	1,304	53.89	46.11
4	29	2016	6	18	2,824	9.11	74	31,008	1,701	1,123	60.23	39.77
8	5	2016	6	17	2,824	9.11	75	31,008	1,488	1,336	52.69	47.31
9	3	2016	7	14	2,823	9.10	76	31,008	1,348	1,475	47.75	52.25
10	21	2016	6	16	2,821	9.10	77	31,008	1,558	1,263	55.23	44.77
5	20	2016	6	15	2,820	9.09	78	31,008	1,380	1,440	48.94	51.06
8	12	2016	6	15	2,817	9.08	79	31,008	1,398	1,419	49.63	50.37
12	17	2016	7	13	2,817	9.08	80	31,008	1,292	1,525	45.86	54.14
12	27	2016	3	17	2,816	9.08	81	31,008	1,547	1,269	54.94	45.06
5	21	2016	7	15	2,808	9.06	82	31,008	1,292	1,516	46.01	53.99
8	14	2016	1	12	2,808	9.06	83	31,008	1,248	1,560	44.44	55.56
8	7	2016	1	13	2,803	9.04	84	31,008	1,296	1,507	46.24	53.76
11	11	2016	6	15	2,798	9.02	85	31,008	1,420	1,378	50.75	49.25
12	17	2016	7	14	2,796	9.02	86	31,008	1,333	1,463	47.68	52.32
5	22	2016	1	15	2,795	9.01	87	31,008	1,301	1,494	46.55	53.45
8	7	2016	1	15	2,795	9.01	88	31,008	1,518	1,277	54.31	45.69
8	27	2016	7	14	2,793	9.01	89	31,008	1,346	1,447	48.19	51.81
8	21	2016	1	14	2,791	9.00	90	31,008	1,365	1,426	48.91	51.09
8	7	2016	1	14	2,789	8.99	91	31,008	1,377	1,412	49.37	50.63
8	27	2016	7	16	2,788	8.99	92	31,008	1,405	1,383	50.39	49.61
5	20	2016	6	16	2,783	8.98	93	31,008	1,282	1,501	46.07	53.93
8	19	2016	6	18	2,783	8.98	94	31,008	1,533	1,250	55.08	44.92
8	6	2016	7	12	2,781	8.97	95	31,008	1,298	1,483	46.67	53.33
8	21	2016	1	17	2,774	8.95	96	31,008	1,503	1,271	54.18	45.82
10	10	2016	2	16	2,774	8.95	97	31,008	1,762	1,012	63.52	36.48
9	2	2016	6	15	2,773	8.94	98	31,008	1,429	1,344	51.53	48.47
9	4	2016	1	15	2,772	8.94	99	31,008	1,416	1,356	51.08	48.92
9	4	2016	1	17	2,772	8.94	100	31,008	1,630	1,142	58.80	41.20
8	5	2016	6	15	2,769	8.93	101	31,008	1,320	1,449	47.67	52.33
10	28	2016	6	17	2,769	8.93	102	31,008	1,524	1,245	55.04	44.96
10	7	2016	6	17	2,768	8.93	103	31,008	1,467	1,301	53.00	47.00
9	4	2016	1	16	2,767	8.92	104	31,008	1,529	1,238	55.26	44.74
12	29	2016	5	17	2,767	8.92	105	31,008	1,611	1,156	58.22	41.78
8	5	2016	6	16	2,766	8.92	106	31,008	1,458	1,308	52.71	47.29
5	21	2016	7	17	2,765	8.92	107	31,008	1,605	1,160	58.05	41.95
8	21	2016	1	16	2,761	8.90	108	31,008	1,486	1,275	53.82	46.18
5	6	2016	6	17	2,759	8.90	109	31,008	1,480	1,279	53.64	46.36
8	19	2016	6	15	2,759	8.90	110	31,008	1,397	1,362	50.63	49.37
10	10	2016	2	17	2,759	8.90	111	31,008	1,720	1,039	62.34	37.66
5	13	2016	6	17	2,758	8.89	112	31,008	1,448	1,310	52.50	47.50
8	26	2016	6	12	2,755	8.88	113	31,008	1,222	1,533	44.36	55.64
8	27	2016	7	15	2,755	8.88	114	31,008	1,407	1,348	51.07	48.93
8	20	2016	7	16	2,753	8.88	115	31,008	1,440	1,313	52.31	47.69
8	28	2016	1	13	2,752	8.88	116	31,008	1,229	1,523	44.66	55.34
8	6	2016	7	15	2,749	8.87	117	31,008	1,400	1,349	50.93	49.07
8	5	2016	6	18	2,748	8.86	118	31,008	1,518	1,230	55.24	44.76

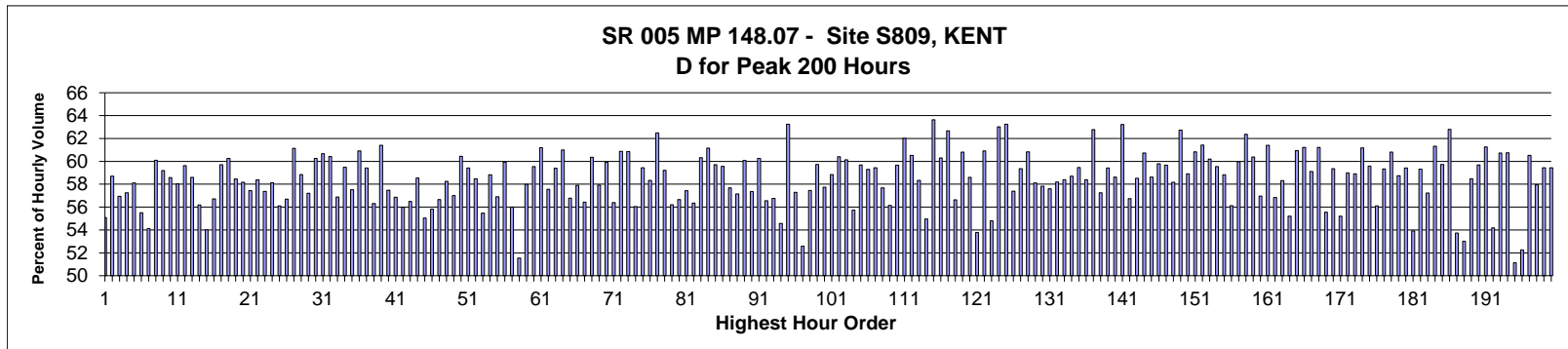
MO	DY	YR	DAY OF WK	HR	HR VOL	PERCENT OF AADT	HOUR NUMBER	AADT	NORTH VOLUME	SOUTH VOLUME	PERCENT NORTH IS OF TOTAL VOLUME	PERCENT SOUTH IS OF TOTAL VOLUME
10	21	2016	6	17	2,746	8.86	119	31,008	1,532	1,214	55.79	44.21
8	19	2016	6	16	2,741	8.84	120	31,008	1,487	1,254	54.25	45.75
5	21	2016	7	12	2,737	8.83	121	31,008	973	1,764	35.55	64.45
8	13	2016	7	13	2,733	8.81	122	31,008	1,328	1,405	48.59	51.41
8	26	2016	6	14	2,730	8.80	123	31,008	1,401	1,329	51.32	48.68
8	6	2016	7	11	2,729	8.80	124	31,008	1,171	1,558	42.91	57.09
8	26	2016	6	15	2,729	8.80	125	31,008	1,431	1,298	52.44	47.56
9	16	2016	6	18	2,729	8.80	126	31,008	1,487	1,242	54.49	45.51
12	27	2016	3	15	2,726	8.79	127	31,008	1,437	1,289	52.71	47.29
12	28	2016	4	17	2,726	8.79	128	31,008	1,512	1,214	55.47	44.53
1	2	2016	7	16	2,725	8.79	129	31,008	1,464	1,261	53.72	46.28
12	16	2016	6	16	2,725	8.79	130	31,008	1,561	1,164	57.28	42.72
5	23	2016	2	12	2,724	8.78	131	31,008	1,157	1,567	42.47	57.53
9	2	2016	6	14	2,724	8.78	132	31,008	1,277	1,447	46.88	53.12
8	13	2016	7	12	2,723	8.78	133	31,008	1,268	1,455	46.57	53.43
9	2	2016	6	13	2,720	8.77	134	31,008	1,213	1,507	44.60	55.40
3	25	2016	6	18	2,718	8.77	135	31,008	1,638	1,080	60.26	39.74
8	7	2016	1	17	2,716	8.76	136	31,008	1,511	1,205	55.63	44.37
8	12	2016	6	12	2,716	8.76	137	31,008	1,281	1,435	47.16	52.84
9	9	2016	6	17	2,716	8.76	138	31,008	1,483	1,233	54.60	45.40
11	27	2016	1	17	2,716	8.76	139	31,008	1,332	1,384	49.04	50.96
12	17	2016	7	15	2,709	8.74	140	31,008	1,476	1,233	54.49	45.51
8	6	2016	7	16	2,708	8.73	141	31,008	1,430	1,278	52.81	47.19
12	28	2016	4	16	2,708	8.73	142	31,008	1,472	1,236	54.36	45.64
8	6	2016	7	13	2,707	8.73	143	31,008	1,214	1,493	44.85	55.15
9	4	2016	1	14	2,707	8.73	144	31,008	1,337	1,370	49.39	50.61
9	3	2016	7	17	2,705	8.72	145	31,008	1,574	1,131	58.19	41.81
3	18	2016	6	16	2,704	8.72	146	31,008	1,469	1,235	54.33	45.67
8	11	2016	5	18	2,704	8.72	147	31,008	1,508	1,196	55.77	44.23
9	16	2016	6	17	2,704	8.72	148	31,008	1,381	1,323	51.07	48.93
3	18	2016	6	17	2,701	8.71	149	31,008	1,472	1,229	54.50	45.50
5	20	2016	6	14	2,700	8.71	150	31,008	1,233	1,467	45.67	54.33
11	13	2016	1	15	2,699	8.70	151	31,008	1,371	1,328	50.80	49.20
8	13	2016	7	17	2,697	8.70	152	31,008	1,533	1,164	56.84	43.16
8	28	2016	1	14	2,697	8.70	153	31,008	1,284	1,413	47.61	52.39
8	13	2016	7	11	2,696	8.69	154	31,008	1,235	1,461	45.81	54.19
8	20	2016	7	12	2,695	8.69	155	31,008	1,219	1,476	45.23	54.77
2	13	2016	7	14	2,694	8.69	156	31,008	1,451	1,243	53.86	46.14
10	7	2016	6	18	2,693	8.68	157	31,008	1,444	1,249	53.62	46.38
9	30	2016	6	17	2,688	8.67	158	31,008	1,420	1,268	52.83	47.17
11	4	2016	6	17	2,687	8.67	159	31,008	1,474	1,213	54.86	45.14
9	17	2016	7	14	2,684	8.66	160	31,008	1,217	1,467	45.34	54.66
4	15	2016	6	16	2,683	8.65	161	31,008	1,449	1,234	54.01	45.99
5	23	2016	2	19	2,682	8.65	162	31,008	2,124	558	79.19	20.81
9	23	2016	6	17	2,682	8.65	163	31,008	1,489	1,193	55.52	44.48
10	22	2016	7	13	2,682	8.65	164	31,008	1,172	1,510	43.70	56.30
8	5	2016	6	14	2,681	8.65	165	31,008	1,307	1,374	48.75	51.25
3	26	2016	7	16	2,679	8.64	166	31,008	1,462	1,217	54.57	45.43
8	19	2016	6	17	2,679	8.64	167	31,008	1,469	1,210	54.83	45.17
8	25	2016	5	16	2,677	8.63	168	31,008	1,394	1,283	52.07	47.93
1	2	2016	7	17	2,671	8.61	169	31,008	1,452	1,219	54.36	45.64

MO	DY	YR	DAY OF WK	HR	HR VOL	PERCENT OF AADT	HOUR NUMBER	AADT	NORTH VOLUME	SOUTH VOLUME	PERCENT NORTH IS OF TOTAL VOLUME	PERCENT SOUTH IS OF TOTAL VOLUME
10	8	2016	7	14	2,671	8.61	170	31,008	1,248	1,423	46.72	53.28
10	10	2016	2	15	2,671	8.61	171	31,008	1,567	1,104	58.67	41.33
8	27	2016	7	13	2,669	8.61	172	31,008	1,203	1,466	45.07	54.93
9	10	2016	7	12	2,667	8.60	173	31,008	1,136	1,531	42.59	57.41
8	13	2016	7	14	2,666	8.60	174	31,008	1,363	1,303	51.13	48.87
3	24	2016	5	17	2,665	8.59	175	31,008	1,400	1,265	52.53	47.47
9	24	2016	7	12	2,664	8.59	176	31,008	1,133	1,531	42.53	57.47
9	4	2016	1	12	2,663	8.59	177	31,008	1,087	1,576	40.82	59.18
3	19	2016	7	14	2,662	8.58	178	31,008	1,258	1,404	47.26	52.74
5	6	2016	6	16	2,661	8.58	179	31,008	1,456	1,205	54.72	45.28
9	1	2016	5	18	2,661	8.58	180	31,008	1,562	1,099	58.70	41.30
10	22	2016	7	15	2,660	8.58	181	31,008	1,410	1,250	53.01	46.99
11	10	2016	5	17	2,659	8.58	182	31,008	1,417	1,242	53.29	46.71
3	25	2016	6	13	2,652	8.55	183	31,008	1,141	1,511	43.02	56.98
5	21	2016	7	14	2,652	8.55	184	31,008	1,136	1,516	42.84	57.16
3	25	2016	6	14	2,651	8.55	185	31,008	1,322	1,329	49.87	50.13
9	19	2016	2	16	2,650	8.55	186	31,008	1,253	1,397	47.28	52.72
8	12	2016	6	19	2,649	8.54	187	31,008	1,413	1,236	53.34	46.66
9	5	2016	2	17	2,646	8.53	188	31,008	1,606	1,040	60.70	39.30
10	23	2016	1	16	2,644	8.53	189	31,008	1,432	1,212	54.16	45.84
2	8	2016	2	17	2,643	8.52	190	31,008	1,676	967	63.41	36.59
4	1	2016	6	18	2,642	8.52	191	31,008	1,501	1,141	56.81	43.19
8	20	2016	7	17	2,642	8.52	192	31,008	1,424	1,218	53.90	46.10
9	10	2016	7	13	2,641	8.52	193	31,008	1,121	1,520	42.45	57.55
8	11	2016	5	17	2,640	8.51	194	31,008	1,445	1,195	54.73	45.27
8	29	2016	2	17	2,640	8.51	195	31,008	1,488	1,152	56.36	43.64
2	12	2016	6	17	2,635	8.50	196	31,008	1,473	1,162	55.90	44.10
8	19	2016	6	12	2,635	8.50	197	31,008	1,198	1,437	45.46	54.54
9	5	2016	2	13	2,634	8.49	198	31,008	1,213	1,421	46.05	53.95
11	18	2016	6	16	2,634	8.49	199	31,008	1,490	1,144	56.57	43.43
11	4	2016	6	16	2,633	8.49	200	31,008	1,457	1,176	55.34	44.66





**AADT= 206,135      K 30 FACTOR= 7.42      K 100 FACTOR= 7.23      K 200 FACTOR= 7.12      D 30 FACTOR= 60.25**



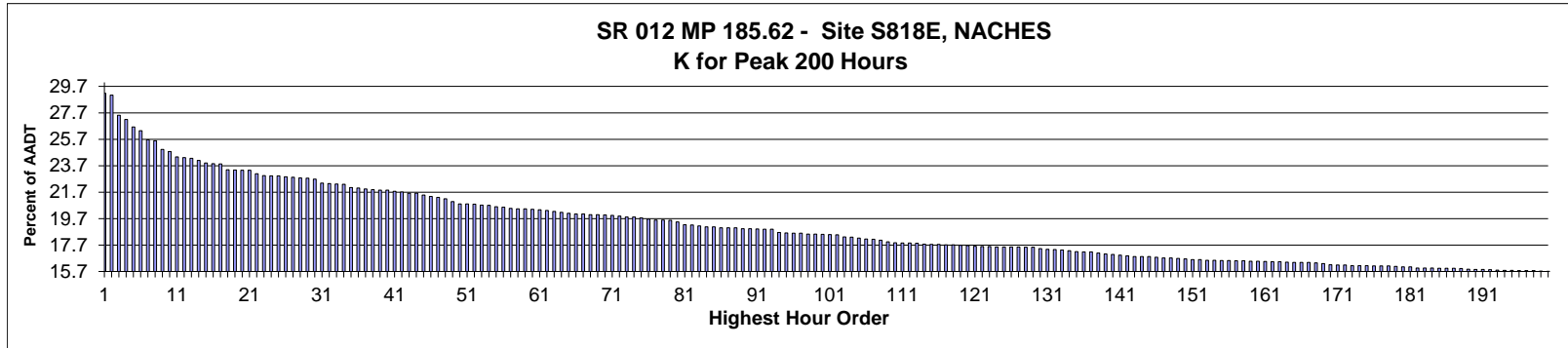
MO	DY	YR	DAY OF WK	HR	HR VOL	PERCENT OF AADT	HOUR NUMBER	AADT	NORTH VOLUME	SOUTH VOLUME	PERCENT NORTH IS OF TOTAL VOLUME	PERCENT SOUTH IS OF TOTAL VOLUME
12	15	2016	5	16	15,849	7.69	1	206,135	7,117	8,732	44.91	55.09
3	25	2016	6	15	15,712	7.62	2	206,135	6,488	9,224	41.29	58.71
6	16	2016	5	15	15,651	7.59	3	206,135	6,740	8,911	43.06	56.94
12	22	2016	5	15	15,632	7.58	4	206,135	6,682	8,950	42.75	57.25
7	5	2016	3	16	15,622	7.58	5	206,135	6,543	9,079	41.88	58.12
12	15	2016	5	15	15,612	7.57	6	206,135	6,945	8,667	44.49	55.51
8	25	2016	5	17	15,605	7.57	7	206,135	7,159	8,446	45.88	54.12
3	24	2016	5	17	15,588	7.56	8	206,135	6,221	9,367	39.91	60.09
5	18	2016	4	17	15,583	7.56	9	206,135	6,358	9,225	40.80	59.20
3	24	2016	5	15	15,561	7.55	10	206,135	6,446	9,115	41.42	58.58
11	7	2016	2	16	15,539	7.54	11	206,135	6,522	9,017	41.97	58.03
10	21	2016	6	16	15,524	7.53	12	206,135	6,267	9,257	40.37	59.63
6	3	2016	6	15	15,509	7.52	13	206,135	6,421	9,088	41.40	58.60
8	5	2016	6	15	15,485	7.51	14	206,135	6,785	8,700	43.82	56.18
8	25	2016	5	18	15,471	7.51	15	206,135	7,115	8,356	45.99	54.01
8	25	2016	5	16	15,448	7.49	16	206,135	6,687	8,761	43.29	56.71

MO	DY	YR	DAY OF WK	HR	HR VOL	PERCENT OF AADT	HOUR NUMBER	AADT	NORTH VOLUME	SOUTH VOLUME	PERCENT NORTH IS OF TOTAL VOLUME	PERCENT SOUTH IS OF TOTAL VOLUME
3	18	2016	6	16	15,425	7.48	17	206,135	6,215	9,210	40.29	59.71
3	24	2016	5	16	15,416	7.48	18	206,135	6,127	9,289	39.74	60.26
4	8	2016	6	16	15,410	7.48	19	206,135	6,402	9,008	41.54	58.46
7	8	2016	6	15	15,401	7.47	20	206,135	6,441	8,960	41.82	58.18
12	30	2016	6	15	15,393	7.47	21	206,135	6,552	8,841	42.56	57.44
2	15	2016	2	16	15,383	7.46	22	206,135	6,402	8,981	41.62	58.38
5	25	2016	4	15	15,382	7.46	23	206,135	6,556	8,826	42.62	57.38
7	15	2016	6	15	15,376	7.46	24	206,135	6,437	8,939	41.86	58.14
7	5	2016	3	15	15,368	7.46	25	206,135	6,747	8,621	43.90	56.10
4	8	2016	6	15	15,354	7.45	26	206,135	6,650	8,704	43.31	56.69
2	5	2016	6	15	15,353	7.45	27	206,135	5,967	9,386	38.87	61.13
5	27	2016	6	15	15,349	7.45	28	206,135	6,316	9,033	41.15	58.85
4	1	2016	6	15	15,335	7.44	29	206,135	6,564	8,771	42.80	57.20
3	18	2016	6	15	15,294	7.42	30	206,135	6,080	9,214	39.75	60.25
2	23	2016	3	17	15,279	7.41	31	206,135	6,011	9,268	39.34	60.66
4	15	2016	6	17	15,252	7.40	32	206,135	6,036	9,216	39.58	60.42
7	22	2016	6	15	15,243	7.39	33	206,135	6,571	8,672	43.11	56.89
12	21	2016	4	15	15,243	7.39	34	206,135	6,175	9,068	40.51	59.49
6	16	2016	5	16	15,241	7.39	35	206,135	6,474	8,767	42.48	57.52
5	18	2016	4	16	15,239	7.39	36	206,135	5,955	9,284	39.08	60.92
4	15	2016	6	15	15,233	7.39	37	206,135	6,182	9,051	40.58	59.42
9	30	2016	6	16	15,232	7.39	38	206,135	6,657	8,575	43.70	56.30
5	25	2016	4	16	15,231	7.39	39	206,135	5,879	9,352	38.60	61.40
11	11	2016	6	15	15,229	7.39	40	206,135	6,476	8,753	42.52	57.48
8	12	2016	6	16	15,227	7.39	41	206,135	6,567	8,660	43.13	56.87
9	30	2016	6	17	15,225	7.39	42	206,135	6,701	8,524	44.01	55.99
12	15	2016	5	17	15,218	7.38	43	206,135	6,621	8,597	43.51	56.49
4	5	2016	3	15	15,212	7.38	44	206,135	6,306	8,906	41.45	58.55
9	30	2016	6	15	15,203	7.38	45	206,135	6,833	8,370	44.95	55.05
6	17	2016	6	14	15,191	7.37	46	206,135	6,713	8,478	44.19	55.81
8	4	2016	5	15	15,189	7.37	47	206,135	6,583	8,606	43.34	56.66
8	9	2016	3	17	15,189	7.37	48	206,135	6,341	8,848	41.75	58.25
5	20	2016	6	18	15,179	7.36	49	206,135	6,525	8,654	42.99	57.01
2	26	2016	6	15	15,171	7.36	50	206,135	6,000	9,171	39.55	60.45
10	7	2016	6	15	15,148	7.35	51	206,135	6,147	9,001	40.58	59.42
3	18	2016	6	17	15,138	7.34	52	206,135	6,285	8,853	41.52	58.48
7	22	2016	6	14	15,138	7.34	53	206,135	6,740	8,398	44.52	55.48
12	19	2016	2	15	15,119	7.33	54	206,135	6,226	8,893	41.18	58.82
9	2	2016	6	15	15,118	7.33	55	206,135	6,515	8,603	43.09	56.91
3	24	2016	5	18	15,113	7.33	56	206,135	6,054	9,059	40.06	59.94
8	25	2016	5	15	15,106	7.33	57	206,135	6,646	8,460	44.00	56.00
10	23	2016	1	17	15,105	7.33	58	206,135	7,320	7,785	48.46	51.54
9	8	2016	5	17	15,084	7.32	59	206,135	6,337	8,747	42.01	57.99
11	18	2016	6	15	15,068	7.31	60	206,135	6,097	8,971	40.46	59.54
2	18	2016	5	17	15,061	7.31	61	206,135	5,843	9,218	38.80	61.20
5	18	2016	4	18	15,051	7.30	62	206,135	6,388	8,663	42.44	57.56
5	6	2016	6	15	15,050	7.30	63	206,135	6,112	8,938	40.61	59.39
2	5	2016	6	16	15,049	7.30	64	206,135	5,871	9,178	39.01	60.99
5	13	2016	6	17	15,040	7.30	65	206,135	6,500	8,540	43.22	56.78
7	5	2016	3	17	15,040	7.30	66	206,135	6,332	8,708	42.10	57.90
8	5	2016	6	17	15,024	7.29	67	206,135	6,546	8,478	43.57	56.43

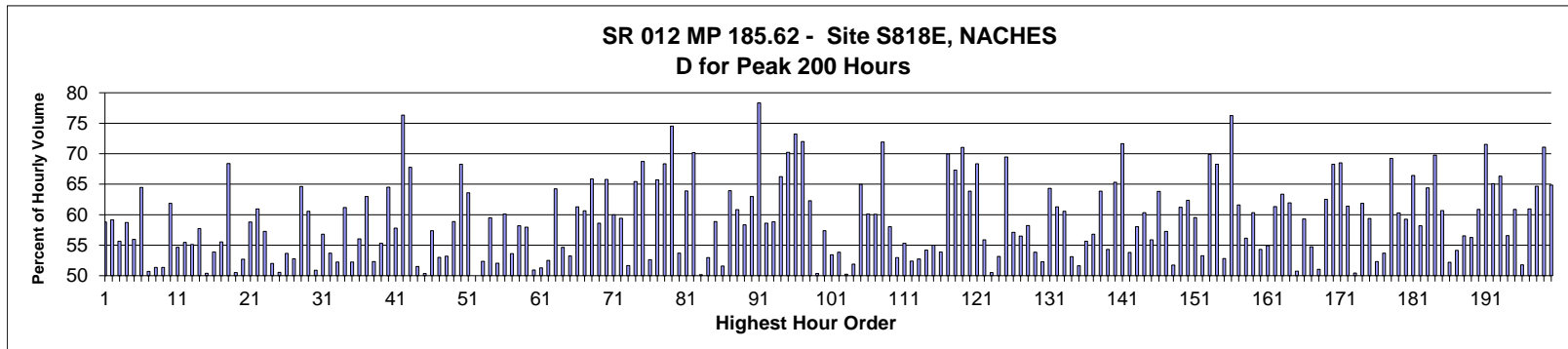
MO	DY	YR	DAY OF WK	HR	HR VOL	PERCENT OF AADT	HOUR NUMBER	AADT	NORTH VOLUME	SOUTH VOLUME	PERCENT NORTH IS OF TOTAL VOLUME	PERCENT SOUTH IS OF TOTAL VOLUME
6	2	2016	5	17	15,012	7.28	68	206,135	5,949	9,063	39.63	60.37
9	16	2016	6	15	15,007	7.28	69	206,135	6,313	8,694	42.07	57.93
3	25	2016	6	17	14,996	7.27	70	206,135	6,012	8,984	40.09	59.91
7	1	2016	6	14	14,995	7.27	71	206,135	6,538	8,457	43.60	56.40
5	25	2016	4	17	14,994	7.27	72	206,135	5,866	9,128	39.12	60.88
4	15	2016	6	16	14,990	7.27	73	206,135	5,868	9,122	39.15	60.85
6	16	2016	5	17	14,990	7.27	74	206,135	6,588	8,402	43.95	56.05
7	14	2016	5	15	14,987	7.27	75	206,135	6,079	8,908	40.56	59.44
10	21	2016	6	17	14,983	7.27	76	206,135	6,242	8,741	41.66	58.34
1	18	2016	2	16	14,974	7.26	77	206,135	5,618	9,356	37.52	62.48
7	18	2016	2	15	14,974	7.26	78	206,135	6,108	8,866	40.79	59.21
4	8	2016	6	17	14,973	7.26	79	206,135	6,558	8,415	43.80	56.20
6	10	2016	6	15	14,966	7.26	80	206,135	6,487	8,479	43.34	56.66
7	1	2016	6	15	14,966	7.26	81	206,135	6,369	8,597	42.56	57.44
8	12	2016	6	17	14,958	7.26	82	206,135	6,528	8,430	43.64	56.36
9	29	2016	5	16	14,958	7.26	83	206,135	5,934	9,024	39.67	60.33
11	10	2016	5	16	14,953	7.25	84	206,135	5,808	9,145	38.84	61.16
5	18	2016	4	15	14,945	7.25	85	206,135	6,023	8,922	40.30	59.70
6	22	2016	4	15	14,942	7.25	86	206,135	6,043	8,899	40.44	59.56
7	21	2016	5	15	14,941	7.25	87	206,135	6,321	8,620	42.31	57.69
9	8	2016	5	18	14,935	7.25	88	206,135	6,401	8,534	42.86	57.14
10	7	2016	6	16	14,935	7.25	89	206,135	5,963	8,972	39.93	60.07
5	13	2016	6	15	14,934	7.24	90	206,135	6,370	8,564	42.65	57.35
5	26	2016	5	18	14,933	7.24	91	206,135	5,935	8,998	39.74	60.26
8	5	2016	6	16	14,929	7.24	92	206,135	6,486	8,443	43.45	56.55
5	20	2016	6	15	14,924	7.24	93	206,135	6,454	8,470	43.25	56.75
6	10	2016	6	14	14,921	7.24	94	206,135	6,778	8,143	45.43	54.57
3	28	2016	2	16	14,919	7.24	95	206,135	5,484	9,435	36.76	63.24
7	21	2016	5	18	14,917	7.24	96	206,135	6,371	8,546	42.71	57.29
7	8	2016	6	14	14,907	7.23	97	206,135	7,068	7,839	47.41	52.59
7	29	2016	6	15	14,906	7.23	98	206,135	6,342	8,564	42.55	57.45
5	25	2016	4	18	14,904	7.23	99	206,135	6,002	8,902	40.27	59.73
7	13	2016	4	16	14,901	7.23	100	206,135	6,296	8,605	42.25	57.75
6	30	2016	5	17	14,892	7.22	101	206,135	6,129	8,763	41.16	58.84
2	15	2016	2	17	14,885	7.22	102	206,135	5,894	8,991	39.60	60.40
4	7	2016	5	16	14,884	7.22	103	206,135	5,933	8,951	39.86	60.14
7	15	2016	6	14	14,884	7.22	104	206,135	6,588	8,296	44.26	55.74
6	28	2016	3	15	14,880	7.22	105	206,135	5,998	8,882	40.31	59.69
7	21	2016	5	16	14,875	7.22	106	206,135	6,054	8,821	40.70	59.30
7	21	2016	5	17	14,872	7.21	107	206,135	6,034	8,838	40.57	59.43
8	1	2016	2	15	14,869	7.21	108	206,135	6,293	8,576	42.32	57.68
8	19	2016	6	15	14,857	7.21	109	206,135	6,515	8,342	43.85	56.15
8	8	2016	2	15	14,855	7.21	110	206,135	5,991	8,864	40.33	59.67
2	18	2016	5	16	14,850	7.20	111	206,135	5,642	9,208	37.99	62.01
10	12	2016	4	17	14,849	7.20	112	206,135	5,862	8,987	39.48	60.52
5	13	2016	6	16	14,847	7.20	113	206,135	6,185	8,662	41.66	58.34
8	12	2016	6	14	14,846	7.20	114	206,135	6,688	8,158	45.05	54.95
2	24	2016	4	16	14,838	7.20	115	206,135	5,395	9,443	36.36	63.64
2	18	2016	5	15	14,835	7.20	116	206,135	5,890	8,945	39.70	60.30
3	28	2016	2	17	14,833	7.20	117	206,135	5,535	9,298	37.32	62.68
8	4	2016	5	16	14,832	7.20	118	206,135	6,432	8,400	43.37	56.63

MO	DY	YR	DAY OF WK	HR	HR VOL	PERCENT OF AADT	HOUR NUMBER	AADT	NORTH VOLUME	SOUTH VOLUME	PERCENT NORTH IS OF TOTAL VOLUME	PERCENT SOUTH IS OF TOTAL VOLUME
4	14	2016	5	15	14,829	7.19	119	206,135	5,810	9,019	39.18	60.82
9	29	2016	5	17	14,828	7.19	120	206,135	6,137	8,691	41.39	58.61
5	13	2016	6	18	14,822	7.19	121	206,135	6,850	7,972	46.22	53.78
12	14	2016	4	15	14,820	7.19	122	206,135	5,792	9,028	39.08	60.92
8	12	2016	6	15	14,819	7.19	123	206,135	6,698	8,121	45.20	54.80
2	16	2016	3	16	14,817	7.19	124	206,135	5,479	9,338	36.98	63.02
3	2	2016	4	16	14,812	7.19	125	206,135	5,444	9,368	36.75	63.25
4	1	2016	6	16	14,805	7.18	126	206,135	6,308	8,497	42.61	57.39
5	12	2016	5	17	14,803	7.18	127	206,135	6,016	8,787	40.64	59.36
4	14	2016	5	17	14,799	7.18	128	206,135	5,796	9,003	39.16	60.84
9	29	2016	5	18	14,797	7.18	129	206,135	6,199	8,598	41.89	58.11
2	12	2016	6	17	14,796	7.18	130	206,135	6,240	8,556	42.17	57.83
7	8	2016	6	18	14,795	7.18	131	206,135	6,273	8,522	42.40	57.60
12	16	2016	6	15	14,792	7.18	132	206,135	6,185	8,607	41.81	58.19
3	25	2016	6	16	14,786	7.17	133	206,135	6,153	8,633	41.61	58.39
5	27	2016	6	16	14,786	7.17	134	206,135	6,106	8,680	41.30	58.70
6	8	2016	4	17	14,785	7.17	135	206,135	5,992	8,793	40.53	59.47
8	11	2016	5	15	14,784	7.17	136	206,135	6,150	8,634	41.60	58.40
5	24	2016	3	17	14,779	7.17	137	206,135	5,501	9,278	37.22	62.78
12	16	2016	6	17	14,778	7.17	138	206,135	6,318	8,460	42.75	57.25
8	3	2016	4	15	14,776	7.17	139	206,135	5,998	8,778	40.59	59.41
9	8	2016	5	15	14,776	7.17	140	206,135	6,115	8,661	41.38	58.62
5	24	2016	3	16	14,775	7.17	141	206,135	5,434	9,341	36.78	63.22
7	15	2016	6	16	14,773	7.17	142	206,135	6,392	8,381	43.27	56.73
9	16	2016	6	16	14,772	7.17	143	206,135	6,129	8,643	41.49	58.51
4	27	2016	4	17	14,770	7.17	144	206,135	5,801	8,969	39.28	60.72
5	26	2016	5	17	14,770	7.17	145	206,135	6,110	8,660	41.37	58.63
6	22	2016	4	18	14,766	7.16	146	206,135	5,939	8,827	40.22	59.78
8	8	2016	2	17	14,766	7.16	147	206,135	5,956	8,810	40.34	59.66
8	17	2016	4	15	14,766	7.16	148	206,135	6,175	8,591	41.82	58.18
1	14	2016	5	16	14,764	7.16	149	206,135	5,502	9,262	37.27	62.73
6	30	2016	5	16	14,764	7.16	150	206,135	6,067	8,697	41.09	58.91
5	11	2016	4	15	14,761	7.16	151	206,135	5,780	8,981	39.16	60.84
5	12	2016	5	16	14,760	7.16	152	206,135	5,695	9,065	38.58	61.42
7	13	2016	4	15	14,758	7.16	153	206,135	5,873	8,885	39.80	60.20
12	28	2016	4	16	14,758	7.16	154	206,135	5,971	8,787	40.46	59.54
8	3	2016	4	17	14,757	7.16	155	206,135	6,077	8,680	41.18	58.82
5	27	2016	6	14	14,753	7.16	156	206,135	6,474	8,279	43.88	56.12
8	16	2016	3	15	14,752	7.16	157	206,135	5,905	8,847	40.03	59.97
3	15	2016	3	17	14,747	7.15	158	206,135	5,550	9,197	37.63	62.37
11	10	2016	5	15	14,747	7.15	159	206,135	5,842	8,905	39.61	60.39
12	16	2016	6	16	14,746	7.15	160	206,135	6,345	8,401	43.03	56.97
3	17	2016	5	16	14,743	7.15	161	206,135	5,689	9,054	38.59	61.41
6	30	2016	5	15	14,739	7.15	162	206,135	6,361	8,378	43.16	56.84
11	11	2016	6	16	14,738	7.15	163	206,135	6,145	8,593	41.69	58.31
6	3	2016	6	14	14,736	7.15	164	206,135	6,600	8,136	44.79	55.21
5	23	2016	2	17	14,735	7.15	165	206,135	5,757	8,978	39.07	60.93
9	6	2016	3	16	14,734	7.15	166	206,135	5,712	9,022	38.77	61.23
7	14	2016	5	16	14,732	7.15	167	206,135	6,024	8,708	40.89	59.11
5	6	2016	6	16	14,731	7.15	168	206,135	5,713	9,018	38.78	61.22
5	20	2016	6	14	14,729	7.15	169	206,135	6,547	8,182	44.45	55.55

MO	DY	YR	DAY OF WK	HR	HR VOL	PERCENT OF AADT	HOUR NUMBER	AADT	NORTH VOLUME	SOUTH VOLUME	PERCENT NORTH IS OF TOTAL VOLUME	PERCENT SOUTH IS OF TOTAL VOLUME
4	7	2016	5	15	14,724	7.14	170	206,135	5,986	8,738	40.65	59.35
3	25	2016	6	14	14,722	7.14	171	206,135	6,594	8,128	44.79	55.21
8	22	2016	2	15	14,721	7.14	172	206,135	6,037	8,684	41.01	58.99
9	9	2016	6	15	14,720	7.14	173	206,135	6,048	8,672	41.09	58.91
3	16	2016	4	16	14,718	7.14	174	206,135	5,715	9,003	38.83	61.17
10	7	2016	6	17	14,716	7.14	175	206,135	5,947	8,769	40.41	59.59
7	15	2016	6	17	14,715	7.14	176	206,135	6,460	8,255	43.90	56.10
7	28	2016	5	16	14,711	7.14	177	206,135	5,981	8,730	40.66	59.34
1	18	2016	2	15	14,710	7.14	178	206,135	5,763	8,947	39.18	60.82
7	6	2016	4	15	14,710	7.14	179	206,135	6,070	8,640	41.26	58.74
12	28	2016	4	17	14,709	7.14	180	206,135	5,970	8,739	40.59	59.41
8	19	2016	6	14	14,708	7.14	181	206,135	6,778	7,930	46.08	53.92
11	22	2016	3	15	14,707	7.13	182	206,135	5,984	8,723	40.69	59.31
6	30	2016	5	18	14,706	7.13	183	206,135	6,290	8,416	42.77	57.23
5	24	2016	3	15	14,705	7.13	184	206,135	5,687	9,018	38.67	61.33
10	21	2016	6	15	14,704	7.13	185	206,135	5,921	8,783	40.27	59.73
5	17	2016	3	16	14,702	7.13	186	206,135	5,470	9,232	37.21	62.79
11	11	2016	6	14	14,700	7.13	187	206,135	6,802	7,898	46.27	53.73
9	30	2016	6	14	14,697	7.13	188	206,135	6,906	7,791	46.99	53.01
12	28	2016	4	15	14,696	7.13	189	206,135	6,102	8,594	41.52	58.48
6	8	2016	4	15	14,694	7.13	190	206,135	5,925	8,769	40.32	59.68
5	23	2016	2	15	14,691	7.13	191	206,135	5,691	9,000	38.74	61.26
12	30	2016	6	14	14,690	7.13	192	206,135	6,729	7,961	45.81	54.19
6	20	2016	2	15	14,689	7.13	193	206,135	5,768	8,921	39.27	60.73
6	1	2016	4	18	14,683	7.12	194	206,135	5,765	8,918	39.26	60.74
9	17	2016	7	16	14,683	7.12	195	206,135	7,174	7,509	48.86	51.14
12	22	2016	5	14	14,683	7.12	196	206,135	7,010	7,673	47.74	52.26
2	25	2016	5	17	14,682	7.12	197	206,135	5,797	8,885	39.48	60.52
8	9	2016	3	18	14,682	7.12	198	206,135	6,175	8,507	42.06	57.94
5	12	2016	5	18	14,681	7.12	199	206,135	5,954	8,727	40.56	59.44
6	28	2016	3	16	14,677	7.12	200	206,135	5,952	8,725	40.55	59.45



AADT= 4,435      K 30 FACTOR= 22.68      K 100 FACTOR= 18.51      K 200 FACTOR= 15.72      D 30 FACTOR= 50.89



MO	DY	YR	DAY OF WK	HR	HR VOL	PERCENT OF AADT	HOUR NUMBER	AADT	EAST VOLUME	WEST VOLUME	PERCENT EAST IS OF TOTAL VOLUME	PERCENT WEST IS OF TOTAL VOLUME
5	30	2016	2	14	1,294	29.18	1	4,435	761	533	58.81	41.19
5	30	2016	2	13	1,288	29.04	2	4,435	762	526	59.16	40.84
7	17	2016	1	15	1,220	27.51	3	4,435	679	541	55.66	44.34
5	30	2016	2	15	1,206	27.19	4	4,435	708	498	58.71	41.29
5	30	2016	2	12	1,181	26.63	5	4,435	661	520	55.97	44.03
7	17	2016	1	16	1,168	26.34	6	4,435	753	415	64.47	35.53
6	26	2016	1	15	1,138	25.66	7	4,435	577	561	50.70	49.30
7	24	2016	1	15	1,135	25.59	8	4,435	552	583	48.63	51.37
6	26	2016	1	16	1,106	24.94	9	4,435	568	538	51.36	48.64
7	24	2016	1	17	1,099	24.78	10	4,435	680	419	61.87	38.13
7	24	2016	1	16	1,081	24.37	11	4,435	591	490	54.67	45.33
6	26	2016	1	14	1,078	24.31	12	4,435	480	598	44.53	55.47
9	5	2016	2	13	1,076	24.26	13	4,435	593	483	55.11	44.89
7	31	2016	1	16	1,069	24.10	14	4,435	617	452	57.72	42.28
7	31	2016	1	14	1,060	23.90	15	4,435	534	526	50.38	49.62
8	7	2016	1	15	1,058	23.86	16	4,435	570	488	53.88	46.12

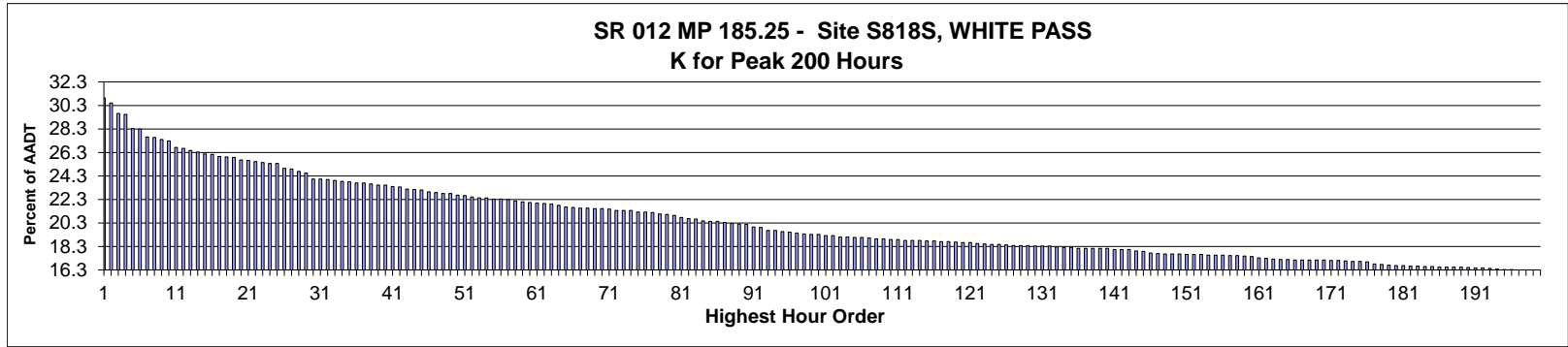
MO	DY	YR	DAY OF WK	HR	HR VOL	PERCENT OF AADT	HOUR NUMBER	AADT	EAST VOLUME	WEST VOLUME	PERCENT EAST IS OF TOTAL VOLUME	PERCENT WEST IS OF TOTAL VOLUME
7	24	2016	1	14	1,057	23.83	17	4,435	470	587	44.47	55.53
7	24	2016	1	18	1,038	23.40	18	4,435	710	328	68.40	31.60
7	31	2016	1	15	1,037	23.38	19	4,435	513	524	49.47	50.53
7	24	2016	1	12	1,036	23.36	20	4,435	490	546	47.30	52.70
9	5	2016	2	14	1,036	23.36	21	4,435	609	427	58.78	41.22
5	30	2016	2	16	1,024	23.09	22	4,435	624	400	60.94	39.06
9	5	2016	2	15	1,018	22.95	23	4,435	583	435	57.27	42.73
8	14	2016	1	13	1,017	22.93	24	4,435	488	529	47.98	52.02
8	14	2016	1	15	1,017	22.93	25	4,435	514	503	50.54	49.46
7	24	2016	1	13	1,014	22.86	26	4,435	470	544	46.35	53.65
7	17	2016	1	13	1,012	22.82	27	4,435	534	478	52.77	47.23
7	17	2016	1	17	1,010	22.77	28	4,435	653	357	64.65	35.35
7	31	2016	1	17	1,009	22.75	29	4,435	611	398	60.56	39.44
7	31	2016	1	13	1,006	22.68	30	4,435	512	494	50.89	49.11
5	29	2016	1	15	993	22.39	31	4,435	564	429	56.80	43.20
8	7	2016	1	14	991	22.34	32	4,435	532	459	53.68	46.32
9	5	2016	2	12	990	22.32	33	4,435	517	473	52.22	47.78
8	14	2016	1	17	989	22.30	34	4,435	605	384	61.17	38.83
8	14	2016	1	14	978	22.05	35	4,435	467	511	47.75	52.25
7	3	2016	1	14	976	22.01	36	4,435	429	547	43.95	56.05
5	30	2016	2	17	973	21.94	37	4,435	613	360	63.00	37.00
7	17	2016	1	14	971	21.89	38	4,435	508	463	52.32	47.68
6	26	2016	1	17	969	21.85	39	4,435	536	433	55.31	44.69
8	14	2016	1	18	969	21.85	40	4,435	625	344	64.50	35.50
6	26	2016	1	13	965	21.76	41	4,435	407	558	42.18	57.82
5	28	2016	7	11	963	21.71	42	4,435	228	735	23.68	76.32
5	29	2016	1	17	959	21.62	43	4,435	650	309	67.78	32.22
8	14	2016	1	12	959	21.62	44	4,435	465	494	48.49	51.51
5	29	2016	1	14	953	21.49	45	4,435	473	480	49.63	50.37
5	29	2016	1	13	948	21.38	46	4,435	404	544	42.62	57.38
8	14	2016	1	16	945	21.31	47	4,435	501	444	53.02	46.98
8	7	2016	1	13	940	21.20	48	4,435	440	500	46.81	53.19
8	7	2016	1	16	931	20.99	49	4,435	548	383	58.86	41.14
5	28	2016	7	12	923	20.81	50	4,435	293	630	31.74	68.26
9	5	2016	2	16	923	20.81	51	4,435	587	336	63.60	36.40
8	21	2016	1	13	922	20.79	52	4,435	461	461	50.00	50.00
5	30	2016	2	11	919	20.72	53	4,435	438	481	47.66	52.34
7	3	2016	1	12	918	20.70	54	4,435	372	546	40.52	59.48
7	3	2016	1	15	913	20.59	55	4,435	475	438	52.03	47.97
5	29	2016	1	12	912	20.56	56	4,435	364	548	39.91	60.09
8	21	2016	1	15	908	20.47	57	4,435	487	421	53.63	46.37
5	28	2016	7	16	906	20.43	58	4,435	527	379	58.17	41.83
6	26	2016	1	12	906	20.43	59	4,435	381	525	42.05	57.95
5	28	2016	7	15	905	20.41	60	4,435	461	444	50.94	49.06
8	21	2016	1	14	903	20.36	61	4,435	463	440	51.27	48.73
9	4	2016	1	14	901	20.32	62	4,435	428	473	47.50	52.50
5	29	2016	1	16	898	20.25	63	4,435	577	321	64.25	35.75
7	10	2016	1	16	895	20.18	64	4,435	489	406	54.64	45.36
7	17	2016	1	12	892	20.11	65	4,435	417	475	46.75	53.25
6	26	2016	1	18	889	20.05	66	4,435	545	344	61.30	38.70
7	4	2016	2	13	889	20.05	67	4,435	539	350	60.63	39.37

MO	DY	YR	DAY OF WK	HR	HR VOL	PERCENT OF AADT	HOUR NUMBER	AADT	EAST VOLUME	WEST VOLUME	PERCENT IS OF TOTAL VOLUME	PERCENT WEST IS OF TOTAL VOLUME
5	29	2016	1	11	887	20.00	68	4,435	303	584	34.16	65.84
8	21	2016	1	16	887	20.00	69	4,435	520	367	58.62	41.38
9	4	2016	1	12	886	19.98	70	4,435	303	583	34.20	65.80
5	27	2016	6	17	885	19.95	71	4,435	354	531	40.00	60.00
7	3	2016	1	13	882	19.89	72	4,435	358	524	40.59	59.41
6	19	2016	1	15	879	19.82	73	4,435	454	425	51.65	48.35
9	5	2016	2	17	879	19.82	74	4,435	575	304	65.42	34.58
5	27	2016	6	19	876	19.75	75	4,435	274	602	31.28	68.72
6	19	2016	1	14	872	19.66	76	4,435	413	459	47.36	52.64
5	28	2016	7	17	869	19.59	77	4,435	571	298	65.71	34.29
7	31	2016	1	18	869	19.59	78	4,435	594	275	68.35	31.65
9	3	2016	7	11	868	19.57	79	4,435	221	647	25.46	74.54
7	3	2016	1	16	862	19.44	80	4,435	463	399	53.71	46.29
5	28	2016	7	13	853	19.23	81	4,435	308	545	36.11	63.89
5	27	2016	6	18	852	19.21	82	4,435	254	598	29.81	70.19
8	7	2016	1	12	849	19.14	83	4,435	426	423	50.18	49.82
8	12	2016	6	16	846	19.08	84	4,435	398	448	47.04	52.96
9	4	2016	1	13	846	19.08	85	4,435	348	498	41.13	58.87
6	19	2016	1	13	843	19.01	86	4,435	408	435	48.40	51.60
6	19	2016	1	17	843	19.01	87	4,435	539	304	63.94	36.06
7	10	2016	1	17	843	19.01	88	4,435	513	330	60.85	39.15
7	30	2016	7	12	840	18.94	89	4,435	350	490	41.67	58.33
8	21	2016	1	17	840	18.94	90	4,435	529	311	62.98	37.02
5	28	2016	7	10	839	18.92	91	4,435	182	657	21.69	78.31
6	5	2016	1	13	838	18.90	92	4,435	347	491	41.41	58.59
9	4	2016	1	16	838	18.90	93	4,435	493	345	58.83	41.17
5	28	2016	7	18	827	18.65	94	4,435	548	279	66.26	33.74
9	3	2016	7	12	826	18.62	95	4,435	246	580	29.78	70.22
5	29	2016	1	18	825	18.60	96	4,435	604	221	73.21	26.79
7	10	2016	1	18	825	18.60	97	4,435	594	231	72.00	28.00
7	3	2016	1	17	822	18.53	98	4,435	512	310	62.29	37.71
7	10	2016	1	15	822	18.53	99	4,435	408	414	49.64	50.36
6	19	2016	1	16	821	18.51	100	4,435	471	350	57.37	42.63
9	4	2016	1	15	820	18.49	101	4,435	438	382	53.41	46.59
7	31	2016	1	12	819	18.47	102	4,435	378	441	46.15	53.85
8	12	2016	6	17	812	18.31	103	4,435	404	408	49.75	50.25
8	21	2016	1	12	811	18.29	104	4,435	390	421	48.09	51.91
9	3	2016	7	13	808	18.22	105	4,435	283	525	35.02	64.98
7	2	2016	7	12	805	18.15	106	4,435	321	484	39.88	60.12
7	16	2016	7	12	804	18.13	107	4,435	321	483	39.93	60.07
7	31	2016	1	19	801	18.06	108	4,435	576	225	71.91	28.09
5	28	2016	7	14	796	17.95	109	4,435	334	462	41.96	58.04
8	28	2016	1	13	793	17.88	110	4,435	373	420	47.04	52.96
8	20	2016	7	13	792	17.86	111	4,435	354	438	44.70	55.30
8	28	2016	1	15	792	17.86	112	4,435	415	377	52.40	47.60
6	12	2016	1	14	791	17.84	113	4,435	374	417	47.28	52.72
9	5	2016	2	11	788	17.77	114	4,435	361	427	45.81	54.19
7	2	2016	7	16	787	17.75	115	4,435	354	433	44.98	55.02
7	10	2016	1	13	787	17.75	116	4,435	424	363	53.88	46.12
7	30	2016	7	11	786	17.72	117	4,435	236	550	30.03	69.97
9	4	2016	1	17	786	17.72	118	4,435	529	257	67.30	32.70

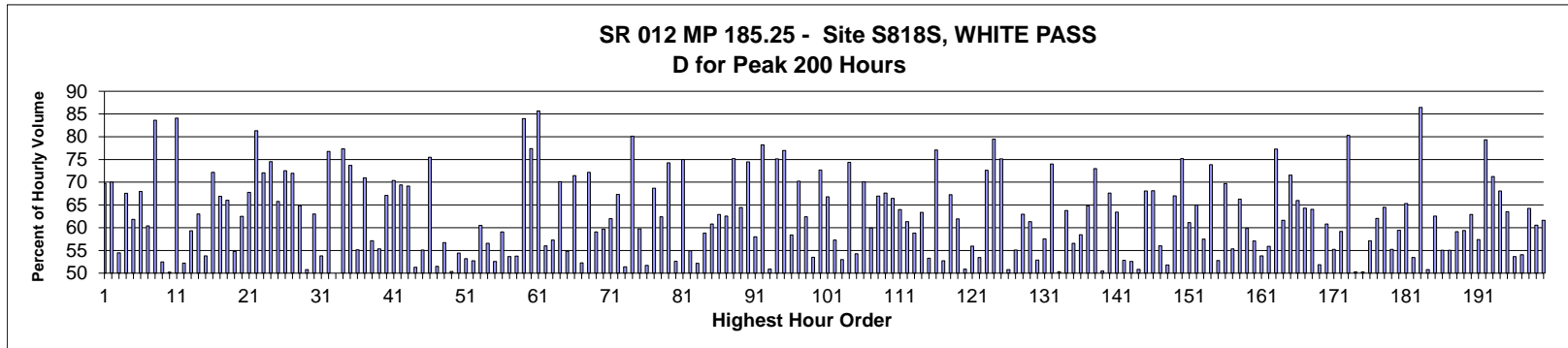


MO	DY	YR	DAY OF WK	HR	HR VOL	PERCENT OF AADT	HOUR NUMBER	AADT	EAST VOLUME	WEST VOLUME	PERCENT EAST IS OF TOTAL VOLUME	PERCENT WEST IS OF TOTAL VOLUME
7	2	2016	7	11	784	17.68	119	4,435	227	557	28.95	71.05
7	24	2016	1	11	783	17.66	120	4,435	283	500	36.14	63.86
8	7	2016	1	17	781	17.61	121	4,435	534	247	68.37	31.63
6	5	2016	1	14	780	17.59	122	4,435	344	436	44.10	55.90
8	28	2016	1	14	780	17.59	123	4,435	386	394	49.49	50.51
7	10	2016	1	14	779	17.56	124	4,435	414	365	53.15	46.85
7	16	2016	7	11	779	17.56	125	4,435	238	541	30.55	69.45
7	29	2016	6	18	779	17.56	126	4,435	334	445	42.88	57.12
8	20	2016	7	14	779	17.56	127	4,435	339	440	43.52	56.48
7	23	2016	7	13	778	17.54	128	4,435	325	453	41.77	58.23
8	12	2016	6	15	778	17.54	129	4,435	359	419	46.14	53.86
6	5	2016	1	15	773	17.43	130	4,435	369	404	47.74	52.26
7	4	2016	2	15	771	17.38	131	4,435	496	275	64.33	35.67
9	3	2016	7	14	770	17.36	132	4,435	298	472	38.70	61.30
5	27	2016	6	15	768	17.32	133	4,435	303	465	39.45	60.55
7	10	2016	1	12	766	17.27	134	4,435	359	407	46.87	53.13
8	20	2016	7	15	763	17.20	135	4,435	394	369	51.64	48.36
7	30	2016	7	14	762	17.18	136	4,435	338	424	44.36	55.64
9	2	2016	6	16	762	17.18	137	4,435	329	433	43.18	56.82
7	2	2016	7	13	758	17.09	138	4,435	274	484	36.15	63.85
9	3	2016	7	16	755	17.02	139	4,435	410	345	54.30	45.70
5	27	2016	6	16	753	16.98	140	4,435	261	492	34.66	65.34
8	14	2016	1	19	751	16.93	141	4,435	538	213	71.64	28.36
6	5	2016	1	16	749	16.89	142	4,435	403	346	53.81	46.19
7	16	2016	7	13	746	16.82	143	4,435	313	433	41.96	58.04
7	23	2016	7	12	746	16.82	144	4,435	296	450	39.68	60.32
9	11	2016	1	13	746	16.82	145	4,435	417	329	55.90	44.10
9	3	2016	7	17	744	16.78	146	4,435	475	269	63.84	36.16
6	12	2016	1	17	742	16.73	147	4,435	425	317	57.28	42.72
7	4	2016	2	12	742	16.73	148	4,435	384	358	51.75	48.25
9	2	2016	6	19	740	16.69	149	4,435	287	453	38.78	61.22
7	4	2016	2	14	739	16.66	150	4,435	461	278	62.38	37.62
7	1	2016	6	16	736	16.60	151	4,435	298	438	40.49	59.51
7	30	2016	7	16	736	16.60	152	4,435	344	392	46.74	53.26
7	24	2016	1	19	734	16.55	153	4,435	513	221	69.89	30.11
9	2	2016	6	18	734	16.55	154	4,435	233	501	31.74	68.26
7	30	2016	7	15	733	16.53	155	4,435	346	387	47.20	52.80
9	3	2016	7	10	733	16.53	156	4,435	174	559	23.74	76.26
7	1	2016	6	17	732	16.51	157	4,435	281	451	38.39	61.61
7	23	2016	7	15	732	16.51	158	4,435	321	411	43.85	56.15
7	29	2016	6	16	731	16.48	159	4,435	290	441	39.67	60.33
8	28	2016	1	16	731	16.48	160	4,435	397	334	54.31	45.69
7	16	2016	7	16	730	16.46	161	4,435	401	329	54.93	45.07
7	2	2016	7	14	729	16.44	162	4,435	282	447	38.68	61.32
7	30	2016	7	13	729	16.44	163	4,435	267	462	36.63	63.37
7	29	2016	6	17	728	16.41	164	4,435	277	451	38.05	61.95
6	12	2016	1	12	727	16.39	165	4,435	358	369	49.24	50.76
8	6	2016	7	12	727	16.39	166	4,435	296	431	40.72	59.28
9	3	2016	7	15	727	16.39	167	4,435	329	398	45.25	54.75
6	12	2016	1	13	725	16.35	168	4,435	355	370	48.97	51.03
6	19	2016	1	18	723	16.30	169	4,435	452	271	62.52	37.48

MO	DY	YR	DAY OF WK	HR	HR VOL	PERCENT OF AADT	HOUR NUMBER	AADT	EAST VOLUME	WEST VOLUME	PERCENT EAST IS OF TOTAL VOLUME	PERCENT WEST IS OF TOTAL VOLUME
9	4	2016	1	11	719	16.21	170	4,435	228	491	31.71	68.29
7	3	2016	1	18	718	16.19	171	4,435	492	226	68.52	31.48
8	20	2016	7	12	718	16.19	172	4,435	277	441	38.58	61.42
7	2	2016	7	17	716	16.14	173	4,435	361	355	50.42	49.58
8	14	2016	1	11	716	16.14	174	4,435	273	443	38.13	61.87
9	11	2016	1	14	716	16.14	175	4,435	425	291	59.36	40.64
6	12	2016	1	15	715	16.12	176	4,435	374	341	52.31	47.69
7	23	2016	7	16	715	16.12	177	4,435	384	331	53.71	46.29
9	5	2016	2	18	715	16.12	178	4,435	495	220	69.23	30.77
5	27	2016	6	14	713	16.08	179	4,435	283	430	39.69	60.31
5	30	2016	2	18	712	16.05	180	4,435	422	290	59.27	40.73
7	17	2016	1	18	712	16.05	181	4,435	473	239	66.43	33.57
7	17	2016	1	11	708	15.96	182	4,435	296	412	41.81	58.19
7	22	2016	6	17	708	15.96	183	4,435	252	456	35.59	64.41
8	21	2016	1	18	708	15.96	184	4,435	494	214	69.77	30.23
6	5	2016	1	12	707	15.94	185	4,435	278	429	39.32	60.68
6	12	2016	1	16	707	15.94	186	4,435	369	338	52.19	47.81
9	11	2016	1	12	707	15.94	187	4,435	383	324	54.17	45.83
7	30	2016	7	17	706	15.92	188	4,435	399	307	56.52	43.48
8	21	2016	1	11	704	15.87	189	4,435	308	396	43.75	56.25
9	2	2016	6	17	703	15.85	190	4,435	275	428	39.12	60.88
9	4	2016	1	18	703	15.85	191	4,435	503	200	71.55	28.45
7	3	2016	1	11	702	15.83	192	4,435	245	457	34.90	65.10
7	1	2016	6	18	701	15.81	193	4,435	236	465	33.67	66.33
6	19	2016	1	12	700	15.78	194	4,435	304	396	43.43	56.57
7	29	2016	6	15	700	15.78	195	4,435	274	426	39.14	60.86
7	2	2016	7	15	699	15.76	196	4,435	337	362	48.21	51.79
7	31	2016	1	11	699	15.76	197	4,435	273	426	39.06	60.94
8	28	2016	1	17	699	15.76	198	4,435	452	247	64.66	35.34
5	29	2016	1	10	698	15.74	199	4,435	202	496	28.94	71.06
7	16	2016	7	17	697	15.72	200	4,435	452	245	64.85	35.15



AADT= 2,350      K 30 FACTOR= 24.04      K 100 FACTOR= 19.32      K 200 FACTOR= 16.30      D 30 FACTOR= 63.01



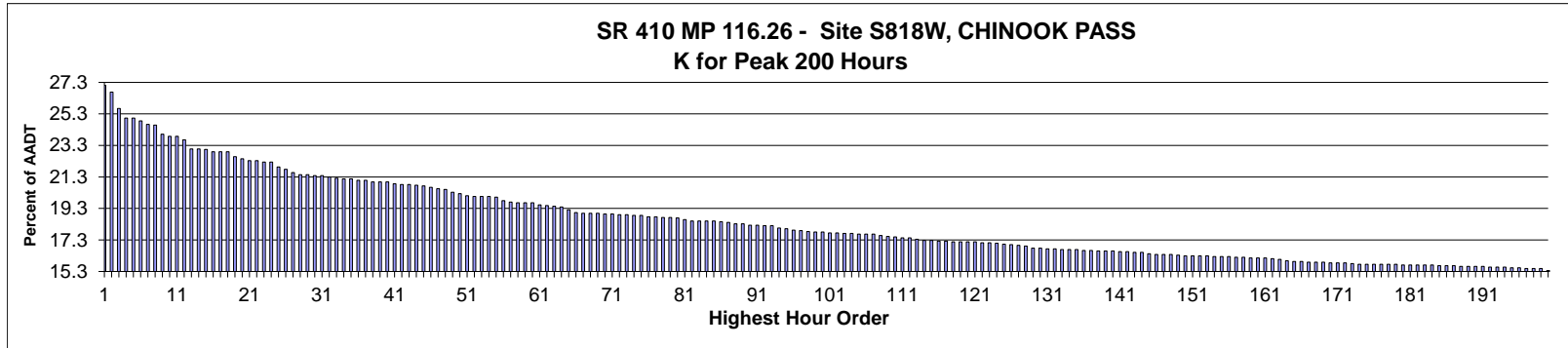
MO	DY	YR	DAY OF WK	HR	HR VOL	PERCENT OF AADT	HOUR NUMBER	AADT	EAST VOLUME	WEST VOLUME	PERCENT EAST IS OF TOTAL VOLUME	PERCENT WEST IS OF TOTAL VOLUME
5	30	2016	2	14	727	30.94	1	2,350	507	220	69.74	30.26
5	30	2016	2	13	717	30.51	2	2,350	502	215	70.01	29.99
7	17	2016	1	15	696	29.62	3	2,350	379	317	54.45	45.55
5	30	2016	2	15	694	29.53	4	2,350	469	225	67.58	32.42
7	17	2016	1	16	666	28.34	5	2,350	412	254	61.86	38.14
7	24	2016	1	17	665	28.30	6	2,350	452	213	67.97	32.03
5	30	2016	2	12	649	27.62	7	2,350	392	257	60.40	39.60
5	28	2016	7	11	648	27.57	8	2,350	106	542	16.36	83.64
6	26	2016	1	15	644	27.40	9	2,350	338	306	52.48	47.52
7	24	2016	1	15	641	27.28	10	2,350	319	322	49.77	50.23
5	28	2016	7	10	628	26.72	11	2,350	100	528	15.92	84.08
6	26	2016	1	16	626	26.64	12	2,350	327	299	52.24	47.76
5	29	2016	1	15	622	26.47	13	2,350	369	253	59.32	40.68
9	5	2016	2	13	619	26.34	14	2,350	390	229	63.00	37.00
7	31	2016	1	15	615	26.17	15	2,350	331	284	53.82	46.18
5	29	2016	1	17	614	26.13	16	2,350	443	171	72.15	27.85

MO	DY	YR	DAY OF WK	HR	HR VOL	PERCENT OF AADT	HOUR NUMBER	AADT	EAST VOLUME	WEST VOLUME	PERCENT EAST IS OF TOTAL VOLUME	PERCENT WEST IS OF TOTAL VOLUME
9	5	2016	2	15	610	25.96	17	2,350	408	202	66.89	33.11
9	5	2016	2	14	609	25.91	18	2,350	402	207	66.01	33.99
7	24	2016	1	16	608	25.87	19	2,350	333	275	54.77	45.23
5	29	2016	1	12	603	25.66	20	2,350	226	377	37.48	62.52
5	30	2016	2	16	602	25.62	21	2,350	408	194	67.77	32.23
9	3	2016	7	11	600	25.53	22	2,350	112	488	18.67	81.33
5	28	2016	7	18	598	25.45	23	2,350	431	167	72.07	27.93
5	29	2016	1	11	596	25.36	24	2,350	152	444	25.50	74.50
7	31	2016	1	16	596	25.36	25	2,350	392	204	65.77	34.23
5	28	2016	7	12	586	24.94	26	2,350	161	425	27.47	72.53
5	29	2016	1	16	585	24.89	27	2,350	421	164	71.97	28.03
7	17	2016	1	17	580	24.68	28	2,350	376	204	64.83	35.17
7	24	2016	1	14	577	24.55	29	2,350	284	293	49.22	50.78
5	28	2016	7	16	565	24.04	30	2,350	356	209	63.01	36.99
7	31	2016	1	14	565	24.04	31	2,350	304	261	53.81	46.19
5	29	2016	1	18	564	24.00	32	2,350	433	131	76.77	23.23
5	29	2016	1	14	562	23.91	33	2,350	281	281	50.00	50.00
7	24	2016	1	18	560	23.83	34	2,350	433	127	77.32	22.68
8	14	2016	1	17	559	23.79	35	2,350	412	147	73.70	26.30
9	5	2016	2	12	557	23.70	36	2,350	307	250	55.12	44.88
9	5	2016	2	16	557	23.70	37	2,350	395	162	70.92	29.08
5	29	2016	1	13	555	23.62	38	2,350	238	317	42.88	57.12
6	26	2016	1	14	553	23.53	39	2,350	247	306	44.67	55.33
7	31	2016	1	17	553	23.53	40	2,350	371	182	67.09	32.91
5	28	2016	7	17	550	23.40	41	2,350	387	163	70.36	29.64
5	30	2016	2	17	549	23.36	42	2,350	381	168	69.40	30.60
5	27	2016	6	19	545	23.19	43	2,350	168	377	30.83	69.17
7	24	2016	1	12	544	23.15	44	2,350	265	279	48.71	51.29
8	14	2016	1	15	543	23.11	45	2,350	299	244	55.06	44.94
9	5	2016	2	17	539	22.94	46	2,350	407	132	75.51	24.49
7	24	2016	1	13	538	22.89	47	2,350	261	277	48.51	51.49
6	26	2016	1	13	536	22.81	48	2,350	232	304	43.28	56.72
8	14	2016	1	13	536	22.81	49	2,350	270	266	50.37	49.63
9	4	2016	1	14	533	22.68	50	2,350	243	290	45.59	54.41
8	14	2016	1	12	532	22.64	51	2,350	283	249	53.20	46.80
7	31	2016	1	13	529	22.51	52	2,350	279	250	52.74	47.26
5	27	2016	6	17	527	22.43	53	2,350	208	319	39.47	60.53
7	3	2016	1	14	527	22.43	54	2,350	229	298	43.45	56.55
5	30	2016	2	11	525	22.34	55	2,350	276	249	52.57	47.43
7	10	2016	1	16	525	22.34	56	2,350	310	215	59.05	40.95
7	17	2016	1	14	524	22.30	57	2,350	281	243	53.63	46.37
5	28	2016	7	15	521	22.17	58	2,350	280	241	53.74	46.26
9	3	2016	7	10	519	22.09	59	2,350	83	436	15.99	84.01
9	3	2016	7	12	518	22.04	60	2,350	117	401	22.59	77.41
5	28	2016	7	9	517	22.00	61	2,350	74	443	14.31	85.69
7	3	2016	1	15	516	21.96	62	2,350	289	227	56.01	43.99
7	17	2016	1	13	515	21.91	63	2,350	295	220	57.28	42.72
5	28	2016	7	13	512	21.79	64	2,350	153	359	29.88	70.12
8	21	2016	1	13	509	21.66	65	2,350	279	230	54.81	45.19
5	27	2016	6	18	508	21.62	66	2,350	145	363	28.54	71.46
7	3	2016	1	16	507	21.57	67	2,350	265	242	52.27	47.73

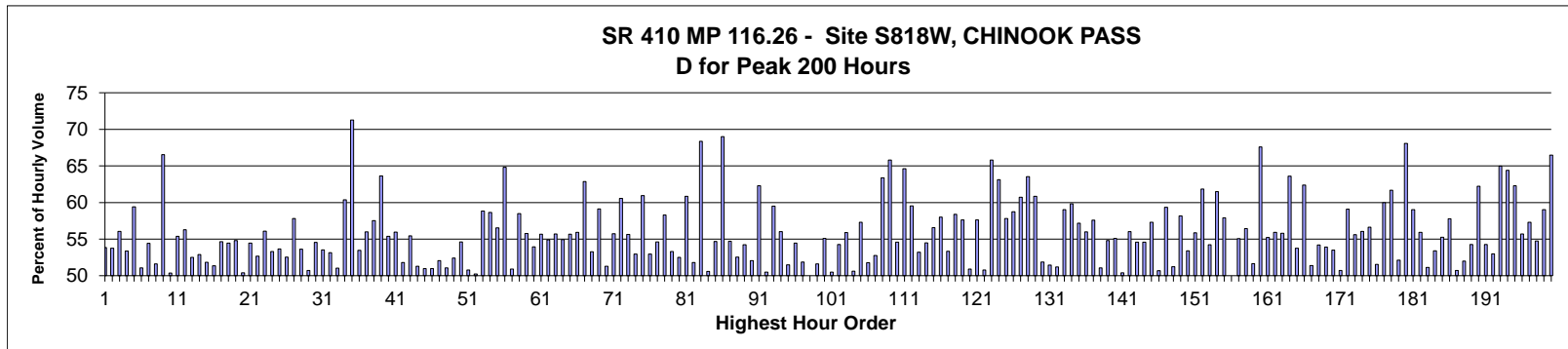
MO	DY	YR	DAY OF WK	HR	HR VOL	PERCENT OF AADT	HOUR NUMBER	AADT	EAST VOLUME	WEST VOLUME	PERCENT	PERCENT
											EAST IS OF TOTAL VOLUME	WEST IS OF TOTAL VOLUME
9	4	2016	1	12	507	21.57	68	2,350	141	366	27.81	72.19
5	28	2016	7	14	506	21.53	69	2,350	207	299	40.91	59.09
9	4	2016	1	13	506	21.53	70	2,350	204	302	40.32	59.68
6	26	2016	1	17	505	21.49	71	2,350	313	192	61.98	38.02
7	4	2016	2	13	502	21.36	72	2,350	338	164	67.33	32.67
7	10	2016	1	15	502	21.36	73	2,350	258	244	51.39	48.61
9	4	2016	1	18	502	21.36	74	2,350	402	100	80.08	19.92
6	26	2016	1	12	499	21.23	75	2,350	201	298	40.28	59.72
8	14	2016	1	14	499	21.23	76	2,350	258	241	51.70	48.30
6	26	2016	1	18	498	21.19	77	2,350	342	156	68.67	31.33
8	14	2016	1	16	495	21.06	78	2,350	309	186	62.42	37.58
5	28	2016	7	19	494	21.02	79	2,350	367	127	74.29	25.71
7	30	2016	7	12	492	20.94	80	2,350	233	259	47.36	52.64
8	14	2016	1	18	488	20.77	81	2,350	366	122	75.00	25.00
8	21	2016	1	15	486	20.68	82	2,350	267	219	54.94	45.06
12	26	2016	2	14	485	20.64	83	2,350	253	232	52.16	47.84
6	5	2016	1	13	481	20.47	84	2,350	198	283	41.16	58.84
7	3	2016	1	12	480	20.43	85	2,350	188	292	39.17	60.83
9	3	2016	7	14	480	20.43	86	2,350	178	302	37.08	62.92
8	21	2016	1	16	478	20.34	87	2,350	299	179	62.55	37.45
9	4	2016	1	17	476	20.26	88	2,350	358	118	75.21	24.79
9	4	2016	1	16	475	20.21	89	2,350	306	169	64.42	35.58
9	3	2016	7	13	474	20.17	90	2,350	121	353	25.53	74.47
8	21	2016	1	14	469	19.96	91	2,350	272	197	58.00	42.00
5	29	2016	1	10	468	19.91	92	2,350	102	366	21.79	78.21
1	2	2016	7	14	462	19.66	93	2,350	235	227	50.87	49.13
7	2	2016	7	11	462	19.66	94	2,350	115	347	24.89	75.11
7	31	2016	1	19	460	19.57	95	2,350	354	106	76.96	23.04
7	3	2016	1	13	459	19.53	96	2,350	191	268	41.61	58.39
5	27	2016	6	16	457	19.45	97	2,350	136	321	29.76	70.24
7	2	2016	7	12	455	19.36	98	2,350	171	284	37.58	62.42
7	17	2016	1	12	454	19.32	99	2,350	211	243	46.48	53.52
9	4	2016	1	11	454	19.32	100	2,350	124	330	27.31	72.69
8	21	2016	1	17	452	19.23	101	2,350	302	150	66.81	33.19
9	4	2016	1	15	452	19.23	102	2,350	259	193	57.30	42.70
6	12	2016	1	17	449	19.11	103	2,350	238	211	53.01	46.99
7	30	2016	7	11	449	19.11	104	2,350	115	334	25.61	74.39
6	19	2016	1	15	448	19.06	105	2,350	243	205	54.24	45.76
7	31	2016	1	18	448	19.06	106	2,350	314	134	70.09	29.91
9	2	2016	6	16	447	19.02	107	2,350	179	268	40.04	59.96
6	19	2016	1	17	445	18.94	108	2,350	298	147	66.97	33.03
9	3	2016	7	17	445	18.94	109	2,350	301	144	67.64	32.36
5	27	2016	6	15	444	18.89	110	2,350	149	295	33.56	66.44
9	2	2016	6	19	444	18.89	111	2,350	160	284	36.04	63.96
7	3	2016	1	17	442	18.81	112	2,350	271	171	61.31	38.69
7	29	2016	6	16	442	18.81	113	2,350	182	260	41.18	58.82
12	26	2016	2	15	442	18.81	114	2,350	280	162	63.35	36.65
1	1	2016	6	14	441	18.77	115	2,350	206	235	46.71	53.29
9	3	2016	7	18	441	18.77	116	2,350	340	101	77.10	22.90
6	12	2016	1	14	440	18.72	117	2,350	232	208	52.73	47.27
7	2	2016	7	13	440	18.72	118	2,350	144	296	32.73	67.27

MO	DY	YR	DAY OF WK	HR	HR VOL	PERCENT OF AADT	HOUR NUMBER	AADT	EAST VOLUME	WEST VOLUME	PERCENT EAST IS OF TOTAL VOLUME	PERCENT WEST IS OF TOTAL VOLUME
8	12	2016	6	16	439	18.68	119	2,350	167	272	38.04	61.96
7	29	2016	6	18	438	18.64	120	2,350	215	223	49.09	50.91
7	30	2016	7	14	438	18.64	121	2,350	193	245	44.06	55.94
6	19	2016	1	13	436	18.55	122	2,350	233	203	53.44	46.56
7	24	2016	1	19	435	18.51	123	2,350	316	119	72.64	27.36
5	29	2016	1	19	434	18.47	124	2,350	345	89	79.49	20.51
7	17	2016	1	18	434	18.47	125	2,350	326	108	75.12	24.88
8	21	2016	1	12	433	18.43	126	2,350	220	213	50.81	49.19
6	5	2016	1	14	432	18.38	127	2,350	194	238	44.91	55.09
7	2	2016	7	14	432	18.38	128	2,350	160	272	37.04	62.96
9	3	2016	7	16	432	18.38	129	2,350	265	167	61.34	38.66
7	10	2016	1	13	431	18.34	130	2,350	228	203	52.90	47.10
9	5	2016	2	11	431	18.34	131	2,350	183	248	42.46	57.54
9	5	2016	2	18	431	18.34	132	2,350	319	112	74.01	25.99
7	10	2016	1	12	429	18.26	133	2,350	213	216	49.65	50.35
5	28	2016	7	20	428	18.21	134	2,350	273	155	63.79	36.21
6	19	2016	1	16	428	18.21	135	2,350	242	186	56.54	43.46
5	27	2016	6	14	426	18.13	136	2,350	177	249	41.55	58.45
7	1	2016	6	17	426	18.13	137	2,350	150	276	35.21	64.79
7	3	2016	1	18	426	18.13	138	2,350	311	115	73.00	27.00
8	28	2016	1	13	426	18.13	139	2,350	215	211	50.47	49.53
9	2	2016	6	18	426	18.13	140	2,350	138	288	32.39	67.61
1	2	2016	7	15	424	18.04	141	2,350	269	155	63.44	36.56
7	31	2016	1	12	424	18.04	142	2,350	200	224	47.17	52.83
9	3	2016	7	15	424	18.04	143	2,350	201	223	47.41	52.59
6	5	2016	1	15	421	17.91	144	2,350	207	214	49.17	50.83
5	30	2016	2	18	420	17.87	145	2,350	286	134	68.10	31.90
7	4	2016	2	15	417	17.74	146	2,350	284	133	68.11	31.89
7	23	2016	7	13	416	17.70	147	2,350	183	233	43.99	56.01
6	12	2016	1	13	415	17.66	148	2,350	215	200	51.81	48.19
7	29	2016	6	15	415	17.66	149	2,350	137	278	33.01	66.99
8	21	2016	1	18	415	17.66	150	2,350	312	103	75.18	24.82
7	24	2016	1	11	414	17.62	151	2,350	161	253	38.89	61.11
7	30	2016	7	13	414	17.62	152	2,350	145	269	35.02	64.98
8	28	2016	1	16	414	17.62	153	2,350	238	176	57.49	42.51
1	2	2016	7	16	413	17.57	154	2,350	305	108	73.85	26.15
6	19	2016	1	14	413	17.57	155	2,350	218	195	52.78	47.22
8	28	2016	1	17	413	17.57	156	2,350	288	125	69.73	30.27
5	1	2016	1	14	412	17.53	157	2,350	228	184	55.34	44.66
7	1	2016	6	18	412	17.53	158	2,350	139	273	33.74	66.26
7	23	2016	7	12	411	17.49	159	2,350	165	246	40.15	59.85
7	10	2016	1	14	410	17.45	160	2,350	234	176	57.07	42.93
8	28	2016	1	14	407	17.32	161	2,350	219	188	53.81	46.19
7	2	2016	7	16	406	17.28	162	2,350	179	227	44.09	55.91
7	10	2016	1	19	405	17.23	163	2,350	313	92	77.28	22.72
5	8	2016	1	16	404	17.19	164	2,350	249	155	61.63	38.37
7	16	2016	7	11	404	17.19	165	2,350	115	289	28.47	71.53
5	27	2016	6	20	403	17.15	166	2,350	137	266	34.00	66.00
7	1	2016	6	15	403	17.15	167	2,350	144	259	35.73	64.27
7	1	2016	6	16	403	17.15	168	2,350	145	258	35.98	64.02
7	16	2016	7	12	403	17.15	169	2,350	194	209	48.14	51.86

MO	DY	YR	DAY OF WK	HR	HR VOL	PERCENT OF AADT	HOUR NUMBER	AADT	EAST VOLUME	WEST VOLUME	PERCENT EAST IS OF TOTAL VOLUME	PERCENT WEST IS OF TOTAL VOLUME
9	2	2016	6	17	403	17.15	170	2,350	158	245	39.21	60.79
9	2	2016	6	15	402	17.11	171	2,350	180	222	44.78	55.22
12	26	2016	2	13	402	17.11	172	2,350	164	238	40.80	59.20
9	3	2016	7	19	401	17.06	173	2,350	322	79	80.30	19.70
6	5	2016	1	16	400	17.02	174	2,350	201	199	50.25	49.75
12	30	2016	6	14	400	17.02	175	2,350	199	201	49.75	50.25
1	1	2016	6	15	399	16.98	176	2,350	228	171	57.14	42.86
8	12	2016	6	15	395	16.81	177	2,350	150	245	37.97	62.03
7	10	2016	1	17	394	16.77	178	2,350	254	140	64.47	35.53
6	5	2016	1	17	393	16.72	179	2,350	217	176	55.22	44.78
6	5	2016	1	12	392	16.68	180	2,350	159	233	40.56	59.44
7	4	2016	2	14	392	16.68	181	2,350	256	136	65.31	34.69
6	12	2016	1	15	391	16.64	182	2,350	209	182	53.45	46.55
9	3	2016	7	9	391	16.64	183	2,350	53	338	13.55	86.45
7	30	2016	7	16	390	16.60	184	2,350	192	198	49.23	50.77
8	13	2016	7	12	390	16.60	185	2,350	146	244	37.44	62.56
6	24	2016	6	13	389	16.55	186	2,350	175	214	44.99	55.01
6	24	2016	6	15	389	16.55	187	2,350	175	214	44.99	55.01
7	4	2016	2	12	389	16.55	188	2,350	230	159	59.13	40.87
10	2	2016	1	15	389	16.55	189	2,350	231	158	59.38	40.62
5	27	2016	6	12	388	16.51	190	2,350	144	244	37.11	62.89
7	29	2016	6	14	387	16.47	191	2,350	165	222	42.64	57.36
9	4	2016	1	10	387	16.47	192	2,350	80	307	20.67	79.33
7	4	2016	2	16	386	16.43	193	2,350	275	111	71.24	28.76
6	19	2016	1	18	385	16.38	194	2,350	262	123	68.05	31.95
7	22	2016	6	17	384	16.34	195	2,350	140	244	36.46	63.54
9	18	2016	1	13	384	16.34	196	2,350	206	178	53.65	46.35
4	24	2016	1	15	383	16.30	197	2,350	207	176	54.05	45.95
5	27	2016	6	13	383	16.30	198	2,350	137	246	35.77	64.23
6	24	2016	6	16	383	16.30	199	2,350	151	232	39.43	60.57
9	11	2016	1	14	383	16.30	200	2,350	236	147	61.62	38.38



AADT= 2,253      K 30 FACTOR= 21.39      K 100 FACTOR= 17.80      K 200 FACTOR= 15.36      D 30 FACTOR= 54.56



MO	DY	YR	DAY OF WK	HR	HR VOL	PERCENT OF AADT	HOUR NUMBER	AADT	EAST VOLUME	WEST VOLUME	PERCENT EAST IS OF TOTAL VOLUME	PERCENT WEST IS OF TOTAL VOLUME
5	30	2016	2	14	611	27.12	1	2,253	282	329	46.15	53.85
5	30	2016	2	13	601	26.68	2	2,253	278	323	46.26	53.74
7	17	2016	1	15	578	25.65	3	2,253	324	254	56.06	43.94
5	30	2016	2	15	564	25.03	4	2,253	263	301	46.63	53.37
7	24	2016	1	14	564	25.03	5	2,253	229	335	40.60	59.40
6	26	2016	1	15	560	24.86	6	2,253	274	286	48.93	51.07
6	26	2016	1	14	555	24.63	7	2,253	253	302	45.59	54.41
5	30	2016	2	12	554	24.59	8	2,253	268	286	48.38	51.62
7	17	2016	1	16	541	24.01	9	2,253	360	181	66.54	33.46
7	17	2016	1	13	538	23.88	10	2,253	271	267	50.37	49.63
7	24	2016	1	16	538	23.88	11	2,253	298	240	55.39	44.61
8	14	2016	1	14	533	23.66	12	2,253	233	300	43.71	56.29
7	31	2016	1	13	520	23.08	13	2,253	247	273	47.50	52.50
8	14	2016	1	13	520	23.08	14	2,253	245	275	47.12	52.88
7	24	2016	1	15	519	23.04	15	2,253	250	269	48.17	51.83
6	26	2016	1	16	516	22.90	16	2,253	265	251	51.36	48.64

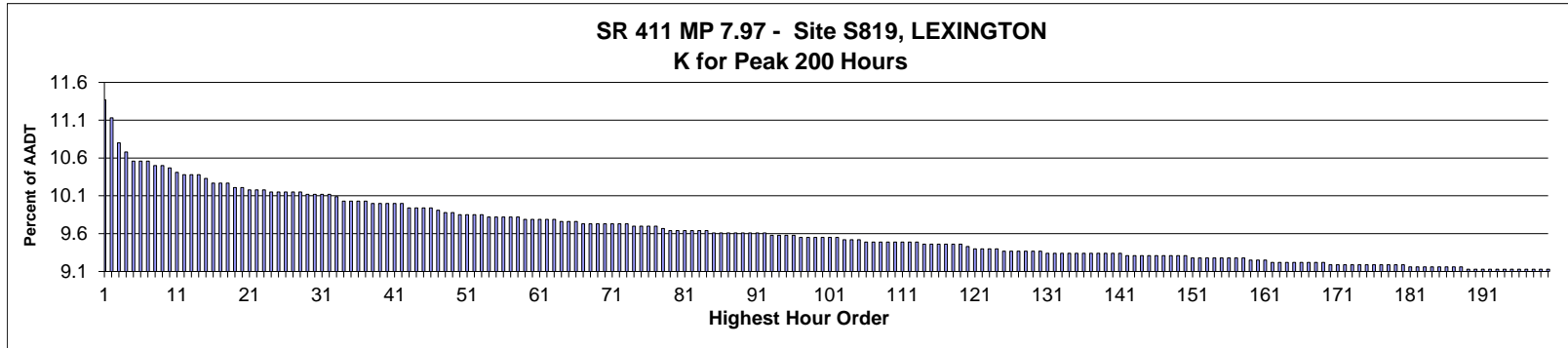


MO	DY	YR	DAY OF WK	HR	HR VOL	PERCENT OF AADT	HOUR NUMBER	AADT	EAST VOLUME	WEST VOLUME	PERCENT IS OF TOTAL VOLUME	PERCENT WEST IS OF TOTAL VOLUME
7	24	2016	1	13	516	22.90	17	2,253	234	282	45.35	54.65
7	31	2016	1	14	516	22.90	18	2,253	235	281	45.54	54.46
7	24	2016	1	12	509	22.59	19	2,253	230	279	45.19	54.81
9	5	2016	2	12	506	22.46	20	2,253	255	251	50.40	49.60
7	3	2016	1	14	503	22.33	21	2,253	229	274	45.53	54.47
7	17	2016	1	12	503	22.33	22	2,253	238	265	47.32	52.68
6	19	2016	1	14	501	22.24	23	2,253	220	281	43.91	56.09
8	20	2016	7	15	501	22.24	24	2,253	267	234	53.29	46.71
7	31	2016	1	15	494	21.93	25	2,253	229	265	46.36	53.64
7	31	2016	1	16	491	21.79	26	2,253	233	258	47.45	52.55
8	14	2016	1	12	486	21.57	27	2,253	205	281	42.18	57.82
8	14	2016	1	15	483	21.44	28	2,253	224	259	46.38	53.62
8	14	2016	1	17	483	21.44	29	2,253	238	245	49.28	50.72
8	7	2016	1	13	482	21.39	30	2,253	219	263	45.44	54.56
8	20	2016	7	14	482	21.39	31	2,253	224	258	46.47	53.53
7	31	2016	1	17	480	21.30	32	2,253	255	225	53.13	46.88
6	26	2016	1	17	478	21.22	33	2,253	234	244	48.95	51.05
7	3	2016	1	13	477	21.17	34	2,253	189	288	39.62	60.38
7	10	2016	1	18	477	21.17	35	2,253	340	137	71.28	28.72
7	24	2016	1	17	475	21.08	36	2,253	254	221	53.47	46.53
8	14	2016	1	16	475	21.08	37	2,253	209	266	44.00	56.00
7	3	2016	1	12	473	20.99	38	2,253	201	272	42.49	57.51
7	17	2016	1	17	473	20.99	39	2,253	301	172	63.64	36.36
8	21	2016	1	13	473	20.99	40	2,253	211	262	44.61	55.39
7	24	2016	1	18	470	20.86	41	2,253	263	207	55.96	44.04
8	7	2016	1	14	469	20.82	42	2,253	226	243	48.19	51.81
9	5	2016	2	13	469	20.82	43	2,253	209	260	44.56	55.44
8	21	2016	1	15	468	20.77	44	2,253	240	228	51.28	48.72
7	17	2016	1	14	467	20.73	45	2,253	238	229	50.96	49.04
7	2	2016	7	16	465	20.64	46	2,253	228	237	49.03	50.97
9	5	2016	2	14	463	20.55	47	2,253	222	241	47.95	52.05
8	14	2016	1	18	462	20.51	48	2,253	236	226	51.08	48.92
7	4	2016	2	13	458	20.33	49	2,253	240	218	52.40	47.60
8	20	2016	7	13	456	20.24	50	2,253	207	249	45.39	54.61
5	30	2016	2	16	453	20.11	51	2,253	230	223	50.77	49.23
5	29	2016	1	14	452	20.06	52	2,253	227	225	50.22	49.78
6	26	2016	1	13	452	20.06	53	2,253	186	266	41.15	58.85
8	12	2016	6	16	452	20.06	54	2,253	265	187	58.63	41.37
7	10	2016	1	17	451	20.02	55	2,253	255	196	56.54	43.46
7	31	2016	1	18	446	19.80	56	2,253	289	157	64.80	35.20
6	19	2016	1	15	444	19.71	57	2,253	218	226	49.10	50.90
5	29	2016	1	13	443	19.66	58	2,253	184	259	41.53	58.47
6	26	2016	1	12	443	19.66	59	2,253	196	247	44.24	55.76
7	3	2016	1	15	443	19.66	60	2,253	204	239	46.05	53.95
8	21	2016	1	16	440	19.53	61	2,253	245	195	55.68	44.32
7	16	2016	7	16	439	19.49	62	2,253	241	198	54.90	45.10
8	21	2016	1	14	438	19.44	63	2,253	194	244	44.29	55.71
6	19	2016	1	13	437	19.40	64	2,253	197	240	45.08	54.92
7	3	2016	1	16	433	19.22	65	2,253	241	192	55.66	44.34
9	5	2016	2	15	429	19.04	66	2,253	189	240	44.06	55.94
7	3	2016	1	17	428	19.00	67	2,253	269	159	62.85	37.15

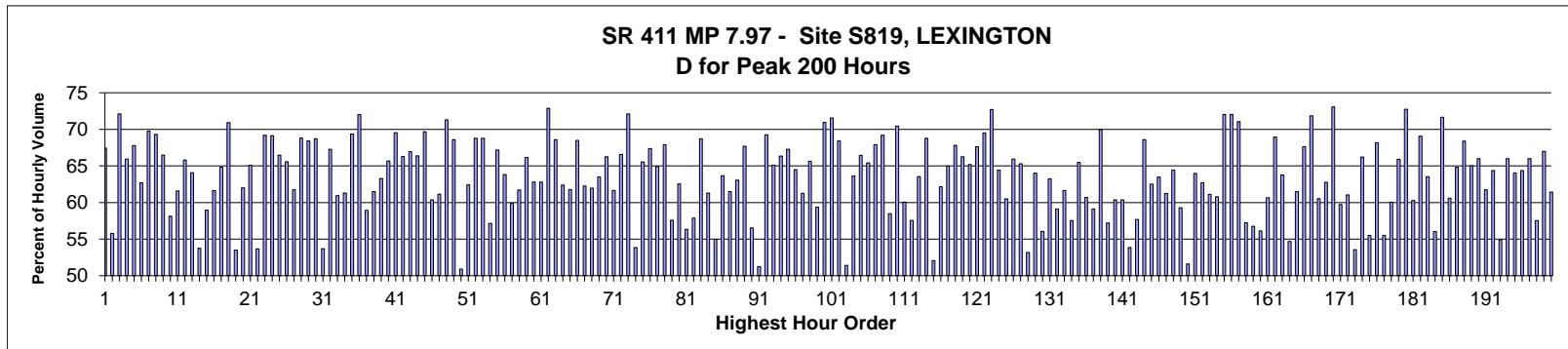
MO	DY	YR	DAY OF WK	HR	HR VOL	PERCENT OF AADT	HOUR NUMBER	AADT	EAST VOLUME	WEST VOLUME	PERCENT EAST IS OF TOTAL VOLUME	PERCENT WEST IS OF TOTAL VOLUME
7	31	2016	1	12	428	19.00	68	2,253	200	228	46.73	53.27
8	21	2016	1	17	428	19.00	69	2,253	253	175	59.11	40.89
8	28	2016	1	15	427	18.95	70	2,253	219	208	51.29	48.71
9	11	2016	1	12	427	18.95	71	2,253	238	189	55.74	44.26
6	19	2016	1	17	426	18.91	72	2,253	258	168	60.56	39.44
8	12	2016	6	17	426	18.91	73	2,253	237	189	55.63	44.37
5	30	2016	2	17	425	18.86	74	2,253	225	200	52.94	47.06
7	16	2016	7	13	425	18.86	75	2,253	166	259	39.06	60.94
5	28	2016	7	15	423	18.77	76	2,253	199	224	47.04	52.96
5	30	2016	2	11	423	18.77	77	2,253	192	231	45.39	54.61
6	19	2016	1	16	422	18.73	78	2,253	246	176	58.29	41.71
9	4	2016	1	14	422	18.73	79	2,253	197	225	46.68	53.32
8	7	2016	1	12	421	18.69	80	2,253	200	221	47.51	52.49
8	20	2016	7	12	419	18.60	81	2,253	164	255	39.14	60.86
7	10	2016	1	14	417	18.51	82	2,253	201	216	48.20	51.80
7	16	2016	7	12	417	18.51	83	2,253	132	285	31.65	68.35
7	23	2016	7	16	417	18.51	84	2,253	206	211	49.40	50.60
7	30	2016	7	15	417	18.51	85	2,253	189	228	45.32	54.68
7	16	2016	7	17	416	18.46	86	2,253	287	129	68.99	31.01
8	28	2016	1	13	415	18.42	87	2,253	188	227	45.30	54.70
8	7	2016	1	15	413	18.33	88	2,253	196	217	47.46	52.54
8	7	2016	1	16	413	18.33	89	2,253	224	189	54.24	45.76
5	29	2016	1	15	411	18.24	90	2,253	214	197	52.07	47.93
7	24	2016	1	11	411	18.24	91	2,253	155	256	37.71	62.29
7	16	2016	7	15	410	18.20	92	2,253	207	203	50.49	49.51
9	4	2016	1	12	410	18.20	93	2,253	166	244	40.49	59.51
9	11	2016	1	13	407	18.06	94	2,253	228	179	56.02	43.98
7	30	2016	7	17	406	18.02	95	2,253	209	197	51.48	48.52
8	21	2016	1	12	404	17.93	96	2,253	184	220	45.54	54.46
9	4	2016	1	13	403	17.89	97	2,253	194	209	48.14	51.86
7	10	2016	1	16	402	17.84	98	2,253	201	201	50.00	50.00
6	26	2016	1	18	401	17.80	99	2,253	207	194	51.62	48.38
8	28	2016	1	14	401	17.80	100	2,253	180	221	44.89	55.11
5	28	2016	7	16	400	17.75	101	2,253	198	202	49.50	50.50
8	12	2016	6	15	400	17.75	102	2,253	217	183	54.25	45.75
7	23	2016	7	15	399	17.71	103	2,253	176	223	44.11	55.89
9	4	2016	1	15	399	17.71	104	2,253	197	202	49.37	50.63
6	5	2016	1	13	398	17.67	105	2,253	170	228	42.71	57.29
9	4	2016	1	16	398	17.67	106	2,253	206	192	51.76	48.24
9	5	2016	2	16	398	17.67	107	2,253	210	188	52.76	47.24
5	29	2016	1	17	396	17.58	108	2,253	251	145	63.38	36.62
7	31	2016	1	19	395	17.53	109	2,253	260	135	65.82	34.18
7	16	2016	7	14	394	17.49	110	2,253	179	215	45.43	54.57
7	16	2016	7	11	393	17.44	111	2,253	139	254	35.37	64.63
7	23	2016	7	13	393	17.44	112	2,253	159	234	40.46	59.54
6	5	2016	1	15	391	17.35	113	2,253	183	208	46.80	53.20
7	30	2016	7	16	389	17.27	114	2,253	177	212	45.50	54.50
8	14	2016	1	11	389	17.27	115	2,253	169	220	43.44	56.56
6	5	2016	1	16	388	17.22	116	2,253	225	163	57.99	42.01
7	10	2016	1	13	388	17.22	117	2,253	207	181	53.35	46.65
6	12	2016	1	14	387	17.18	118	2,253	161	226	41.60	58.40

MO	DY	YR	DAY OF WK	HR	HR VOL	PERCENT OF AADT	HOUR NUMBER	AADT	EAST VOLUME	WEST VOLUME	PERCENT IS OF TOTAL VOLUME	PERCENT WEST IS OF TOTAL VOLUME
7	2	2016	7	13	387	17.18	119	2,253	164	223	42.38	57.62
9	3	2016	7	13	387	17.18	120	2,253	197	190	50.90	49.10
9	10	2016	7	15	387	17.18	121	2,253	164	223	42.38	57.62
7	2	2016	7	17	386	17.13	122	2,253	196	190	50.78	49.22
8	20	2016	7	11	386	17.13	123	2,253	132	254	34.20	65.80
7	30	2016	7	11	385	17.09	124	2,253	142	243	36.88	63.12
8	21	2016	1	11	384	17.04	125	2,253	162	222	42.19	57.81
6	5	2016	1	14	383	17.00	126	2,253	158	225	41.25	58.75
8	14	2016	1	19	382	16.96	127	2,253	232	150	60.73	39.27
7	30	2016	7	12	381	16.91	128	2,253	139	242	36.48	63.52
5	28	2016	7	12	378	16.78	129	2,253	148	230	39.15	60.85
5	28	2016	7	13	378	16.78	130	2,253	182	196	48.15	51.85
6	12	2016	1	16	377	16.73	131	2,253	194	183	51.46	48.54
7	2	2016	7	15	377	16.73	132	2,253	193	184	51.19	48.81
5	27	2016	6	17	376	16.69	133	2,253	154	222	40.96	59.04
7	4	2016	2	15	376	16.69	134	2,253	225	151	59.84	40.16
9	11	2016	1	11	376	16.69	135	2,253	215	161	57.18	42.82
7	2	2016	7	12	375	16.64	136	2,253	165	210	44.00	56.00
8	3	2016	4	15	375	16.64	137	2,253	159	216	42.40	57.60
6	12	2016	1	12	374	16.60	138	2,253	183	191	48.93	51.07
7	10	2016	1	12	374	16.60	139	2,253	169	205	45.19	54.81
9	11	2016	1	14	374	16.60	140	2,253	206	168	55.08	44.92
7	9	2016	7	16	373	16.56	141	2,253	188	185	50.40	49.60
9	10	2016	7	14	373	16.56	142	2,253	164	209	43.97	56.03
7	4	2016	2	12	372	16.51	143	2,253	169	203	45.43	54.57
9	3	2016	7	16	372	16.51	144	2,253	169	203	45.43	54.57
7	23	2016	7	14	370	16.42	145	2,253	158	212	42.70	57.30
7	23	2016	7	17	369	16.38	146	2,253	182	187	49.32	50.68
7	31	2016	1	11	369	16.38	147	2,253	150	219	40.65	59.35
9	5	2016	2	17	369	16.38	148	2,253	189	180	51.22	48.78
8	20	2016	7	16	368	16.33	149	2,253	214	154	58.15	41.85
5	29	2016	1	12	367	16.29	150	2,253	171	196	46.59	53.41
6	25	2016	7	15	367	16.29	151	2,253	162	205	44.14	55.86
7	30	2016	7	18	367	16.29	152	2,253	227	140	61.85	38.15
8	3	2016	4	16	367	16.29	153	2,253	168	199	45.78	54.22
7	29	2016	6	18	366	16.25	154	2,253	141	225	38.52	61.48
8	3	2016	4	14	366	16.25	155	2,253	154	212	42.08	57.92
9	5	2016	2	11	366	16.25	156	2,253	183	183	50.00	50.00
8	3	2016	4	17	365	16.20	157	2,253	164	201	44.93	55.07
9	10	2016	7	13	365	16.20	158	2,253	159	206	43.56	56.44
5	29	2016	1	16	364	16.16	159	2,253	176	188	48.35	51.65
7	16	2016	7	18	364	16.16	160	2,253	246	118	67.58	32.42
7	17	2016	1	11	364	16.16	161	2,253	163	201	44.78	55.22
9	3	2016	7	15	363	16.11	162	2,253	160	203	44.08	55.92
5	28	2016	7	17	362	16.07	163	2,253	202	160	55.80	44.20
7	2	2016	7	11	360	15.98	164	2,253	131	229	36.39	63.61
6	25	2016	7	17	359	15.93	165	2,253	166	193	46.24	53.76
9	11	2016	1	16	359	15.93	166	2,253	224	135	62.40	37.60
6	12	2016	1	15	358	15.89	167	2,253	184	174	51.40	48.60
8	6	2016	7	16	358	15.89	168	2,253	164	194	45.81	54.19
9	10	2016	7	17	358	15.89	169	2,253	193	165	53.91	46.09

MO	DY	YR	DAY OF WK	HR	HR VOL	PERCENT OF AADT	HOUR NUMBER	AADT	EAST VOLUME	WEST VOLUME	PERCENT EAST IS OF TOTAL VOLUME	PERCENT WEST IS OF TOTAL VOLUME
7	30	2016	7	14	357	15.85	170	2,253	166	191	46.50	53.50
8	6	2016	7	14	357	15.85	171	2,253	176	181	49.30	50.70
8	13	2016	7	14	357	15.85	172	2,253	146	211	40.90	59.10
8	13	2016	7	13	356	15.80	173	2,253	158	198	44.38	55.62
5	28	2016	7	14	355	15.76	174	2,253	156	199	43.94	56.06
6	5	2016	1	17	355	15.76	175	2,253	201	154	56.62	43.38
7	9	2016	7	17	355	15.76	176	2,253	172	183	48.45	51.55
7	15	2016	6	14	355	15.76	177	2,253	142	213	40.00	60.00
8	20	2016	7	17	355	15.76	178	2,253	219	136	61.69	38.31
8	28	2016	1	16	355	15.76	179	2,253	185	170	52.11	47.89
5	27	2016	6	18	354	15.71	180	2,253	113	241	31.92	68.08
6	5	2016	1	12	354	15.71	181	2,253	145	209	40.96	59.04
8	6	2016	7	15	354	15.71	182	2,253	156	198	44.07	55.93
8	13	2016	7	16	354	15.71	183	2,253	181	173	51.13	48.87
9	18	2016	1	12	354	15.71	184	2,253	189	165	53.39	46.61
6	19	2016	1	18	353	15.67	185	2,253	195	158	55.24	44.76
7	4	2016	2	14	353	15.67	186	2,253	204	149	57.79	42.21
7	10	2016	1	15	353	15.67	187	2,253	174	179	49.29	50.71
5	27	2016	6	15	352	15.62	188	2,253	169	183	48.01	51.99
6	25	2016	7	14	352	15.62	189	2,253	161	191	45.74	54.26
7	30	2016	7	13	352	15.62	190	2,253	133	219	37.78	62.22
9	10	2016	7	12	352	15.62	191	2,253	161	191	45.74	54.26
7	9	2016	7	15	351	15.58	192	2,253	165	186	47.01	52.99
7	22	2016	6	16	351	15.58	193	2,253	123	228	35.04	64.96
7	29	2016	6	17	351	15.58	194	2,253	125	226	35.61	64.39
7	3	2016	1	11	350	15.53	195	2,253	132	218	37.71	62.29
9	11	2016	1	15	350	15.53	196	2,253	195	155	55.71	44.29
6	19	2016	1	12	349	15.49	197	2,253	149	200	42.69	57.31
8	5	2016	6	17	349	15.49	198	2,253	158	191	45.27	54.73
8	6	2016	7	12	349	15.49	199	2,253	143	206	40.97	59.03
5	27	2016	6	19	346	15.36	200	2,253	116	230	33.53	66.47



AADT= 3,351      K 30 FACTOR= 10.12      K 100 FACTOR= 9.55      K 200 FACTOR= 9.13      D 30 FACTOR= 68.73



MO	DY	YR	DAY OF WK	HR	HR VOL	PERCENT OF AADT	HOUR NUMBER	AADT	NORTH VOLUME	SOUTH VOLUME	PERCENT NORTH IS OF TOTAL VOLUME	PERCENT SOUTH IS OF TOTAL VOLUME
6	2	2016	5	18	381	11.37	1	3,351	257	124	67.45	32.55
3	18	2016	6	16	373	11.13	2	3,351	208	165	55.76	44.24
5	17	2016	3	18	362	10.80	3	3,351	261	101	72.10	27.90
3	29	2016	3	17	358	10.68	4	3,351	236	122	65.92	34.08
4	18	2016	2	18	354	10.56	5	3,351	240	114	67.80	32.20
5	17	2016	3	17	354	10.56	6	3,351	222	132	62.71	37.29
5	23	2016	2	18	354	10.56	7	3,351	247	107	69.77	30.23
4	14	2016	5	18	352	10.50	8	3,351	244	108	69.32	30.68
5	11	2016	4	18	352	10.50	9	3,351	234	118	66.48	33.52
2	6	2016	7	11	351	10.47	10	3,351	147	204	41.88	58.12
7	1	2016	6	17	349	10.41	11	3,351	215	134	61.60	38.40
4	11	2016	2	18	348	10.38	12	3,351	229	119	65.80	34.20
5	13	2016	6	17	348	10.38	13	3,351	223	125	64.08	35.92
6	3	2016	6	16	348	10.38	14	3,351	187	161	53.74	46.26
4	15	2016	6	18	346	10.33	15	3,351	204	142	58.96	41.04
2	9	2016	3	17	344	10.27	16	3,351	212	132	61.63	38.37

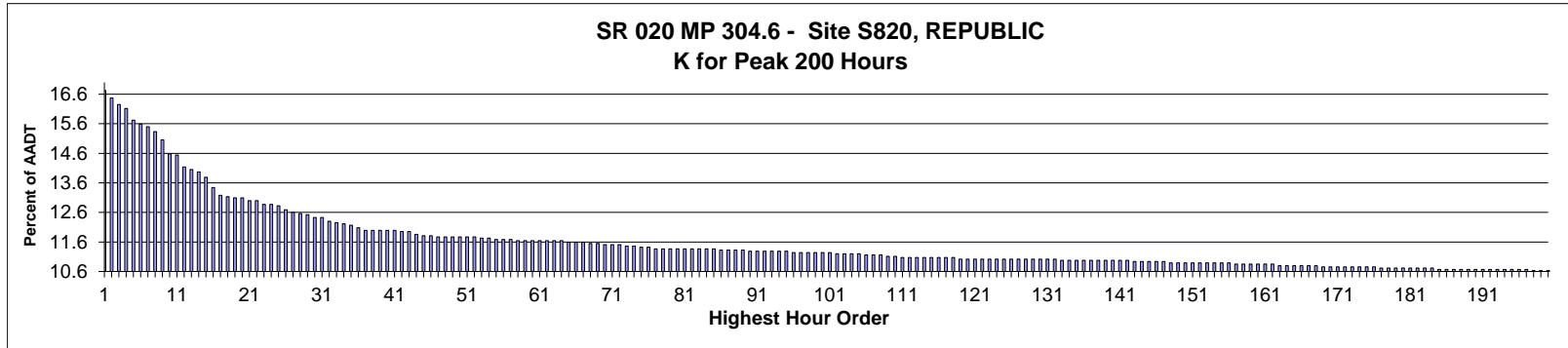
MO	DY	YR	DAY OF WK	HR	HR VOL	PERCENT OF AADT	HOUR NUMBER	AADT	NORTH VOLUME	SOUTH VOLUME	PERCENT NORTH IS OF TOTAL VOLUME	PERCENT SOUTH IS OF TOTAL VOLUME
5	10	2016	3	17	344	10.27	17	3,351	223	121	64.83	35.17
5	12	2016	5	18	344	10.27	18	3,351	244	100	70.93	29.07
2	6	2016	7	10	342	10.21	19	3,351	159	183	46.49	53.51
5	10	2016	3	18	342	10.21	20	3,351	212	130	61.99	38.01
4	27	2016	4	18	341	10.18	21	3,351	222	119	65.10	34.90
5	5	2016	5	16	341	10.18	22	3,351	183	158	53.67	46.33
7	14	2016	5	18	341	10.18	23	3,351	236	105	69.21	30.79
3	22	2016	3	18	340	10.15	24	3,351	235	105	69.12	30.88
3	30	2016	4	18	340	10.15	25	3,351	226	114	66.47	33.53
5	5	2016	5	18	340	10.15	26	3,351	223	117	65.59	34.41
5	6	2016	6	17	340	10.15	27	3,351	210	130	61.76	38.24
5	9	2016	2	18	340	10.15	28	3,351	234	106	68.82	31.18
4	21	2016	5	18	339	10.12	29	3,351	232	107	68.44	31.56
5	4	2016	4	18	339	10.12	30	3,351	233	106	68.73	31.27
5	7	2016	7	12	339	10.12	31	3,351	157	182	46.31	53.69
5	31	2016	3	18	339	10.12	32	3,351	228	111	67.26	32.74
4	18	2016	2	17	338	10.09	33	3,351	206	132	60.95	39.05
3	16	2016	4	16	336	10.03	34	3,351	206	130	61.31	38.69
5	2	2016	2	18	336	10.03	35	3,351	233	103	69.35	30.65
5	3	2016	3	18	336	10.03	36	3,351	242	94	72.02	27.98
6	3	2016	6	17	336	10.03	37	3,351	198	138	58.93	41.07
3	1	2016	3	18	335	10.00	38	3,351	206	129	61.49	38.51
5	5	2016	5	17	335	10.00	39	3,351	212	123	63.28	36.72
8	4	2016	5	18	335	10.00	40	3,351	220	115	65.67	34.33
10	13	2016	5	18	335	10.00	41	3,351	233	102	69.55	30.45
11	1	2016	3	17	335	10.00	42	3,351	222	113	66.27	33.73
4	20	2016	4	18	333	9.94	43	3,351	223	110	66.97	33.03
6	20	2016	2	18	333	9.94	44	3,351	221	112	66.37	33.63
6	28	2016	3	18	333	9.94	45	3,351	232	101	69.67	30.33
10	28	2016	6	17	333	9.94	46	3,351	201	132	60.36	39.64
4	15	2016	6	16	332	9.91	47	3,351	203	129	61.14	38.86
4	19	2016	3	18	331	9.88	48	3,351	236	95	71.30	28.70
5	12	2016	5	17	331	9.88	49	3,351	227	104	68.58	31.42
4	1	2016	6	14	330	9.85	50	3,351	162	168	49.09	50.91
5	20	2016	6	17	330	9.85	51	3,351	206	124	62.42	37.58
5	25	2016	4	18	330	9.85	52	3,351	227	103	68.79	31.21
6	3	2016	6	18	330	9.85	53	3,351	227	103	68.79	31.21
2	5	2016	6	16	329	9.82	54	3,351	188	141	57.14	42.86
2	25	2016	5	17	329	9.82	55	3,351	221	108	67.17	32.83
4	26	2016	3	18	329	9.82	56	3,351	210	119	63.83	36.17
6	3	2016	6	15	329	9.82	57	3,351	197	132	59.88	40.12
7	1	2016	6	16	329	9.82	58	3,351	203	126	61.70	38.30
4	21	2016	5	17	328	9.79	59	3,351	217	111	66.16	33.84
4	29	2016	6	18	328	9.79	60	3,351	206	122	62.80	37.20
5	11	2016	4	16	328	9.79	61	3,351	206	122	62.80	37.20
5	24	2016	3	18	328	9.79	62	3,351	239	89	72.87	27.13
5	26	2016	5	18	328	9.79	63	3,351	225	103	68.60	31.40
3	29	2016	3	18	327	9.76	64	3,351	204	123	62.39	37.61
6	5	2016	1	17	327	9.76	65	3,351	202	125	61.77	38.23
7	13	2016	4	18	327	9.76	66	3,351	224	103	68.50	31.50
4	15	2016	6	17	326	9.73	67	3,351	203	123	62.27	37.73

MO	DY	YR	DAY OF WK	HR	HR VOL	PERCENT OF AADT	HOUR NUMBER	AADT	NORTH VOLUME	SOUTH VOLUME	PERCENT NORTH IS OF TOTAL VOLUME	PERCENT SOUTH IS OF TOTAL VOLUME
5	6	2016	6	18	326	9.73	68	3,351	202	124	61.96	38.04
5	13	2016	6	18	326	9.73	69	3,351	207	119	63.50	36.50
6	1	2016	4	18	326	9.73	70	3,351	216	110	66.26	33.74
6	22	2016	4	17	326	9.73	71	3,351	201	125	61.66	38.34
7	28	2016	5	18	326	9.73	72	3,351	217	109	66.56	33.44
11	21	2016	2	18	326	9.73	73	3,351	235	91	72.09	27.91
3	26	2016	7	14	325	9.70	74	3,351	175	150	53.85	46.15
4	12	2016	3	18	325	9.70	75	3,351	213	112	65.54	34.46
4	13	2016	4	18	325	9.70	76	3,351	219	106	67.38	32.62
4	22	2016	6	17	325	9.70	77	3,351	211	114	64.92	35.08
8	3	2016	4	18	324	9.67	78	3,351	220	104	67.90	32.10
3	31	2016	5	16	323	9.64	79	3,351	186	137	57.59	42.41
4	16	2016	7	16	323	9.64	80	3,351	202	121	62.54	37.46
4	29	2016	6	16	323	9.64	81	3,351	182	141	56.35	43.65
5	6	2016	6	16	323	9.64	82	3,351	187	136	57.89	42.11
6	30	2016	5	18	323	9.64	83	3,351	222	101	68.73	31.27
10	28	2016	6	18	323	9.64	84	3,351	198	125	61.30	38.70
2	6	2016	7	12	322	9.61	85	3,351	145	177	45.03	54.97
2	26	2016	6	17	322	9.61	86	3,351	205	117	63.66	36.34
3	25	2016	6	16	322	9.61	87	3,351	198	124	61.49	38.51
3	25	2016	6	18	322	9.61	88	3,351	203	119	63.04	36.96
4	1	2016	6	18	322	9.61	89	3,351	218	104	67.70	32.30
6	1	2016	4	16	322	9.61	90	3,351	182	140	56.52	43.48
6	18	2016	7	13	322	9.61	91	3,351	165	157	51.24	48.76
10	13	2016	5	17	322	9.61	92	3,351	223	99	69.25	30.75
3	17	2016	5	18	321	9.58	93	3,351	209	112	65.11	34.89
4	1	2016	6	17	321	9.58	94	3,351	213	108	66.36	33.64
6	29	2016	4	17	321	9.58	95	3,351	216	105	67.29	32.71
7	8	2016	6	18	321	9.58	96	3,351	207	114	64.49	35.51
4	19	2016	3	17	320	9.55	97	3,351	196	124	61.25	38.75
5	16	2016	2	18	320	9.55	98	3,351	210	110	65.63	34.38
6	17	2016	6	18	320	9.55	99	3,351	190	130	59.38	40.63
6	23	2016	5	18	320	9.55	100	3,351	227	93	70.94	29.06
10	25	2016	3	18	320	9.55	101	3,351	229	91	71.56	28.44
11	7	2016	2	17	320	9.55	102	3,351	219	101	68.44	31.56
2	6	2016	7	13	319	9.52	103	3,351	155	164	48.59	51.41
11	4	2016	6	18	319	9.52	104	3,351	203	116	63.64	36.36
11	10	2016	5	17	319	9.52	105	3,351	212	107	66.46	33.54
3	18	2016	6	18	318	9.49	106	3,351	208	110	65.41	34.59
4	25	2016	2	18	318	9.49	107	3,351	216	102	67.92	32.08
6	20	2016	2	17	318	9.49	108	3,351	220	98	69.18	30.82
7	6	2016	4	16	318	9.49	109	3,351	186	132	58.49	41.51
7	11	2016	2	18	318	9.49	110	3,351	224	94	70.44	29.56
7	20	2016	4	17	318	9.49	111	3,351	191	127	60.06	39.94
7	29	2016	6	18	318	9.49	112	3,351	183	135	57.55	42.45
10	19	2016	4	18	318	9.49	113	3,351	202	116	63.52	36.48
3	3	2016	5	18	317	9.46	114	3,351	218	99	68.77	31.23
5	7	2016	7	13	317	9.46	115	3,351	165	152	52.05	47.95
5	18	2016	4	17	317	9.46	116	3,351	197	120	62.15	37.85
5	25	2016	4	17	317	9.46	117	3,351	206	111	64.98	35.02
6	6	2016	2	18	317	9.46	118	3,351	215	102	67.82	32.18

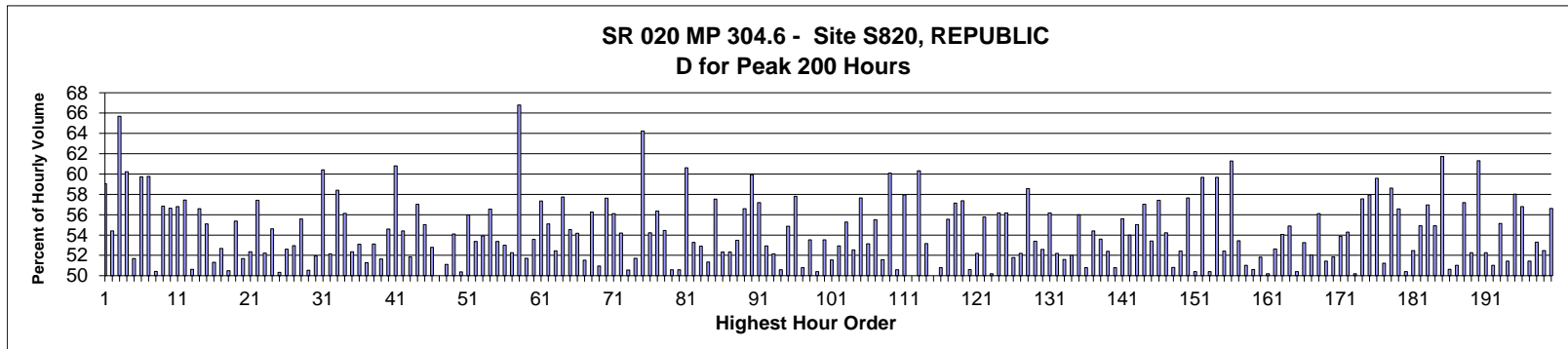
MO	DY	YR	DAY OF WK	HR	HR VOL	PERCENT OF AADT	HOUR NUMBER	AADT	NORTH VOLUME	SOUTH VOLUME	PERCENT NORTH IS OF TOTAL VOLUME	PERCENT SOUTH IS OF TOTAL VOLUME
11	23	2016	4	17	317	9.46	119	3,351	210	107	66.25	33.75
3	4	2016	6	17	316	9.43	120	3,351	206	110	65.19	34.81
2	23	2016	3	17	315	9.40	121	3,351	213	102	67.62	32.38
6	9	2016	5	18	315	9.40	122	3,351	219	96	69.52	30.48
7	12	2016	3	18	315	9.40	123	3,351	229	86	72.70	27.30
10	7	2016	6	18	315	9.40	124	3,351	203	112	64.44	35.56
2	5	2016	6	17	314	9.37	125	3,351	190	124	60.51	39.49
5	11	2016	4	17	314	9.37	126	3,351	207	107	65.92	34.08
5	24	2016	3	17	314	9.37	127	3,351	205	109	65.29	34.71
6	3	2016	6	14	314	9.37	128	3,351	167	147	53.18	46.82
6	30	2016	5	17	314	9.37	129	3,351	201	113	64.01	35.99
10	21	2016	6	16	314	9.37	130	3,351	176	138	56.05	43.95
3	3	2016	5	17	313	9.34	131	3,351	198	115	63.26	36.74
4	1	2016	6	15	313	9.34	132	3,351	185	128	59.11	40.89
4	7	2016	5	16	313	9.34	133	3,351	193	120	61.66	38.34
4	8	2016	6	16	313	9.34	134	3,351	180	133	57.51	42.49
5	16	2016	2	17	313	9.34	135	3,351	205	108	65.50	34.50
5	25	2016	4	16	313	9.34	136	3,351	190	123	60.70	39.30
5	27	2016	6	17	313	9.34	137	3,351	185	128	59.11	40.89
11	15	2016	3	18	313	9.34	138	3,351	219	94	69.97	30.03
11	23	2016	4	16	313	9.34	139	3,351	179	134	57.19	42.81
12	6	2016	3	16	313	9.34	140	3,351	189	124	60.38	39.62
12	20	2016	3	17	313	9.34	141	3,351	189	124	60.38	39.62
2	6	2016	7	9	312	9.31	142	3,351	144	168	46.15	53.85
2	9	2016	3	16	312	9.31	143	3,351	180	132	57.69	42.31
3	28	2016	2	18	312	9.31	144	3,351	214	98	68.59	31.41
4	6	2016	4	18	312	9.31	145	3,351	195	117	62.50	37.50
4	22	2016	6	18	312	9.31	146	3,351	198	114	63.46	36.54
7	1	2016	6	18	312	9.31	147	3,351	191	121	61.22	38.78
10	25	2016	3	17	312	9.31	148	3,351	201	111	64.42	35.58
11	23	2016	4	15	312	9.31	149	3,351	185	127	59.29	40.71
11	24	2016	5	13	312	9.31	150	3,351	161	151	51.60	48.40
3	4	2016	6	18	311	9.28	151	3,351	199	112	63.99	36.01
3	11	2016	6	17	311	9.28	152	3,351	195	116	62.70	37.30
4	12	2016	3	17	311	9.28	153	3,351	190	121	61.09	38.91
6	17	2016	6	17	311	9.28	154	3,351	189	122	60.77	39.23
7	5	2016	3	18	311	9.28	155	3,351	224	87	72.03	27.97
8	1	2016	2	18	311	9.28	156	3,351	224	87	72.03	27.97
10	4	2016	3	18	311	9.28	157	3,351	221	90	71.06	28.94
10	31	2016	2	18	311	9.28	158	3,351	178	133	57.23	42.77
5	31	2016	3	16	310	9.25	159	3,351	176	134	56.77	43.23
7	24	2016	1	18	310	9.25	160	3,351	136	174	43.87	56.13
8	9	2016	3	17	310	9.25	161	3,351	188	122	60.65	39.35
3	8	2016	3	17	309	9.22	162	3,351	213	96	68.93	31.07
3	30	2016	4	17	309	9.22	163	3,351	197	112	63.75	36.25
4	29	2016	6	15	309	9.22	164	3,351	169	140	54.69	45.31
5	9	2016	2	17	309	9.22	165	3,351	190	119	61.49	38.51
7	6	2016	4	18	309	9.22	166	3,351	209	100	67.64	32.36
10	6	2016	5	18	309	9.22	167	3,351	222	87	71.84	28.16
10	7	2016	6	16	309	9.22	168	3,351	187	122	60.52	39.48
10	21	2016	6	17	309	9.22	169	3,351	194	115	62.78	37.22



MO	DY	YR	DAY OF WK	HR	HR VOL	PERCENT OF AADT	HOUR NUMBER	AADT	NORTH VOLUME	SOUTH VOLUME	PERCENT NORTH IS OF TOTAL VOLUME	PERCENT SOUTH IS OF TOTAL VOLUME
2	11	2016	5	18	308	9.19	170	3,351	225	83	73.05	26.95
2	18	2016	5	16	308	9.19	171	3,351	184	124	59.74	40.26
3	30	2016	4	16	308	9.19	172	3,351	188	120	61.04	38.96
4	16	2016	7	12	308	9.19	173	3,351	143	165	46.43	53.57
4	25	2016	2	17	308	9.19	174	3,351	204	104	66.23	33.77
4	30	2016	7	13	308	9.19	175	3,351	171	137	55.52	44.48
7	21	2016	5	18	308	9.19	176	3,351	210	98	68.18	31.82
7	24	2016	1	14	308	9.19	177	3,351	171	137	55.52	44.48
10	14	2016	6	17	308	9.19	178	3,351	185	123	60.06	39.94
10	17	2016	2	17	308	9.19	179	3,351	203	105	65.91	34.09
10	20	2016	5	18	308	9.19	180	3,351	224	84	72.73	27.27
3	18	2016	6	17	307	9.16	181	3,351	185	122	60.26	39.74
4	7	2016	5	17	307	9.16	182	3,351	212	95	69.06	30.94
4	13	2016	4	17	307	9.16	183	3,351	195	112	63.52	36.48
4	20	2016	4	17	307	9.16	184	3,351	172	135	56.03	43.97
5	18	2016	4	18	307	9.16	185	3,351	220	87	71.66	28.34
6	7	2016	3	16	307	9.16	186	3,351	186	121	60.59	39.41
8	15	2016	2	17	307	9.16	187	3,351	199	108	64.82	35.18
8	16	2016	3	18	307	9.16	188	3,351	210	97	68.40	31.60
3	15	2016	3	17	306	9.13	189	3,351	199	107	65.03	34.97
3	16	2016	4	17	306	9.13	190	3,351	202	104	66.01	33.99
3	25	2016	6	17	306	9.13	191	3,351	189	117	61.76	38.24
3	31	2016	5	17	306	9.13	192	3,351	197	109	64.38	35.62
4	5	2016	3	15	306	9.13	193	3,351	168	138	54.90	45.10
4	5	2016	3	18	306	9.13	194	3,351	202	104	66.01	33.99
4	8	2016	6	17	306	9.13	195	3,351	196	110	64.05	35.95
4	26	2016	3	17	306	9.13	196	3,351	197	109	64.38	35.62
4	29	2016	6	17	306	9.13	197	3,351	202	104	66.01	33.99
5	20	2016	6	16	306	9.13	198	3,351	176	130	57.52	42.48
10	18	2016	3	18	306	9.13	199	3,351	205	101	66.99	33.01
10	21	2016	6	18	306	9.13	200	3,351	188	118	61.44	38.56



**AADT=** 2,277     
**K 30 FACTOR=** 12.43     
**K 100 FACTOR=** 11.24     
**K 200 FACTOR=** 10.63     
**D 30 FACTOR=** 51.94



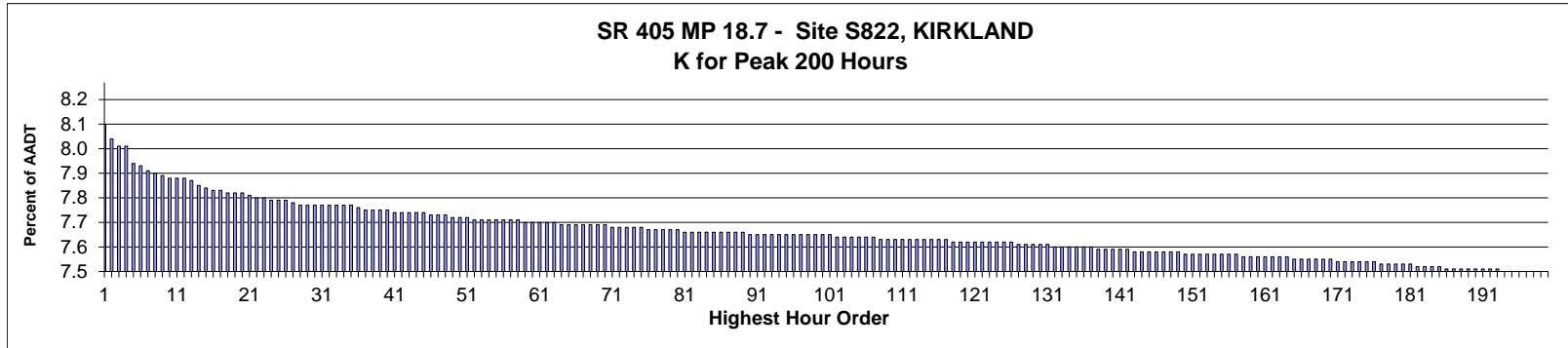
MO	DY	YR	DAY OF WK	HR	HR VOL	PERCENT OF AADT	HOUR NUMBER	AADT	EAST VOLUME	WEST VOLUME	PERCENT EAST IS OF TOTAL VOLUME	PERCENT WEST IS OF TOTAL VOLUME
9	3	2016	7	13	381	16.73	1	2,277	225	156	59.06	40.94
9	2	2016	6	17	375	16.47	2	2,277	204	171	54.40	45.60
9	4	2016	1	17	370	16.25	3	2,277	127	243	34.32	65.68
9	3	2016	7	17	367	16.12	4	2,277	146	221	39.78	60.22
9	2	2016	6	15	358	15.72	5	2,277	185	173	51.68	48.32
9	2	2016	6	14	355	15.59	6	2,277	212	143	59.72	40.28
9	3	2016	7	18	353	15.50	7	2,277	142	211	40.23	59.77
9	2	2016	6	16	349	15.33	8	2,277	173	176	49.57	50.43
9	3	2016	7	12	343	15.06	9	2,277	195	148	56.85	43.15
9	3	2016	7	14	332	14.58	10	2,277	188	144	56.63	43.37
9	3	2016	7	11	331	14.54	11	2,277	188	143	56.80	43.20
9	2	2016	6	13	322	14.14	12	2,277	185	137	57.45	42.55
9	3	2016	7	15	320	14.05	13	2,277	162	158	50.63	49.38
9	2	2016	6	18	318	13.97	14	2,277	180	138	56.60	43.40
9	2	2016	6	12	314	13.79	15	2,277	173	141	55.10	44.90
9	3	2016	7	16	306	13.44	16	2,277	157	149	51.31	48.69

MO	DY	YR	DAY OF WK	HR	HR VOL	PERCENT OF AADT	HOUR NUMBER	AADT	EAST VOLUME	WEST VOLUME	PERCENT EAST IS OF TOTAL VOLUME	PERCENT WEST IS OF TOTAL VOLUME
9	2	2016	6	11	300	13.18	17	2,277	158	142	52.67	47.33
9	1	2016	5	11	299	13.13	18	2,277	148	151	49.50	50.50
8	19	2016	6	16	298	13.09	19	2,277	165	133	55.37	44.63
9	2	2016	6	10	298	13.09	20	2,277	144	154	48.32	51.68
8	31	2016	4	15	296	13.00	21	2,277	155	141	52.36	47.64
9	1	2016	5	17	296	13.00	22	2,277	170	126	57.43	42.57
9	1	2016	5	13	293	12.87	23	2,277	153	140	52.22	47.78
9	1	2016	5	14	293	12.87	24	2,277	160	133	54.61	45.39
8	5	2016	6	13	292	12.82	25	2,277	147	145	50.34	49.66
9	1	2016	5	12	289	12.69	26	2,277	152	137	52.60	47.40
8	31	2016	4	17	287	12.60	27	2,277	152	135	52.96	47.04
10	14	2016	6	13	286	12.56	28	2,277	159	127	55.59	44.41
7	1	2016	6	15	285	12.52	29	2,277	141	144	49.47	50.53
9	4	2016	1	14	283	12.43	30	2,277	147	136	51.94	48.06
9	4	2016	1	16	283	12.43	31	2,277	112	171	39.58	60.42
8	31	2016	4	14	280	12.30	32	2,277	134	146	47.86	52.14
5	27	2016	6	16	279	12.25	33	2,277	163	116	58.42	41.58
9	8	2016	5	15	278	12.21	34	2,277	156	122	56.12	43.88
8	1	2016	2	12	277	12.17	35	2,277	132	145	47.65	52.35
9	1	2016	5	15	275	12.08	36	2,277	146	129	53.09	46.91
7	1	2016	6	14	273	11.99	37	2,277	133	140	48.72	51.28
8	11	2016	5	15	273	11.99	38	2,277	145	128	53.11	46.89
8	11	2016	5	17	273	11.99	39	2,277	132	141	48.35	51.65
9	1	2016	5	16	273	11.99	40	2,277	149	124	54.58	45.42
9	4	2016	1	13	273	11.99	41	2,277	166	107	60.81	39.19
8	2	2016	3	14	272	11.95	42	2,277	148	124	54.41	45.59
8	31	2016	4	18	272	11.95	43	2,277	141	131	51.84	48.16
10	21	2016	6	16	270	11.86	44	2,277	116	154	42.96	57.04
5	31	2016	3	17	269	11.81	45	2,277	148	121	55.02	44.98
7	2	2016	7	13	269	11.81	46	2,277	127	142	47.21	52.79
7	14	2016	5	17	268	11.77	47	2,277	134	134	50.00	50.00
7	28	2016	5	13	268	11.77	48	2,277	137	131	51.12	48.88
8	8	2016	2	14	268	11.77	49	2,277	145	123	54.10	45.90
8	9	2016	3	17	268	11.77	50	2,277	133	135	49.63	50.37
9	4	2016	1	12	268	11.77	51	2,277	150	118	55.97	44.03
10	21	2016	6	15	268	11.77	52	2,277	125	143	46.64	53.36
6	9	2016	5	17	267	11.73	53	2,277	144	123	53.93	46.07
8	11	2016	5	14	267	11.73	54	2,277	151	116	56.55	43.45
8	4	2016	5	13	266	11.68	55	2,277	142	124	53.38	46.62
8	11	2016	5	13	266	11.68	56	2,277	125	141	46.99	53.01
10	21	2016	6	14	266	11.68	57	2,277	127	139	47.74	52.26
6	11	2016	7	12	265	11.64	58	2,277	88	177	33.21	66.79
7	5	2016	3	14	265	11.64	59	2,277	128	137	48.30	51.70
7	25	2016	2	13	265	11.64	60	2,277	142	123	53.58	46.42
8	5	2016	6	11	265	11.64	61	2,277	113	152	42.64	57.36
8	5	2016	6	15	265	11.64	62	2,277	146	119	55.09	44.91
8	18	2016	5	14	265	11.64	63	2,277	139	126	52.45	47.55
10	21	2016	6	12	265	11.64	64	2,277	112	153	42.26	57.74
6	10	2016	6	17	264	11.59	65	2,277	144	120	54.55	45.45
9	6	2016	3	13	264	11.59	66	2,277	143	121	54.17	45.83
9	13	2016	3	17	264	11.59	67	2,277	128	136	48.48	51.52

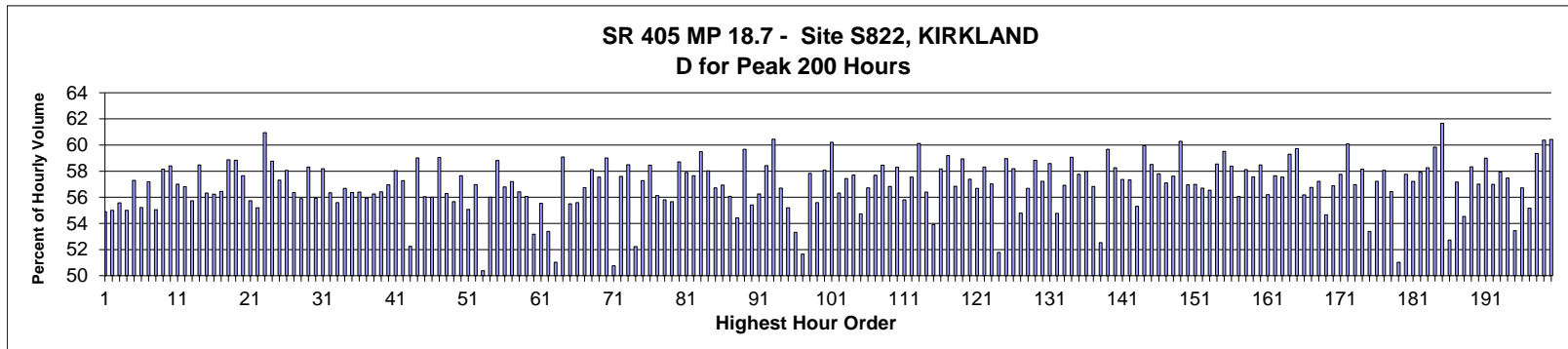
MO	DY	YR	DAY OF WK	HR	HR VOL	PERCENT OF AADT	HOUR NUMBER	AADT	EAST VOLUME	WEST VOLUME	PERCENT EAST IS OF TOTAL VOLUME	PERCENT WEST IS OF TOTAL VOLUME
7	22	2016	6	14	263	11.55	68	2,277	148	115	56.27	43.73
7	25	2016	2	14	263	11.55	69	2,277	129	134	49.05	50.95
8	2	2016	3	15	262	11.51	70	2,277	151	111	57.63	42.37
8	13	2016	7	13	262	11.51	71	2,277	115	147	43.89	56.11
8	24	2016	4	13	262	11.51	72	2,277	142	120	54.20	45.80
7	22	2016	6	12	261	11.46	73	2,277	132	129	50.57	49.43
8	17	2016	4	17	261	11.46	74	2,277	135	126	51.72	48.28
5	26	2016	5	8	260	11.42	75	2,277	93	167	35.77	64.23
7	29	2016	6	14	260	11.42	76	2,277	141	119	54.23	45.77
5	27	2016	6	15	259	11.37	77	2,277	146	113	56.37	43.63
7	1	2016	6	17	259	11.37	78	2,277	141	118	54.44	45.56
7	5	2016	3	12	259	11.37	79	2,277	131	128	50.58	49.42
7	14	2016	5	13	259	11.37	80	2,277	131	128	50.58	49.42
7	14	2016	5	14	259	11.37	81	2,277	157	102	60.62	39.38
8	12	2016	6	15	259	11.37	82	2,277	121	138	46.72	53.28
8	15	2016	2	13	259	11.37	83	2,277	122	137	47.10	52.90
8	15	2016	2	17	259	11.37	84	2,277	133	126	51.35	48.65
10	14	2016	6	14	259	11.37	85	2,277	149	110	57.53	42.47
6	3	2016	6	16	258	11.33	86	2,277	135	123	52.33	47.67
7	29	2016	6	12	258	11.33	87	2,277	135	123	52.33	47.67
8	12	2016	6	13	258	11.33	88	2,277	138	120	53.49	46.51
10	14	2016	6	15	258	11.33	89	2,277	146	112	56.59	43.41
6	2	2016	5	16	257	11.29	90	2,277	154	103	59.92	40.08
7	1	2016	6	16	257	11.29	91	2,277	147	110	57.20	42.80
7	8	2016	6	14	257	11.29	92	2,277	136	121	52.92	47.08
8	1	2016	2	13	257	11.29	93	2,277	134	123	52.14	47.86
8	26	2016	6	11	257	11.29	94	2,277	127	130	49.42	50.58
9	3	2016	7	10	257	11.29	95	2,277	141	116	54.86	45.14
7	28	2016	5	12	256	11.24	96	2,277	108	148	42.19	57.81
8	2	2016	3	13	256	11.24	97	2,277	130	126	50.78	49.22
8	10	2016	4	12	256	11.24	98	2,277	137	119	53.52	46.48
8	12	2016	6	12	256	11.24	99	2,277	127	129	49.61	50.39
8	25	2016	5	13	256	11.24	100	2,277	119	137	46.48	53.52
9	19	2016	2	12	256	11.24	101	2,277	124	132	48.44	51.56
7	6	2016	4	16	255	11.20	102	2,277	135	120	52.94	47.06
7	26	2016	3	17	255	11.20	103	2,277	141	114	55.29	44.71
8	16	2016	3	13	255	11.20	104	2,277	134	121	52.55	47.45
10	19	2016	4	17	255	11.20	105	2,277	147	108	57.65	42.35
6	3	2016	6	12	254	11.16	106	2,277	119	135	46.85	53.15
7	14	2016	5	16	254	11.16	107	2,277	141	113	55.51	44.49
8	9	2016	3	14	254	11.16	108	2,277	131	123	51.57	48.43
6	4	2016	7	13	253	11.11	109	2,277	101	152	39.92	60.08
7	28	2016	5	14	253	11.11	110	2,277	128	125	50.59	49.41
5	31	2016	3	15	252	11.07	111	2,277	146	106	57.94	42.06
6	9	2016	5	13	252	11.07	112	2,277	126	126	50.00	50.00
6	9	2016	5	16	252	11.07	113	2,277	152	100	60.32	39.68
7	12	2016	3	17	252	11.07	114	2,277	134	118	53.17	46.83
7	21	2016	5	12	252	11.07	115	2,277	126	126	50.00	50.00
7	30	2016	7	12	252	11.07	116	2,277	128	124	50.79	49.21
8	15	2016	2	12	252	11.07	117	2,277	140	112	55.56	44.44
8	15	2016	2	14	252	11.07	118	2,277	144	108	57.14	42.86

MO	DY	YR	DAY OF WK	HR	HR VOL	PERCENT OF AADT	HOUR NUMBER	AADT	EAST VOLUME	WEST VOLUME	PERCENT EAST IS OF TOTAL VOLUME	PERCENT WEST IS OF TOTAL VOLUME
5	27	2016	6	14	251	11.02	119	2,277	144	107	57.37	42.63
6	3	2016	6	11	251	11.02	120	2,277	127	124	50.60	49.40
7	1	2016	6	12	251	11.02	121	2,277	131	120	52.19	47.81
7	5	2016	3	11	251	11.02	122	2,277	111	140	44.22	55.78
7	26	2016	3	12	251	11.02	123	2,277	126	125	50.20	49.80
8	3	2016	4	15	251	11.02	124	2,277	141	110	56.18	43.82
8	25	2016	5	15	251	11.02	125	2,277	141	110	56.18	43.82
8	31	2016	4	11	251	11.02	126	2,277	130	121	51.79	48.21
9	4	2016	1	11	251	11.02	127	2,277	131	120	52.19	47.81
9	6	2016	3	11	251	11.02	128	2,277	104	147	41.43	58.57
9	6	2016	3	14	251	11.02	129	2,277	134	117	53.39	46.61
9	30	2016	6	13	251	11.02	130	2,277	132	119	52.59	47.41
10	14	2016	6	12	251	11.02	131	2,277	141	110	56.18	43.82
10	17	2016	2	15	251	11.02	132	2,277	131	120	52.19	47.81
7	6	2016	4	15	250	10.98	133	2,277	129	121	51.60	48.40
7	13	2016	4	13	250	10.98	134	2,277	130	120	52.00	48.00
7	22	2016	6	15	250	10.98	135	2,277	140	110	56.00	44.00
7	29	2016	6	13	250	10.98	136	2,277	127	123	50.80	49.20
8	1	2016	2	17	250	10.98	137	2,277	136	114	54.40	45.60
8	4	2016	5	17	250	10.98	138	2,277	134	116	53.60	46.40
8	31	2016	4	13	250	10.98	139	2,277	131	119	52.40	47.60
9	16	2016	6	12	250	10.98	140	2,277	127	123	50.80	49.20
10	22	2016	7	12	250	10.98	141	2,277	111	139	44.40	55.60
11	18	2016	6	15	250	10.98	142	2,277	135	115	54.00	46.00
7	1	2016	6	13	249	10.94	143	2,277	137	112	55.02	44.98
7	21	2016	5	15	249	10.94	144	2,277	142	107	57.03	42.97
8	8	2016	2	13	249	10.94	145	2,277	116	133	46.59	53.41
8	11	2016	5	18	249	10.94	146	2,277	143	106	57.43	42.57
9	19	2016	2	17	249	10.94	147	2,277	135	114	54.22	45.78
6	6	2016	2	13	248	10.89	148	2,277	126	122	50.81	49.19
6	22	2016	4	12	248	10.89	149	2,277	130	118	52.42	47.58
7	1	2016	6	11	248	10.89	150	2,277	105	143	42.34	57.66
8	6	2016	7	13	248	10.89	151	2,277	125	123	50.40	49.60
8	19	2016	6	13	248	10.89	152	2,277	148	100	59.68	40.32
8	23	2016	3	16	248	10.89	153	2,277	125	123	50.40	49.60
9	3	2016	7	19	248	10.89	154	2,277	100	148	40.32	59.68
10	14	2016	6	17	248	10.89	155	2,277	130	118	52.42	47.58
10	21	2016	6	13	248	10.89	156	2,277	96	152	38.71	61.29
7	13	2016	4	17	247	10.85	157	2,277	132	115	53.44	46.56
7	31	2016	1	13	247	10.85	158	2,277	121	126	48.99	51.01
8	5	2016	6	16	247	10.85	159	2,277	125	122	50.61	49.39
8	13	2016	7	15	247	10.85	160	2,277	119	128	48.18	51.82
8	22	2016	2	12	247	10.85	161	2,277	124	123	50.20	49.80
9	4	2016	1	15	247	10.85	162	2,277	130	117	52.63	47.37
4	16	2016	7	12	246	10.80	163	2,277	113	133	45.93	54.07
5	9	2016	2	17	246	10.80	164	2,277	135	111	54.88	45.12
6	6	2016	2	16	246	10.80	165	2,277	124	122	50.41	49.59
7	2	2016	7	14	246	10.80	166	2,277	115	131	46.75	53.25
8	8	2016	2	15	246	10.80	167	2,277	118	128	47.97	52.03
10	21	2016	6	17	246	10.80	168	2,277	138	108	56.10	43.90
6	9	2016	5	18	245	10.76	169	2,277	126	119	51.43	48.57

MO	DY	YR	DAY OF WK	HR	HR VOL	PERCENT OF AADT	HOUR NUMBER	AADT	EAST VOLUME	WEST VOLUME	PERCENT EAST IS OF TOTAL VOLUME	PERCENT WEST IS OF TOTAL VOLUME
7	5	2016	3	15	245	10.76	170	2,277	127	118	51.84	48.16
7	22	2016	6	13	245	10.76	171	2,277	132	113	53.88	46.12
8	12	2016	6	14	245	10.76	172	2,277	133	112	54.29	45.71
8	12	2016	6	16	245	10.76	173	2,277	122	123	49.80	50.20
8	19	2016	6	14	245	10.76	174	2,277	141	104	57.55	42.45
8	24	2016	4	12	245	10.76	175	2,277	142	103	57.96	42.04
9	26	2016	2	17	245	10.76	176	2,277	146	99	59.59	40.41
7	27	2016	4	13	244	10.72	177	2,277	125	119	51.23	48.77
7	29	2016	6	15	244	10.72	178	2,277	143	101	58.61	41.39
8	3	2016	4	13	244	10.72	179	2,277	138	106	56.56	43.44
8	19	2016	6	12	244	10.72	180	2,277	121	123	49.59	50.41
8	24	2016	4	11	244	10.72	181	2,277	128	116	52.46	47.54
8	25	2016	5	17	244	10.72	182	2,277	134	110	54.92	45.08
8	26	2016	6	15	244	10.72	183	2,277	139	105	56.97	43.03
9	23	2016	6	15	244	10.72	184	2,277	134	110	54.92	45.08
4	16	2016	7	14	243	10.67	185	2,277	93	150	38.27	61.73
5	3	2016	3	13	243	10.67	186	2,277	120	123	49.38	50.62
6	3	2016	6	15	243	10.67	187	2,277	124	119	51.03	48.97
6	15	2016	4	17	243	10.67	188	2,277	139	104	57.20	42.80
6	16	2016	5	12	243	10.67	189	2,277	127	116	52.26	47.74
7	2	2016	7	12	243	10.67	190	2,277	94	149	38.68	61.32
7	5	2016	3	13	243	10.67	191	2,277	127	116	52.26	47.74
7	11	2016	2	14	243	10.67	192	2,277	119	124	48.97	51.03
7	14	2016	5	15	243	10.67	193	2,277	134	109	55.14	44.86
8	3	2016	4	12	243	10.67	194	2,277	125	118	51.44	48.56
8	4	2016	5	15	243	10.67	195	2,277	141	102	58.02	41.98
8	16	2016	3	14	243	10.67	196	2,277	138	105	56.79	43.21
10	20	2016	5	13	243	10.67	197	2,277	118	125	48.56	51.44
6	10	2016	6	12	242	10.63	198	2,277	113	129	46.69	53.31
6	10	2016	6	16	242	10.63	199	2,277	127	115	52.48	47.52
6	24	2016	6	16	242	10.63	200	2,277	137	105	56.61	43.39



AADT= 199,619      K 30 FACTOR= 7.80      K 100 FACTOR= 7.68      K 200 FACTOR= 7.53      D 30 FACTOR= 55.93



MO	DY	YR	DAY OF WK	HR	HR VOL	PERCENT OF AADT	HOUR NUMBER	AADT	NORTH VOLUME	SOUTH VOLUME	PERCENT NORTH IS OF TOTAL VOLUME	PERCENT SOUTH IS OF TOTAL VOLUME
12	15	2016	5	16	16,229	8.13	1	199,619	8,908	7,321	54.89	45.11
9	16	2016	6	16	16,104	8.07	2	199,619	8,857	7,247	55.00	45.00
6	3	2016	6	16	16,054	8.04	3	199,619	8,923	7,131	55.58	44.42
9	30	2016	6	16	16,042	8.04	4	199,619	8,823	7,219	55.00	45.00
9	23	2016	6	16	15,904	7.97	5	199,619	9,111	6,793	57.29	42.71
11	11	2016	6	16	15,887	7.96	6	199,619	8,771	7,116	55.21	44.79
9	15	2016	5	16	15,858	7.94	7	199,619	9,067	6,791	57.18	42.82
12	20	2016	3	16	15,832	7.93	8	199,619	8,716	7,116	55.05	44.95
10	7	2016	6	17	15,809	7.92	9	199,619	9,193	6,616	58.15	41.85
6	10	2016	6	17	15,794	7.91	10	199,619	9,225	6,569	58.41	41.59
11	10	2016	5	16	15,790	7.91	11	199,619	9,001	6,789	57.00	43.00
11	18	2016	6	16	15,783	7.91	12	199,619	8,966	6,817	56.81	43.19
6	2	2016	5	16	15,766	7.90	13	199,619	8,788	6,978	55.74	44.26
10	12	2016	4	17	15,721	7.88	14	199,619	9,192	6,529	58.47	41.53
10	7	2016	6	16	15,710	7.87	15	199,619	8,850	6,860	56.33	43.67
5	26	2016	5	16	15,700	7.86	16	199,619	8,829	6,871	56.24	43.76

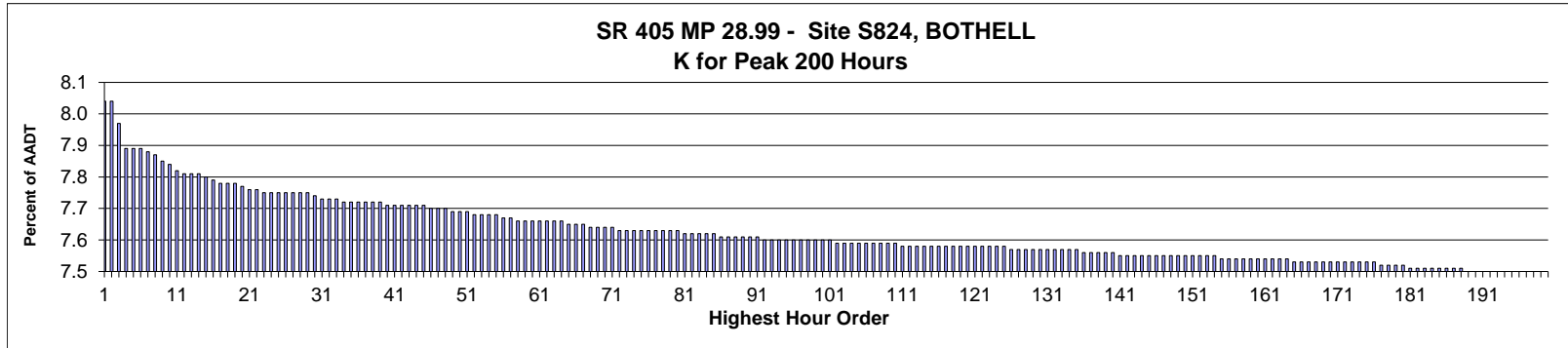
MO	DY	YR	DAY OF WK	HR	HR VOL	PERCENT OF AADT	HOUR NUMBER	AADT	NORTH VOLUME	SOUTH VOLUME	PERCENT NORTH IS OF TOTAL VOLUME	PERCENT SOUTH IS OF TOTAL VOLUME
9	22	2016	5	16	15,689	7.86	17	199,619	8,856	6,833	56.45	43.55
9	9	2016	6	17	15,679	7.85	18	199,619	9,228	6,451	58.86	41.14
5	24	2016	3	17	15,671	7.85	19	199,619	9,221	6,450	58.84	41.16
6	3	2016	6	17	15,666	7.85	20	199,619	9,032	6,634	57.65	42.35
10	27	2016	5	16	15,645	7.84	21	199,619	8,720	6,925	55.74	44.26
7	29	2016	6	16	15,627	7.83	22	199,619	8,626	7,001	55.20	44.80
10	31	2016	2	17	15,622	7.83	23	199,619	9,520	6,102	60.94	39.06
9	8	2016	5	17	15,612	7.82	24	199,619	9,173	6,439	58.76	41.24
8	10	2016	4	16	15,611	7.82	25	199,619	8,946	6,665	57.31	42.69
9	23	2016	6	17	15,603	7.82	26	199,619	9,059	6,544	58.06	41.94
6	15	2016	4	16	15,597	7.81	27	199,619	8,790	6,807	56.36	43.64
9	20	2016	3	16	15,580	7.80	28	199,619	8,709	6,871	55.90	44.10
10	20	2016	5	17	15,580	7.80	29	199,619	9,085	6,495	58.31	41.69
7	1	2016	6	16	15,576	7.80	30	199,619	8,711	6,865	55.93	44.07
9	20	2016	3	17	15,574	7.80	31	199,619	9,063	6,511	58.19	41.81
7	13	2016	4	16	15,573	7.80	32	199,619	8,774	6,799	56.34	43.66
12	20	2016	3	17	15,570	7.80	33	199,619	8,657	6,913	55.60	44.40
5	12	2016	5	16	15,569	7.80	34	199,619	8,826	6,743	56.69	43.31
8	18	2016	5	16	15,569	7.80	35	199,619	8,776	6,793	56.37	43.63
9	9	2016	6	16	15,547	7.79	36	199,619	8,767	6,780	56.39	43.61
11	10	2016	5	17	15,532	7.78	37	199,619	8,688	6,844	55.94	44.06
11	7	2016	2	16	15,529	7.78	38	199,619	8,735	6,794	56.25	43.75
12	14	2016	4	16	15,525	7.78	39	199,619	8,759	6,766	56.42	43.58
11	4	2016	6	17	15,523	7.78	40	199,619	8,841	6,682	56.95	43.05
8	10	2016	4	17	15,519	7.77	41	199,619	9,009	6,510	58.05	41.95
9	29	2016	5	16	15,519	7.77	42	199,619	8,888	6,631	57.27	42.73
7	15	2016	6	15	15,513	7.77	43	199,619	8,105	7,408	52.25	47.75
7	20	2016	4	17	15,508	7.77	44	199,619	9,152	6,356	59.01	40.99
5	13	2016	6	16	15,505	7.77	45	199,619	8,689	6,816	56.04	43.96
9	28	2016	4	16	15,500	7.76	46	199,619	8,681	6,819	56.01	43.99
10	18	2016	3	17	15,484	7.76	47	199,619	9,144	6,340	59.05	40.95
5	19	2016	5	16	15,482	7.76	48	199,619	8,715	6,767	56.29	43.71
6	24	2016	6	16	15,480	7.75	49	199,619	8,618	6,862	55.67	44.33
12	8	2016	5	16	15,480	7.75	50	199,619	8,924	6,556	57.65	42.35
6	30	2016	5	16	15,467	7.75	51	199,619	8,517	6,950	55.07	44.93
6	7	2016	3	16	15,452	7.74	52	199,619	8,803	6,649	56.97	43.03
10	22	2016	7	17	15,452	7.74	53	199,619	7,666	7,786	49.61	50.39
9	13	2016	3	16	15,451	7.74	54	199,619	8,654	6,797	56.01	43.99
10	25	2016	3	17	15,451	7.74	55	199,619	9,089	6,362	58.82	41.18
5	11	2016	4	16	15,449	7.74	56	199,619	8,774	6,675	56.79	43.21
11	11	2016	6	17	15,447	7.74	57	199,619	8,835	6,612	57.20	42.80
6	29	2016	4	16	15,446	7.74	58	199,619	8,713	6,733	56.41	43.59
5	18	2016	4	17	15,436	7.73	59	199,619	8,654	6,782	56.06	43.94
6	10	2016	6	16	15,434	7.73	60	199,619	8,206	7,228	53.17	46.83
7	28	2016	5	16	15,433	7.73	61	199,619	8,572	6,861	55.54	44.46
8	12	2016	6	15	15,425	7.73	62	199,619	8,236	7,189	53.39	46.61
10	22	2016	7	13	15,423	7.73	63	199,619	7,871	7,552	51.03	48.97
9	30	2016	6	17	15,418	7.72	64	199,619	9,109	6,309	59.08	40.92
7	8	2016	6	16	15,417	7.72	65	199,619	8,556	6,861	55.50	44.50
7	14	2016	5	16	15,417	7.72	66	199,619	8,570	6,847	55.59	44.41
12	1	2016	5	16	15,415	7.72	67	199,619	8,745	6,670	56.73	43.27



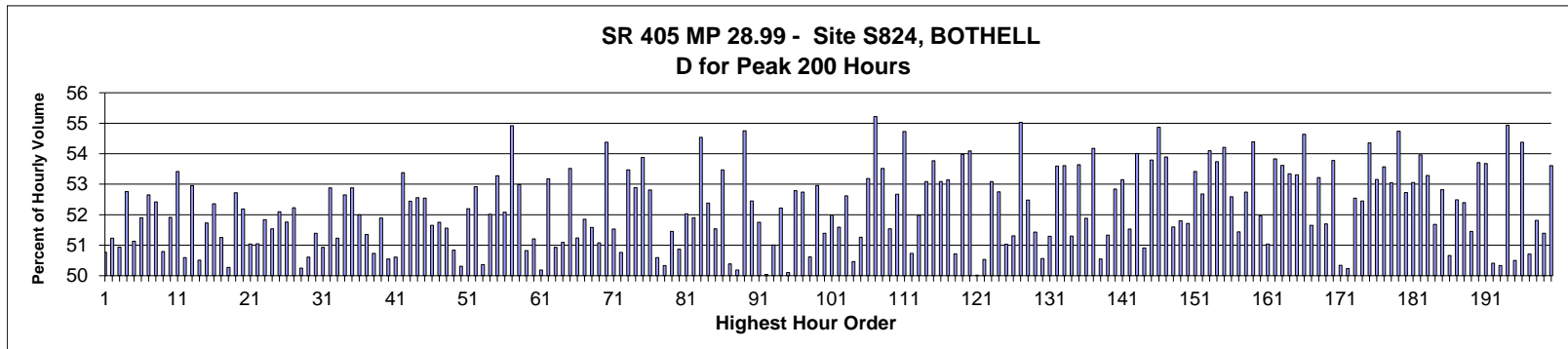
MO	DY	YR	DAY OF WK	HR	HR VOL	PERCENT OF AADT	HOUR NUMBER	AADT	NORTH VOLUME	SOUTH VOLUME	PERCENT NORTH IS OF TOTAL VOLUME	PERCENT SOUTH IS OF TOTAL VOLUME
6	30	2016	5	17	15,414	7.72	68	199,619	8,957	6,457	58.11	41.89
6	14	2016	3	17	15,411	7.72	69	199,619	8,867	6,544	57.54	42.46
10	5	2016	4	17	15,409	7.72	70	199,619	9,093	6,316	59.01	40.99
10	22	2016	7	14	15,400	7.71	71	199,619	7,817	7,583	50.76	49.24
11	18	2016	6	17	15,398	7.71	72	199,619	8,867	6,531	57.59	42.41
10	21	2016	6	17	15,397	7.71	73	199,619	9,008	6,389	58.50	41.50
6	10	2016	6	15	15,393	7.71	74	199,619	8,038	7,355	52.22	47.78
9	8	2016	5	16	15,391	7.71	75	199,619	8,814	6,577	57.27	42.73
11	29	2016	3	17	15,376	7.70	76	199,619	8,989	6,387	58.46	41.54
10	21	2016	6	16	15,372	7.70	77	199,619	8,629	6,743	56.13	43.87
5	4	2016	4	16	15,365	7.70	78	199,619	8,573	6,792	55.80	44.20
5	25	2016	4	16	15,364	7.70	79	199,619	8,553	6,811	55.67	44.33
10	28	2016	6	17	15,362	7.70	80	199,619	9,017	6,345	58.70	41.30
10	11	2016	3	16	15,355	7.69	81	199,619	8,891	6,464	57.90	42.10
6	9	2016	5	17	15,354	7.69	82	199,619	8,853	6,501	57.66	42.34
9	6	2016	3	17	15,354	7.69	83	199,619	9,134	6,220	59.49	40.51
6	17	2016	6	17	15,351	7.69	84	199,619	8,907	6,444	58.02	41.98
11	23	2016	4	16	15,346	7.69	85	199,619	8,705	6,641	56.72	43.28
10	5	2016	4	16	15,345	7.69	86	199,619	8,738	6,607	56.94	43.06
5	18	2016	4	16	15,344	7.69	87	199,619	8,603	6,741	56.07	43.93
10	28	2016	6	16	15,344	7.69	88	199,619	8,350	6,994	54.42	45.58
7	28	2016	5	17	15,341	7.69	89	199,619	9,154	6,187	59.67	40.33
8	25	2016	5	16	15,339	7.68	90	199,619	8,499	6,840	55.41	44.59
8	31	2016	4	16	15,338	7.68	91	199,619	8,629	6,709	56.26	43.74
8	23	2016	3	17	15,337	7.68	92	199,619	8,962	6,375	58.43	41.57
11	7	2016	2	17	15,337	7.68	93	199,619	9,271	6,066	60.45	39.55
12	13	2016	3	16	15,336	7.68	94	199,619	8,697	6,639	56.71	43.29
7	27	2016	4	16	15,334	7.68	95	199,619	8,465	6,869	55.20	44.80
9	30	2016	6	15	15,333	7.68	96	199,619	8,174	7,159	53.31	46.69
10	22	2016	7	15	15,331	7.68	97	199,619	7,919	7,412	51.65	48.35
5	4	2016	4	17	15,329	7.68	98	199,619	8,865	6,464	57.83	42.17
7	15	2016	6	16	15,329	7.68	99	199,619	8,522	6,807	55.59	44.41
10	11	2016	3	17	15,329	7.68	100	199,619	8,903	6,426	58.08	41.92
10	17	2016	2	17	15,328	7.68	101	199,619	9,231	6,097	60.22	39.78
8	26	2016	6	16	15,316	7.67	102	199,619	8,628	6,688	56.33	43.67
10	20	2016	5	16	15,311	7.67	103	199,619	8,793	6,518	57.43	42.57
7	12	2016	3	17	15,310	7.67	104	199,619	8,835	6,475	57.71	42.29
5	27	2016	6	16	15,308	7.67	105	199,619	8,380	6,928	54.74	45.26
6	14	2016	3	16	15,305	7.67	106	199,619	8,681	6,624	56.72	43.28
7	15	2016	6	17	15,302	7.67	107	199,619	8,827	6,475	57.69	42.31
8	2	2016	3	17	15,298	7.66	108	199,619	8,943	6,355	58.46	41.54
10	18	2016	3	16	15,298	7.66	109	199,619	8,694	6,604	56.83	43.17
8	25	2016	5	17	15,297	7.66	110	199,619	8,917	6,380	58.29	41.71
11	17	2016	5	16	15,295	7.66	111	199,619	8,536	6,759	55.81	44.19
5	17	2016	3	16	15,292	7.66	112	199,619	8,800	6,492	57.55	42.45
8	30	2016	3	17	15,289	7.66	113	199,619	9,194	6,095	60.13	39.87
11	3	2016	5	16	15,288	7.66	114	199,619	8,621	6,667	56.39	43.61
5	20	2016	6	16	15,284	7.66	115	199,619	8,240	7,044	53.91	46.09
6	2	2016	5	17	15,284	7.66	116	199,619	8,890	6,394	58.17	41.83
5	3	2016	3	17	15,283	7.66	117	199,619	9,046	6,237	59.19	40.81
9	29	2016	5	17	15,280	7.65	118	199,619	8,685	6,595	56.84	43.16

MO	DY	YR	DAY OF WK	HR	HR VOL	PERCENT OF AADT	HOUR NUMBER	AADT	NORTH VOLUME	SOUTH VOLUME	PERCENT NORTH IS OF TOTAL VOLUME	PERCENT SOUTH IS OF TOTAL VOLUME
9	13	2016	3	17	15,277	7.65	119	199,619	9,004	6,273	58.94	41.06
5	25	2016	4	17	15,272	7.65	120	199,619	8,764	6,508	57.39	42.61
10	6	2016	5	16	15,272	7.65	121	199,619	8,658	6,614	56.69	43.31
5	11	2016	4	17	15,267	7.65	122	199,619	8,904	6,363	58.32	41.68
8	24	2016	4	16	15,267	7.65	123	199,619	8,706	6,561	57.02	42.98
10	22	2016	7	16	15,267	7.65	124	199,619	7,906	7,361	51.78	48.22
5	17	2016	3	17	15,265	7.65	125	199,619	9,000	6,265	58.96	41.04
7	13	2016	4	17	15,265	7.65	126	199,619	8,881	6,384	58.18	41.82
8	12	2016	6	16	15,254	7.64	127	199,619	8,357	6,897	54.79	45.21
8	11	2016	5	16	15,250	7.64	128	199,619	8,644	6,606	56.68	43.32
9	14	2016	4	17	15,244	7.64	129	199,619	8,969	6,275	58.84	41.16
12	15	2016	5	17	15,244	7.64	130	199,619	8,723	6,521	57.22	42.78
9	21	2016	4	17	15,242	7.64	131	199,619	8,930	6,312	58.59	41.41
6	17	2016	6	16	15,240	7.63	132	199,619	8,346	6,894	54.76	45.24
5	24	2016	3	16	15,235	7.63	133	199,619	8,672	6,563	56.92	43.08
7	5	2016	3	17	15,234	7.63	134	199,619	8,998	6,236	59.07	40.93
10	27	2016	5	17	15,228	7.63	135	199,619	8,794	6,434	57.75	42.25
8	5	2016	6	16	15,224	7.63	136	199,619	8,828	6,396	57.99	42.01
5	10	2016	3	16	15,222	7.63	137	199,619	8,650	6,572	56.83	43.17
9	16	2016	6	15	15,217	7.62	138	199,619	7,993	7,224	52.53	47.47
10	10	2016	2	17	15,216	7.62	139	199,619	9,081	6,135	59.68	40.32
5	19	2016	5	17	15,215	7.62	140	199,619	8,865	6,350	58.26	41.74
6	15	2016	4	17	15,207	7.62	141	199,619	8,723	6,484	57.36	42.64
9	27	2016	3	16	15,202	7.62	142	199,619	8,715	6,487	57.33	42.67
6	9	2016	5	16	15,198	7.61	143	199,619	8,406	6,792	55.31	44.69
5	31	2016	3	17	15,195	7.61	144	199,619	9,110	6,085	59.95	40.05
8	9	2016	3	17	15,193	7.61	145	199,619	8,890	6,303	58.51	41.49
8	9	2016	3	16	15,192	7.61	146	199,619	8,781	6,411	57.80	42.20
8	2	2016	3	16	15,190	7.61	147	199,619	8,673	6,517	57.10	42.90
8	30	2016	3	16	15,187	7.61	148	199,619	8,751	6,436	57.62	42.38
11	21	2016	2	17	15,184	7.61	149	199,619	9,154	6,030	60.29	39.71
7	6	2016	4	16	15,181	7.60	150	199,619	8,645	6,536	56.95	43.05
6	1	2016	4	16	15,178	7.60	151	199,619	8,649	6,529	56.98	43.02
6	22	2016	4	16	15,178	7.60	152	199,619	8,606	6,572	56.70	43.30
7	26	2016	3	16	15,173	7.60	153	199,619	8,581	6,592	56.55	43.45
11	1	2016	3	16	15,173	7.60	154	199,619	8,884	6,289	58.55	41.45
5	23	2016	2	17	15,170	7.60	155	199,619	9,028	6,142	59.51	40.49
11	3	2016	5	17	15,167	7.60	156	199,619	8,856	6,311	58.39	41.61
12	21	2016	4	16	15,165	7.60	157	199,619	8,500	6,665	56.05	43.95
7	26	2016	3	17	15,161	7.59	158	199,619	8,811	6,350	58.12	41.88
5	10	2016	3	17	15,160	7.59	159	199,619	8,726	6,434	57.56	42.44
11	16	2016	4	17	15,160	7.59	160	199,619	8,864	6,296	58.47	41.53
8	18	2016	5	17	15,158	7.59	161	199,619	8,519	6,639	56.20	43.80
7	20	2016	4	16	15,155	7.59	162	199,619	8,738	6,417	57.66	42.34
10	25	2016	3	16	15,155	7.59	163	199,619	8,722	6,433	57.55	42.45
11	1	2016	3	17	15,155	7.59	164	199,619	8,987	6,168	59.30	40.70
7	6	2016	4	17	15,141	7.58	165	199,619	9,044	6,097	59.73	40.27
10	12	2016	4	16	15,141	7.58	166	199,619	8,507	6,634	56.19	43.81
9	21	2016	4	16	15,134	7.58	167	199,619	8,589	6,545	56.75	43.25
8	31	2016	4	17	15,132	7.58	168	199,619	8,659	6,473	57.22	42.78
12	7	2016	4	16	15,129	7.58	169	199,619	8,271	6,858	54.67	45.33

MO	DY	YR	DAY OF WK	HR	HR VOL	PERCENT OF AADT	HOUR NUMBER	AADT	NORTH VOLUME	SOUTH VOLUME	PERCENT NORTH IS OF TOTAL VOLUME	PERCENT SOUTH IS OF TOTAL VOLUME
11	2	2016	4	16	15,122	7.58	170	199,619	8,602	6,520	56.88	43.12
10	19	2016	4	16	15,117	7.57	171	199,619	8,730	6,387	57.75	42.25
8	15	2016	2	17	15,113	7.57	172	199,619	9,082	6,031	60.09	39.91
11	16	2016	4	16	15,111	7.57	173	199,619	8,609	6,502	56.97	43.03
5	13	2016	6	17	15,108	7.57	174	199,619	8,787	6,321	58.16	41.84
6	17	2016	6	15	15,107	7.57	175	199,619	8,066	7,041	53.39	46.61
11	29	2016	3	16	15,107	7.57	176	199,619	8,646	6,461	57.23	42.77
11	2	2016	4	17	15,098	7.56	177	199,619	8,766	6,332	58.06	41.94
8	23	2016	3	16	15,096	7.56	178	199,619	8,520	6,576	56.44	43.56
11	19	2016	7	13	15,096	7.56	179	199,619	7,702	7,394	51.02	48.98
8	12	2016	6	17	15,086	7.56	180	199,619	8,712	6,374	57.75	42.25
7	27	2016	4	17	15,085	7.56	181	199,619	8,633	6,452	57.23	42.77
6	7	2016	3	17	15,081	7.55	182	199,619	8,735	6,346	57.92	42.08
10	12	2016	4	18	15,079	7.55	183	199,619	8,785	6,294	58.26	41.74
7	15	2016	6	18	15,078	7.55	184	199,619	9,023	6,055	59.84	40.16
8	8	2016	2	18	15,064	7.55	185	199,619	9,290	5,774	61.67	38.33
12	15	2016	5	15	15,061	7.54	186	199,619	7,941	7,120	52.73	47.27
12	14	2016	4	17	15,053	7.54	187	199,619	8,604	6,449	57.16	42.84
11	4	2016	6	16	15,052	7.54	188	199,619	8,208	6,844	54.53	45.47
8	26	2016	6	17	15,050	7.54	189	199,619	8,779	6,271	58.33	41.67
7	7	2016	5	17	15,046	7.54	190	199,619	8,576	6,470	57.00	43.00
7	19	2016	3	17	15,046	7.54	191	199,619	8,876	6,170	58.99	41.01
9	15	2016	5	17	15,046	7.54	192	199,619	8,574	6,472	56.99	43.01
7	8	2016	6	17	15,044	7.54	193	199,619	8,717	6,327	57.94	42.06
5	23	2016	2	16	15,038	7.53	194	199,619	8,642	6,396	57.47	42.53
8	26	2016	6	15	15,032	7.53	195	199,619	8,035	6,997	53.45	46.55
8	19	2016	6	16	15,028	7.53	196	199,619	8,524	6,504	56.72	43.28
5	3	2016	3	16	15,022	7.53	197	199,619	8,288	6,734	55.17	44.83
6	2	2016	5	18	15,022	7.53	198	199,619	8,916	6,106	59.35	40.65
9	22	2016	5	18	15,022	7.53	199	199,619	9,071	5,951	60.38	39.62
9	29	2016	5	18	15,022	7.53	200	199,619	9,076	5,946	60.42	39.58



AADT= 122,736      K 30 FACTOR= 7.74      K 100 FACTOR= 7.60      K 200 FACTOR= 7.50      D 30 FACTOR= 51.39



MO	DY	YR	DAY OF WK	HR	HR VOL	PERCENT OF AADT	HOUR NUMBER	AADT	NORTH VOLUME	SOUTH VOLUME	PERCENT NORTH IS OF TOTAL VOLUME	PERCENT SOUTH IS OF TOTAL VOLUME
4	29	2016	6	16	9,873	8.04	1	122,736	5,013	4,860	50.77	49.23
3	25	2016	6	16	9,862	8.04	2	122,736	5,052	4,810	51.23	48.77
6	10	2016	6	16	9,783	7.97	3	122,736	4,983	4,800	50.94	49.06
3	25	2016	6	17	9,688	7.89	4	122,736	5,111	4,577	52.76	47.24
11	23	2016	4	16	9,679	7.89	5	122,736	4,949	4,730	51.13	48.87
4	29	2016	6	17	9,678	7.89	6	122,736	5,023	4,655	51.90	48.10
6	2	2016	5	16	9,672	7.88	7	122,736	5,092	4,580	52.65	47.35
5	19	2016	5	16	9,656	7.87	8	122,736	5,062	4,594	52.42	47.58
7	15	2016	6	16	9,633	7.85	9	122,736	4,893	4,740	50.79	49.21
3	24	2016	5	16	9,619	7.84	10	122,736	4,993	4,626	51.91	48.09
10	7	2016	6	16	9,602	7.82	11	122,736	5,129	4,473	53.42	46.58
5	27	2016	6	15	9,587	7.81	12	122,736	4,850	4,737	50.59	49.41
9	23	2016	6	16	9,586	7.81	13	122,736	5,077	4,509	52.96	47.04
11	11	2016	6	16	9,582	7.81	14	122,736	4,742	4,840	49.49	50.51
4	28	2016	5	16	9,577	7.80	15	122,736	4,954	4,623	51.73	48.27
11	18	2016	6	16	9,567	7.79	16	122,736	5,009	4,558	52.36	47.64

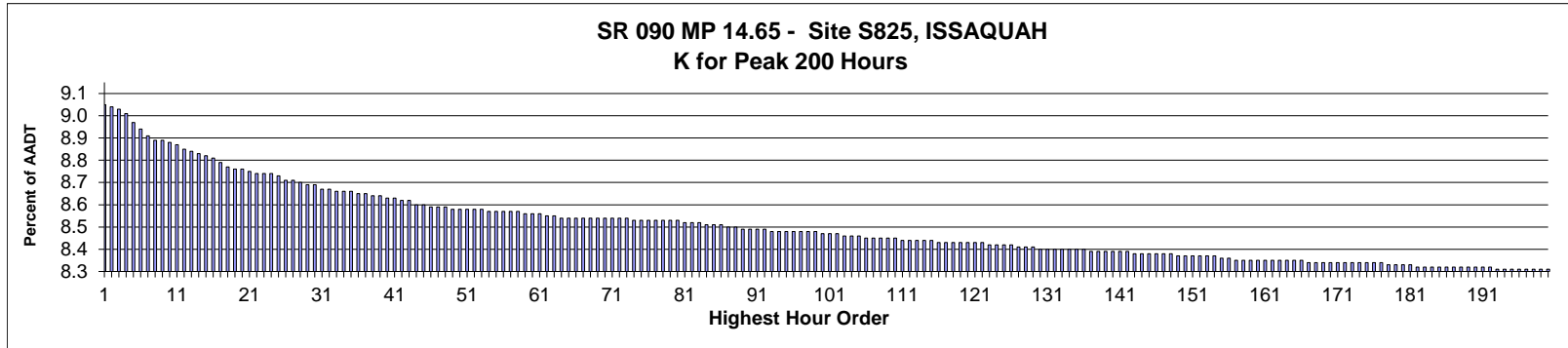
MO	DY	YR	DAY OF WK	HR	HR VOL	PERCENT OF AADT	HOUR NUMBER	AADT	NORTH VOLUME	SOUTH VOLUME	PERCENT NORTH IS OF TOTAL VOLUME	PERCENT SOUTH IS OF TOTAL VOLUME
4	29	2016	6	15	9,552	7.78	17	122,736	4,657	4,895	48.75	51.25
6	17	2016	6	17	9,549	7.78	18	122,736	4,749	4,800	49.73	50.27
4	13	2016	4	16	9,544	7.78	19	122,736	5,032	4,512	52.72	47.28
3	18	2016	6	16	9,536	7.77	20	122,736	4,977	4,559	52.19	47.81
4	15	2016	6	16	9,520	7.76	21	122,736	4,859	4,661	51.04	48.96
9	30	2016	6	16	9,520	7.76	22	122,736	4,860	4,660	51.05	48.95
6	15	2016	4	16	9,518	7.75	23	122,736	4,934	4,584	51.84	48.16
6	9	2016	5	16	9,510	7.75	24	122,736	4,901	4,609	51.54	48.46
5	18	2016	4	16	9,509	7.75	25	122,736	4,954	4,555	52.10	47.90
9	16	2016	6	16	9,509	7.75	26	122,736	4,922	4,587	51.76	48.24
9	29	2016	5	16	9,509	7.75	27	122,736	4,967	4,542	52.23	47.77
11	11	2016	6	15	9,509	7.75	28	122,736	4,731	4,778	49.75	50.25
7	8	2016	6	16	9,508	7.75	29	122,736	4,812	4,696	50.61	49.39
5	5	2016	5	16	9,499	7.74	30	122,736	4,882	4,617	51.39	48.61
7	15	2016	6	15	9,489	7.73	31	122,736	4,656	4,833	49.07	50.93
11	7	2016	2	16	9,487	7.73	32	122,736	5,017	4,470	52.88	47.12
11	11	2016	6	17	9,484	7.73	33	122,736	4,859	4,625	51.23	48.77
10	21	2016	6	16	9,481	7.72	34	122,736	4,992	4,489	52.65	47.35
3	23	2016	4	16	9,480	7.72	35	122,736	5,013	4,467	52.88	47.12
4	8	2016	6	17	9,480	7.72	36	122,736	4,930	4,550	52.00	48.00
5	13	2016	6	16	9,479	7.72	37	122,736	4,867	4,612	51.35	48.65
11	12	2016	7	15	9,478	7.72	38	122,736	4,808	4,670	50.73	49.27
12	15	2016	5	16	9,474	7.72	39	122,736	4,916	4,558	51.89	48.11
6	17	2016	6	15	9,465	7.71	40	122,736	4,785	4,680	50.55	49.45
5	6	2016	6	16	9,463	7.71	41	122,736	4,789	4,674	50.61	49.39
3	24	2016	5	17	9,462	7.71	42	122,736	5,051	4,411	53.38	46.62
2	25	2016	5	16	9,460	7.71	43	122,736	4,961	4,499	52.44	47.56
6	22	2016	4	17	9,460	7.71	44	122,736	4,972	4,488	52.56	47.44
3	3	2016	5	16	9,457	7.71	45	122,736	4,969	4,488	52.54	47.46
6	30	2016	5	16	9,452	7.70	46	122,736	4,882	4,570	51.65	48.35
5	26	2016	5	16	9,449	7.70	47	122,736	4,890	4,559	51.75	48.25
6	14	2016	3	16	9,447	7.70	48	122,736	4,871	4,576	51.56	48.44
6	10	2016	6	15	9,442	7.69	49	122,736	4,642	4,800	49.16	50.84
12	22	2016	5	15	9,437	7.69	50	122,736	4,689	4,748	49.69	50.31
5	27	2016	6	16	9,436	7.69	51	122,736	4,926	4,510	52.20	47.80
6	10	2016	6	17	9,432	7.68	52	122,736	4,991	4,441	52.92	47.08
4	7	2016	5	16	9,430	7.68	53	122,736	4,749	4,681	50.36	49.64
6	11	2016	7	15	9,426	7.68	54	122,736	4,524	4,902	47.99	52.01
10	31	2016	2	17	9,425	7.68	55	122,736	5,022	4,403	53.28	46.72
6	16	2016	5	17	9,417	7.67	56	122,736	4,904	4,513	52.08	47.92
3	22	2016	3	17	9,416	7.67	57	122,736	5,171	4,245	54.92	45.08
5	5	2016	5	17	9,406	7.66	58	122,736	4,984	4,422	52.99	47.01
6	14	2016	3	15	9,403	7.66	59	122,736	4,624	4,779	49.18	50.82
4	6	2016	4	16	9,402	7.66	60	122,736	4,815	4,587	51.21	48.79
12	16	2016	6	17	9,401	7.66	61	122,736	4,718	4,683	50.19	49.81
7	12	2016	3	17	9,399	7.66	62	122,736	4,998	4,401	53.18	46.82
4	1	2016	6	16	9,398	7.66	63	122,736	4,786	4,612	50.93	49.07
7	1	2016	6	16	9,397	7.66	64	122,736	4,801	4,596	51.09	48.91
5	24	2016	3	16	9,393	7.65	65	122,736	5,027	4,366	53.52	46.48
12	21	2016	4	15	9,393	7.65	66	122,736	4,813	4,580	51.24	48.76
11	10	2016	5	17	9,389	7.65	67	122,736	4,868	4,521	51.85	48.15

MO	DY	YR	DAY OF WK	HR	HR VOL	PERCENT OF AADT	HOUR NUMBER	AADT	NORTH VOLUME	SOUTH VOLUME	PERCENT NORTH IS OF TOTAL VOLUME	PERCENT SOUTH IS OF TOTAL VOLUME
2	26	2016	6	16	9,380	7.64	68	122,736	4,838	4,542	51.58	48.42
11	18	2016	6	15	9,378	7.64	69	122,736	4,790	4,588	51.08	48.92
5	26	2016	5	17	9,377	7.64	70	122,736	5,099	4,278	54.38	45.62
5	11	2016	4	16	9,371	7.64	71	122,736	4,829	4,542	51.53	48.47
9	16	2016	6	15	9,368	7.63	72	122,736	4,613	4,755	49.24	50.76
4	28	2016	5	17	9,366	7.63	73	122,736	5,008	4,358	53.47	46.53
9	30	2016	6	17	9,366	7.63	74	122,736	4,954	4,412	52.89	47.11
4	9	2016	7	13	9,365	7.63	75	122,736	5,046	4,319	53.88	46.12
6	2	2016	5	17	9,365	7.63	76	122,736	4,946	4,419	52.81	47.19
9	30	2016	6	15	9,365	7.63	77	122,736	4,627	4,738	49.41	50.59
12	15	2016	5	15	9,365	7.63	78	122,736	4,652	4,713	49.67	50.33
6	11	2016	7	14	9,364	7.63	79	122,736	4,818	4,546	51.45	48.55
2	5	2016	6	16	9,363	7.63	80	122,736	4,763	4,600	50.87	49.13
9	23	2016	6	17	9,358	7.62	81	122,736	4,869	4,489	52.03	47.97
8	10	2016	4	16	9,357	7.62	82	122,736	4,856	4,501	51.90	48.10
3	14	2016	2	17	9,356	7.62	83	122,736	5,103	4,253	54.54	45.46
9	24	2016	7	15	9,354	7.62	84	122,736	4,900	4,454	52.38	47.62
4	7	2016	5	17	9,350	7.62	85	122,736	4,819	4,531	51.54	48.46
5	25	2016	4	16	9,346	7.61	86	122,736	4,997	4,349	53.47	46.53
9	23	2016	6	15	9,345	7.61	87	122,736	4,636	4,709	49.61	50.39
12	10	2016	7	17	9,345	7.61	88	122,736	4,655	4,690	49.81	50.19
2	9	2016	3	17	9,341	7.61	89	122,736	5,114	4,227	54.75	45.25
6	22	2016	4	16	9,339	7.61	90	122,736	4,898	4,441	52.45	47.55
9	20	2016	3	16	9,338	7.61	91	122,736	4,832	4,506	51.75	48.25
6	16	2016	5	16	9,333	7.60	92	122,736	4,663	4,670	49.96	50.04
10	21	2016	6	15	9,332	7.60	93	122,736	4,760	4,572	51.01	48.99
10	8	2016	7	13	9,331	7.60	94	122,736	4,873	4,458	52.22	47.78
8	5	2016	6	16	9,330	7.60	95	122,736	4,656	4,674	49.90	50.10
6	15	2016	4	17	9,328	7.60	96	122,736	4,924	4,404	52.79	47.21
6	29	2016	4	16	9,327	7.60	97	122,736	4,919	4,408	52.74	47.26
10	7	2016	6	15	9,326	7.60	98	122,736	4,605	4,721	49.38	50.62
9	16	2016	6	17	9,324	7.60	99	122,736	4,938	4,386	52.96	47.04
5	4	2016	4	16	9,323	7.60	100	122,736	4,791	4,532	51.39	48.61
7	22	2016	6	16	9,323	7.60	101	122,736	4,846	4,477	51.98	48.02
6	29	2016	4	17	9,320	7.59	102	122,736	4,808	4,512	51.59	48.41
4	27	2016	4	17	9,319	7.59	103	122,736	4,904	4,415	52.62	47.38
7	22	2016	6	15	9,318	7.59	104	122,736	4,616	4,702	49.54	50.46
5	12	2016	5	16	9,317	7.59	105	122,736	4,776	4,541	51.26	48.74
9	6	2016	3	16	9,316	7.59	106	122,736	4,955	4,361	53.19	46.81
4	13	2016	4	17	9,314	7.59	107	122,736	5,143	4,171	55.22	44.78
11	2	2016	4	16	9,314	7.59	108	122,736	4,985	4,329	53.52	46.48
6	23	2016	5	16	9,311	7.59	109	122,736	4,799	4,512	51.54	48.46
12	22	2016	5	16	9,310	7.59	110	122,736	4,904	4,406	52.67	47.33
4	5	2016	3	18	9,308	7.58	111	122,736	5,094	4,214	54.73	45.27
6	3	2016	6	16	9,308	7.58	112	122,736	4,722	4,586	50.73	49.27
2	19	2016	6	16	9,307	7.58	113	122,736	4,838	4,469	51.98	48.02
12	14	2016	4	16	9,307	7.58	114	122,736	4,941	4,366	53.09	46.91
3	3	2016	5	17	9,306	7.58	115	122,736	5,004	4,302	53.77	46.23
6	1	2016	4	16	9,305	7.58	116	122,736	4,940	4,365	53.09	46.91
8	9	2016	3	16	9,304	7.58	117	122,736	4,944	4,360	53.14	46.86
8	26	2016	6	16	9,304	7.58	118	122,736	4,719	4,585	50.72	49.28

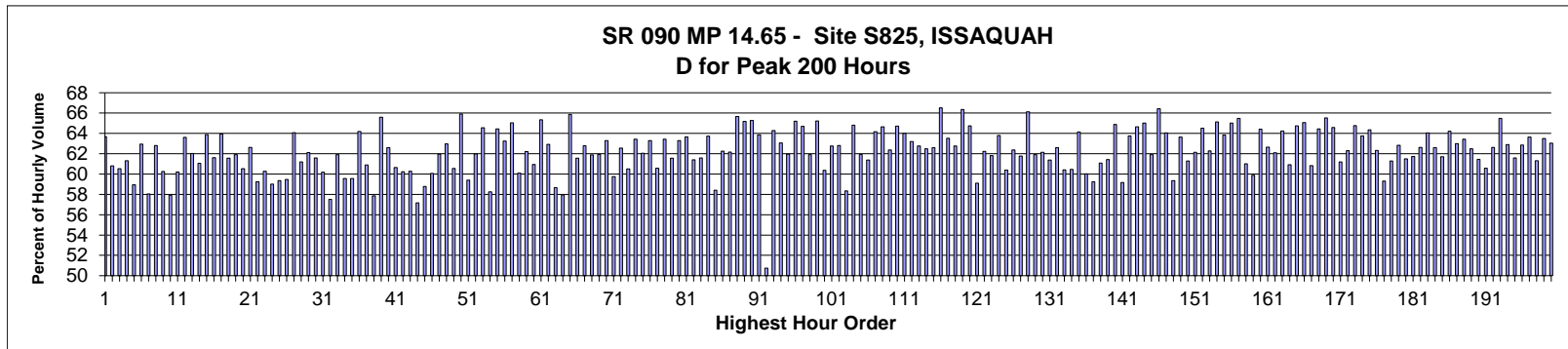
MO	DY	YR	DAY OF WK	HR	HR VOL	PERCENT OF AADT	HOUR NUMBER	AADT	NORTH VOLUME	SOUTH VOLUME	PERCENT NORTH IS OF TOTAL VOLUME	PERCENT SOUTH IS OF TOTAL VOLUME
5	24	2016	3	17	9,301	7.58	119	122,736	5,021	4,280	53.98	46.02
3	23	2016	4	17	9,300	7.58	120	122,736	5,030	4,270	54.09	45.91
6	24	2016	6	16	9,300	7.58	121	122,736	4,648	4,652	49.98	50.02
8	11	2016	5	16	9,300	7.58	122	122,736	4,699	4,601	50.53	49.47
10	7	2016	6	17	9,300	7.58	123	122,736	4,937	4,363	53.09	46.91
9	22	2016	5	16	9,299	7.58	124	122,736	4,905	4,394	52.75	47.25
11	19	2016	7	15	9,298	7.58	125	122,736	4,745	4,553	51.03	48.97
8	23	2016	3	16	9,297	7.57	126	122,736	4,770	4,527	51.31	48.69
3	10	2016	5	17	9,296	7.57	127	122,736	5,116	4,180	55.03	44.97
7	7	2016	5	16	9,296	7.57	128	122,736	4,879	4,417	52.48	47.52
10	22	2016	7	14	9,296	7.57	129	122,736	4,781	4,515	51.43	48.57
5	20	2016	6	16	9,293	7.57	130	122,736	4,594	4,699	49.44	50.56
8	2	2016	3	16	9,292	7.57	131	122,736	4,766	4,526	51.29	48.71
11	17	2016	5	16	9,291	7.57	132	122,736	4,979	4,312	53.59	46.41
11	21	2016	2	16	9,291	7.57	133	122,736	4,981	4,310	53.61	46.39
6	7	2016	3	16	9,290	7.57	134	122,736	4,766	4,524	51.30	48.70
3	15	2016	3	17	9,286	7.57	135	122,736	4,981	4,305	53.64	46.36
7	20	2016	4	16	9,284	7.56	136	122,736	4,817	4,467	51.88	48.12
3	2	2016	4	16	9,280	7.56	137	122,736	5,028	4,252	54.18	45.82
4	8	2016	6	16	9,280	7.56	138	122,736	4,589	4,691	49.45	50.55
4	20	2016	4	16	9,280	7.56	139	122,736	4,763	4,517	51.33	48.67
3	16	2016	4	16	9,279	7.56	140	122,736	4,903	4,376	52.84	47.16
6	21	2016	3	16	9,272	7.55	141	122,736	4,928	4,344	53.15	46.85
12	15	2016	5	17	9,272	7.55	142	122,736	4,778	4,494	51.53	48.47
6	8	2016	4	17	9,271	7.55	143	122,736	5,007	4,264	54.01	45.99
9	24	2016	7	17	9,270	7.55	144	122,736	4,551	4,719	49.09	50.91
3	8	2016	3	16	9,268	7.55	145	122,736	4,985	4,283	53.79	46.21
3	18	2016	6	17	9,267	7.55	146	122,736	5,085	4,182	54.87	45.13
2	19	2016	6	17	9,266	7.55	147	122,736	4,993	4,273	53.89	46.11
9	10	2016	7	15	9,266	7.55	148	122,736	4,485	4,781	48.40	51.60
5	3	2016	3	16	9,265	7.55	149	122,736	4,799	4,466	51.80	48.20
4	23	2016	7	17	9,264	7.55	150	122,736	4,474	4,790	48.29	51.71
4	1	2016	6	17	9,263	7.55	151	122,736	4,948	4,315	53.42	46.58
4	6	2016	4	17	9,263	7.55	152	122,736	4,880	4,383	52.68	47.32
11	2	2016	4	17	9,263	7.55	153	122,736	5,011	4,252	54.10	45.90
2	18	2016	5	17	9,261	7.55	154	122,736	4,977	4,284	53.74	46.26
3	2	2016	4	17	9,259	7.54	155	122,736	5,019	4,240	54.21	45.79
7	19	2016	3	16	9,257	7.54	156	122,736	4,868	4,389	52.59	47.41
8	11	2016	5	17	9,256	7.54	157	122,736	4,761	4,495	51.44	48.56
5	17	2016	3	16	9,254	7.54	158	122,736	4,881	4,373	52.74	47.26
6	1	2016	4	17	9,254	7.54	159	122,736	5,033	4,221	54.39	45.61
10	28	2016	6	16	9,254	7.54	160	122,736	4,808	4,446	51.96	48.04
2	18	2016	5	16	9,253	7.54	161	122,736	4,723	4,530	51.04	48.96
5	3	2016	3	17	9,252	7.54	162	122,736	4,980	4,272	53.83	46.17
5	25	2016	4	17	9,251	7.54	163	122,736	4,960	4,291	53.62	46.38
3	22	2016	3	16	9,250	7.54	164	122,736	4,934	4,316	53.34	46.66
1	14	2016	5	17	9,247	7.53	165	122,736	4,930	4,317	53.31	46.69
10	31	2016	2	16	9,247	7.53	166	122,736	5,053	4,194	54.64	45.36
3	10	2016	5	16	9,246	7.53	167	122,736	4,776	4,470	51.65	48.35
4	27	2016	4	16	9,245	7.53	168	122,736	4,920	4,325	53.22	46.78
7	22	2016	6	17	9,245	7.53	169	122,736	4,780	4,465	51.70	48.30

MO	DY	YR	DAY OF WK	HR	HR VOL	PERCENT OF AADT	HOUR NUMBER	AADT	NORTH VOLUME	SOUTH VOLUME	PERCENT NORTH IS OF TOTAL VOLUME	PERCENT SOUTH IS OF TOTAL VOLUME
12	1	2016	5	16	9,243	7.53	170	122,736	4,971	4,272	53.78	46.22
1	18	2016	2	17	9,241	7.53	171	122,736	4,589	4,652	49.66	50.34
7	29	2016	6	16	9,240	7.53	172	122,736	4,599	4,641	49.77	50.23
4	26	2016	3	16	9,239	7.53	173	122,736	4,854	4,385	52.54	47.46
4	14	2016	5	16	9,238	7.53	174	122,736	4,845	4,393	52.45	47.55
6	21	2016	3	17	9,238	7.53	175	122,736	5,021	4,217	54.35	45.65
10	12	2016	4	16	9,238	7.53	176	122,736	4,911	4,327	53.16	46.84
11	4	2016	6	17	9,235	7.52	177	122,736	4,947	4,288	53.57	46.43
11	18	2016	6	17	9,228	7.52	178	122,736	4,895	4,333	53.05	46.95
2	23	2016	3	17	9,224	7.52	179	122,736	5,049	4,175	54.74	45.26
7	20	2016	4	17	9,224	7.52	180	122,736	4,864	4,360	52.73	47.27
2	12	2016	6	17	9,221	7.51	181	122,736	4,893	4,328	53.06	46.94
4	6	2016	4	18	9,221	7.51	182	122,736	4,976	4,245	53.96	46.04
9	22	2016	5	17	9,220	7.51	183	122,736	4,913	4,307	53.29	46.71
7	13	2016	4	16	9,219	7.51	184	122,736	4,764	4,455	51.68	48.32
6	9	2016	5	17	9,218	7.51	185	122,736	4,869	4,349	52.82	47.18
2	26	2016	6	15	9,217	7.51	186	122,736	4,548	4,669	49.34	50.66
8	3	2016	4	17	9,213	7.51	187	122,736	4,836	4,377	52.49	47.51
6	30	2016	5	17	9,212	7.51	188	122,736	4,827	4,385	52.40	47.60
7	26	2016	3	16	9,210	7.50	189	122,736	4,739	4,471	51.45	48.55
2	9	2016	3	16	9,209	7.50	190	122,736	4,946	4,263	53.71	46.29
9	8	2016	5	17	9,209	7.50	191	122,736	4,943	4,266	53.68	46.32
10	27	2016	5	15	9,209	7.50	192	122,736	4,567	4,642	49.59	50.41
7	29	2016	6	15	9,207	7.50	193	122,736	4,573	4,634	49.67	50.33
10	19	2016	4	16	9,207	7.50	194	122,736	5,058	4,149	54.94	45.06
4	1	2016	6	15	9,206	7.50	195	122,736	4,649	4,557	50.50	49.50
4	26	2016	3	17	9,206	7.50	196	122,736	5,006	4,200	54.38	45.62
7	8	2016	6	15	9,205	7.50	197	122,736	4,537	4,668	49.29	50.71
7	21	2016	5	16	9,205	7.50	198	122,736	4,769	4,436	51.81	48.19
8	12	2016	6	16	9,205	7.50	199	122,736	4,730	4,475	51.39	48.61
4	11	2016	2	16	9,203	7.50	200	122,736	4,934	4,269	53.61	46.39





AADT= 129,988      K 30 FACTOR= 8.64      K 100 FACTOR= 8.42      K 200 FACTOR= 8.26      D 30 FACTOR= 61.58



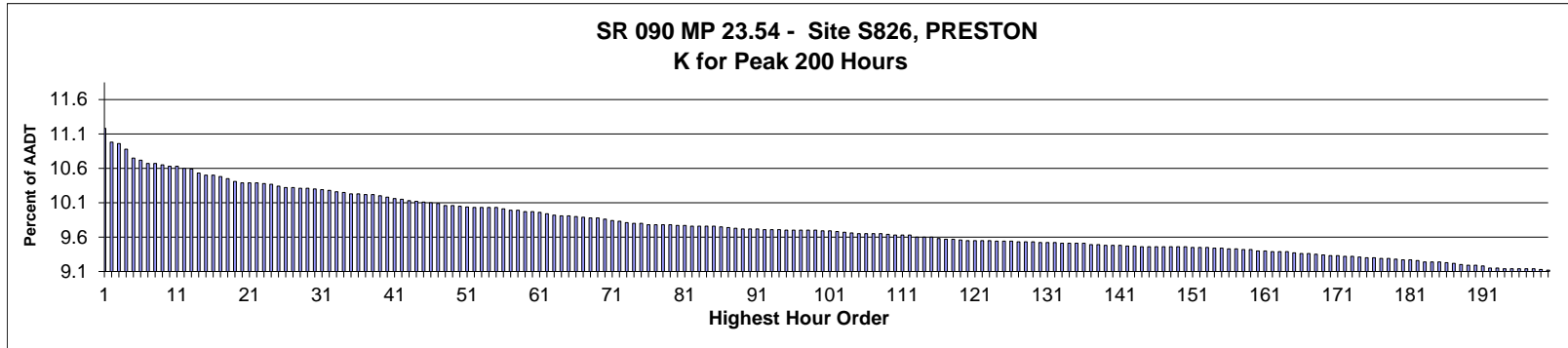
MO	DY	YR	DAY OF WK	HR	HR VOL	PERCENT OF AADT	HOUR NUMBER	AADT	EAST VOLUME	WEST VOLUME	PERCENT IS OF TOTAL VOLUME	PERCENT IS OF TOTAL VOLUME
3	18	2016	6	17	11,696	9.00	1	129,988	7,449	4,247	63.69	36.31
5	13	2016	6	17	11,691	8.99	2	129,988	7,108	4,583	60.80	39.20
7	15	2016	6	17	11,677	8.98	3	129,988	7,068	4,609	60.53	39.47
5	27	2016	6	16	11,646	8.96	4	129,988	7,141	4,505	61.32	38.68
5	20	2016	6	16	11,599	8.92	5	129,988	6,835	4,764	58.93	41.07
10	21	2016	6	17	11,562	8.89	6	129,988	7,278	4,284	62.95	37.05
8	5	2016	6	16	11,512	8.86	7	129,988	6,681	4,831	58.04	41.96
3	11	2016	6	17	11,488	8.84	8	129,988	7,215	4,273	62.80	37.20
6	17	2016	6	16	11,486	8.84	9	129,988	6,921	4,565	60.26	39.74
7	15	2016	6	16	11,472	8.83	10	129,988	6,646	4,826	57.93	42.07
5	20	2016	6	17	11,465	8.82	11	129,988	6,902	4,563	60.20	39.80
2	12	2016	6	17	11,441	8.80	12	129,988	7,279	4,162	63.62	36.38
4	1	2016	6	17	11,426	8.79	13	129,988	7,086	4,340	62.02	37.98
7	1	2016	6	16	11,416	8.78	14	129,988	6,970	4,446	61.05	38.95
10	7	2016	6	17	11,403	8.77	15	129,988	7,287	4,116	63.90	36.10
9	16	2016	6	17	11,383	8.76	16	129,988	7,012	4,371	61.60	38.40

MO	DY	YR	DAY OF WK	HR	HR VOL	PERCENT OF AADT	HOUR NUMBER	AADT	EAST VOLUME	WEST VOLUME	PERCENT EAST IS OF TOTAL VOLUME	PERCENT WEST IS OF TOTAL VOLUME
4	29	2016	6	17	11,364	8.74	17	129,988	7,265	4,099	63.93	36.07
7	8	2016	6	17	11,329	8.72	18	129,988	6,975	4,354	61.57	38.43
6	17	2016	6	17	11,322	8.71	19	129,988	7,010	4,312	61.91	38.09
8	5	2016	6	17	11,322	8.71	20	129,988	6,853	4,469	60.53	39.47
11	4	2016	6	17	11,307	8.70	21	129,988	7,080	4,227	62.62	37.38
5	13	2016	6	16	11,302	8.69	22	129,988	6,697	4,605	59.25	40.75
9	16	2016	6	16	11,299	8.69	23	129,988	6,811	4,488	60.28	39.72
12	16	2016	6	17	11,290	8.69	24	129,988	6,661	4,629	59.00	41.00
4	8	2016	6	16	11,285	8.68	25	129,988	6,699	4,586	59.36	40.64
4	1	2016	6	16	11,256	8.66	26	129,988	6,694	4,562	59.47	40.53
5	25	2016	4	18	11,251	8.66	27	129,988	7,208	4,043	64.07	35.93
9	2	2016	6	16	11,240	8.65	28	129,988	6,878	4,362	61.19	38.81
5	18	2016	4	17	11,236	8.64	29	129,988	6,980	4,256	62.12	37.88
8	31	2016	4	17	11,225	8.64	30	129,988	6,912	4,313	61.58	38.42
8	26	2016	6	16	11,203	8.62	31	129,988	6,742	4,461	60.18	39.82
8	18	2016	5	16	11,200	8.62	32	129,988	6,441	4,759	57.51	42.49
3	25	2016	6	16	11,198	8.61	33	129,988	6,933	4,265	61.91	38.09
6	16	2016	5	17	11,195	8.61	34	129,988	6,668	4,527	59.56	40.44
4	8	2016	6	17	11,191	8.61	35	129,988	6,666	4,525	59.57	40.43
4	27	2016	4	18	11,177	8.60	36	129,988	7,173	4,004	64.18	35.82
11	23	2016	4	16	11,175	8.60	37	129,988	6,806	4,369	60.90	39.10
9	30	2016	6	16	11,170	8.59	38	129,988	6,462	4,708	57.85	42.15
4	15	2016	6	17	11,160	8.59	39	129,988	7,320	3,840	65.59	34.41
7	21	2016	5	18	11,148	8.58	40	129,988	6,978	4,170	62.59	37.41
11	18	2016	6	17	11,147	8.58	41	129,988	6,760	4,387	60.64	39.36
5	6	2016	6	16	11,145	8.57	42	129,988	6,712	4,433	60.22	39.78
3	18	2016	6	16	11,144	8.57	43	129,988	6,718	4,426	60.28	39.72
12	21	2016	4	17	11,116	8.55	44	129,988	6,354	4,762	57.16	42.84
6	10	2016	6	16	11,115	8.55	45	129,988	6,533	4,582	58.78	41.22
9	23	2016	6	16	11,103	8.54	46	129,988	6,669	4,434	60.06	39.94
6	30	2016	5	17	11,101	8.54	47	129,988	6,878	4,223	61.96	38.04
7	21	2016	5	17	11,100	8.54	48	129,988	6,990	4,110	62.97	37.03
10	28	2016	6	16	11,093	8.53	49	129,988	6,716	4,377	60.54	39.46
3	25	2016	6	17	11,088	8.53	50	129,988	7,308	3,780	65.91	34.09
7	29	2016	6	16	11,088	8.53	51	129,988	6,587	4,501	59.41	40.59
5	6	2016	6	17	11,087	8.53	52	129,988	6,872	4,215	61.98	38.02
3	24	2016	5	17	11,085	8.53	53	129,988	7,156	3,929	64.56	35.44
12	16	2016	6	16	11,081	8.52	54	129,988	6,454	4,627	58.24	41.76
4	28	2016	5	18	11,080	8.52	55	129,988	7,140	3,940	64.44	35.56
9	23	2016	6	17	11,079	8.52	56	129,988	7,007	4,072	63.25	36.75
4	22	2016	6	17	11,075	8.52	57	129,988	7,202	3,873	65.03	34.97
11	23	2016	4	15	11,069	8.52	58	129,988	6,650	4,419	60.08	39.92
10	12	2016	4	17	11,062	8.51	59	129,988	6,881	4,181	62.20	37.80
10	7	2016	6	16	11,061	8.51	60	129,988	6,742	4,319	60.95	39.05
5	5	2016	5	18	11,058	8.51	61	129,988	7,226	3,832	65.35	34.65
5	24	2016	3	17	11,047	8.50	62	129,988	6,951	4,096	62.92	37.08
8	19	2016	6	16	11,046	8.50	63	129,988	6,481	4,565	58.67	41.33
8	25	2016	5	17	11,042	8.49	64	129,988	6,399	4,643	57.95	42.05
3	24	2016	5	18	11,041	8.49	65	129,988	7,273	3,768	65.87	34.13
8	12	2016	6	17	11,040	8.49	66	129,988	6,796	4,244	61.56	38.44
10	19	2016	4	17	11,038	8.49	67	129,988	6,931	4,107	62.79	37.21

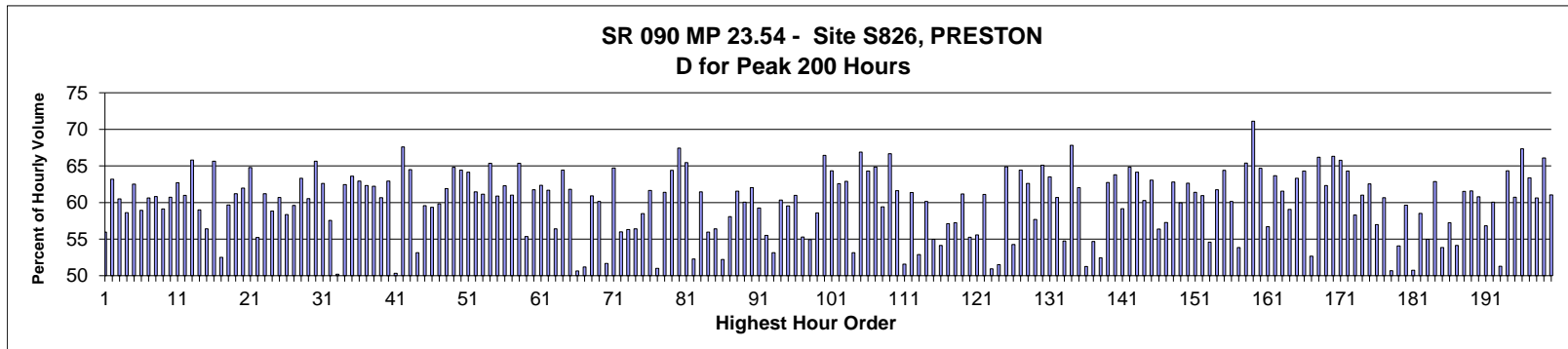
MO	DY	YR	DAY OF WK	HR	HR VOL	PERCENT OF AADT	HOUR NUMBER	AADT	EAST VOLUME	WEST VOLUME	PERCENT EAST IS OF TOTAL VOLUME	PERCENT WEST IS OF TOTAL VOLUME
6	3	2016	6	16	11,034	8.49	68	129,988	6,828	4,206	61.88	38.12
7	15	2016	6	18	11,034	8.49	69	129,988	6,834	4,200	61.94	38.06
9	30	2016	6	17	11,034	8.49	70	129,988	6,984	4,050	63.30	36.70
7	8	2016	6	16	11,033	8.49	71	129,988	6,591	4,442	59.74	40.26
9	29	2016	5	17	11,032	8.49	72	129,988	6,901	4,131	62.55	37.45
8	19	2016	6	17	11,031	8.49	73	129,988	6,674	4,357	60.50	39.50
4	28	2016	5	17	11,029	8.48	74	129,988	6,996	4,033	63.43	36.57
6	8	2016	4	17	11,028	8.48	75	129,988	6,842	4,186	62.04	37.96
6	24	2016	6	17	11,028	8.48	76	129,988	6,981	4,047	63.30	36.70
11	4	2016	6	16	11,027	8.48	77	129,988	6,679	4,348	60.57	39.43
3	16	2016	4	17	11,026	8.48	78	129,988	6,994	4,032	63.43	36.57
8	26	2016	6	17	11,026	8.48	79	129,988	6,788	4,238	61.56	38.44
9	8	2016	5	17	11,017	8.48	80	129,988	6,972	4,045	63.28	36.72
10	28	2016	6	17	11,009	8.47	81	129,988	7,009	4,000	63.67	36.33
4	29	2016	6	16	11,008	8.47	82	129,988	6,759	4,249	61.40	38.60
7	29	2016	6	17	11,006	8.47	83	129,988	6,779	4,227	61.59	38.41
3	2	2016	4	17	10,994	8.46	84	129,988	7,007	3,987	63.73	36.27
8	18	2016	5	17	10,994	8.46	85	129,988	6,423	4,571	58.42	41.58
7	14	2016	5	17	10,993	8.46	86	129,988	6,843	4,150	62.25	37.75
5	12	2016	5	17	10,980	8.45	87	129,988	6,825	4,155	62.16	37.84
4	21	2016	5	18	10,979	8.45	88	129,988	7,210	3,769	65.67	34.33
1	29	2016	6	17	10,975	8.44	89	129,988	7,152	3,823	65.17	34.83
4	6	2016	4	18	10,975	8.44	90	129,988	7,162	3,813	65.26	34.74
5	31	2016	3	17	10,975	8.44	91	129,988	7,010	3,965	63.87	36.13
12	30	2016	6	16	10,967	8.44	92	129,988	5,566	5,401	50.75	49.25
3	23	2016	4	17	10,963	8.43	93	129,988	7,048	3,915	64.29	35.71
9	9	2016	6	17	10,962	8.43	94	129,988	6,912	4,050	63.05	36.95
5	20	2016	6	18	10,961	8.43	95	129,988	6,790	4,171	61.95	38.05
5	24	2016	3	18	10,960	8.43	96	129,988	7,145	3,815	65.19	34.81
6	1	2016	4	18	10,958	8.43	97	129,988	7,090	3,868	64.70	35.30
5	25	2016	4	17	10,957	8.43	98	129,988	6,782	4,175	61.90	38.10
6	22	2016	4	18	10,956	8.43	99	129,988	7,147	3,809	65.23	34.77
7	5	2016	3	17	10,943	8.42	100	129,988	6,606	4,337	60.37	39.63
6	1	2016	4	17	10,942	8.42	101	129,988	6,867	4,075	62.76	37.24
4	27	2016	4	17	10,940	8.42	102	129,988	6,870	4,070	62.80	37.20
11	23	2016	4	14	10,938	8.41	103	129,988	6,382	4,556	58.35	41.65
2	23	2016	3	18	10,929	8.41	104	129,988	7,082	3,847	64.80	35.20
9	28	2016	4	17	10,928	8.41	105	129,988	6,768	4,160	61.93	38.07
7	13	2016	4	17	10,921	8.40	106	129,988	6,704	4,217	61.39	38.61
6	15	2016	4	18	10,920	8.40	107	129,988	7,006	3,914	64.16	35.84
10	7	2016	6	18	10,919	8.40	108	129,988	7,058	3,861	64.64	35.36
4	7	2016	5	17	10,918	8.40	109	129,988	6,809	4,109	62.36	37.64
8	30	2016	3	17	10,914	8.40	110	129,988	7,062	3,852	64.71	35.29
5	18	2016	4	18	10,908	8.39	111	129,988	6,982	3,926	64.01	35.99
8	9	2016	3	17	10,906	8.39	112	129,988	6,893	4,013	63.20	36.80
9	6	2016	3	17	10,905	8.39	113	129,988	6,844	4,061	62.76	37.24
6	3	2016	6	17	10,901	8.39	114	129,988	6,811	4,090	62.48	37.52
9	16	2016	6	18	10,901	8.39	115	129,988	6,825	4,076	62.61	37.39
4	26	2016	3	18	10,899	8.38	116	129,988	7,250	3,649	66.52	33.48
6	2	2016	5	17	10,899	8.38	117	129,988	6,924	3,975	63.53	36.47
9	1	2016	5	17	10,896	8.38	118	129,988	6,837	4,059	62.75	37.25

MO	DY	YR	DAY OF WK	HR	HR VOL	PERCENT OF AADT	HOUR NUMBER	AADT	EAST VOLUME	WEST VOLUME	PERCENT EAST IS OF TOTAL VOLUME	PERCENT WEST IS OF TOTAL VOLUME
4	22	2016	6	18	10,895	8.38	119	129,988	7,229	3,666	66.35	33.65
7	7	2016	5	18	10,893	8.38	120	129,988	7,051	3,842	64.73	35.27
6	10	2016	6	17	10,892	8.38	121	129,988	6,436	4,456	59.09	40.91
11	10	2016	5	17	10,889	8.38	122	129,988	6,777	4,112	62.24	37.76
11	4	2016	6	18	10,885	8.37	123	129,988	6,729	4,156	61.82	38.18
3	18	2016	6	18	10,880	8.37	124	129,988	6,941	3,939	63.80	36.20
5	27	2016	6	15	10,877	8.37	125	129,988	6,567	4,310	60.38	39.62
6	22	2016	4	17	10,877	8.37	126	129,988	6,784	4,093	62.37	37.63
5	26	2016	5	17	10,869	8.36	127	129,988	6,713	4,156	61.76	38.24
4	5	2016	3	18	10,864	8.36	128	129,988	7,183	3,681	66.12	33.88
9	14	2016	4	17	10,863	8.36	129	129,988	6,724	4,139	61.90	38.10
7	7	2016	5	17	10,856	8.35	130	129,988	6,745	4,111	62.13	37.87
8	10	2016	4	17	10,853	8.35	131	129,988	6,662	4,191	61.38	38.62
5	11	2016	4	17	10,852	8.35	132	129,988	6,793	4,059	62.60	37.40
6	30	2016	5	16	10,852	8.35	133	129,988	6,557	4,295	60.42	39.58
8	4	2016	5	17	10,852	8.35	134	129,988	6,560	4,292	60.45	39.55
6	14	2016	3	18	10,850	8.35	135	129,988	6,959	3,891	64.14	35.86
7	14	2016	5	16	10,850	8.35	136	129,988	6,512	4,338	60.02	39.98
8	12	2016	6	16	10,845	8.34	137	129,988	6,425	4,420	59.24	40.76
10	21	2016	6	16	10,845	8.34	138	129,988	6,624	4,221	61.08	38.92
7	27	2016	4	17	10,844	8.34	139	129,988	6,662	4,182	61.43	38.57
5	11	2016	4	18	10,841	8.34	140	129,988	7,035	3,806	64.89	35.11
7	1	2016	6	15	10,837	8.34	141	129,988	6,413	4,424	59.18	40.82
5	5	2016	5	17	10,835	8.34	142	129,988	6,907	3,928	63.75	36.25
3	16	2016	4	18	10,834	8.33	143	129,988	7,004	3,830	64.65	35.35
5	4	2016	4	18	10,831	8.33	144	129,988	7,041	3,790	65.01	34.99
4	15	2016	6	16	10,830	8.33	145	129,988	6,705	4,125	61.91	38.09
5	16	2016	2	18	10,827	8.33	146	129,988	7,190	3,637	66.41	33.59
10	20	2016	5	17	10,825	8.33	147	129,988	6,933	3,892	64.05	35.95
9	9	2016	6	16	10,824	8.33	148	129,988	6,425	4,399	59.36	40.64
3	31	2016	5	17	10,818	8.32	149	129,988	6,885	3,933	63.64	36.36
3	24	2016	5	16	10,815	8.32	150	129,988	6,629	4,186	61.29	38.71
5	27	2016	6	17	10,815	8.32	151	129,988	6,719	4,096	62.13	37.87
5	31	2016	3	18	10,814	8.32	152	129,988	6,976	3,838	64.51	35.49
6	15	2016	4	17	10,814	8.32	153	129,988	6,735	4,079	62.28	37.72
5	23	2016	2	18	10,813	8.32	154	129,988	7,044	3,769	65.14	34.86
6	13	2016	2	18	10,807	8.31	155	129,988	6,899	3,908	63.84	36.16
3	28	2016	2	17	10,806	8.31	156	129,988	7,025	3,781	65.01	34.99
5	17	2016	3	18	10,793	8.30	157	129,988	7,067	3,726	65.48	34.52
5	13	2016	6	18	10,792	8.30	158	129,988	6,584	4,208	61.01	38.99
6	14	2016	3	17	10,788	8.30	159	129,988	6,460	4,328	59.88	40.12
2	9	2016	3	17	10,787	8.30	160	129,988	6,949	3,838	64.42	35.58
6	16	2016	5	18	10,787	8.30	161	129,988	6,757	4,030	62.64	37.36
6	17	2016	6	18	10,787	8.30	162	129,988	6,699	4,088	62.10	37.90
4	1	2016	6	18	10,785	8.30	163	129,988	6,928	3,857	64.24	35.76
5	26	2016	5	16	10,784	8.30	164	129,988	6,570	4,214	60.92	39.08
5	4	2016	4	17	10,783	8.30	165	129,988	6,982	3,801	64.75	35.25
6	21	2016	3	18	10,783	8.30	166	129,988	7,017	3,766	65.07	34.93
6	24	2016	6	16	10,782	8.29	167	129,988	6,559	4,223	60.83	39.17
10	25	2016	3	17	10,781	8.29	168	129,988	6,946	3,835	64.43	35.57
9	19	2016	2	18	10,779	8.29	169	129,988	7,062	3,717	65.52	34.48

MO	DY	YR	DAY OF WK	HR	HR VOL	PERCENT OF AADT	HOUR NUMBER	AADT	EAST VOLUME	WEST VOLUME	PERCENT EAST IS OF TOTAL VOLUME	PERCENT WEST IS OF TOTAL VOLUME
4	15	2016	6	18	10,777	8.29	170	129,988	6,960	3,817	64.58	35.42
7	20	2016	4	17	10,777	8.29	171	129,988	6,596	4,181	61.20	38.80
2	12	2016	6	16	10,776	8.29	172	129,988	6,713	4,063	62.30	37.70
6	7	2016	3	18	10,774	8.29	173	129,988	6,977	3,797	64.76	35.24
6	2	2016	5	18	10,772	8.29	174	129,988	6,867	3,905	63.75	36.25
2	5	2016	6	17	10,770	8.29	175	129,988	6,932	3,838	64.36	35.64
6	7	2016	3	17	10,770	8.29	176	129,988	6,712	4,058	62.32	37.68
11	18	2016	6	16	10,770	8.29	177	129,988	6,387	4,383	59.30	40.70
7	26	2016	3	17	10,761	8.28	178	129,988	6,594	4,167	61.28	38.72
10	5	2016	4	17	10,761	8.28	179	129,988	6,762	3,999	62.84	37.16
10	21	2016	6	18	10,760	8.28	180	129,988	6,616	4,144	61.49	38.51
8	24	2016	4	17	10,758	8.28	181	129,988	6,640	4,118	61.72	38.28
10	27	2016	5	17	10,755	8.27	182	129,988	6,735	4,020	62.62	37.38
5	17	2016	3	17	10,754	8.27	183	129,988	6,889	3,865	64.06	35.94
9	22	2016	5	17	10,754	8.27	184	129,988	6,731	4,023	62.59	37.41
3	11	2016	6	18	10,753	8.27	185	129,988	6,636	4,117	61.71	38.29
5	23	2016	2	17	10,752	8.27	186	129,988	6,904	3,848	64.21	35.79
4	21	2016	5	17	10,751	8.27	187	129,988	6,772	3,979	62.99	37.01
7	8	2016	6	18	10,750	8.27	188	129,988	6,820	3,930	63.44	36.56
7	28	2016	5	17	10,750	8.27	189	129,988	6,717	4,033	62.48	37.52
8	11	2016	5	17	10,748	8.27	190	129,988	6,606	4,142	61.46	38.54
9	2	2016	6	15	10,748	8.27	191	129,988	6,510	4,238	60.57	39.43
7	1	2016	6	17	10,745	8.27	192	129,988	6,729	4,016	62.62	37.38
3	30	2016	4	18	10,743	8.26	193	129,988	7,035	3,708	65.48	34.52
6	13	2016	2	17	10,742	8.26	194	129,988	6,757	3,985	62.90	37.10
6	24	2016	6	18	10,741	8.26	195	129,988	6,614	4,127	61.58	38.42
8	4	2016	5	18	10,741	8.26	196	129,988	6,752	3,989	62.86	37.14
8	2	2016	3	17	10,737	8.26	197	129,988	6,832	3,905	63.63	36.37
4	28	2016	5	16	10,734	8.26	198	129,988	6,581	4,153	61.31	38.69
5	12	2016	5	18	10,732	8.26	199	129,988	6,815	3,917	63.50	36.50
8	8	2016	2	17	10,731	8.26	200	129,988	6,765	3,966	63.04	36.96



AADT= 64,993      K 30 FACTOR= 10.25      K 100 FACTOR= 9.64      K 200 FACTOR= 9.07      D 30 FACTOR= 65.66



MO	DY	YR	DAY OF WK	HR	HR VOL	PERCENT OF AADT	HOUR NUMBER	AADT	EAST VOLUME	WEST VOLUME	PERCENT EAST IS OF TOTAL VOLUME	PERCENT WEST IS OF TOTAL VOLUME
8	5	2016	6	16	7,236	11.13	1	64,993	4,049	3,187	55.96	44.04
11	23	2016	4	16	7,104	10.93	2	64,993	4,489	2,615	63.19	36.81
7	15	2016	6	17	7,089	10.91	3	64,993	4,288	2,801	60.49	39.51
7	15	2016	6	16	7,038	10.83	4	64,993	4,126	2,912	58.62	41.38
8	26	2016	6	16	6,956	10.70	5	64,993	4,349	2,607	62.52	37.48
8	5	2016	6	17	6,932	10.67	6	64,993	4,084	2,848	58.92	41.08
6	17	2016	6	17	6,905	10.62	7	64,993	4,186	2,719	60.62	39.38
7	22	2016	6	16	6,901	10.62	8	64,993	4,197	2,704	60.82	39.18
8	19	2016	6	16	6,892	10.60	9	64,993	4,074	2,818	59.11	40.89
8	19	2016	6	17	6,874	10.58	10	64,993	4,173	2,701	60.71	39.29
9	16	2016	6	17	6,874	10.58	11	64,993	4,309	2,565	62.69	37.31
8	26	2016	6	17	6,859	10.55	12	64,993	4,182	2,677	60.97	39.03
5	27	2016	6	16	6,853	10.54	13	64,993	4,510	2,343	65.81	34.19
11	23	2016	4	15	6,809	10.48	14	64,993	4,016	2,793	58.98	41.02
7	24	2016	1	15	6,795	10.45	15	64,993	2,962	3,833	43.59	56.41
8	12	2016	6	17	6,791	10.45	16	64,993	4,458	2,333	65.65	34.35

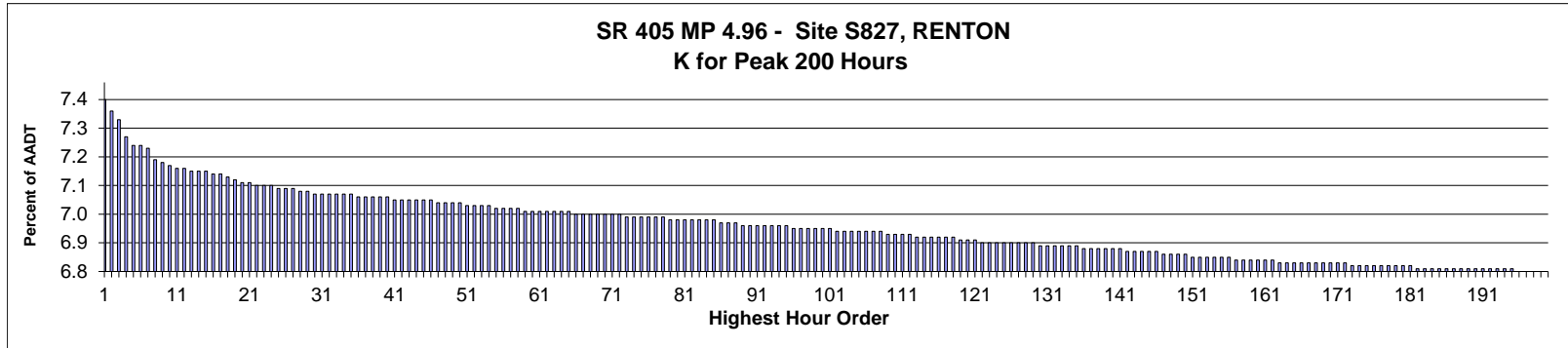
MO	DY	YR	DAY OF WK	HR	HR VOL	PERCENT OF AADT	HOUR NUMBER	AADT	EAST VOLUME	WEST VOLUME	PERCENT EAST IS OF TOTAL VOLUME	PERCENT WEST IS OF TOTAL VOLUME
12	30	2016	6	16	6,782	10.43	17	64,993	3,222	3,560	47.51	52.49
7	29	2016	6	16	6,759	10.40	18	64,993	4,033	2,726	59.67	40.33
6	10	2016	6	17	6,736	10.36	19	64,993	4,123	2,613	61.21	38.79
4	1	2016	6	17	6,721	10.34	20	64,993	4,166	2,555	61.98	38.02
2	12	2016	6	17	6,719	10.34	21	64,993	4,353	2,366	64.79	35.21
12	30	2016	6	17	6,719	10.34	22	64,993	3,008	3,711	44.77	55.23
6	17	2016	6	16	6,713	10.33	23	64,993	4,108	2,605	61.19	38.81
7	24	2016	1	16	6,709	10.32	24	64,993	2,761	3,948	41.15	58.85
7	22	2016	6	17	6,685	10.29	25	64,993	4,057	2,628	60.69	39.31
7	17	2016	1	15	6,677	10.27	26	64,993	2,780	3,897	41.64	58.36
12	26	2016	2	15	6,677	10.27	27	64,993	2,697	3,980	40.39	59.61
3	11	2016	6	17	6,671	10.26	28	64,993	4,223	2,448	63.30	36.70
5	30	2016	2	15	6,668	10.26	29	64,993	2,631	4,037	39.46	60.54
8	12	2016	6	16	6,662	10.25	30	64,993	4,374	2,288	65.66	34.34
5	6	2016	6	17	6,654	10.24	31	64,993	4,166	2,488	62.61	37.39
7	15	2016	6	15	6,646	10.23	32	64,993	3,825	2,821	57.55	42.45
12	30	2016	6	15	6,635	10.21	33	64,993	3,331	3,304	50.20	49.80
7	29	2016	6	17	6,627	10.20	34	64,993	4,138	2,489	62.44	37.56
7	1	2016	6	17	6,617	10.18	35	64,993	4,208	2,409	63.59	36.41
9	16	2016	6	16	6,614	10.18	36	64,993	4,162	2,452	62.93	37.07
7	1	2016	6	16	6,610	10.17	37	64,993	4,120	2,490	62.33	37.67
6	24	2016	6	17	6,608	10.17	38	64,993	4,113	2,495	62.24	37.76
6	19	2016	1	16	6,599	10.15	39	64,993	2,596	4,003	39.34	60.66
5	13	2016	6	17	6,581	10.13	40	64,993	4,141	2,440	62.92	37.08
12	26	2016	2	14	6,573	10.11	41	64,993	3,265	3,308	49.67	50.33
5	27	2016	6	17	6,563	10.10	42	64,993	4,435	2,128	67.58	32.42
8	12	2016	6	15	6,549	10.08	43	64,993	4,225	2,324	64.51	35.49
7	17	2016	1	13	6,545	10.07	44	64,993	3,066	3,479	46.84	53.16
4	8	2016	6	17	6,539	10.06	45	64,993	3,896	2,643	59.58	40.42
7	17	2016	1	16	6,535	10.05	46	64,993	2,656	3,879	40.64	59.36
7	15	2016	6	18	6,523	10.04	47	64,993	3,903	2,620	59.83	40.17
7	8	2016	6	17	6,507	10.01	48	64,993	4,027	2,480	61.89	38.11
1	2	2016	7	16	6,503	10.01	49	64,993	2,289	4,214	35.20	64.80
6	24	2016	6	16	6,501	10.00	50	64,993	4,189	2,312	64.44	35.56
3	18	2016	6	17	6,496	9.99	51	64,993	4,167	2,329	64.15	35.85
7	1	2016	6	15	6,489	9.98	52	64,993	3,989	2,500	61.47	38.53
7	24	2016	1	17	6,489	9.98	53	64,993	2,522	3,967	38.87	61.13
9	2	2016	6	16	6,488	9.98	54	64,993	4,241	2,247	65.37	34.63
6	24	2016	6	18	6,486	9.98	55	64,993	3,949	2,537	60.88	39.12
5	20	2016	6	17	6,475	9.96	56	64,993	4,033	2,442	62.29	37.71
8	4	2016	5	17	6,463	9.94	57	64,993	3,944	2,519	61.02	38.98
5	30	2016	2	16	6,460	9.94	58	64,993	2,238	4,222	34.64	65.36
7	17	2016	1	14	6,450	9.92	59	64,993	2,880	3,570	44.65	55.35
6	17	2016	6	18	6,449	9.92	60	64,993	3,981	2,468	61.73	38.27
8	28	2016	1	16	6,441	9.91	61	64,993	2,426	4,015	37.66	62.34
11	23	2016	4	17	6,427	9.89	62	64,993	3,964	2,463	61.68	38.32
6	19	2016	1	15	6,418	9.87	63	64,993	2,798	3,620	43.60	56.40
5	6	2016	6	16	6,407	9.86	64	64,993	4,128	2,279	64.43	35.57
6	10	2016	6	16	6,406	9.86	65	64,993	3,959	2,447	61.80	38.20
7	24	2016	1	14	6,400	9.85	66	64,993	3,159	3,241	49.36	50.64
7	24	2016	1	13	6,397	9.84	67	64,993	3,274	3,123	51.18	48.82

MO	DY	YR	DAY OF WK	HR	HR VOL	PERCENT OF AADT	HOUR NUMBER	AADT	EAST VOLUME	WEST VOLUME	PERCENT EAST IS OF TOTAL VOLUME	PERCENT WEST IS OF TOTAL VOLUME
8	5	2016	6	18	6,390	9.83	68	64,993	3,892	2,498	60.91	39.09
7	8	2016	6	16	6,389	9.83	69	64,993	3,843	2,546	60.15	39.85
6	19	2016	1	14	6,378	9.81	70	64,993	3,082	3,296	48.32	51.68
11	4	2016	6	17	6,362	9.79	71	64,993	4,117	2,245	64.71	35.29
11	23	2016	4	14	6,356	9.78	72	64,993	3,558	2,798	55.98	44.02
6	26	2016	1	15	6,342	9.76	73	64,993	2,770	3,572	43.68	56.32
1	2	2016	7	15	6,340	9.75	74	64,993	2,763	3,577	43.58	56.42
6	12	2016	1	16	6,334	9.75	75	64,993	2,629	3,705	41.51	58.49
8	14	2016	1	17	6,324	9.73	76	64,993	2,426	3,898	38.36	61.64
1	2	2016	7	14	6,323	9.73	77	64,993	3,098	3,225	49.00	51.00
5	20	2016	6	18	6,323	9.73	78	64,993	3,882	2,441	61.39	38.61
5	27	2016	6	15	6,323	9.73	79	64,993	4,072	2,251	64.40	35.60
4	29	2016	6	17	6,318	9.72	80	64,993	4,260	2,058	67.43	32.57
9	9	2016	6	17	6,315	9.72	81	64,993	4,133	2,182	65.45	34.55
7	31	2016	1	13	6,312	9.71	82	64,993	3,013	3,299	47.73	52.27
4	1	2016	6	16	6,310	9.71	83	64,993	3,878	2,432	61.46	38.54
8	19	2016	6	15	6,310	9.71	84	64,993	3,531	2,779	55.96	44.04
5	30	2016	2	14	6,309	9.71	85	64,993	2,750	3,559	43.59	56.41
12	28	2016	4	16	6,306	9.70	86	64,993	3,013	3,293	47.78	52.22
12	26	2016	2	13	6,298	9.69	87	64,993	3,658	2,640	58.08	41.92
6	12	2016	1	17	6,290	9.68	88	64,993	2,419	3,871	38.46	61.54
8	18	2016	5	17	6,287	9.67	89	64,993	3,776	2,511	60.06	39.94
8	11	2016	5	17	6,285	9.67	90	64,993	3,898	2,387	62.02	37.98
8	21	2016	1	16	6,284	9.67	91	64,993	2,561	3,723	40.75	59.25
7	31	2016	1	17	6,277	9.66	92	64,993	2,792	3,485	44.48	55.52
12	28	2016	4	17	6,277	9.66	93	64,993	2,942	3,335	46.87	53.13
7	22	2016	6	15	6,276	9.66	94	64,993	3,786	2,490	60.33	39.67
8	25	2016	5	17	6,275	9.65	95	64,993	3,736	2,539	59.54	40.46
9	16	2016	6	18	6,275	9.65	96	64,993	3,827	2,448	60.99	39.01
8	21	2016	1	15	6,274	9.65	97	64,993	2,806	3,468	44.72	55.28
8	28	2016	1	14	6,273	9.65	98	64,993	2,828	3,445	45.08	54.92
8	21	2016	1	17	6,271	9.65	99	64,993	2,597	3,674	41.41	58.59
12	26	2016	2	16	6,264	9.64	100	64,993	2,101	4,163	33.54	66.46
9	23	2016	6	17	6,263	9.64	101	64,993	4,029	2,234	64.33	35.67
7	22	2016	6	18	6,261	9.63	102	64,993	3,918	2,343	62.58	37.42
9	5	2016	2	16	6,251	9.62	103	64,993	2,320	3,931	37.11	62.89
8	21	2016	1	13	6,248	9.61	104	64,993	2,927	3,321	46.85	53.15
9	2	2016	6	17	6,241	9.60	105	64,993	4,174	2,067	66.88	33.12
9	1	2016	5	17	6,240	9.60	106	64,993	4,013	2,227	64.31	35.69
6	3	2016	6	17	6,239	9.60	107	64,993	4,046	2,193	64.85	35.15
7	21	2016	5	18	6,237	9.60	108	64,993	3,706	2,531	59.42	40.58
4	15	2016	6	17	6,230	9.59	109	64,993	4,154	2,076	66.68	33.32
6	19	2016	1	17	6,229	9.58	110	64,993	2,391	3,838	38.38	61.62
8	14	2016	1	13	6,226	9.58	111	64,993	3,014	3,212	48.41	51.59
4	8	2016	6	16	6,224	9.58	112	64,993	3,819	2,405	61.36	38.64
5	30	2016	2	12	6,210	9.55	113	64,993	3,284	2,926	52.88	47.12
8	14	2016	1	16	6,208	9.55	114	64,993	2,473	3,735	39.84	60.16
9	5	2016	2	13	6,204	9.55	115	64,993	2,793	3,411	45.02	54.98
6	26	2016	1	14	6,197	9.53	116	64,993	2,842	3,355	45.86	54.14
6	12	2016	1	15	6,186	9.52	117	64,993	2,654	3,532	42.90	57.10
8	28	2016	1	15	6,186	9.52	118	64,993	2,645	3,541	42.76	57.24

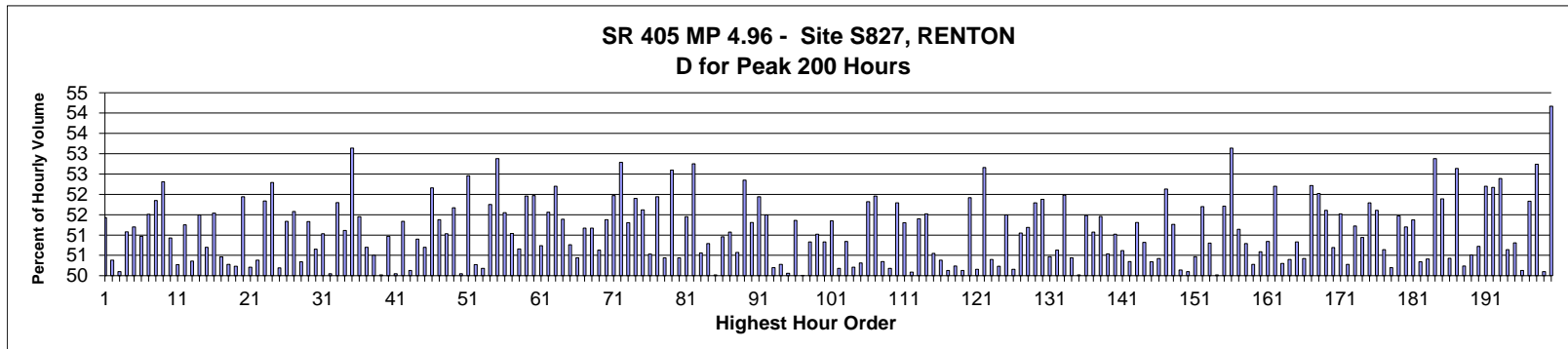


MO	DY	YR	DAY OF WK	HR	HR VOL	PERCENT OF AADT	HOUR NUMBER	AADT	EAST VOLUME	WEST VOLUME	PERCENT EAST IS OF TOTAL VOLUME	PERCENT WEST IS OF TOTAL VOLUME
7	29	2016	6	15	6,178	9.51	119	64,993	3,779	2,399	61.17	38.83
12	21	2016	4	17	6,175	9.50	120	64,993	3,411	2,764	55.24	44.76
12	21	2016	4	16	6,174	9.50	121	64,993	3,430	2,744	55.56	44.44
6	16	2016	5	17	6,173	9.50	122	64,993	3,771	2,402	61.09	38.91
6	26	2016	1	13	6,172	9.50	123	64,993	3,028	3,144	49.06	50.94
7	17	2016	1	12	6,169	9.49	124	64,993	2,992	3,177	48.50	51.50
9	2	2016	6	15	6,169	9.49	125	64,993	4,003	2,166	64.89	35.11
8	21	2016	1	14	6,167	9.49	126	64,993	2,821	3,346	45.74	54.26
4	29	2016	6	16	6,162	9.48	127	64,993	3,971	2,191	64.44	35.56
5	1	2016	1	17	6,159	9.48	128	64,993	2,302	3,857	37.38	62.62
8	18	2016	5	16	6,159	9.48	129	64,993	3,552	2,607	57.67	42.33
6	30	2016	5	17	6,155	9.47	130	64,993	4,007	2,148	65.10	34.90
9	23	2016	6	16	6,155	9.47	131	64,993	3,908	2,247	63.49	36.51
6	26	2016	1	16	6,152	9.47	132	64,993	2,418	3,734	39.30	60.70
7	5	2016	3	17	6,151	9.46	133	64,993	3,367	2,784	54.74	45.26
4	22	2016	6	17	6,150	9.46	134	64,993	4,171	1,979	67.82	32.18
5	20	2016	6	16	6,149	9.46	135	64,993	3,814	2,335	62.03	37.97
8	28	2016	1	13	6,146	9.46	136	64,993	2,995	3,151	48.73	51.27
6	10	2016	6	18	6,137	9.44	137	64,993	3,355	2,782	54.67	45.33
8	14	2016	1	14	6,134	9.44	138	64,993	2,918	3,216	47.57	52.43
7	14	2016	5	17	6,126	9.43	139	64,993	3,844	2,282	62.75	37.25
8	12	2016	6	18	6,126	9.43	140	64,993	3,907	2,219	63.78	36.22
8	26	2016	6	15	6,126	9.43	141	64,993	3,624	2,502	59.16	40.84
5	30	2016	2	17	6,120	9.42	142	64,993	2,151	3,969	35.15	64.85
7	21	2016	5	17	6,120	9.42	143	64,993	3,926	2,194	64.15	35.85
8	31	2016	4	17	6,119	9.41	144	64,993	3,689	2,430	60.29	39.71
9	9	2016	6	16	6,119	9.41	145	64,993	3,859	2,260	63.07	36.93
8	14	2016	1	15	6,117	9.41	146	64,993	2,668	3,449	43.62	56.38
1	2	2016	7	13	6,116	9.41	147	64,993	3,502	2,614	57.26	42.74
8	28	2016	1	17	6,116	9.41	148	64,993	2,275	3,841	37.20	62.80
7	17	2016	1	17	6,115	9.41	149	64,993	2,449	3,666	40.05	59.95
11	4	2016	6	16	6,115	9.41	150	64,993	3,831	2,284	62.65	37.35
5	13	2016	6	16	6,109	9.40	151	64,993	3,750	2,359	61.38	38.62
3	11	2016	6	18	6,107	9.40	152	64,993	3,721	2,386	60.93	39.07
7	24	2016	1	12	6,107	9.40	153	64,993	3,334	2,773	54.59	45.41
5	1	2016	1	16	6,106	9.39	154	64,993	2,335	3,771	38.24	61.76
6	10	2016	6	19	6,103	9.39	155	64,993	3,930	2,173	64.39	35.61
11	18	2016	6	17	6,097	9.38	156	64,993	3,668	2,429	60.16	39.84
6	12	2016	1	14	6,095	9.38	157	64,993	2,812	3,283	46.14	53.86
9	2	2016	6	14	6,092	9.37	158	64,993	3,984	2,108	65.40	34.60
1	2	2016	7	17	6,090	9.37	159	64,993	1,759	4,331	28.88	71.12
6	28	2016	3	17	6,076	9.35	160	64,993	3,930	2,146	64.68	35.32
8	25	2016	5	16	6,074	9.35	161	64,993	3,443	2,631	56.68	43.32
5	6	2016	6	18	6,073	9.34	162	64,993	3,866	2,207	63.66	36.34
8	19	2016	6	18	6,073	9.34	163	64,993	3,738	2,335	61.55	38.45
11	11	2016	6	16	6,073	9.34	164	64,993	3,587	2,486	59.06	40.94
6	24	2016	6	15	6,058	9.32	165	64,993	3,835	2,223	63.30	36.70
7	24	2016	1	18	6,053	9.31	166	64,993	2,161	3,892	35.70	64.30
7	23	2016	7	14	6,049	9.31	167	64,993	3,185	2,864	52.65	47.35
6	3	2016	6	16	6,044	9.30	168	64,993	4,001	2,043	66.20	33.80
7	29	2016	6	18	6,039	9.29	169	64,993	3,763	2,276	62.31	37.69

MO	DY	YR	DAY OF WK	HR	HR VOL	PERCENT OF AADT	HOUR NUMBER	AADT	EAST VOLUME	WEST VOLUME	PERCENT EAST IS OF TOTAL VOLUME	PERCENT WEST IS OF TOTAL VOLUME
3	25	2016	6	17	6,031	9.28	170	64,993	4,000	2,031	66.32	33.68
5	26	2016	5	17	6,031	9.28	171	64,993	3,967	2,064	65.78	34.22
4	15	2016	6	16	6,027	9.27	172	64,993	3,875	2,152	64.29	35.71
8	11	2016	5	16	6,027	9.27	173	64,993	3,514	2,513	58.30	41.70
3	11	2016	6	16	6,020	9.26	174	64,993	3,673	2,347	61.01	38.99
3	18	2016	6	16	6,015	9.25	175	64,993	3,761	2,254	62.53	37.47
9	5	2016	2	14	6,015	9.25	176	64,993	2,587	3,428	43.01	56.99
8	22	2016	2	17	6,005	9.24	177	64,993	3,643	2,362	60.67	39.33
6	12	2016	1	13	6,004	9.24	178	64,993	2,961	3,043	49.32	50.68
8	7	2016	1	17	5,996	9.23	179	64,993	2,754	3,242	45.93	54.07
6	17	2016	6	15	5,991	9.22	180	64,993	3,572	2,419	59.62	40.38
7	23	2016	7	15	5,991	9.22	181	64,993	2,951	3,040	49.26	50.74
9	5	2016	2	15	5,986	9.21	182	64,993	2,483	3,503	41.48	58.52
8	19	2016	6	14	5,974	9.19	183	64,993	3,284	2,690	54.97	45.03
7	28	2016	5	17	5,971	9.19	184	64,993	3,754	2,217	62.87	37.13
12	30	2016	6	14	5,971	9.19	185	64,993	3,216	2,755	53.86	46.14
4	10	2016	1	17	5,968	9.18	186	64,993	2,552	3,416	42.76	57.24
7	23	2016	7	13	5,958	9.17	187	64,993	3,226	2,732	54.15	45.85
8	24	2016	4	17	5,945	9.15	188	64,993	3,657	2,288	61.51	38.49
5	13	2016	6	18	5,943	9.14	189	64,993	3,659	2,284	61.57	38.43
8	4	2016	5	18	5,939	9.14	190	64,993	3,609	2,330	60.77	39.23
7	31	2016	1	16	5,936	9.13	191	64,993	2,564	3,372	43.19	56.81
6	12	2016	1	18	5,916	9.10	192	64,993	2,363	3,553	39.94	60.06
8	21	2016	1	12	5,912	9.10	193	64,993	3,033	2,879	51.30	48.70
2	12	2016	6	18	5,910	9.09	194	64,993	3,802	2,108	64.33	35.67
8	4	2016	5	16	5,910	9.09	195	64,993	3,589	2,321	60.73	39.27
1	15	2016	6	17	5,908	9.09	196	64,993	3,978	1,930	67.33	32.67
6	23	2016	5	17	5,907	9.09	197	64,993	3,744	2,163	63.38	36.62
5	31	2016	3	17	5,905	9.09	198	64,993	3,580	2,325	60.63	39.37
3	4	2016	6	17	5,900	9.08	199	64,993	3,900	2,000	66.10	33.90
7	27	2016	4	18	5,896	9.07	200	64,993	3,599	2,297	61.04	38.96



**AADT=** 155,082     
**K 30 FACTOR=** 7.11     
**K 100 FACTOR=** 6.99     
**K 200 FACTOR=** 6.84     
**D 30 FACTOR=** 50.65



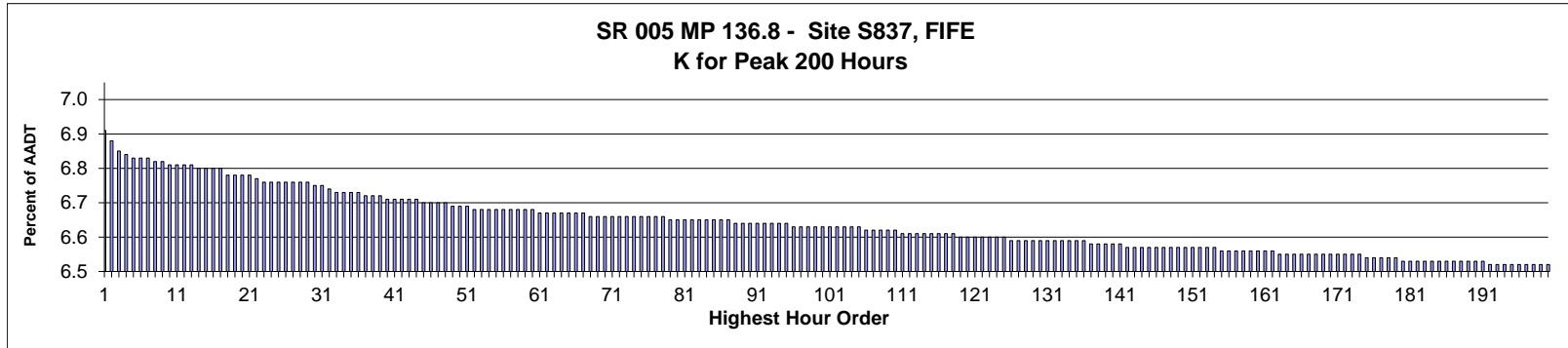
MO	DY	YR	DAY OF WK	HR	HR VOL	PERCENT OF AADT	HOUR NUMBER	AADT	NORTH VOLUME	SOUTH VOLUME	PERCENT NORTH IS OF TOTAL VOLUME	PERCENT SOUTH IS OF TOTAL VOLUME
5	8	2016	1	14	11,535	7.44	1	155,082	5,933	5,602	51.43	48.57
5	22	2016	1	14	11,469	7.40	2	155,082	5,691	5,778	49.62	50.38
4	16	2016	7	12	11,433	7.37	3	155,082	5,728	5,705	50.10	49.90
5	8	2016	1	13	11,334	7.31	4	155,082	5,789	5,545	51.08	48.92
3	19	2016	7	15	11,296	7.28	5	155,082	5,783	5,513	51.20	48.80
3	19	2016	7	14	11,290	7.28	6	155,082	5,754	5,536	50.97	49.03
5	8	2016	1	15	11,273	7.27	7	155,082	5,807	5,466	51.51	48.49
3	19	2016	7	13	11,214	7.23	8	155,082	5,815	5,399	51.85	48.15
8	7	2016	1	14	11,199	7.22	9	155,082	5,858	5,341	52.31	47.69
4	16	2016	7	13	11,176	7.21	10	155,082	5,692	5,484	50.93	49.07
4	30	2016	7	12	11,173	7.20	11	155,082	5,617	5,556	50.27	49.73
6	12	2016	1	16	11,173	7.20	12	155,082	5,726	5,447	51.25	48.75
3	12	2016	7	17	11,158	7.19	13	155,082	5,619	5,539	50.36	49.64
6	26	2016	1	14	11,158	7.19	14	155,082	5,745	5,413	51.49	48.51
4	23	2016	7	12	11,147	7.19	15	155,082	5,652	5,495	50.70	49.30
6	11	2016	7	13	11,136	7.18	16	155,082	5,740	5,396	51.54	48.46

MO	DY	YR	DAY OF WK	HR	HR VOL	PERCENT OF AADT	HOUR NUMBER	AADT	NORTH VOLUME	SOUTH VOLUME	PERCENT NORTH IS OF TOTAL VOLUME	PERCENT SOUTH IS OF TOTAL VOLUME
8	6	2016	7	13	11,130	7.18	17	155,082	5,616	5,514	50.46	49.54
3	19	2016	7	16	11,114	7.17	18	155,082	5,526	5,588	49.72	50.28
6	12	2016	1	14	11,108	7.16	19	155,082	5,580	5,528	50.23	49.77
8	27	2016	7	13	11,092	7.15	20	155,082	5,761	5,331	51.94	48.06
6	25	2016	7	12	11,081	7.15	21	155,082	5,564	5,517	50.21	49.79
9	18	2016	1	13	11,075	7.14	22	155,082	5,580	5,495	50.38	49.62
10	8	2016	7	13	11,073	7.14	23	155,082	5,740	5,333	51.84	48.16
2	27	2016	7	14	11,070	7.14	24	155,082	5,788	5,282	52.29	47.71
6	19	2016	1	13	11,065	7.13	25	155,082	5,511	5,554	49.81	50.19
1	30	2016	7	13	11,060	7.13	26	155,082	5,678	5,382	51.34	48.66
4	10	2016	1	14	11,054	7.13	27	155,082	5,702	5,352	51.58	48.42
4	23	2016	7	13	11,047	7.12	28	155,082	5,561	5,486	50.34	49.66
10	1	2016	7	17	11,036	7.12	29	155,082	5,665	5,371	51.33	48.67
5	21	2016	7	18	11,033	7.11	30	155,082	5,445	5,588	49.35	50.65
7	10	2016	1	14	11,033	7.11	31	155,082	5,630	5,403	51.03	48.97
6	4	2016	7	13	11,030	7.11	32	155,082	5,509	5,521	49.95	50.05
5	1	2016	1	13	11,026	7.11	33	155,082	5,712	5,314	51.80	48.20
6	11	2016	7	12	11,026	7.11	34	155,082	5,635	5,391	51.11	48.89
2	20	2016	7	13	11,023	7.11	35	155,082	5,858	5,165	53.14	46.86
1	30	2016	7	14	11,018	7.10	36	155,082	5,669	5,349	51.45	48.55
1	30	2016	7	15	11,016	7.10	37	155,082	5,585	5,431	50.70	49.30
3	5	2016	7	15	11,014	7.10	38	155,082	5,452	5,562	49.50	50.50
5	22	2016	1	13	11,011	7.10	39	155,082	5,503	5,508	49.98	50.02
12	3	2016	7	13	11,005	7.10	40	155,082	5,609	5,396	50.97	49.03
6	25	2016	7	13	11,002	7.09	41	155,082	5,507	5,495	50.05	49.95
3	5	2016	7	13	10,996	7.09	42	155,082	5,645	5,351	51.34	48.66
3	5	2016	7	16	10,996	7.09	43	155,082	5,484	5,512	49.87	50.13
11	6	2016	1	14	10,992	7.09	44	155,082	5,595	5,397	50.90	49.10
8	21	2016	1	13	10,990	7.09	45	155,082	5,572	5,418	50.70	49.30
2	27	2016	7	13	10,989	7.09	46	155,082	5,732	5,257	52.16	47.84
12	17	2016	7	15	10,983	7.08	47	155,082	5,643	5,340	51.38	48.62
6	4	2016	7	12	10,978	7.08	48	155,082	5,376	5,602	48.97	51.03
3	26	2016	7	13	10,976	7.08	49	155,082	5,671	5,305	51.67	48.33
4	16	2016	7	16	10,973	7.08	50	155,082	5,492	5,481	50.05	49.95
11	19	2016	7	12	10,969	7.07	51	155,082	5,754	5,215	52.46	47.54
3	5	2016	7	14	10,958	7.07	52	155,082	5,449	5,509	49.73	50.27
4	23	2016	7	14	10,958	7.07	53	155,082	5,459	5,499	49.82	50.18
9	24	2016	7	17	10,957	7.07	54	155,082	5,670	5,287	51.75	48.25
7	10	2016	1	13	10,955	7.06	55	155,082	5,793	5,162	52.88	47.12
8	6	2016	7	12	10,955	7.06	56	155,082	5,647	5,308	51.55	48.45
6	12	2016	1	17	10,949	7.06	57	155,082	5,588	5,361	51.04	48.96
12	3	2016	7	14	10,947	7.06	58	155,082	5,546	5,401	50.66	49.34
8	28	2016	1	14	10,941	7.05	59	155,082	5,685	5,256	51.96	48.04
3	12	2016	7	14	10,935	7.05	60	155,082	5,683	5,252	51.97	48.03
4	16	2016	7	17	10,935	7.05	61	155,082	5,548	5,387	50.74	49.26
10	1	2016	7	13	10,930	7.05	62	155,082	5,635	5,295	51.56	48.44
2	6	2016	7	13	10,929	7.05	63	155,082	5,705	5,224	52.20	47.80
2	20	2016	7	16	10,929	7.05	64	155,082	5,616	5,313	51.39	48.61
6	4	2016	7	14	10,928	7.05	65	155,082	5,547	5,381	50.76	49.24
3	19	2016	7	17	10,924	7.04	66	155,082	5,414	5,510	49.56	50.44
10	22	2016	7	17	10,923	7.04	67	155,082	5,589	5,334	51.17	48.83

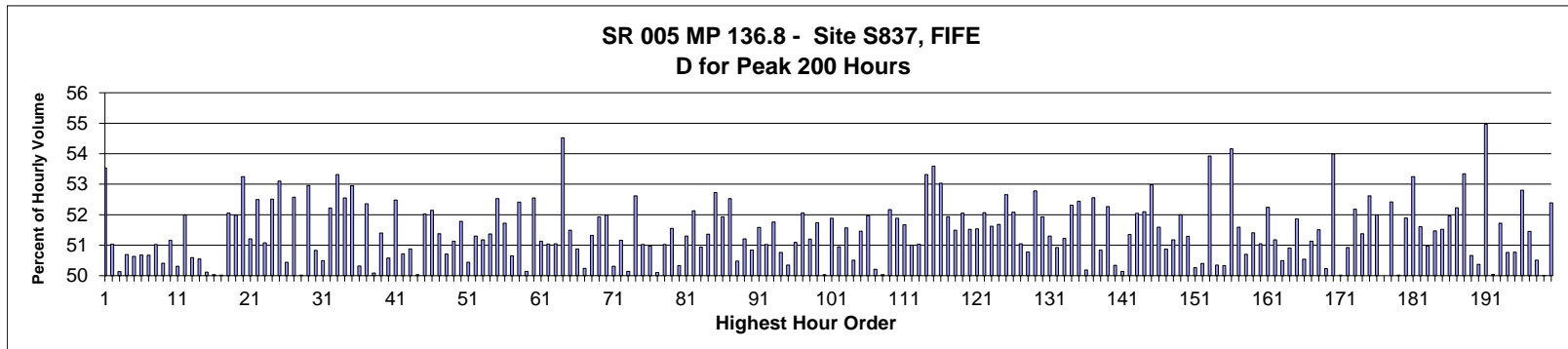
MO	DY	YR	DAY OF WK	HR	HR VOL	PERCENT OF AADT	HOUR NUMBER	AADT	NORTH VOLUME	SOUTH VOLUME	PERCENT NORTH IS OF TOTAL VOLUME	PERCENT SOUTH IS OF TOTAL VOLUME
3	26	2016	7	14	10,920	7.04	68	155,082	5,588	5,332	51.17	48.83
3	26	2016	7	15	10,918	7.04	69	155,082	5,528	5,390	50.63	49.37
5	22	2016	1	15	10,916	7.04	70	155,082	5,307	5,609	48.62	51.38
9	17	2016	7	16	10,915	7.04	71	155,082	5,673	5,242	51.97	48.03
7	9	2016	7	12	10,913	7.04	72	155,082	5,761	5,152	52.79	47.21
6	12	2016	1	13	10,909	7.03	73	155,082	5,596	5,313	51.30	48.70
3	5	2016	7	12	10,901	7.03	74	155,082	5,658	5,243	51.90	48.10
3	12	2016	7	15	10,901	7.03	75	155,082	5,627	5,274	51.62	48.38
1	16	2016	7	13	10,900	7.03	76	155,082	5,508	5,392	50.53	49.47
2	20	2016	7	14	10,895	7.03	77	155,082	5,659	5,236	51.94	48.06
6	11	2016	7	14	10,895	7.03	78	155,082	5,495	5,400	50.44	49.56
11	12	2016	7	13	10,889	7.02	79	155,082	5,728	5,161	52.60	47.40
2	6	2016	7	15	10,888	7.02	80	155,082	5,396	5,492	49.56	50.44
7	9	2016	7	13	10,885	7.02	81	155,082	5,600	5,285	51.45	48.55
7	10	2016	1	17	10,883	7.02	82	155,082	5,741	5,142	52.75	47.25
12	17	2016	7	14	10,882	7.02	83	155,082	5,502	5,380	50.56	49.44
6	12	2016	1	18	10,881	7.02	84	155,082	5,526	5,355	50.79	49.21
6	18	2016	7	13	10,880	7.02	85	155,082	5,442	5,438	50.02	49.98
2	6	2016	7	14	10,875	7.01	86	155,082	5,542	5,333	50.96	49.04
5	21	2016	7	17	10,871	7.01	87	155,082	5,319	5,552	48.93	51.07
5	8	2016	1	17	10,868	7.01	88	155,082	5,496	5,372	50.57	49.43
3	19	2016	7	12	10,863	7.00	89	155,082	5,687	5,176	52.35	47.65
9	11	2016	1	13	10,858	7.00	90	155,082	5,571	5,287	51.31	48.69
9	24	2016	7	18	10,858	7.00	91	155,082	5,640	5,218	51.94	48.06
2	20	2016	7	18	10,855	7.00	92	155,082	5,589	5,266	51.49	48.51
6	5	2016	1	14	10,855	7.00	93	155,082	5,449	5,406	50.20	49.80
5	8	2016	1	18	10,854	7.00	94	155,082	5,457	5,397	50.28	49.72
4	16	2016	7	15	10,848	7.00	95	155,082	5,430	5,418	50.06	49.94
4	9	2016	7	14	10,845	6.99	96	155,082	5,570	5,275	51.36	48.64
5	8	2016	1	16	10,844	6.99	97	155,082	5,423	5,421	50.01	49.99
4	23	2016	7	17	10,837	6.99	98	155,082	5,508	5,329	50.83	49.17
12	18	2016	1	14	10,837	6.99	99	155,082	5,529	5,308	51.02	48.98
1	9	2016	7	14	10,834	6.99	100	155,082	5,327	5,507	49.17	50.83
2	27	2016	7	15	10,833	6.99	101	155,082	5,563	5,270	51.35	48.65
6	12	2016	1	15	10,830	6.98	102	155,082	5,395	5,435	49.82	50.18
4	17	2016	1	14	10,828	6.98	103	155,082	5,505	5,323	50.84	49.16
4	16	2016	7	11	10,827	6.98	104	155,082	5,391	5,436	49.79	50.21
3	5	2016	7	17	10,825	6.98	105	155,082	5,379	5,446	49.69	50.31
4	9	2016	7	12	10,824	6.98	106	155,082	5,609	5,215	51.82	48.18
10	23	2016	1	17	10,818	6.98	107	155,082	5,621	5,197	51.96	48.04
11	12	2016	7	15	10,817	6.98	108	155,082	5,371	5,446	49.65	50.35
3	19	2016	7	18	10,815	6.97	109	155,082	5,388	5,427	49.82	50.18
6	26	2016	1	13	10,815	6.97	110	155,082	5,601	5,214	51.79	48.21
9	17	2016	7	12	10,815	6.97	111	155,082	5,548	5,267	51.30	48.70
6	5	2016	1	17	10,811	6.97	112	155,082	5,396	5,415	49.91	50.09
9	3	2016	7	14	10,801	6.96	113	155,082	5,552	5,249	51.40	48.60
8	28	2016	1	15	10,794	6.96	114	155,082	5,561	5,233	51.52	48.48
2	27	2016	7	17	10,793	6.96	115	155,082	5,456	5,337	50.55	49.45
3	5	2016	7	18	10,793	6.96	116	155,082	5,438	5,355	50.38	49.62
4	9	2016	7	15	10,793	6.96	117	155,082	5,411	5,382	50.13	49.87
5	21	2016	7	15	10,787	6.96	118	155,082	5,419	5,368	50.24	49.76

MO	DY	YR	DAY OF WK	HR	HR VOL	PERCENT OF AADT	HOUR NUMBER	AADT	NORTH VOLUME	SOUTH VOLUME	PERCENT NORTH IS OF TOTAL VOLUME	PERCENT SOUTH IS OF TOTAL VOLUME
11	12	2016	7	14	10,782	6.95	119	155,082	5,377	5,405	49.87	50.13
10	8	2016	7	12	10,781	6.95	120	155,082	5,598	5,183	51.92	48.08
4	17	2016	1	13	10,773	6.95	121	155,082	5,369	5,404	49.84	50.16
11	12	2016	7	12	10,769	6.94	122	155,082	5,671	5,098	52.66	47.34
5	22	2016	1	16	10,767	6.94	123	155,082	5,427	5,340	50.40	49.60
4	2	2016	7	16	10,763	6.94	124	155,082	5,406	5,357	50.23	49.77
8	27	2016	7	17	10,763	6.94	125	155,082	5,542	5,221	51.49	48.51
7	9	2016	7	17	10,759	6.94	126	155,082	5,397	5,362	50.16	49.84
10	22	2016	7	12	10,758	6.94	127	155,082	5,492	5,266	51.05	48.95
4	30	2016	7	13	10,757	6.94	128	155,082	5,250	5,507	48.81	51.19
5	22	2016	1	17	10,756	6.94	129	155,082	5,186	5,570	48.21	51.79
6	5	2016	1	15	10,751	6.93	130	155,082	5,578	5,173	51.88	48.12
4	23	2016	7	15	10,749	6.93	131	155,082	5,425	5,324	50.47	49.53
8	6	2016	7	16	10,747	6.93	132	155,082	5,441	5,306	50.63	49.37
8	7	2016	1	13	10,742	6.93	133	155,082	5,584	5,158	51.98	48.02
12	3	2016	7	15	10,742	6.93	134	155,082	5,418	5,324	50.44	49.56
4	9	2016	7	18	10,741	6.93	135	155,082	5,368	5,373	49.98	50.02
11	19	2016	7	13	10,739	6.92	136	155,082	5,528	5,211	51.48	48.52
8	7	2016	1	15	10,737	6.92	137	155,082	5,483	5,254	51.07	48.93
4	2	2016	7	13	10,730	6.92	138	155,082	5,522	5,208	51.46	48.54
2	7	2016	1	15	10,728	6.92	139	155,082	5,422	5,306	50.54	49.46
9	25	2016	1	18	10,727	6.92	140	155,082	5,473	5,254	51.02	48.98
7	9	2016	7	18	10,726	6.92	141	155,082	5,430	5,296	50.62	49.38
4	2	2016	7	14	10,720	6.91	142	155,082	5,398	5,322	50.35	49.65
9	24	2016	7	12	10,720	6.91	143	155,082	5,500	5,220	51.31	48.69
2	13	2016	7	12	10,717	6.91	144	155,082	5,446	5,271	50.82	49.18
1	9	2016	7	17	10,712	6.91	145	155,082	5,392	5,320	50.34	49.66
4	23	2016	7	16	10,709	6.91	146	155,082	5,400	5,309	50.42	49.58
9	25	2016	1	14	10,703	6.90	147	155,082	5,580	5,123	52.13	47.87
4	23	2016	7	18	10,694	6.90	148	155,082	5,482	5,212	51.26	48.74
4	2	2016	7	15	10,693	6.90	149	155,082	5,331	5,362	49.86	50.14
5	21	2016	7	16	10,693	6.90	150	155,082	5,336	5,357	49.90	50.10
5	28	2016	7	14	10,690	6.89	151	155,082	5,395	5,295	50.47	49.53
4	2	2016	7	12	10,689	6.89	152	155,082	5,526	5,163	51.70	48.30
3	26	2016	7	17	10,687	6.89	153	155,082	5,258	5,429	49.20	50.80
4	16	2016	7	14	10,685	6.89	154	155,082	5,340	5,345	49.98	50.02
8	27	2016	7	12	10,685	6.89	155	155,082	5,525	5,160	51.71	48.29
10	22	2016	7	11	10,682	6.89	156	155,082	5,676	5,006	53.14	46.86
8	21	2016	1	14	10,675	6.88	157	155,082	5,459	5,216	51.14	48.86
3	12	2016	7	13	10,673	6.88	158	155,082	5,421	5,252	50.79	49.21
3	12	2016	7	18	10,668	6.88	159	155,082	5,304	5,364	49.72	50.28
6	19	2016	1	14	10,668	6.88	160	155,082	5,271	5,397	49.41	50.59
1	9	2016	7	13	10,665	6.88	161	155,082	5,422	5,243	50.84	49.16
10	1	2016	7	12	10,665	6.88	162	155,082	5,567	5,098	52.20	47.80
5	14	2016	7	12	10,661	6.87	163	155,082	5,362	5,299	50.30	49.70
6	26	2016	1	16	10,661	6.87	164	155,082	5,373	5,288	50.40	49.60
4	24	2016	1	17	10,660	6.87	165	155,082	5,418	5,242	50.83	49.17
6	5	2016	1	13	10,658	6.87	166	155,082	5,284	5,374	49.58	50.42
12	17	2016	7	17	10,657	6.87	167	155,082	5,565	5,092	52.22	47.78
9	11	2016	1	14	10,655	6.87	168	155,082	5,543	5,112	52.02	47.98
3	26	2016	7	12	10,653	6.87	169	155,082	5,498	5,155	51.61	48.39

MO	DY	YR	DAY OF WK	HR	HR VOL	PERCENT OF AADT	HOUR NUMBER	AADT	NORTH VOLUME	SOUTH VOLUME	PERCENT NORTH IS OF TOTAL VOLUME	PERCENT SOUTH IS OF TOTAL VOLUME
6	18	2016	7	14	10,653	6.87	170	155,082	5,253	5,400	49.31	50.69
10	9	2016	1	14	10,650	6.87	171	155,082	5,487	5,163	51.52	48.48
10	1	2016	7	15	10,648	6.87	172	155,082	5,354	5,294	50.28	49.72
6	19	2016	1	15	10,645	6.86	173	155,082	5,452	5,193	51.22	48.78
6	4	2016	7	11	10,643	6.86	174	155,082	5,221	5,422	49.06	50.94
3	26	2016	7	16	10,642	6.86	175	155,082	5,130	5,512	48.21	51.79
9	17	2016	7	17	10,642	6.86	176	155,082	5,492	5,150	51.61	48.39
8	21	2016	1	12	10,640	6.86	177	155,082	5,252	5,388	49.36	50.64
6	18	2016	7	16	10,636	6.86	178	155,082	5,297	5,339	49.80	50.20
2	6	2016	7	16	10,635	6.86	179	155,082	5,161	5,474	48.53	51.47
4	9	2016	7	13	10,633	6.86	180	155,082	5,444	5,189	51.20	48.80
11	19	2016	7	16	10,631	6.86	181	155,082	5,461	5,170	51.37	48.63
1	9	2016	7	15	10,629	6.85	182	155,082	5,351	5,278	50.34	49.66
7	9	2016	7	16	10,629	6.85	183	155,082	5,358	5,271	50.41	49.59
4	3	2016	1	15	10,628	6.85	184	155,082	5,620	5,008	52.88	47.12
11	19	2016	7	17	10,627	6.85	185	155,082	5,514	5,113	51.89	48.11
9	24	2016	7	16	10,626	6.85	186	155,082	5,359	5,267	50.43	49.57
8	6	2016	7	17	10,624	6.85	187	155,082	5,593	5,031	52.64	47.36
2	6	2016	7	18	10,622	6.85	188	155,082	5,286	5,336	49.76	50.24
2	13	2016	7	13	10,622	6.85	189	155,082	5,365	5,257	50.51	49.49
6	18	2016	7	19	10,622	6.85	190	155,082	5,387	5,235	50.72	49.28
2	27	2016	7	12	10,621	6.85	191	155,082	5,544	5,077	52.20	47.80
12	17	2016	7	12	10,621	6.85	192	155,082	5,541	5,080	52.17	47.83
2	20	2016	7	17	10,620	6.85	193	155,082	5,564	5,056	52.39	47.61
12	30	2016	6	15	10,620	6.85	194	155,082	5,378	5,242	50.64	49.36
9	24	2016	7	13	10,619	6.85	195	155,082	5,396	5,223	50.81	49.19
6	19	2016	1	12	10,615	6.84	196	155,082	5,294	5,321	49.87	50.13
8	28	2016	1	17	10,615	6.84	197	155,082	5,502	5,113	51.83	48.17
3	12	2016	7	12	10,612	6.84	198	155,082	5,597	5,015	52.74	47.26
4	16	2016	7	18	10,612	6.84	199	155,082	5,317	5,295	50.10	49.90
12	3	2016	7	16	10,609	6.84	200	155,082	5,747	4,862	54.17	45.83



AADT= 195,144      K 30 FACTOR= 6.70      K 100 FACTOR= 6.58      K 200 FACTOR= 6.47      D 30 FACTOR= 50.83



MO	DY	YR	DAY OF WK	HR	HR VOL	PERCENT OF AADT	HOUR NUMBER	AADT	NORTH VOLUME	SOUTH VOLUME	PERCENT NORTH IS OF TOTAL VOLUME	PERCENT SOUTH IS OF TOTAL VOLUME
4	10	2016	1	14	13,395	6.86	1	195,144	6,225	7,170	46.47	53.53
3	19	2016	7	14	13,332	6.83	2	195,144	6,529	6,803	48.97	51.03
3	19	2016	7	15	13,272	6.80	3	195,144	6,653	6,619	50.13	49.87
5	24	2016	3	8	13,254	6.79	4	195,144	6,718	6,536	50.69	49.31
9	17	2016	7	16	13,231	6.78	5	195,144	6,532	6,699	49.37	50.63
6	9	2016	5	8	13,227	6.78	6	195,144	6,703	6,524	50.68	49.32
9	17	2016	7	17	13,223	6.78	7	195,144	6,523	6,700	49.33	50.67
2	24	2016	4	8	13,217	6.77	8	195,144	6,743	6,474	51.02	48.98
12	26	2016	2	13	13,215	6.77	9	195,144	6,553	6,662	49.59	50.41
7	10	2016	1	18	13,200	6.76	10	195,144	6,753	6,447	51.16	48.84
5	10	2016	3	8	13,187	6.76	11	195,144	6,634	6,553	50.31	49.69
3	19	2016	7	13	13,186	6.76	12	195,144	6,331	6,855	48.01	51.99
3	19	2016	7	17	13,184	6.76	13	195,144	6,670	6,514	50.59	49.41
6	8	2016	4	8	13,181	6.75	14	195,144	6,663	6,518	50.55	49.45
12	30	2016	6	14	13,176	6.75	15	195,144	6,572	6,604	49.88	50.12
5	15	2016	1	17	13,166	6.75	16	195,144	6,587	6,579	50.03	49.97

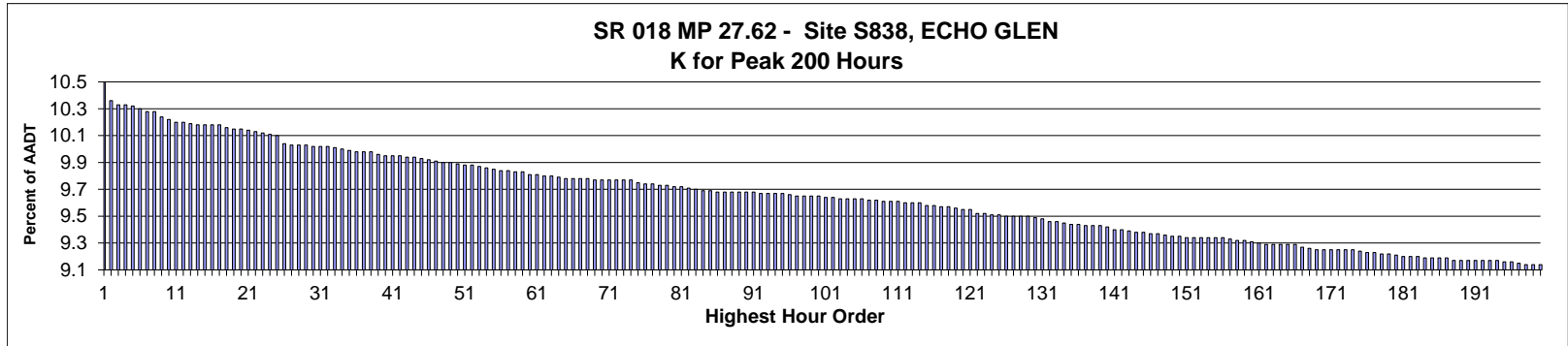


MO	DY	YR	DAY OF WK	HR	HR VOL	PERCENT OF AADT	HOUR NUMBER	AADT	NORTH VOLUME	SOUTH VOLUME	PERCENT NORTH IS OF TOTAL VOLUME	PERCENT SOUTH IS OF TOTAL VOLUME
5	19	2016	5	8	13,164	6.75	17	195,144	6,584	6,580	50.02	49.98
7	10	2016	1	17	13,142	6.73	18	195,144	6,840	6,302	52.05	47.95
10	22	2016	7	16	13,139	6.73	19	195,144	6,829	6,310	51.98	48.02
7	13	2016	4	8	13,135	6.73	20	195,144	6,995	6,140	53.25	46.75
6	2	2016	5	8	13,127	6.73	21	195,144	6,722	6,405	51.21	48.79
3	24	2016	5	15	13,116	6.72	22	195,144	6,230	6,886	47.50	52.50
12	15	2016	5	15	13,100	6.71	23	195,144	6,408	6,692	48.92	51.08
8	17	2016	4	8	13,097	6.71	24	195,144	6,877	6,220	52.51	47.49
3	19	2016	7	18	13,096	6.71	25	195,144	6,954	6,142	53.10	46.90
3	19	2016	7	16	13,092	6.71	26	195,144	6,604	6,488	50.44	49.56
8	10	2016	4	8	13,089	6.71	27	195,144	6,881	6,208	52.57	47.43
4	10	2016	1	13	13,088	6.71	28	195,144	6,542	6,546	49.98	50.02
2	6	2016	7	17	13,085	6.71	29	195,144	6,155	6,930	47.04	52.96
5	11	2016	4	8	13,082	6.70	30	195,144	6,649	6,433	50.83	49.17
5	15	2016	1	18	13,076	6.70	31	195,144	6,602	6,474	50.49	49.51
7	20	2016	4	8	13,050	6.69	32	195,144	6,815	6,235	52.22	47.78
10	23	2016	1	17	13,041	6.68	33	195,144	6,953	6,088	53.32	46.68
7	12	2016	3	8	13,036	6.68	34	195,144	6,850	6,186	52.55	47.45
4	5	2016	3	15	13,032	6.68	35	195,144	6,131	6,901	47.05	52.95
5	22	2016	1	14	13,027	6.68	36	195,144	6,472	6,555	49.68	50.32
4	16	2016	7	17	13,019	6.67	37	195,144	6,202	6,817	47.64	52.36
5	26	2016	5	8	13,017	6.67	38	195,144	6,520	6,497	50.09	49.91
11	19	2016	7	14	13,013	6.67	39	195,144	6,689	6,324	51.40	48.60
4	28	2016	5	8	13,004	6.66	40	195,144	6,577	6,427	50.58	49.42
12	30	2016	6	12	13,004	6.66	41	195,144	6,179	6,825	47.52	52.48
5	18	2016	4	8	13,002	6.66	42	195,144	6,595	6,407	50.72	49.28
5	22	2016	1	13	12,990	6.66	43	195,144	6,609	6,381	50.88	49.12
5	15	2016	1	15	12,988	6.66	44	195,144	6,498	6,490	50.03	49.97
10	8	2016	7	12	12,977	6.65	45	195,144	6,227	6,750	47.98	52.02
3	27	2016	1	15	12,976	6.65	46	195,144	6,210	6,766	47.86	52.14
6	21	2016	3	8	12,975	6.65	47	195,144	6,667	6,308	51.38	48.62
12	17	2016	7	13	12,971	6.65	48	195,144	6,393	6,578	49.29	50.71
6	16	2016	5	8	12,960	6.64	49	195,144	6,627	6,333	51.13	48.87
2	5	2016	6	14	12,956	6.64	50	195,144	6,248	6,708	48.22	51.78
7	10	2016	1	14	12,948	6.64	51	195,144	6,417	6,531	49.56	50.44
10	1	2016	7	16	12,945	6.63	52	195,144	6,304	6,641	48.70	51.30
5	8	2016	1	12	12,943	6.63	53	195,144	6,319	6,624	48.82	51.18
10	8	2016	7	13	12,943	6.63	54	195,144	6,294	6,649	48.63	51.37
3	12	2016	7	15	12,942	6.63	55	195,144	6,143	6,799	47.47	52.53
4	10	2016	1	17	12,940	6.63	56	195,144	6,247	6,693	48.28	51.72
4	19	2016	3	8	12,936	6.63	57	195,144	6,552	6,384	50.65	49.35
6	18	2016	7	12	12,936	6.63	58	195,144	6,156	6,780	47.59	52.41
12	30	2016	6	13	12,934	6.63	59	195,144	6,449	6,485	49.86	50.14
10	2	2016	1	16	12,929	6.63	60	195,144	6,135	6,794	47.45	52.55
9	15	2016	5	8	12,926	6.62	61	195,144	6,609	6,317	51.13	48.87
3	27	2016	1	14	12,925	6.62	62	195,144	6,328	6,597	48.96	51.04
5	31	2016	3	8	12,918	6.62	63	195,144	6,595	6,323	51.05	48.95
1	18	2016	2	15	12,917	6.62	64	195,144	5,875	7,042	45.48	54.52
5	9	2016	2	8	12,916	6.62	65	195,144	6,650	6,266	51.49	48.51
6	7	2016	3	8	12,911	6.62	66	195,144	6,569	6,342	50.88	49.12
3	8	2016	3	8	12,909	6.62	67	195,144	6,423	6,486	49.76	50.24

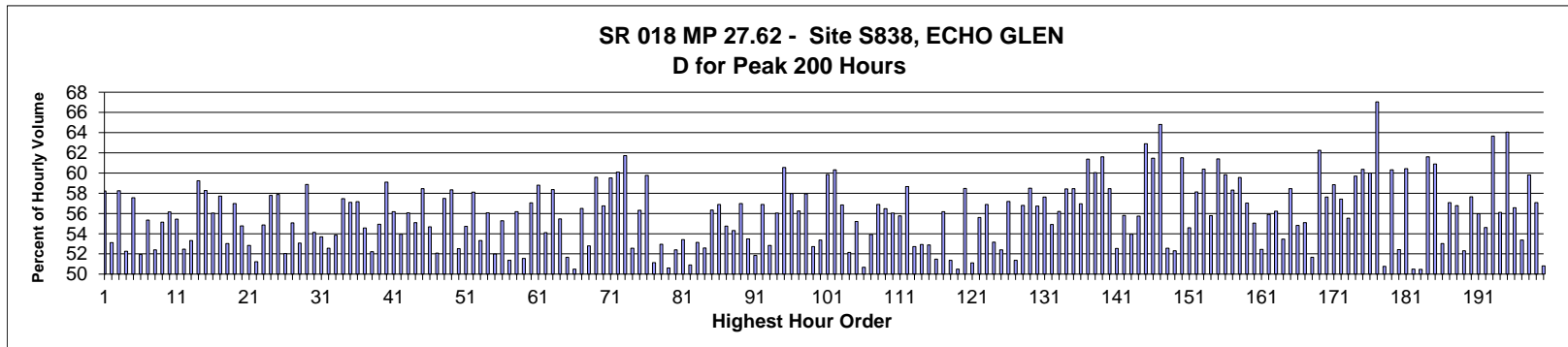
MO	DY	YR	DAY OF WK	HR	HR VOL	PERCENT OF AADT	HOUR NUMBER	AADT	NORTH VOLUME	SOUTH VOLUME	PERCENT NORTH IS OF TOTAL VOLUME	PERCENT SOUTH IS OF TOTAL VOLUME
3	12	2016	7	13	12,901	6.61	68	195,144	6,280	6,621	48.68	51.32
4	16	2016	7	15	12,901	6.61	69	195,144	6,202	6,699	48.07	51.93
6	14	2016	3	8	12,901	6.61	70	195,144	6,706	6,195	51.98	48.02
9	28	2016	4	8	12,900	6.61	71	195,144	6,410	6,490	49.69	50.31
3	12	2016	7	12	12,898	6.61	72	195,144	6,300	6,598	48.84	51.16
5	17	2016	3	8	12,897	6.61	73	195,144	6,431	6,466	49.86	50.14
8	9	2016	3	8	12,896	6.61	74	195,144	6,786	6,110	52.62	47.38
6	1	2016	4	8	12,895	6.61	75	195,144	6,579	6,316	51.02	48.98
4	17	2016	1	14	12,893	6.61	76	195,144	6,322	6,571	49.03	50.97
9	30	2016	6	15	12,893	6.61	77	195,144	6,459	6,434	50.10	49.90
7	14	2016	5	8	12,890	6.61	78	195,144	6,577	6,313	51.02	48.98
12	26	2016	2	12	12,887	6.60	79	195,144	6,244	6,643	48.45	51.55
5	15	2016	1	14	12,884	6.60	80	195,144	6,484	6,400	50.33	49.67
11	19	2016	7	17	12,883	6.60	81	195,144	6,274	6,609	48.70	51.30
11	23	2016	4	12	12,882	6.60	82	195,144	6,166	6,716	47.87	52.13
4	27	2016	4	8	12,875	6.60	83	195,144	6,559	6,316	50.94	49.06
3	27	2016	1	13	12,873	6.60	84	195,144	6,261	6,612	48.64	51.36
3	26	2016	7	13	12,872	6.60	85	195,144	6,084	6,788	47.27	52.73
5	25	2016	4	8	12,871	6.60	86	195,144	6,684	6,187	51.93	48.07
2	5	2016	6	15	12,870	6.60	87	195,144	6,110	6,760	47.47	52.53
9	17	2016	7	15	12,869	6.59	88	195,144	6,496	6,373	50.48	49.52
10	1	2016	7	15	12,867	6.59	89	195,144	6,278	6,589	48.79	51.21
4	9	2016	7	11	12,865	6.59	90	195,144	6,325	6,540	49.16	50.84
7	27	2016	4	8	12,862	6.59	91	195,144	6,634	6,228	51.58	48.42
9	24	2016	7	13	12,861	6.59	92	195,144	6,299	6,562	48.98	51.02
10	22	2016	7	18	12,856	6.59	93	195,144	6,654	6,202	51.76	48.24
11	7	2016	2	16	12,853	6.59	94	195,144	6,329	6,524	49.24	50.76
9	29	2016	5	8	12,851	6.59	95	195,144	6,380	6,471	49.65	50.35
4	25	2016	2	8	12,849	6.58	96	195,144	6,564	6,285	51.09	48.91
12	29	2016	5	14	12,847	6.58	97	195,144	6,159	6,688	47.94	52.06
7	10	2016	1	15	12,845	6.58	98	195,144	6,269	6,576	48.80	51.20
9	24	2016	7	17	12,845	6.58	99	195,144	6,199	6,646	48.26	51.74
4	21	2016	5	8	12,843	6.58	100	195,144	6,418	6,425	49.97	50.03
8	16	2016	3	8	12,841	6.58	101	195,144	6,662	6,179	51.88	48.12
3	3	2016	5	8	12,840	6.58	102	195,144	6,298	6,542	49.05	50.95
8	11	2016	5	8	12,839	6.58	103	195,144	6,621	6,218	51.57	48.43
6	10	2016	6	8	12,834	6.58	104	195,144	6,351	6,483	49.49	50.51
10	23	2016	1	18	12,834	6.58	105	195,144	6,605	6,229	51.46	48.54
12	16	2016	6	14	12,828	6.57	106	195,144	6,161	6,667	48.03	51.97
3	27	2016	1	16	12,825	6.57	107	195,144	6,440	6,385	50.21	49.79
12	15	2016	5	16	12,825	6.57	108	195,144	6,416	6,409	50.03	49.97
10	22	2016	7	14	12,814	6.57	109	195,144	6,685	6,129	52.17	47.83
8	3	2016	4	8	12,813	6.57	110	195,144	6,647	6,166	51.88	48.12
8	21	2016	1	13	12,811	6.56	111	195,144	6,619	6,192	51.67	48.33
8	25	2016	5	8	12,811	6.56	112	195,144	6,534	6,277	51.00	49.00
6	3	2016	6	8	12,805	6.56	113	195,144	6,535	6,270	51.03	48.97
7	9	2016	7	18	12,803	6.56	114	195,144	6,827	5,976	53.32	46.68
3	5	2016	7	12	12,802	6.56	115	195,144	5,942	6,860	46.41	53.59
9	11	2016	1	18	12,801	6.56	116	195,144	6,013	6,788	46.97	53.03
6	30	2016	5	8	12,798	6.56	117	195,144	6,647	6,151	51.94	48.06
6	12	2016	1	14	12,795	6.56	118	195,144	6,588	6,207	51.49	48.51

MO	DY	YR	DAY OF WK	HR	HR VOL	PERCENT OF AADT	HOUR NUMBER	AADT	NORTH VOLUME	SOUTH VOLUME	PERCENT NORTH IS OF TOTAL VOLUME	PERCENT SOUTH IS OF TOTAL VOLUME
2	6	2016	7	16	12,791	6.55	119	195,144	6,133	6,658	47.95	52.05
6	15	2016	4	8	12,788	6.55	120	195,144	6,588	6,200	51.52	48.48
7	21	2016	5	8	12,787	6.55	121	195,144	6,591	6,196	51.54	48.46
9	24	2016	7	15	12,784	6.55	122	195,144	6,128	6,656	47.93	52.07
6	22	2016	4	8	12,779	6.55	123	195,144	6,596	6,183	51.62	48.38
8	14	2016	1	15	12,775	6.55	124	195,144	6,602	6,173	51.68	48.32
6	29	2016	4	8	12,773	6.55	125	195,144	6,726	6,047	52.66	47.34
3	12	2016	7	14	12,772	6.54	126	195,144	6,120	6,652	47.92	52.08
10	4	2016	3	8	12,770	6.54	127	195,144	6,519	6,251	51.05	48.95
10	23	2016	1	14	12,770	6.54	128	195,144	6,485	6,285	50.78	49.22
7	11	2016	2	8	12,769	6.54	129	195,144	6,740	6,029	52.78	47.22
6	12	2016	1	18	12,768	6.54	130	195,144	6,631	6,137	51.93	48.07
6	6	2016	2	8	12,767	6.54	131	195,144	6,549	6,218	51.30	48.70
8	21	2016	1	16	12,766	6.54	132	195,144	6,501	6,265	50.92	49.08
5	4	2016	4	8	12,762	6.54	133	195,144	6,537	6,225	51.22	48.78
10	7	2016	6	13	12,761	6.54	134	195,144	6,086	6,675	47.69	52.31
4	16	2016	7	14	12,760	6.54	135	195,144	6,069	6,691	47.56	52.44
10	6	2016	5	8	12,759	6.54	136	195,144	6,404	6,355	50.19	49.81
4	29	2016	6	13	12,752	6.53	137	195,144	6,050	6,702	47.44	52.56
4	10	2016	1	18	12,751	6.53	138	195,144	6,269	6,482	49.16	50.84
7	26	2016	3	8	12,751	6.53	139	195,144	6,665	6,086	52.27	47.73
2	27	2016	7	18	12,750	6.53	140	195,144	6,418	6,332	50.34	49.66
10	22	2016	7	17	12,750	6.53	141	195,144	6,393	6,357	50.14	49.86
7	10	2016	1	13	12,730	6.52	142	195,144	6,193	6,537	48.65	51.35
8	31	2016	4	8	12,730	6.52	143	195,144	6,625	6,105	52.04	47.96
9	30	2016	6	13	12,729	6.52	144	195,144	6,097	6,632	47.90	52.10
2	13	2016	7	12	12,725	6.52	145	195,144	5,983	6,742	47.02	52.98
4	8	2016	6	13	12,724	6.52	146	195,144	6,160	6,564	48.41	51.59
5	20	2016	6	8	12,724	6.52	147	195,144	6,473	6,251	50.87	49.13
6	12	2016	1	13	12,723	6.52	148	195,144	6,212	6,511	48.82	51.18
11	12	2016	7	14	12,722	6.52	149	195,144	6,615	6,107	52.00	48.00
6	13	2016	2	8	12,721	6.52	150	195,144	6,524	6,197	51.29	48.71
4	12	2016	3	8	12,719	6.52	151	195,144	6,392	6,327	50.26	49.74
12	26	2016	2	14	12,717	6.52	152	195,144	6,410	6,307	50.40	49.60
9	25	2016	1	17	12,716	6.52	153	195,144	5,859	6,857	46.08	53.92
4	18	2016	2	8	12,714	6.52	154	195,144	6,402	6,312	50.35	49.65
4	26	2016	3	8	12,713	6.51	155	195,144	6,315	6,398	49.67	50.33
9	29	2016	5	15	12,712	6.51	156	195,144	5,827	6,885	45.84	54.16
9	7	2016	4	8	12,711	6.51	157	195,144	6,557	6,154	51.59	48.41
4	17	2016	1	15	12,709	6.51	158	195,144	6,266	6,443	49.30	50.70
2	17	2016	4	8	12,696	6.51	159	195,144	6,169	6,527	48.59	51.41
9	1	2016	5	8	12,696	6.51	160	195,144	6,481	6,215	51.05	48.95
12	22	2016	5	14	12,696	6.51	161	195,144	6,064	6,632	47.76	52.24
3	24	2016	5	14	12,695	6.51	162	195,144	6,198	6,497	48.82	51.18
8	4	2016	5	8	12,694	6.50	163	195,144	6,409	6,285	50.49	49.51
2	6	2016	7	15	12,693	6.50	164	195,144	6,231	6,462	49.09	50.91
10	7	2016	6	12	12,690	6.50	165	195,144	6,109	6,581	48.14	51.86
11	6	2016	1	15	12,690	6.50	166	195,144	6,277	6,413	49.46	50.54
9	8	2016	5	8	12,689	6.50	167	195,144	6,488	6,201	51.13	48.87
6	11	2016	7	11	12,685	6.50	168	195,144	6,151	6,534	48.49	51.51
8	6	2016	7	16	12,684	6.50	169	195,144	6,313	6,371	49.77	50.23

MO	DY	YR	DAY OF WK	HR	HR VOL	PERCENT OF AADT	HOUR NUMBER	AADT	NORTH VOLUME	SOUTH VOLUME	PERCENT NORTH IS OF TOTAL VOLUME	PERCENT SOUTH IS OF TOTAL VOLUME
2	18	2016	5	15	12,682	6.50	170	195,144	5,835	6,847	46.01	53.99
12	28	2016	4	13	12,681	6.50	171	195,144	6,338	6,343	49.98	50.02
2	15	2016	2	16	12,680	6.50	172	195,144	6,223	6,457	49.08	50.92
12	28	2016	4	14	12,680	6.50	173	195,144	6,063	6,617	47.82	52.18
4	11	2016	2	8	12,678	6.50	174	195,144	6,514	6,164	51.38	48.62
8	2	2016	3	8	12,671	6.49	175	195,144	6,668	6,003	52.62	47.38
8	30	2016	3	8	12,667	6.49	176	195,144	6,585	6,082	51.99	48.01
5	15	2016	1	16	12,666	6.49	177	195,144	6,333	6,333	50.00	50.00
6	28	2016	3	8	12,666	6.49	178	195,144	6,640	6,026	52.42	47.58
7	10	2016	1	16	12,656	6.49	179	195,144	6,325	6,331	49.98	50.02
10	28	2016	6	13	12,654	6.48	180	195,144	6,088	6,566	48.11	51.89
7	13	2016	4	9	12,653	6.48	181	195,144	6,738	5,915	53.25	46.75
4	10	2016	1	16	12,651	6.48	182	195,144	6,122	6,529	48.39	51.61
9	18	2016	1	13	12,650	6.48	183	195,144	6,202	6,448	49.03	50.97
4	16	2016	7	12	12,649	6.48	184	195,144	6,139	6,510	48.53	51.47
7	28	2016	5	8	12,648	6.48	185	195,144	6,516	6,132	51.52	48.48
10	28	2016	6	14	12,647	6.48	186	195,144	6,076	6,571	48.04	51.96
11	18	2016	6	14	12,647	6.48	187	195,144	6,041	6,606	47.77	52.23
1	18	2016	2	16	12,645	6.48	188	195,144	5,900	6,745	46.66	53.34
2	27	2016	7	12	12,645	6.48	189	195,144	6,239	6,406	49.34	50.66
2	6	2016	7	14	12,642	6.48	190	195,144	6,368	6,274	50.37	49.63
3	28	2016	2	15	12,636	6.48	191	195,144	5,690	6,946	45.03	54.97
4	9	2016	7	18	12,635	6.47	192	195,144	6,322	6,313	50.04	49.96
12	24	2016	7	13	12,635	6.47	193	195,144	6,100	6,535	48.28	51.72
6	5	2016	1	15	12,633	6.47	194	195,144	6,413	6,220	50.76	49.24
6	26	2016	1	16	12,633	6.47	195	195,144	6,219	6,414	49.23	50.77
7	25	2016	2	8	12,633	6.47	196	195,144	6,670	5,963	52.80	47.20
11	25	2016	6	12	12,628	6.47	197	195,144	6,131	6,497	48.55	51.45
5	12	2016	5	8	12,623	6.47	198	195,144	6,247	6,376	49.49	50.51
9	21	2016	4	8	12,623	6.47	199	195,144	6,313	6,310	50.01	49.99
10	22	2016	7	13	12,623	6.47	200	195,144	6,613	6,010	52.39	47.61



AADT= 26,052      K 30 FACTOR= 10.02      K 100 FACTOR= 9.65      K 200 FACTOR= 9.14      D 30 FACTOR= 54.12



MO	DY	YR	DAY OF WK	HR	HR VOL	PERCENT OF AADT	HOUR NUMBER	AADT	EAST VOLUME	WEST VOLUME	PERCENT IS OF TOTAL VOLUME	PERCENT IS OF TOTAL VOLUME
4	15	2016	6	16	2,736	10.50	1	26,052	1,143	1,593	41.78	58.22
7	15	2016	6	17	2,698	10.36	2	26,052	1,265	1,433	46.89	53.11
5	20	2016	6	16	2,690	10.33	3	26,052	1,123	1,567	41.75	58.25
5	27	2016	6	16	2,690	10.33	4	26,052	1,284	1,406	47.73	52.27
4	8	2016	6	16	2,688	10.32	5	26,052	1,141	1,547	42.45	57.55
6	10	2016	6	15	2,684	10.30	6	26,052	1,290	1,394	48.06	51.94
5	6	2016	6	18	2,677	10.28	7	26,052	1,195	1,482	44.64	55.36
5	27	2016	6	15	2,677	10.28	8	26,052	1,274	1,403	47.59	52.41
6	17	2016	6	16	2,669	10.24	9	26,052	1,197	1,472	44.85	55.15
5	6	2016	6	16	2,662	10.22	10	26,052	1,167	1,495	43.84	56.16
4	1	2016	6	17	2,657	10.20	11	26,052	1,184	1,473	44.56	55.44
6	24	2016	6	16	2,657	10.20	12	26,052	1,263	1,394	47.53	52.47
9	30	2016	6	16	2,654	10.19	13	26,052	1,239	1,415	46.68	53.32
4	29	2016	6	16	2,653	10.18	14	26,052	1,081	1,572	40.75	59.25
5	13	2016	6	16	2,653	10.18	15	26,052	1,107	1,546	41.73	58.27
5	20	2016	6	17	2,653	10.18	16	26,052	1,166	1,487	43.95	56.05

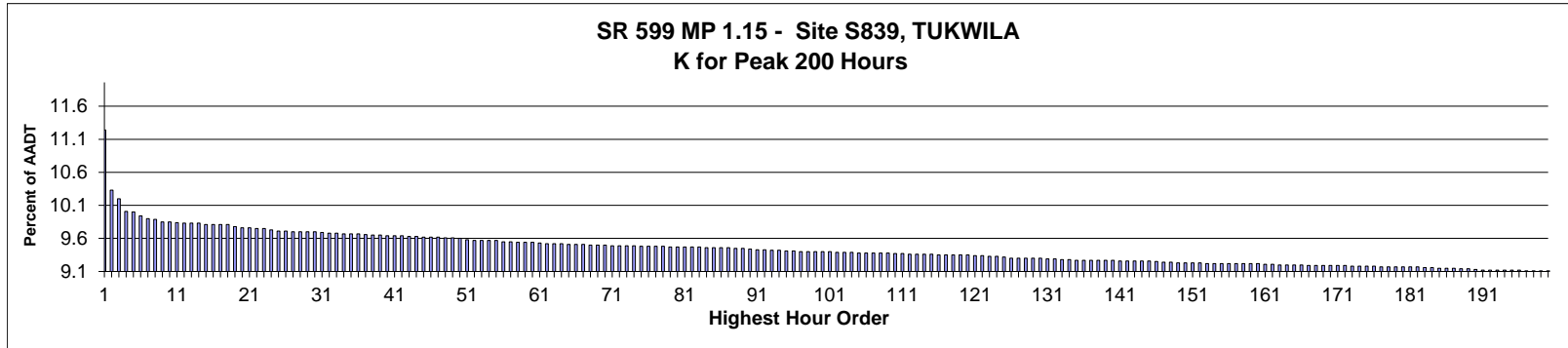
MO	DY	YR	DAY OF WK	HR	HR VOL	PERCENT OF AADT	HOUR NUMBER	AADT	EAST VOLUME	WEST VOLUME	PERCENT EAST IS OF TOTAL VOLUME	PERCENT WEST IS OF TOTAL VOLUME
4	29	2016	6	17	2,652	10.18	17	26,052	1,121	1,531	42.27	57.73
8	14	2016	1	14	2,648	10.16	18	26,052	1,244	1,404	46.98	53.02
4	22	2016	6	16	2,645	10.15	19	26,052	1,138	1,507	43.02	56.98
7	1	2016	6	15	2,644	10.15	20	26,052	1,196	1,448	45.23	54.77
5	27	2016	6	17	2,642	10.14	21	26,052	1,246	1,396	47.16	52.84
8	14	2016	1	13	2,639	10.13	22	26,052	1,287	1,352	48.77	51.23
4	1	2016	6	16	2,637	10.12	23	26,052	1,190	1,447	45.13	54.87
3	25	2016	6	16	2,635	10.11	24	26,052	1,112	1,523	42.20	57.80
3	18	2016	6	16	2,631	10.10	25	26,052	1,108	1,523	42.11	57.89
5	6	2016	6	17	2,616	10.04	26	26,052	1,255	1,361	47.97	52.03
7	1	2016	6	16	2,613	10.03	27	26,052	1,174	1,439	44.93	55.07
9	2	2016	6	15	2,613	10.03	28	26,052	1,226	1,387	46.92	53.08
3	18	2016	6	17	2,612	10.03	29	26,052	1,074	1,538	41.12	58.88
9	16	2016	6	17	2,611	10.02	30	26,052	1,198	1,413	45.88	54.12
7	17	2016	1	14	2,610	10.02	31	26,052	1,209	1,401	46.32	53.68
9	2	2016	6	16	2,610	10.02	32	26,052	1,238	1,372	47.43	52.57
7	22	2016	6	17	2,609	10.01	33	26,052	1,204	1,405	46.15	53.85
4	22	2016	6	17	2,605	10.00	34	26,052	1,108	1,497	42.53	57.47
6	3	2016	6	16	2,603	9.99	35	26,052	1,117	1,486	42.91	57.09
5	13	2016	6	15	2,601	9.98	36	26,052	1,114	1,487	42.83	57.17
5	26	2016	5	17	2,601	9.98	37	26,052	1,182	1,419	45.44	54.56
7	22	2016	6	16	2,599	9.98	38	26,052	1,242	1,357	47.79	52.21
6	3	2016	6	17	2,594	9.96	39	26,052	1,169	1,425	45.07	54.93
4	15	2016	6	17	2,592	9.95	40	26,052	1,060	1,532	40.90	59.10
5	26	2016	5	18	2,592	9.95	41	26,052	1,136	1,456	43.83	56.17
8	14	2016	1	15	2,592	9.95	42	26,052	1,194	1,398	46.06	53.94
7	8	2016	6	15	2,590	9.94	43	26,052	1,138	1,452	43.94	56.06
8	12	2016	6	17	2,590	9.94	44	26,052	1,163	1,427	44.90	55.10
5	13	2016	6	17	2,587	9.93	45	26,052	1,075	1,512	41.55	58.45
6	24	2016	6	15	2,584	9.92	46	26,052	1,171	1,413	45.32	54.68
7	22	2016	6	15	2,581	9.91	47	26,052	1,237	1,344	47.93	52.07
4	22	2016	6	18	2,578	9.90	48	26,052	1,096	1,482	42.51	57.49
7	8	2016	6	16	2,578	9.90	49	26,052	1,074	1,504	41.66	58.34
7	15	2016	6	16	2,576	9.89	50	26,052	1,223	1,353	47.48	52.52
8	21	2016	1	14	2,573	9.88	51	26,052	1,165	1,408	45.28	54.72
9	16	2016	6	16	2,573	9.88	52	26,052	1,078	1,495	41.90	58.10
6	17	2016	6	17	2,571	9.87	53	26,052	1,200	1,371	46.67	53.33
8	26	2016	6	15	2,570	9.86	54	26,052	1,129	1,441	43.93	56.07
6	19	2016	1	14	2,566	9.85	55	26,052	1,232	1,334	48.01	51.99
7	22	2016	6	18	2,564	9.84	56	26,052	1,147	1,417	44.73	55.27
8	12	2016	6	18	2,564	9.84	57	26,052	1,247	1,317	48.63	51.37
6	3	2016	6	15	2,562	9.83	58	26,052	1,123	1,439	43.83	56.17
6	24	2016	6	17	2,562	9.83	59	26,052	1,241	1,321	48.44	51.56
6	3	2016	6	18	2,557	9.81	60	26,052	1,098	1,459	42.94	57.06
3	25	2016	6	17	2,556	9.81	61	26,052	1,053	1,503	41.20	58.80
8	21	2016	1	13	2,554	9.80	62	26,052	1,172	1,382	45.89	54.11
9	9	2016	6	16	2,553	9.80	63	26,052	1,063	1,490	41.64	58.36
6	12	2016	1	14	2,551	9.79	64	26,052	1,136	1,415	44.53	55.47
7	15	2016	6	15	2,549	9.78	65	26,052	1,232	1,317	48.33	51.67
7	24	2016	1	15	2,549	9.78	66	26,052	1,262	1,287	49.51	50.49
8	26	2016	6	16	2,549	9.78	67	26,052	1,109	1,440	43.51	56.49

MO	DY	YR	DAY OF WK	HR	HR VOL	PERCENT OF AADT	HOUR NUMBER	AADT	EAST VOLUME	WEST VOLUME	PERCENT EAST IS OF TOTAL VOLUME	PERCENT WEST IS OF TOTAL VOLUME
7	24	2016	1	14	2,548	9.78	68	26,052	1,345	1,203	52.79	47.21
4	8	2016	6	17	2,546	9.77	69	26,052	1,029	1,517	40.42	59.58
4	29	2016	6	18	2,546	9.77	70	26,052	1,101	1,445	43.24	56.76
5	26	2016	5	16	2,546	9.77	71	26,052	1,031	1,515	40.49	59.51
6	30	2016	5	16	2,545	9.77	72	26,052	1,016	1,529	39.92	60.08
7	14	2016	5	16	2,545	9.77	73	26,052	974	1,571	38.27	61.73
9	30	2016	6	17	2,544	9.77	74	26,052	1,207	1,337	47.44	52.56
10	21	2016	6	16	2,541	9.75	75	26,052	1,110	1,431	43.68	56.32
8	18	2016	5	16	2,538	9.74	76	26,052	1,021	1,517	40.23	59.77
8	19	2016	6	15	2,538	9.74	77	26,052	1,240	1,298	48.86	51.14
11	23	2016	4	16	2,536	9.73	78	26,052	1,193	1,343	47.04	52.96
7	15	2016	6	14	2,535	9.73	79	26,052	1,283	1,252	50.61	49.39
7	29	2016	6	15	2,532	9.72	80	26,052	1,205	1,327	47.59	52.41
6	26	2016	1	14	2,531	9.72	81	26,052	1,179	1,352	46.58	53.42
7	29	2016	6	14	2,530	9.71	82	26,052	1,242	1,288	49.09	50.91
7	29	2016	6	16	2,528	9.70	83	26,052	1,185	1,343	46.88	53.13
8	5	2016	6	15	2,525	9.69	84	26,052	1,197	1,328	47.41	52.59
10	28	2016	6	16	2,524	9.69	85	26,052	1,102	1,422	43.66	56.34
9	16	2016	6	18	2,523	9.68	86	26,052	1,088	1,435	43.12	56.88
7	1	2016	6	17	2,522	9.68	87	26,052	1,141	1,381	45.24	54.76
8	5	2016	6	16	2,522	9.68	88	26,052	1,152	1,370	45.68	54.32
10	7	2016	6	16	2,522	9.68	89	26,052	1,085	1,437	43.02	56.98
12	26	2016	2	14	2,522	9.68	90	26,052	1,349	1,173	53.49	46.51
8	19	2016	6	16	2,521	9.68	91	26,052	1,214	1,307	48.16	51.84
9	2	2016	6	17	2,520	9.67	92	26,052	1,086	1,434	43.10	56.90
5	27	2016	6	14	2,519	9.67	93	26,052	1,331	1,188	52.84	47.16
4	8	2016	6	15	2,518	9.67	94	26,052	1,107	1,411	43.96	56.04
7	14	2016	5	17	2,518	9.67	95	26,052	993	1,525	39.44	60.56
9	16	2016	6	15	2,517	9.66	96	26,052	1,058	1,459	42.03	57.97
6	19	2016	1	16	2,514	9.65	97	26,052	1,100	1,414	43.75	56.25
8	26	2016	6	17	2,514	9.65	98	26,052	1,057	1,457	42.04	57.96
7	24	2016	1	13	2,513	9.65	99	26,052	1,325	1,188	52.73	47.27
8	13	2016	7	13	2,513	9.65	100	26,052	1,341	1,172	53.36	46.64
2	12	2016	6	16	2,511	9.64	101	26,052	1,008	1,503	40.14	59.86
6	16	2016	5	16	2,511	9.64	102	26,052	996	1,515	39.67	60.33
5	6	2016	6	15	2,510	9.63	103	26,052	1,083	1,427	43.15	56.85
7	29	2016	6	17	2,508	9.63	104	26,052	1,200	1,308	47.85	52.15
8	13	2016	7	12	2,508	9.63	105	26,052	1,385	1,123	55.22	44.78
8	19	2016	6	14	2,508	9.63	106	26,052	1,271	1,237	50.68	49.32
8	21	2016	1	15	2,507	9.62	107	26,052	1,155	1,352	46.07	53.93
7	8	2016	6	17	2,506	9.62	108	26,052	1,080	1,426	43.10	56.90
6	19	2016	1	15	2,504	9.61	109	26,052	1,090	1,414	43.53	56.47
8	7	2016	1	14	2,504	9.61	110	26,052	1,101	1,403	43.97	56.03
5	13	2016	6	18	2,503	9.61	111	26,052	1,107	1,396	44.23	55.77
5	1	2016	1	17	2,502	9.60	112	26,052	1,034	1,468	41.33	58.67
11	27	2016	1	13	2,502	9.60	113	26,052	1,319	1,183	52.72	47.28
6	10	2016	6	16	2,501	9.60	114	26,052	1,177	1,324	47.06	52.94
7	17	2016	1	13	2,496	9.58	115	26,052	1,176	1,320	47.12	52.88
8	19	2016	6	17	2,496	9.58	116	26,052	1,211	1,285	48.52	51.48
6	17	2016	6	18	2,494	9.57	117	26,052	1,093	1,401	43.83	56.17
8	5	2016	6	14	2,492	9.57	118	26,052	1,280	1,212	51.36	48.64

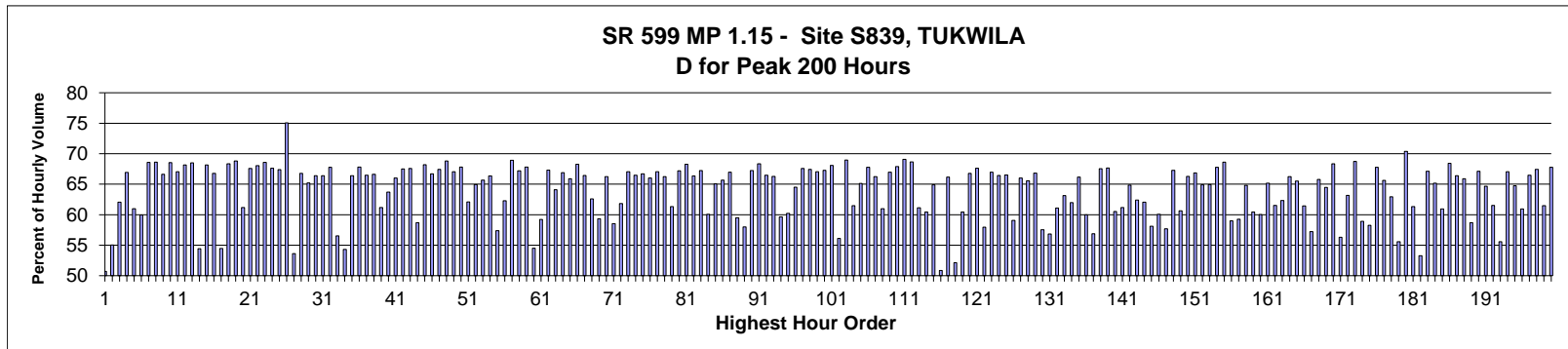
MO	DY	YR	DAY OF WK	HR	HR VOL	PERCENT OF AADT	HOUR NUMBER	AADT	EAST VOLUME	WEST VOLUME	PERCENT EAST IS OF TOTAL VOLUME	PERCENT WEST IS OF TOTAL VOLUME
6	26	2016	1	13	2,490	9.56	119	26,052	1,233	1,257	49.52	50.48
4	1	2016	6	18	2,488	9.55	120	26,052	1,033	1,455	41.52	58.48
7	31	2016	1	13	2,487	9.55	121	26,052	1,216	1,271	48.89	51.11
8	12	2016	6	16	2,480	9.52	122	26,052	1,101	1,379	44.40	55.60
10	7	2016	6	17	2,479	9.52	123	26,052	1,069	1,410	43.12	56.88
5	1	2016	1	15	2,477	9.51	124	26,052	1,160	1,317	46.83	53.17
8	21	2016	1	12	2,477	9.51	125	26,052	1,298	1,179	52.40	47.60
2	12	2016	6	17	2,476	9.50	126	26,052	1,060	1,416	42.81	57.19
8	5	2016	6	18	2,476	9.50	127	26,052	1,204	1,272	48.63	51.37
7	15	2016	6	18	2,475	9.50	128	26,052	1,069	1,406	43.19	56.81
10	21	2016	6	17	2,475	9.50	129	26,052	1,027	1,448	41.49	58.51
7	24	2016	1	16	2,473	9.49	130	26,052	1,070	1,403	43.27	56.73
8	4	2016	5	16	2,471	9.48	131	26,052	1,047	1,424	42.37	57.63
7	17	2016	1	15	2,464	9.46	132	26,052	1,111	1,353	45.09	54.91
11	4	2016	6	17	2,464	9.46	133	26,052	1,079	1,385	43.79	56.21
6	24	2016	6	18	2,461	9.45	134	26,052	1,023	1,438	41.57	58.43
8	21	2016	1	16	2,460	9.44	135	26,052	1,022	1,438	41.54	58.46
3	11	2016	6	16	2,459	9.44	136	26,052	1,058	1,401	43.03	56.97
6	30	2016	5	17	2,458	9.43	137	26,052	949	1,509	38.61	61.39
11	11	2016	6	16	2,458	9.43	138	26,052	982	1,476	39.95	60.05
9	15	2016	5	17	2,456	9.43	139	26,052	943	1,513	38.40	61.60
5	20	2016	6	15	2,453	9.42	140	26,052	1,019	1,434	41.54	58.46
8	14	2016	1	12	2,449	9.40	141	26,052	1,287	1,162	52.55	47.45
10	7	2016	6	18	2,448	9.40	142	26,052	1,082	1,366	44.20	55.80
6	26	2016	1	12	2,445	9.39	143	26,052	1,319	1,126	53.95	46.05
7	29	2016	6	18	2,444	9.38	144	26,052	1,082	1,362	44.27	55.73
6	16	2016	5	17	2,443	9.38	145	26,052	906	1,537	37.09	62.91
3	18	2016	6	18	2,442	9.37	146	26,052	941	1,501	38.53	61.47
6	22	2016	4	16	2,441	9.37	147	26,052	859	1,582	35.19	64.81
6	17	2016	6	15	2,439	9.36	148	26,052	1,157	1,282	47.44	52.56
5	30	2016	2	12	2,437	9.35	149	26,052	1,162	1,275	47.68	52.32
6	30	2016	5	18	2,437	9.35	150	26,052	938	1,499	38.49	61.51
8	19	2016	6	18	2,434	9.34	151	26,052	1,105	1,329	45.40	54.60
9	9	2016	6	15	2,434	9.34	152	26,052	1,019	1,415	41.87	58.13
9	9	2016	6	17	2,434	9.34	153	26,052	964	1,470	39.61	60.39
10	7	2016	6	15	2,434	9.34	154	26,052	1,076	1,358	44.21	55.79
8	18	2016	5	17	2,433	9.34	155	26,052	939	1,494	38.59	61.41
7	8	2016	6	18	2,432	9.34	156	26,052	977	1,455	40.17	59.83
4	3	2016	1	16	2,430	9.33	157	26,052	1,013	1,417	41.69	58.31
5	8	2016	1	16	2,429	9.32	158	26,052	982	1,447	40.43	59.57
7	17	2016	1	16	2,429	9.32	159	26,052	1,044	1,385	42.98	57.02
9	30	2016	6	15	2,425	9.31	160	26,052	1,090	1,335	44.95	55.05
7	16	2016	7	13	2,422	9.30	161	26,052	1,270	1,152	52.44	47.56
8	4	2016	5	15	2,421	9.29	162	26,052	1,068	1,353	44.11	55.89
8	7	2016	1	15	2,421	9.29	163	26,052	1,060	1,361	43.78	56.22
8	7	2016	1	13	2,420	9.29	164	26,052	1,126	1,294	46.53	53.47
6	12	2016	1	16	2,419	9.29	165	26,052	1,005	1,414	41.55	58.45
7	23	2016	7	13	2,419	9.29	166	26,052	1,326	1,093	54.82	45.18
10	28	2016	6	17	2,416	9.27	167	26,052	1,085	1,331	44.91	55.09
5	30	2016	2	14	2,412	9.26	168	26,052	1,166	1,246	48.34	51.66
9	15	2016	5	16	2,411	9.25	169	26,052	910	1,501	37.74	62.26



MO	DY	YR	DAY OF WK	HR	HR VOL	PERCENT OF AADT	HOUR NUMBER	AADT	EAST VOLUME	WEST VOLUME	PERCENT EAST IS OF TOTAL VOLUME	PERCENT WEST IS OF TOTAL VOLUME
6	23	2016	5	16	2,410	9.25	170	26,052	1,021	1,389	42.37	57.63
6	26	2016	1	16	2,410	9.25	171	26,052	992	1,418	41.16	58.84
4	29	2016	6	15	2,409	9.25	172	26,052	1,026	1,383	42.59	57.41
5	1	2016	1	16	2,409	9.25	173	26,052	1,071	1,338	44.46	55.54
9	9	2016	6	18	2,409	9.25	174	26,052	971	1,438	40.31	59.69
7	21	2016	5	16	2,407	9.24	175	26,052	954	1,453	39.63	60.37
2	26	2016	6	17	2,405	9.23	176	26,052	962	1,443	40.00	60.00
3	24	2016	5	17	2,404	9.23	177	26,052	792	1,612	32.95	67.05
7	1	2016	6	14	2,403	9.22	178	26,052	1,220	1,183	50.77	49.23
8	11	2016	5	17	2,401	9.22	179	26,052	953	1,448	39.69	60.31
6	10	2016	6	17	2,400	9.21	180	26,052	1,142	1,258	47.58	52.42
3	4	2016	6	17	2,398	9.20	181	26,052	949	1,449	39.57	60.43
7	22	2016	6	14	2,397	9.20	182	26,052	1,210	1,187	50.48	49.52
7	8	2016	6	14	2,396	9.20	183	26,052	1,187	1,209	49.54	50.46
7	28	2016	5	16	2,394	9.19	184	26,052	919	1,475	38.39	61.61
8	25	2016	5	16	2,394	9.19	185	26,052	936	1,458	39.10	60.90
6	10	2016	6	18	2,393	9.19	186	26,052	1,124	1,269	46.97	53.03
8	5	2016	6	19	2,393	9.19	187	26,052	1,027	1,366	42.92	57.08
11	4	2016	6	16	2,390	9.17	188	26,052	1,033	1,357	43.22	56.78
6	19	2016	1	13	2,389	9.17	189	26,052	1,250	1,139	52.32	47.68
7	1	2016	6	18	2,389	9.17	190	26,052	1,012	1,377	42.36	57.64
8	14	2016	1	16	2,389	9.17	191	26,052	1,052	1,337	44.04	55.96
4	1	2016	6	15	2,388	9.17	192	26,052	1,084	1,304	45.39	54.61
4	7	2016	5	16	2,388	9.17	193	26,052	868	1,520	36.35	63.65
8	28	2016	1	14	2,388	9.17	194	26,052	1,048	1,340	43.89	56.11
5	12	2016	5	17	2,386	9.16	195	26,052	858	1,528	35.96	64.04
8	28	2016	1	15	2,386	9.16	196	26,052	1,036	1,350	43.42	56.58
8	12	2016	6	15	2,383	9.15	197	26,052	1,111	1,272	46.62	53.38
2	19	2016	6	16	2,381	9.14	198	26,052	957	1,424	40.19	59.81
6	5	2016	1	14	2,381	9.14	199	26,052	1,022	1,359	42.92	57.08
9	2	2016	6	14	2,381	9.14	200	26,052	1,210	1,171	50.82	49.18



AADT= 43,780      K 30 FACTOR= 9.74      K 100 FACTOR= 9.44      K 200 FACTOR= 9.15      D 30 FACTOR= 66.39



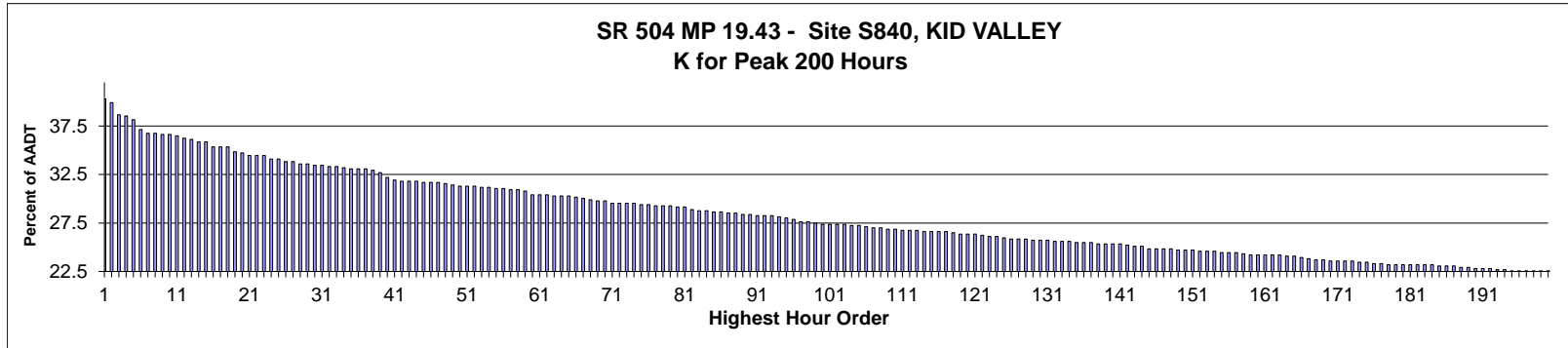
MO	DY	YR	DAY OF WK	HR	HR VOL	PERCENT OF AADT	HOUR NUMBER	AADT	NORTH VOLUME	SOUTH VOLUME	PERCENT NORTH IS OF TOTAL VOLUME	PERCENT SOUTH IS OF TOTAL VOLUME
7	29	2016	6	16	4,939	11.28	1	43,780	2,435	2,504	49.30	50.70
8	4	2016	5	17	4,541	10.37	2	43,780	2,042	2,499	44.97	55.03
12	7	2016	4	17	4,484	10.24	3	43,780	1,701	2,783	37.93	62.07
4	20	2016	4	8	4,401	10.05	4	43,780	2,946	1,455	66.94	33.06
8	4	2016	5	16	4,396	10.04	5	43,780	1,715	2,681	39.01	60.99
6	8	2016	4	17	4,369	9.98	6	43,780	1,750	2,619	40.05	59.95
6	9	2016	5	8	4,352	9.94	7	43,780	2,984	1,368	68.57	31.43
9	14	2016	4	8	4,348	9.93	8	43,780	2,984	1,364	68.63	31.37
3	30	2016	4	8	4,331	9.89	9	43,780	2,886	1,445	66.64	33.36
3	31	2016	5	8	4,328	9.89	10	43,780	2,967	1,361	68.55	31.45
11	8	2016	3	8	4,325	9.88	11	43,780	2,899	1,426	67.03	32.97
3	22	2016	3	8	4,323	9.87	12	43,780	2,947	1,376	68.17	31.83
2	10	2016	4	8	4,322	9.87	13	43,780	2,960	1,362	68.49	31.51
12	15	2016	5	17	4,319	9.87	14	43,780	1,968	2,351	45.57	54.43
2	4	2016	5	8	4,314	9.85	15	43,780	2,940	1,374	68.15	31.85
5	18	2016	4	8	4,313	9.85	16	43,780	2,880	1,433	66.77	33.23

MO	DY	YR	DAY OF WK	HR	HR VOL	PERCENT OF AADT	HOUR NUMBER	AADT	NORTH VOLUME	SOUTH VOLUME	PERCENT NORTH IS OF TOTAL VOLUME	PERCENT SOUTH IS OF TOTAL VOLUME
6	16	2016	5	17	4,311	9.85	17	43,780	1,963	2,348	45.53	54.47
11	16	2016	4	8	4,311	9.85	18	43,780	2,946	1,365	68.34	31.66
8	17	2016	4	8	4,300	9.82	19	43,780	2,959	1,341	68.81	31.19
2	2	2016	3	15	4,290	9.80	20	43,780	1,666	2,624	38.83	61.17
2	2	2016	3	8	4,289	9.80	21	43,780	2,898	1,391	67.57	32.43
3	17	2016	5	8	4,286	9.79	22	43,780	2,917	1,369	68.06	31.94
4	5	2016	3	8	4,286	9.79	23	43,780	2,939	1,347	68.57	31.43
4	13	2016	4	8	4,279	9.77	24	43,780	2,893	1,386	67.61	32.39
10	25	2016	3	8	4,270	9.75	25	43,780	2,877	1,393	67.38	32.62
5	3	2016	3	7	4,267	9.75	26	43,780	3,203	1,064	75.06	24.94
8	25	2016	5	17	4,264	9.74	27	43,780	1,978	2,286	46.39	53.61
3	8	2016	3	8	4,263	9.74	28	43,780	2,847	1,416	66.78	33.22
3	29	2016	3	8	4,263	9.74	29	43,780	2,780	1,483	65.21	34.79
4	27	2016	4	8	4,263	9.74	30	43,780	2,830	1,433	66.39	33.61
5	11	2016	4	8	4,259	9.73	31	43,780	2,827	1,432	66.38	33.62
2	11	2016	5	8	4,255	9.72	32	43,780	2,883	1,372	67.76	32.24
11	22	2016	3	17	4,254	9.72	33	43,780	1,849	2,405	43.46	56.54
12	7	2016	4	18	4,252	9.71	34	43,780	1,943	2,309	45.70	54.30
11	22	2016	3	8	4,251	9.71	35	43,780	2,823	1,428	66.41	33.59
3	16	2016	4	8	4,250	9.71	36	43,780	2,882	1,368	67.81	32.19
2	23	2016	3	8	4,246	9.70	37	43,780	2,823	1,423	66.49	33.51
2	25	2016	5	8	4,243	9.69	38	43,780	2,827	1,416	66.63	33.37
8	24	2016	4	17	4,243	9.69	39	43,780	1,647	2,596	38.82	61.18
12	13	2016	3	17	4,240	9.68	40	43,780	1,539	2,701	36.30	63.70
9	29	2016	5	8	4,239	9.68	41	43,780	2,799	1,440	66.03	33.97
12	14	2016	4	8	4,237	9.68	42	43,780	2,861	1,376	67.52	32.48
3	23	2016	4	8	4,232	9.67	43	43,780	2,860	1,372	67.58	32.42
12	14	2016	4	17	4,232	9.67	44	43,780	1,748	2,484	41.30	58.70
12	8	2016	5	8	4,231	9.66	45	43,780	2,885	1,346	68.19	31.81
2	3	2016	4	8	4,230	9.66	46	43,780	2,822	1,408	66.71	33.29
2	9	2016	3	8	4,228	9.66	47	43,780	2,851	1,377	67.43	32.57
7	20	2016	4	8	4,225	9.65	48	43,780	2,907	1,318	68.80	31.20
4	19	2016	3	8	4,224	9.65	49	43,780	2,832	1,392	67.05	32.95
10	6	2016	5	8	4,220	9.64	50	43,780	2,862	1,358	67.82	32.18
10	4	2016	3	17	4,210	9.62	51	43,780	1,596	2,614	37.91	62.09
3	2	2016	4	8	4,208	9.61	52	43,780	2,732	1,476	64.92	35.08
3	10	2016	5	8	4,208	9.61	53	43,780	2,764	1,444	65.68	34.32
3	1	2016	3	8	4,207	9.61	54	43,780	2,792	1,415	66.37	33.63
6	9	2016	5	17	4,206	9.61	55	43,780	1,793	2,413	42.63	57.37
12	7	2016	4	16	4,198	9.59	56	43,780	1,583	2,615	37.71	62.29
2	18	2016	5	8	4,197	9.59	57	43,780	2,892	1,305	68.91	31.09
6	10	2016	6	8	4,195	9.58	58	43,780	2,820	1,375	67.22	32.78
11	29	2016	3	8	4,193	9.58	59	43,780	2,843	1,350	67.80	32.20
12	14	2016	4	18	4,192	9.58	60	43,780	1,907	2,285	45.49	54.51
6	23	2016	5	17	4,190	9.57	61	43,780	1,708	2,482	40.76	59.24
11	30	2016	4	8	4,187	9.56	62	43,780	2,819	1,368	67.33	32.67
12	12	2016	2	17	4,187	9.56	63	43,780	1,503	2,684	35.90	64.10
9	15	2016	5	8	4,186	9.56	64	43,780	2,800	1,386	66.89	33.11
5	4	2016	4	8	4,183	9.55	65	43,780	2,757	1,426	65.91	34.09
2	17	2016	4	8	4,182	9.55	66	43,780	2,855	1,327	68.27	31.73
6	1	2016	4	8	4,180	9.55	67	43,780	2,777	1,403	66.44	33.56

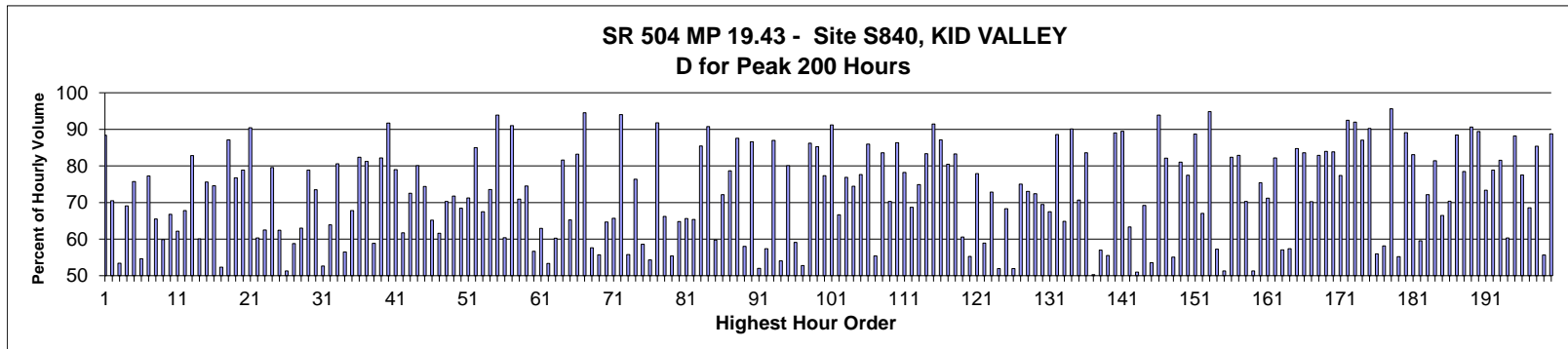
MO	DY	YR	DAY OF WK	HR	HR VOL	PERCENT OF AADT	HOUR NUMBER	AADT	NORTH VOLUME	SOUTH VOLUME	PERCENT NORTH IS OF TOTAL VOLUME	PERCENT SOUTH IS OF TOTAL VOLUME
8	4	2016	5	15	4,178	9.54	68	43,780	1,563	2,615	37.41	62.59
10	13	2016	5	17	4,178	9.54	69	43,780	1,699	2,479	40.67	59.33
12	1	2016	5	8	4,176	9.54	70	43,780	2,766	1,410	66.24	33.76
7	26	2016	3	17	4,173	9.53	71	43,780	1,730	2,443	41.46	58.54
11	17	2016	5	17	4,172	9.53	72	43,780	1,593	2,579	38.18	61.82
2	8	2016	2	8	4,171	9.53	73	43,780	2,796	1,375	67.03	32.97
4	28	2016	5	8	4,171	9.53	74	43,780	2,772	1,399	66.46	33.54
6	8	2016	4	8	4,170	9.52	75	43,780	2,782	1,388	66.71	33.29
11	17	2016	5	8	4,168	9.52	76	43,780	2,752	1,416	66.03	33.97
3	24	2016	5	8	4,167	9.52	77	43,780	2,793	1,374	67.03	32.97
3	15	2016	3	8	4,166	9.52	78	43,780	2,759	1,407	66.23	33.77
10	19	2016	4	17	4,164	9.51	79	43,780	1,610	2,554	38.66	61.34
1	27	2016	4	8	4,163	9.51	80	43,780	2,798	1,365	67.21	32.79
1	14	2016	5	8	4,162	9.51	81	43,780	2,841	1,321	68.26	31.74
1	19	2016	3	8	4,162	9.51	82	43,780	2,762	1,400	66.36	33.64
5	9	2016	2	8	4,162	9.51	83	43,780	2,799	1,363	67.25	32.75
3	24	2016	5	17	4,160	9.50	84	43,780	1,661	2,499	39.93	60.07
5	17	2016	3	8	4,160	9.50	85	43,780	2,706	1,454	65.05	34.95
12	13	2016	3	8	4,160	9.50	86	43,780	2,731	1,429	65.65	34.35
9	28	2016	4	8	4,159	9.50	87	43,780	2,786	1,373	66.99	33.01
3	10	2016	5	17	4,156	9.49	88	43,780	1,684	2,472	40.52	59.48
3	9	2016	4	17	4,155	9.49	89	43,780	1,746	2,409	42.02	57.98
10	12	2016	4	8	4,151	9.48	90	43,780	2,791	1,360	67.24	32.76
4	6	2016	4	8	4,148	9.47	91	43,780	2,835	1,313	68.35	31.65
9	22	2016	5	8	4,148	9.47	92	43,780	2,758	1,390	66.49	33.51
5	25	2016	4	8	4,141	9.46	93	43,780	2,745	1,396	66.29	33.71
6	1	2016	4	17	4,140	9.46	94	43,780	1,670	2,470	40.34	59.66
11	10	2016	5	17	4,138	9.45	95	43,780	1,646	2,492	39.78	60.22
10	4	2016	3	8	4,137	9.45	96	43,780	2,669	1,468	64.52	35.48
7	27	2016	4	8	4,134	9.44	97	43,780	2,794	1,340	67.59	32.41
11	28	2016	2	8	4,134	9.44	98	43,780	2,788	1,346	67.44	32.56
6	21	2016	3	8	4,132	9.44	99	43,780	2,770	1,362	67.04	32.96
12	7	2016	4	8	4,132	9.44	100	43,780	2,779	1,353	67.26	32.74
5	31	2016	3	8	4,131	9.44	101	43,780	2,812	1,319	68.07	31.93
3	21	2016	2	17	4,129	9.43	102	43,780	1,812	2,317	43.88	56.12
8	3	2016	4	8	4,128	9.43	103	43,780	2,847	1,281	68.97	31.03
7	20	2016	4	17	4,127	9.43	104	43,780	1,590	2,537	38.53	61.47
5	10	2016	3	8	4,124	9.42	105	43,780	2,686	1,438	65.13	34.87
8	31	2016	4	8	4,123	9.42	106	43,780	2,794	1,329	67.77	32.23
5	2	2016	2	8	4,122	9.42	107	43,780	2,731	1,391	66.25	33.75
7	7	2016	5	17	4,122	9.42	108	43,780	1,608	2,514	39.01	60.99
11	3	2016	5	8	4,122	9.42	109	43,780	2,760	1,362	66.96	33.04
11	15	2016	3	8	4,120	9.41	110	43,780	2,797	1,323	67.89	32.11
7	26	2016	3	8	4,119	9.41	111	43,780	2,846	1,273	69.09	30.91
4	26	2016	3	8	4,116	9.40	112	43,780	2,826	1,290	68.66	31.34
8	5	2016	6	15	4,116	9.40	113	43,780	1,599	2,517	38.85	61.15
9	1	2016	5	17	4,116	9.40	114	43,780	1,628	2,488	39.55	60.45
2	24	2016	4	8	4,114	9.40	115	43,780	2,670	1,444	64.90	35.10
8	4	2016	5	18	4,112	9.39	116	43,780	2,021	2,091	49.15	50.85
4	12	2016	3	8	4,111	9.39	117	43,780	2,720	1,391	66.16	33.84
6	9	2016	5	18	4,110	9.39	118	43,780	1,967	2,143	47.86	52.14

MO	DY	YR	DAY OF WK	HR	HR VOL	PERCENT OF AADT	HOUR NUMBER	AADT	NORTH VOLUME	SOUTH VOLUME	PERCENT NORTH IS OF TOTAL VOLUME	PERCENT SOUTH IS OF TOTAL VOLUME
8	11	2016	5	17	4,109	9.39	119	43,780	1,626	2,483	39.57	60.43
9	1	2016	5	8	4,109	9.39	120	43,780	2,744	1,365	66.78	33.22
11	21	2016	2	8	4,106	9.38	121	43,780	2,776	1,330	67.61	32.39
10	12	2016	4	17	4,105	9.38	122	43,780	1,726	2,379	42.05	57.95
5	5	2016	5	8	4,102	9.37	123	43,780	2,748	1,354	66.99	33.01
5	26	2016	5	8	4,101	9.37	124	43,780	2,724	1,377	66.42	33.58
9	21	2016	4	8	4,096	9.36	125	43,780	2,724	1,372	66.50	33.50
2	3	2016	4	17	4,091	9.34	126	43,780	1,675	2,416	40.94	59.06
9	20	2016	3	8	4,091	9.34	127	43,780	2,700	1,391	66.00	34.00
9	13	2016	3	8	4,089	9.34	128	43,780	2,680	1,409	65.54	34.46
1	7	2016	5	8	4,087	9.34	129	43,780	2,731	1,356	66.82	33.18
12	15	2016	5	16	4,087	9.34	130	43,780	1,735	2,352	42.45	57.55
3	3	2016	5	17	4,086	9.33	131	43,780	1,763	2,323	43.15	56.85
6	28	2016	3	16	4,084	9.33	132	43,780	1,588	2,496	38.88	61.12
3	3	2016	5	15	4,079	9.32	133	43,780	1,504	2,575	36.87	63.13
12	15	2016	5	15	4,079	9.32	134	43,780	1,551	2,528	38.02	61.98
1	6	2016	4	8	4,078	9.31	135	43,780	2,698	1,380	66.16	33.84
5	19	2016	5	17	4,078	9.31	136	43,780	1,631	2,447	40.00	60.00
6	16	2016	5	16	4,077	9.31	137	43,780	1,757	2,320	43.10	56.90
4	14	2016	5	8	4,076	9.31	138	43,780	2,753	1,323	67.54	32.46
10	17	2016	2	8	4,074	9.31	139	43,780	2,757	1,317	67.67	32.33
12	8	2016	5	17	4,074	9.31	140	43,780	1,608	2,466	39.47	60.53
3	22	2016	3	17	4,072	9.30	141	43,780	1,581	2,491	38.83	61.17
5	12	2016	5	8	4,071	9.30	142	43,780	2,640	1,431	64.85	35.15
5	25	2016	4	16	4,071	9.30	143	43,780	1,530	2,541	37.58	62.42
4	20	2016	4	17	4,070	9.30	144	43,780	1,544	2,526	37.94	62.06
8	2	2016	3	17	4,070	9.30	145	43,780	1,705	2,365	41.89	58.11
6	21	2016	3	17	4,068	9.29	146	43,780	1,624	2,444	39.92	60.08
8	25	2016	5	16	4,064	9.28	147	43,780	1,720	2,344	42.32	57.68
4	21	2016	5	8	4,062	9.28	148	43,780	2,733	1,329	67.28	32.72
7	6	2016	4	17	4,060	9.27	149	43,780	1,598	2,462	39.36	60.64
6	6	2016	2	8	4,059	9.27	150	43,780	2,690	1,369	66.27	33.73
3	28	2016	2	8	4,058	9.27	151	43,780	2,713	1,345	66.86	33.14
10	18	2016	3	8	4,058	9.27	152	43,780	2,634	1,424	64.91	35.09
1	26	2016	3	8	4,056	9.26	153	43,780	2,633	1,423	64.92	35.08
8	25	2016	5	8	4,056	9.26	154	43,780	2,749	1,307	67.78	32.22
6	28	2016	3	8	4,055	9.26	155	43,780	2,783	1,272	68.63	31.37
7	27	2016	4	17	4,055	9.26	156	43,780	1,663	2,392	41.01	58.99
9	8	2016	5	17	4,055	9.26	157	43,780	1,652	2,403	40.74	59.26
1	20	2016	4	8	4,053	9.26	158	43,780	2,627	1,426	64.82	35.18
5	10	2016	3	17	4,052	9.26	159	43,780	1,603	2,449	39.56	60.44
6	29	2016	4	16	4,052	9.26	160	43,780	1,619	2,433	39.96	60.04
5	24	2016	3	8	4,050	9.25	161	43,780	2,639	1,411	65.16	34.84
2	23	2016	3	17	4,048	9.25	162	43,780	1,558	2,490	38.49	61.51
6	16	2016	5	15	4,047	9.24	163	43,780	1,524	2,523	37.66	62.34
6	7	2016	3	8	4,046	9.24	164	43,780	2,680	1,366	66.24	33.76
10	19	2016	4	8	4,045	9.24	165	43,780	2,650	1,395	65.51	34.49
11	16	2016	4	17	4,045	9.24	166	43,780	1,559	2,486	38.54	61.46
6	30	2016	5	17	4,043	9.23	167	43,780	1,729	2,314	42.77	57.23
4	18	2016	2	8	4,042	9.23	168	43,780	2,659	1,383	65.78	34.22
3	9	2016	4	8	4,041	9.23	169	43,780	2,605	1,436	64.46	35.54

MO	DY	YR	DAY OF WK	HR	HR VOL	PERCENT OF AADT	HOUR NUMBER	AADT	NORTH VOLUME	SOUTH VOLUME	PERCENT NORTH IS OF TOTAL VOLUME	PERCENT SOUTH IS OF TOTAL VOLUME
6	22	2016	4	8	4,041	9.23	170	43,780	2,763	1,278	68.37	31.63
10	12	2016	4	18	4,039	9.23	171	43,780	1,765	2,274	43.70	56.30
12	6	2016	3	17	4,039	9.23	172	43,780	1,488	2,551	36.84	63.16
8	16	2016	3	8	4,038	9.22	173	43,780	2,776	1,262	68.75	31.25
6	28	2016	3	17	4,037	9.22	174	43,780	1,659	2,378	41.09	58.91
6	29	2016	4	17	4,037	9.22	175	43,780	1,685	2,352	41.74	58.26
2	1	2016	2	8	4,036	9.22	176	43,780	2,735	1,301	67.77	32.23
11	9	2016	4	8	4,033	9.21	177	43,780	2,647	1,386	65.63	34.37
3	23	2016	4	17	4,032	9.21	178	43,780	1,494	2,538	37.05	62.95
10	19	2016	4	18	4,032	9.21	179	43,780	1,792	2,240	44.44	55.56
2	16	2016	3	8	4,031	9.21	180	43,780	2,837	1,194	70.38	29.62
3	31	2016	5	17	4,031	9.21	181	43,780	1,558	2,473	38.65	61.35
6	23	2016	5	18	4,031	9.21	182	43,780	1,883	2,148	46.71	53.29
10	20	2016	5	8	4,029	9.20	183	43,780	2,704	1,325	67.11	32.89
10	5	2016	4	8	4,026	9.20	184	43,780	2,624	1,402	65.18	34.82
2	25	2016	5	17	4,025	9.19	185	43,780	1,572	2,453	39.06	60.94
6	29	2016	4	8	4,022	9.19	186	43,780	2,752	1,270	68.42	31.58
9	27	2016	3	8	4,022	9.19	187	43,780	2,670	1,352	66.38	33.62
1	12	2016	3	8	4,020	9.18	188	43,780	2,649	1,371	65.90	34.10
8	1	2016	2	16	4,017	9.18	189	43,780	1,659	2,358	41.30	58.70
8	2	2016	3	8	4,013	9.17	190	43,780	2,694	1,319	67.13	32.87
5	6	2016	6	8	4,012	9.16	191	43,780	2,595	1,417	64.68	35.32
6	24	2016	6	15	4,012	9.16	192	43,780	1,543	2,469	38.46	61.54
6	8	2016	4	18	4,010	9.16	193	43,780	1,782	2,228	44.44	55.56
9	7	2016	4	8	4,010	9.16	194	43,780	2,688	1,322	67.03	32.97
11	18	2016	6	8	4,010	9.16	195	43,780	2,596	1,414	64.74	35.26
8	9	2016	3	17	4,009	9.16	196	43,780	1,565	2,444	39.04	60.96
3	21	2016	2	8	4,008	9.15	197	43,780	2,665	1,343	66.49	33.51
11	14	2016	2	8	4,008	9.15	198	43,780	2,702	1,306	67.42	32.58
9	21	2016	4	17	4,007	9.15	199	43,780	1,543	2,464	38.51	61.49
8	24	2016	4	8	4,006	9.15	200	43,780	2,715	1,291	67.77	32.23



AADT= 789      K 30 FACTOR= 33.46      K 100 FACTOR= 27.38      K 200 FACTOR= 22.56      D 30 FACTOR= 73.48



MO	DY	YR	DAY OF WK	HR	HR VOL	PERCENT OF AADT	HOUR NUMBER	AADT	EAST VOLUME	WEST VOLUME	PERCENT EAST IS OF TOTAL VOLUME	PERCENT WEST IS OF TOTAL VOLUME
5	30	2016	2	17	318	40.30	1	789	37	281	11.64	88.36
9	4	2016	1	16	315	39.92	2	789	93	222	29.52	70.48
9	4	2016	1	15	305	38.66	3	789	142	163	46.56	53.44
7	24	2016	1	16	304	38.53	4	789	94	210	30.92	69.08
5	30	2016	2	13	301	38.15	5	789	228	73	75.75	24.25
7	24	2016	1	15	293	37.14	6	789	133	160	45.39	54.61
5	30	2016	2	16	290	36.76	7	789	66	224	22.76	77.24
6	19	2016	1	16	290	36.76	8	789	100	190	34.48	65.52
5	30	2016	2	15	289	36.63	9	789	116	173	40.14	59.86
8	27	2016	7	15	289	36.63	10	789	96	193	33.22	66.78
7	24	2016	1	14	288	36.50	11	789	179	109	62.15	37.85
6	19	2016	1	14	286	36.25	12	789	194	92	67.83	32.17
6	19	2016	1	17	285	36.12	13	789	49	236	17.19	82.81
6	19	2016	1	15	283	35.87	14	789	113	170	39.93	60.07
7	30	2016	7	17	283	35.87	15	789	69	214	24.38	75.62
6	26	2016	1	16	279	35.36	16	789	71	208	25.45	74.55

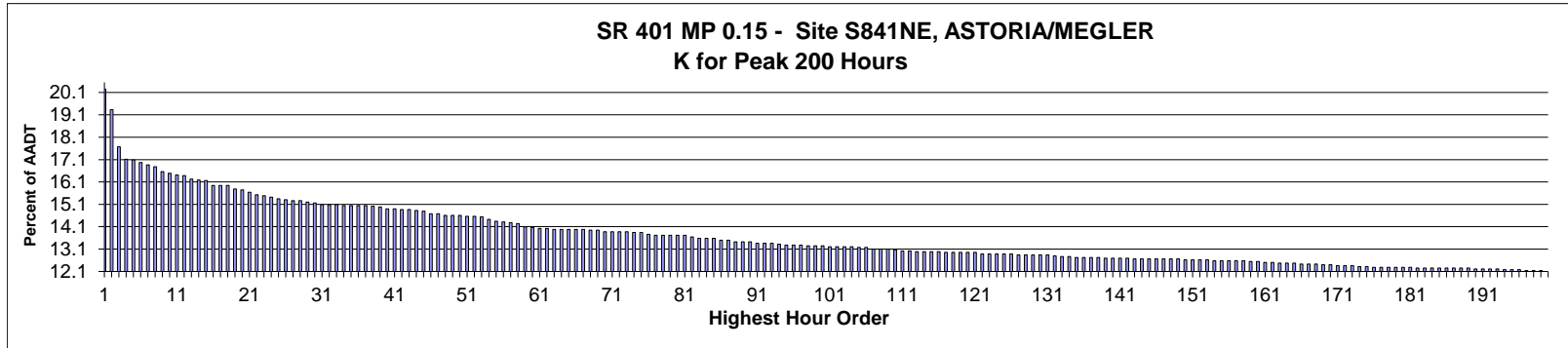
MO	DY	YR	DAY OF WK	HR	HR VOL	PERCENT OF AADT	HOUR NUMBER	AADT	EAST VOLUME	WEST VOLUME	PERCENT IS OF TOTAL VOLUME	PERCENT WEST IS OF TOTAL VOLUME
7	30	2016	7	15	279	35.36	17	789	146	133	52.33	47.67
7	30	2016	7	18	279	35.36	18	789	36	243	12.90	87.10
7	3	2016	1	17	275	34.85	19	789	64	211	23.27	76.73
7	2	2016	7	17	274	34.73	20	789	58	216	21.17	78.83
5	30	2016	2	12	272	34.47	21	789	246	26	90.44	9.56
5	30	2016	2	14	272	34.47	22	789	164	108	60.29	39.71
6	25	2016	7	16	272	34.47	23	789	102	170	37.50	62.50
6	19	2016	1	13	269	34.09	24	789	214	55	79.55	20.45
9	4	2016	1	14	269	34.09	25	789	168	101	62.45	37.55
6	25	2016	7	15	267	33.84	26	789	130	137	48.69	51.31
7	3	2016	1	16	267	33.84	27	789	110	157	41.20	58.80
7	2	2016	7	16	265	33.59	28	789	98	167	36.98	63.02
8	6	2016	7	17	265	33.59	29	789	56	209	21.13	78.87
7	3	2016	1	14	264	33.46	30	789	194	70	73.48	26.52
7	3	2016	1	15	264	33.46	31	789	125	139	47.35	52.65
8	13	2016	7	15	263	33.33	32	789	95	168	36.12	63.88
9	4	2016	1	17	263	33.33	33	789	51	212	19.39	80.61
6	12	2016	1	15	262	33.21	34	789	114	148	43.51	56.49
7	2	2016	7	14	261	33.08	35	789	177	84	67.82	32.18
7	23	2016	7	17	261	33.08	36	789	46	215	17.62	82.38
7	24	2016	1	17	261	33.08	37	789	49	212	18.77	81.23
9	10	2016	7	14	260	32.95	38	789	153	107	58.85	41.15
6	26	2016	1	17	258	32.70	39	789	46	212	17.83	82.17
9	4	2016	1	12	254	32.19	40	789	233	21	91.73	8.27
8	13	2016	7	17	252	31.94	41	789	53	199	21.03	78.97
5	1	2016	1	14	251	31.81	42	789	155	96	61.75	38.25
6	25	2016	7	18	251	31.81	43	789	69	182	27.49	72.51
7	3	2016	1	13	251	31.81	44	789	201	50	80.08	19.92
5	29	2016	1	16	250	31.69	45	789	64	186	25.60	74.40
6	26	2016	1	14	250	31.69	46	789	163	87	65.20	34.80
7	23	2016	7	15	250	31.69	47	789	96	154	38.40	61.60
6	25	2016	7	17	249	31.56	48	789	74	175	29.72	70.28
7	23	2016	7	14	248	31.43	49	789	178	70	71.77	28.23
6	12	2016	1	16	247	31.31	50	789	78	169	31.58	68.42
7	24	2016	1	13	247	31.31	51	789	176	71	71.26	28.74
9	4	2016	1	13	247	31.31	52	789	210	37	85.02	14.98
8	13	2016	7	14	246	31.18	53	789	166	80	67.48	32.52
8	27	2016	7	16	246	31.18	54	789	65	181	26.42	73.58
7	30	2016	7	12	245	31.05	55	789	230	15	93.88	6.12
8	14	2016	1	14	245	31.05	56	789	148	97	60.41	39.59
7	3	2016	1	18	244	30.93	57	789	22	222	9.02	90.98
9	10	2016	7	16	244	30.93	58	789	71	173	29.10	70.90
9	25	2016	1	16	243	30.80	59	789	62	181	25.51	74.49
5	29	2016	1	15	240	30.42	60	789	104	136	43.33	56.67
8	14	2016	1	16	240	30.42	61	789	89	151	37.08	62.92
8	21	2016	1	15	240	30.42	62	789	112	128	46.67	53.33
6	25	2016	7	14	239	30.29	63	789	144	95	60.25	39.75
7	23	2016	7	13	239	30.29	64	789	195	44	81.59	18.41
7	30	2016	7	16	239	30.29	65	789	83	156	34.73	65.27
7	30	2016	7	13	238	30.16	66	789	198	40	83.19	16.81
8	27	2016	7	11	237	30.04	67	789	224	13	94.51	5.49



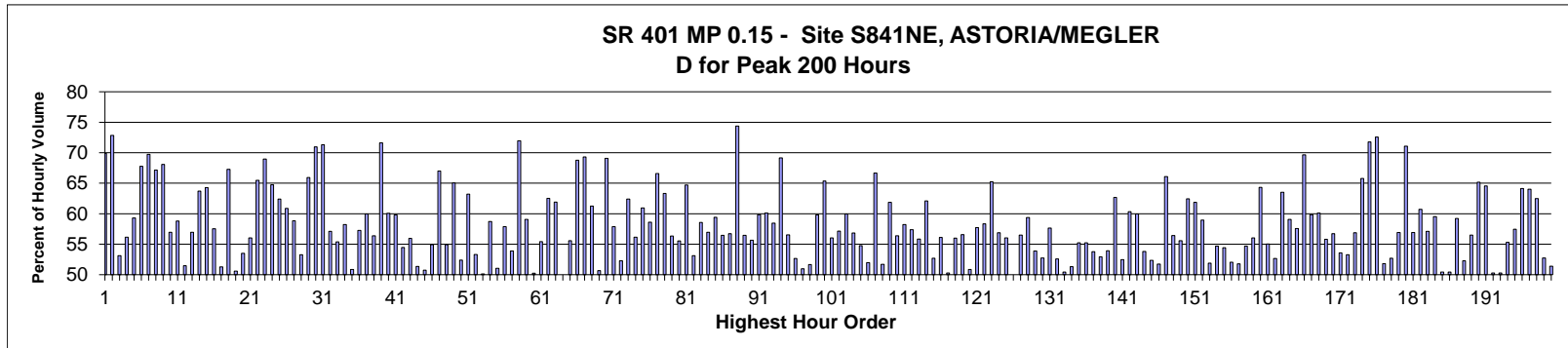
MO	DY	YR	DAY OF WK	HR	HR VOL	PERCENT OF AADT	HOUR NUMBER	AADT	EAST VOLUME	WEST VOLUME	PERCENT EAST IS OF TOTAL VOLUME	PERCENT WEST IS OF TOTAL VOLUME
6	26	2016	1	15	236	29.91	68	789	100	136	42.37	57.63
5	29	2016	1	14	235	29.78	69	789	131	104	55.74	44.26
8	13	2016	7	16	235	29.78	70	789	83	152	35.32	64.68
7	23	2016	7	16	233	29.53	71	789	80	153	34.33	65.67
8	6	2016	7	19	233	29.53	72	789	14	219	6.01	93.99
8	14	2016	1	15	233	29.53	73	789	103	130	44.21	55.79
8	27	2016	7	17	233	29.53	74	789	55	178	23.61	76.39
6	4	2016	7	16	232	29.40	75	789	96	136	41.38	58.62
8	27	2016	7	14	232	29.40	76	789	126	106	54.31	45.69
6	19	2016	1	18	231	29.28	77	789	19	212	8.23	91.77
8	28	2016	1	16	231	29.28	78	789	78	153	33.77	66.23
9	10	2016	7	15	231	29.28	79	789	103	128	44.59	55.41
7	16	2016	7	16	230	29.15	80	789	81	149	35.22	64.78
7	31	2016	1	16	230	29.15	81	789	79	151	34.35	65.65
5	28	2016	7	14	228	28.90	82	789	149	79	65.35	34.65
5	28	2016	7	17	227	28.77	83	789	33	194	14.54	85.46
9	4	2016	1	18	227	28.77	84	789	21	206	9.25	90.75
7	2	2016	7	15	226	28.64	85	789	135	91	59.73	40.27
7	30	2016	7	14	226	28.64	86	789	163	63	72.12	27.88
7	2	2016	7	18	225	28.52	87	789	48	177	21.33	78.67
7	23	2016	7	18	225	28.52	88	789	28	197	12.44	87.56
5	28	2016	7	16	224	28.39	89	789	94	130	41.96	58.04
8	6	2016	7	18	224	28.39	90	789	30	194	13.39	86.61
7	17	2016	1	15	223	28.26	91	789	107	116	47.98	52.02
8	6	2016	7	15	223	28.26	92	789	128	95	57.40	42.60
8	13	2016	7	12	223	28.26	93	789	194	29	87.00	13.00
7	16	2016	7	15	222	28.14	94	789	102	120	45.95	54.05
8	14	2016	1	17	221	28.01	95	789	44	177	19.91	80.09
8	28	2016	1	15	220	27.88	96	789	90	130	40.91	59.09
5	28	2016	7	15	218	27.63	97	789	103	115	47.25	52.75
7	24	2016	1	12	218	27.63	98	789	188	30	86.24	13.76
8	13	2016	7	18	217	27.50	99	789	32	185	14.75	85.25
6	25	2016	7	13	216	27.38	100	789	167	49	77.31	22.69
7	3	2016	1	12	216	27.38	101	789	197	19	91.20	8.80
8	13	2016	7	13	216	27.38	102	789	144	72	66.67	33.33
8	14	2016	1	13	216	27.38	103	789	166	50	76.85	23.15
5	1	2016	1	16	215	27.25	104	789	55	160	25.58	74.42
6	26	2016	1	13	215	27.25	105	789	167	48	77.67	22.33
6	12	2016	1	12	214	27.12	106	789	184	30	85.98	14.02
8	20	2016	7	15	213	27.00	107	789	95	118	44.60	55.40
8	21	2016	1	17	213	27.00	108	789	35	178	16.43	83.57
8	28	2016	1	14	212	26.87	109	789	149	63	70.28	29.72
8	28	2016	1	17	212	26.87	110	789	29	183	13.68	86.32
7	2	2016	7	13	211	26.74	111	789	165	46	78.20	21.80
8	6	2016	7	14	211	26.74	112	789	145	66	68.72	31.28
9	10	2016	7	13	211	26.74	113	789	158	53	74.88	25.12
5	29	2016	1	17	210	26.62	114	789	35	175	16.67	83.33
6	19	2016	1	12	210	26.62	115	789	192	18	91.43	8.57
8	6	2016	7	13	210	26.62	116	789	183	27	87.14	12.86
9	10	2016	7	17	210	26.62	117	789	41	169	19.52	80.48
5	29	2016	1	13	209	26.49	118	789	174	35	83.25	16.75

MO	DY	YR	DAY OF WK	HR	HR VOL	PERCENT OF AADT	HOUR NUMBER	AADT	EAST VOLUME	WEST VOLUME	PERCENT IS OF TOTAL VOLUME	PERCENT WEST IS OF TOTAL VOLUME
1	1	2016	6	16	208	26.36	119	789	82	126	39.42	60.58
1	2	2016	7	15	208	26.36	120	789	93	115	44.71	55.29
7	17	2016	1	17	208	26.36	121	789	46	162	22.12	77.88
7	25	2016	2	15	207	26.24	122	789	85	122	41.06	58.94
8	20	2016	7	17	206	26.11	123	789	56	150	27.18	72.82
9	25	2016	1	15	206	26.11	124	789	99	107	48.06	51.94
9	25	2016	1	14	205	25.98	125	789	140	65	68.29	31.71
1	2	2016	7	14	204	25.86	126	789	106	98	51.96	48.04
6	18	2016	7	16	204	25.86	127	789	51	153	25.00	75.00
8	20	2016	7	13	204	25.86	128	789	149	55	73.04	26.96
6	12	2016	1	13	203	25.73	129	789	147	56	72.41	27.59
8	6	2016	7	16	203	25.73	130	789	62	141	30.54	69.46
8	21	2016	1	16	203	25.73	131	789	66	137	32.51	67.49
7	2	2016	7	12	202	25.60	132	789	179	23	88.61	11.39
7	31	2016	1	14	202	25.60	133	789	131	71	64.85	35.15
9	10	2016	7	12	202	25.60	134	789	182	20	90.10	9.90
7	16	2016	7	17	201	25.48	135	789	59	142	29.35	70.65
7	23	2016	7	12	201	25.48	136	789	168	33	83.58	16.42
9	3	2016	7	15	201	25.48	137	789	101	100	50.25	49.75
6	4	2016	7	15	200	25.35	138	789	86	114	43.00	57.00
6	5	2016	1	14	200	25.35	139	789	89	111	44.50	55.50
6	26	2016	1	12	200	25.35	140	789	178	22	89.00	11.00
8	27	2016	7	12	200	25.35	141	789	179	21	89.50	10.50
8	21	2016	1	14	199	25.22	142	789	126	73	63.32	36.68
7	31	2016	1	15	198	25.10	143	789	97	101	48.99	51.01
8	20	2016	7	16	198	25.10	144	789	61	137	30.81	69.19
6	4	2016	7	14	196	24.84	145	789	105	91	53.57	46.43
7	23	2016	7	11	196	24.84	146	789	184	12	93.88	6.12
8	21	2016	1	13	196	24.84	147	789	161	35	82.14	17.86
9	5	2016	2	15	196	24.84	148	789	88	108	44.90	55.10
1	2	2016	7	16	195	24.71	149	789	37	158	18.97	81.03
7	6	2016	4	13	195	24.71	150	789	151	44	77.44	22.56
7	24	2016	1	18	195	24.71	151	789	22	173	11.28	88.72
7	17	2016	1	16	194	24.59	152	789	64	130	32.99	67.01
7	24	2016	1	11	194	24.59	153	789	184	10	94.85	5.15
8	20	2016	7	14	194	24.59	154	789	111	83	57.22	42.78
7	6	2016	4	15	193	24.46	155	789	99	94	51.30	48.70
8	28	2016	1	13	193	24.46	156	789	159	34	82.38	17.62
9	25	2016	1	17	193	24.46	157	789	33	160	17.10	82.90
9	5	2016	2	16	192	24.33	158	789	57	135	29.69	70.31
1	1	2016	6	15	191	24.21	159	789	98	93	51.31	48.69
6	4	2016	7	17	191	24.21	160	789	47	144	24.61	75.39
7	13	2016	4	16	191	24.21	161	789	55	136	28.80	71.20
8	4	2016	5	17	191	24.21	162	789	34	157	17.80	82.20
8	7	2016	1	14	191	24.21	163	789	109	82	57.07	42.93
7	9	2016	7	14	190	24.08	164	789	109	81	57.37	42.63
7	31	2016	1	12	190	24.08	165	789	161	29	84.74	15.26
6	12	2016	1	17	189	23.95	166	789	31	158	16.40	83.60
9	3	2016	7	16	188	23.83	167	789	56	132	29.79	70.21
7	21	2016	5	12	187	23.70	168	789	155	32	82.89	17.11
8	20	2016	7	18	187	23.70	169	789	30	157	16.04	83.96

MO	DY	YR	DAY OF WK	HR	HR VOL	PERCENT OF AADT	HOUR NUMBER	AADT	EAST VOLUME	WEST VOLUME	PERCENT EAST IS OF TOTAL VOLUME	PERCENT WEST IS OF TOTAL VOLUME
5	28	2016	7	13	186	23.57	170	789	156	30	83.87	16.13
7	20	2016	4	17	186	23.57	171	789	42	144	22.58	77.42
7	30	2016	7	19	186	23.57	172	789	14	172	7.53	92.47
9	4	2016	1	19	186	23.57	173	789	15	171	8.06	91.94
5	28	2016	7	12	185	23.45	174	789	161	24	87.03	12.97
8	13	2016	7	19	185	23.45	175	789	18	167	9.73	90.27
7	6	2016	4	14	184	23.32	176	789	103	81	55.98	44.02
9	24	2016	7	15	184	23.32	177	789	77	107	41.85	58.15
5	30	2016	2	11	183	23.19	178	789	175	8	95.63	4.37
6	18	2016	7	15	183	23.19	179	789	82	101	44.81	55.19
6	25	2016	7	12	183	23.19	180	789	163	20	89.07	10.93
7	17	2016	1	13	183	23.19	181	789	152	31	83.06	16.94
7	21	2016	5	15	183	23.19	182	789	74	109	40.44	59.56
7	27	2016	4	16	183	23.19	183	789	51	132	27.87	72.13
9	24	2016	7	17	183	23.19	184	789	34	149	18.58	81.42
1	1	2016	6	14	182	23.07	185	789	121	61	66.48	33.52
9	5	2016	2	13	182	23.07	186	789	128	54	70.33	29.67
9	25	2016	1	12	182	23.07	187	789	161	21	88.46	11.54
7	13	2016	4	13	181	22.94	188	789	142	39	78.45	21.55
8	6	2016	7	11	181	22.94	189	789	164	17	90.61	9.39
5	28	2016	7	18	180	22.81	190	789	19	161	10.56	89.44
6	29	2016	4	16	180	22.81	191	789	48	132	26.67	73.33
7	16	2016	7	18	180	22.81	192	789	38	142	21.11	78.89
6	25	2016	7	19	179	22.69	193	789	33	146	18.44	81.56
7	16	2016	7	14	179	22.69	194	789	108	71	60.34	39.66
1	2	2016	7	17	178	22.56	195	789	21	157	11.80	88.20
6	5	2016	1	13	178	22.56	196	789	138	40	77.53	22.47
6	27	2016	2	16	178	22.56	197	789	56	122	31.46	68.54
7	6	2016	4	17	178	22.56	198	789	26	152	14.61	85.39
8	4	2016	5	15	178	22.56	199	789	79	99	44.38	55.62
8	28	2016	1	12	178	22.56	200	789	158	20	88.76	11.24



**AADT=** 2,713     
**K 30 FACTOR=** 15.11     
**K 100 FACTOR=** 13.20     
**K 200 FACTOR=** 12.05     
**D 30 FACTOR=** 70.98



MO	DY	YR	DAY OF WK	HR	HR VOL	PERCENT OF AADT	HOUR NUMBER	AADT	NORTH VOLUME	SOUTH VOLUME	PERCENT NORTH IS OF TOTAL VOLUME	PERCENT SOUTH IS OF TOTAL VOLUME
7	5	2016	3	14	548	20.20	1	2,713	383	165	69.89	30.11
7	5	2016	3	13	523	19.28	2	2,713	381	142	72.85	27.15
8	14	2016	1	14	478	17.62	3	2,713	254	224	53.14	46.86
8	14	2016	1	13	463	17.07	4	2,713	260	203	56.16	43.84
8	21	2016	1	14	462	17.03	5	2,713	274	188	59.31	40.69
7	10	2016	1	17	459	16.92	6	2,713	311	148	67.76	32.24
9	11	2016	1	14	456	16.81	7	2,713	318	138	69.74	30.26
7	10	2016	1	16	454	16.73	8	2,713	305	149	67.18	32.82
5	30	2016	2	14	448	16.51	9	2,713	305	143	68.08	31.92
8	20	2016	7	16	446	16.44	10	2,713	192	254	43.05	56.95
7	5	2016	3	15	444	16.37	11	2,713	261	183	58.78	41.22
8	14	2016	1	15	443	16.33	12	2,713	228	215	51.47	48.53
7	24	2016	1	14	439	16.18	13	2,713	250	189	56.95	43.05
8	20	2016	7	13	438	16.14	14	2,713	159	279	36.30	63.70
8	14	2016	1	17	437	16.11	15	2,713	281	156	64.30	35.70
7	24	2016	1	15	431	15.89	16	2,713	248	183	57.54	42.46

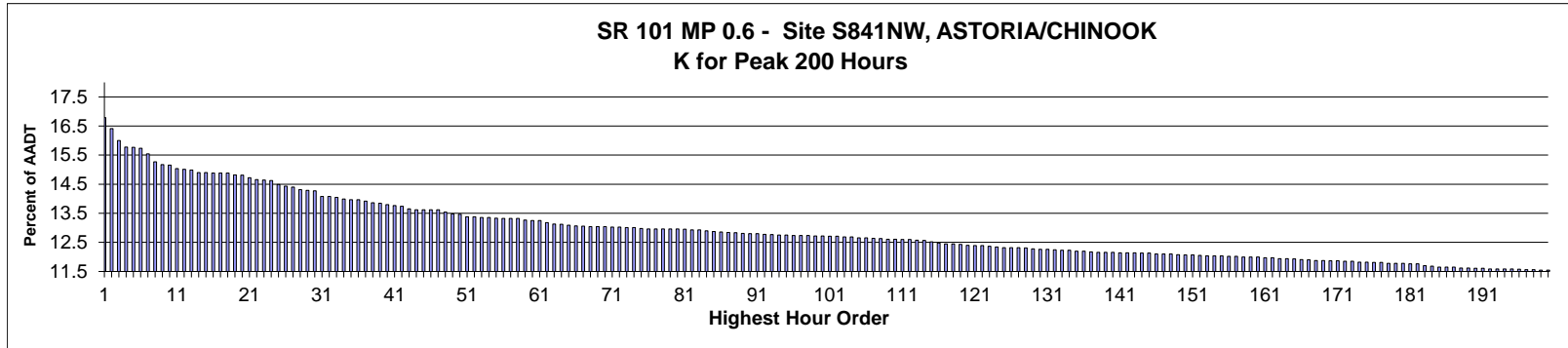
MO	DY	YR	DAY OF WK	HR	HR VOL	PERCENT OF AADT	HOUR NUMBER	AADT	NORTH VOLUME	SOUTH VOLUME	PERCENT NORTH IS OF TOTAL VOLUME	PERCENT SOUTH IS OF TOTAL VOLUME
7	31	2016	1	14	431	15.89	17	2,713	221	210	51.28	48.72
9	5	2016	2	13	431	15.89	18	2,713	290	141	67.29	32.71
7	17	2016	1	14	427	15.74	19	2,713	211	216	49.41	50.59
8	21	2016	1	13	426	15.70	20	2,713	228	198	53.52	46.48
8	28	2016	1	15	423	15.59	21	2,713	237	186	56.03	43.97
9	5	2016	2	14	420	15.48	22	2,713	275	145	65.48	34.52
4	10	2016	1	14	419	15.44	23	2,713	289	130	68.97	31.03
9	5	2016	2	15	417	15.37	24	2,713	270	147	64.75	35.25
8	14	2016	1	16	415	15.30	25	2,713	259	156	62.41	37.59
8	21	2016	1	12	414	15.26	26	2,713	252	162	60.87	39.13
7	30	2016	7	15	413	15.22	27	2,713	170	243	41.16	58.84
7	31	2016	1	13	413	15.22	28	2,713	220	193	53.27	46.73
8	20	2016	7	12	411	15.15	29	2,713	140	271	34.06	65.94
5	30	2016	2	15	410	15.11	30	2,713	291	119	70.98	29.02
5	30	2016	2	12	408	15.04	31	2,713	291	117	71.32	28.68
8	7	2016	1	16	408	15.04	32	2,713	233	175	57.11	42.89
8	28	2016	1	16	408	15.04	33	2,713	226	182	55.39	44.61
7	17	2016	1	13	407	15.00	34	2,713	170	237	41.77	58.23
7	31	2016	1	12	407	15.00	35	2,713	207	200	50.86	49.14
8	21	2016	1	15	407	15.00	36	2,713	233	174	57.25	42.75
8	21	2016	1	16	407	15.00	37	2,713	244	163	59.95	40.05
7	24	2016	1	13	406	14.96	38	2,713	229	177	56.40	43.60
5	30	2016	2	13	405	14.93	39	2,713	290	115	71.60	28.40
7	22	2016	6	17	403	14.85	40	2,713	161	242	39.95	60.05
8	20	2016	7	14	403	14.85	41	2,713	162	241	40.20	59.80
7	31	2016	1	15	402	14.82	42	2,713	219	183	54.48	45.52
8	28	2016	1	14	402	14.82	43	2,713	225	177	55.97	44.03
7	17	2016	1	16	401	14.78	44	2,713	206	195	51.37	48.63
8	14	2016	1	12	400	14.74	45	2,713	203	197	50.75	49.25
9	3	2016	7	15	397	14.63	46	2,713	179	218	45.09	54.91
9	11	2016	1	13	397	14.63	47	2,713	266	131	67.00	33.00
8	7	2016	1	13	395	14.56	48	2,713	217	178	54.94	45.06
8	13	2016	7	14	395	14.56	49	2,713	138	257	34.94	65.06
8	20	2016	7	15	395	14.56	50	2,713	207	188	52.41	47.59
7	5	2016	3	12	394	14.52	51	2,713	249	145	63.20	36.80
7	17	2016	1	15	394	14.52	52	2,713	184	210	46.70	53.30
8	7	2016	1	15	393	14.49	53	2,713	197	196	50.13	49.87
7	29	2016	6	15	390	14.38	54	2,713	161	229	41.28	58.72
8	20	2016	7	17	388	14.30	55	2,713	190	198	48.97	51.03
7	1	2016	6	15	387	14.26	56	2,713	163	224	42.12	57.88
8	12	2016	6	14	386	14.23	57	2,713	178	208	46.11	53.89
9	5	2016	2	12	385	14.19	58	2,713	277	108	71.95	28.05
8	13	2016	7	11	381	14.04	59	2,713	156	225	40.94	59.06
7	31	2016	1	16	380	14.01	60	2,713	189	191	49.74	50.26
7	30	2016	7	13	379	13.97	61	2,713	169	210	44.59	55.41
8	14	2016	1	18	379	13.97	62	2,713	237	142	62.53	37.47
7	30	2016	7	14	378	13.93	63	2,713	144	234	38.10	61.90
8	19	2016	6	15	378	13.93	64	2,713	189	189	50.00	50.00
8	28	2016	1	13	378	13.93	65	2,713	210	168	55.56	44.44
9	5	2016	2	16	378	13.93	66	2,713	260	118	68.78	31.22
9	5	2016	2	17	378	13.93	67	2,713	262	116	69.31	30.69

MO	DY	YR	DAY OF WK	HR	HR VOL	PERCENT OF AADT	HOUR NUMBER	AADT	NORTH VOLUME	SOUTH VOLUME	PERCENT NORTH IS OF TOTAL VOLUME	PERCENT SOUTH IS OF TOTAL VOLUME
8	19	2016	6	13	377	13.90	68	2,713	146	231	38.73	61.27
9	4	2016	1	16	377	13.90	69	2,713	186	191	49.34	50.66
4	10	2016	1	13	375	13.82	70	2,713	259	116	69.07	30.93
7	29	2016	6	17	375	13.82	71	2,713	158	217	42.13	57.87
7	30	2016	7	12	375	13.82	72	2,713	196	179	52.27	47.73
7	31	2016	1	17	375	13.82	73	2,713	234	141	62.40	37.60
7	29	2016	6	16	374	13.79	74	2,713	164	210	43.85	56.15
8	21	2016	1	17	374	13.79	75	2,713	228	146	60.96	39.04
9	2	2016	6	16	372	13.71	76	2,713	154	218	41.40	58.60
5	28	2016	7	14	371	13.67	77	2,713	124	247	33.42	66.58
7	2	2016	7	16	371	13.67	78	2,713	136	235	36.66	63.34
7	29	2016	6	13	371	13.67	79	2,713	162	209	43.67	56.33
8	26	2016	6	15	371	13.67	80	2,713	206	165	55.53	44.47
9	11	2016	1	15	371	13.67	81	2,713	240	131	64.69	35.31
8	7	2016	1	14	369	13.60	82	2,713	196	173	53.12	46.88
7	1	2016	6	14	367	13.53	83	2,713	152	215	41.42	58.58
8	11	2016	5	15	367	13.53	84	2,713	158	209	43.05	56.95
8	20	2016	7	18	367	13.53	85	2,713	218	149	59.40	40.60
7	30	2016	7	17	365	13.45	86	2,713	159	206	43.56	56.44
8	19	2016	6	16	365	13.45	87	2,713	158	207	43.29	56.71
5	30	2016	2	16	363	13.38	88	2,713	270	93	74.38	25.62
8	5	2016	6	15	363	13.38	89	2,713	205	158	56.47	43.53
8	13	2016	7	15	363	13.38	90	2,713	161	202	44.35	55.65
6	19	2016	1	16	361	13.31	91	2,713	216	145	59.83	40.17
7	3	2016	1	17	361	13.31	92	2,713	217	144	60.11	39.89
7	10	2016	1	13	361	13.31	93	2,713	211	150	58.45	41.55
9	11	2016	1	16	360	13.27	94	2,713	249	111	69.17	30.83
7	22	2016	6	16	359	13.23	95	2,713	156	203	43.45	56.55
8	6	2016	7	15	359	13.23	96	2,713	170	189	47.35	52.65
8	13	2016	7	16	359	13.23	97	2,713	176	183	49.03	50.97
8	11	2016	5	16	358	13.20	98	2,713	173	185	48.32	51.68
8	28	2016	1	17	358	13.20	99	2,713	214	144	59.78	40.22
9	11	2016	1	12	358	13.20	100	2,713	234	124	65.36	34.64
6	19	2016	1	14	357	13.16	101	2,713	200	157	56.02	43.98
7	2	2016	7	17	357	13.16	102	2,713	153	204	42.86	57.14
7	5	2016	3	16	357	13.16	103	2,713	214	143	59.94	40.06
7	23	2016	7	13	357	13.16	104	2,713	154	203	43.14	56.86
6	5	2016	1	13	356	13.12	105	2,713	195	161	54.78	45.22
8	15	2016	2	13	356	13.12	106	2,713	185	171	51.97	48.03
7	2	2016	7	13	354	13.05	107	2,713	118	236	33.33	66.67
8	26	2016	6	16	354	13.05	108	2,713	171	183	48.31	51.69
9	9	2016	6	14	354	13.05	109	2,713	135	219	38.14	61.86
7	22	2016	6	15	353	13.01	110	2,713	154	199	43.63	56.37
5	8	2016	1	14	352	12.97	111	2,713	205	147	58.24	41.76
7	30	2016	7	16	352	12.97	112	2,713	150	202	42.61	57.39
4	7	2016	5	15	351	12.94	113	2,713	155	196	44.16	55.84
7	24	2016	1	17	351	12.94	114	2,713	218	133	62.11	37.89
8	28	2016	1	12	351	12.94	115	2,713	185	166	52.71	47.29
9	9	2016	6	17	351	12.94	116	2,713	154	197	43.87	56.13
7	1	2016	6	13	350	12.90	117	2,713	174	176	49.71	50.29
8	12	2016	6	12	350	12.90	118	2,713	154	196	44.00	56.00

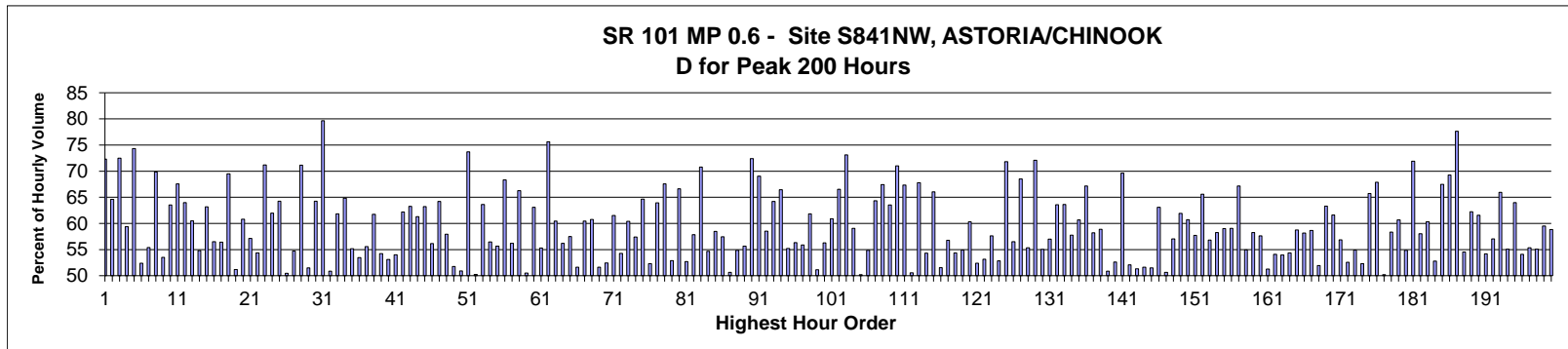
MO	DY	YR	DAY OF WK	HR	HR VOL	PERCENT OF AADT	HOUR NUMBER	AADT	NORTH VOLUME	SOUTH VOLUME	PERCENT NORTH IS OF TOTAL VOLUME	PERCENT SOUTH IS OF TOTAL VOLUME
8	12	2016	6	15	350	12.90	119	2,713	152	198	43.43	56.57
8	12	2016	6	17	350	12.90	120	2,713	172	178	49.14	50.86
8	15	2016	2	17	350	12.90	121	2,713	202	148	57.71	42.29
5	28	2016	7	16	348	12.83	122	2,713	145	203	41.67	58.33
6	5	2016	1	16	348	12.83	123	2,713	227	121	65.23	34.77
6	19	2016	1	15	348	12.83	124	2,713	198	150	56.90	43.10
8	6	2016	7	13	348	12.83	125	2,713	153	195	43.97	56.03
8	19	2016	6	14	348	12.83	126	2,713	174	174	50.00	50.00
6	5	2016	1	14	347	12.79	127	2,713	196	151	56.48	43.52
6	26	2016	1	15	347	12.79	128	2,713	206	141	59.37	40.63
8	7	2016	1	12	347	12.79	129	2,713	187	160	53.89	46.11
8	26	2016	6	14	347	12.79	130	2,713	164	183	47.26	52.74
9	3	2016	7	16	347	12.79	131	2,713	147	200	42.36	57.64
4	3	2016	1	14	346	12.75	132	2,713	182	164	52.60	47.40
8	4	2016	5	16	345	12.72	133	2,713	171	174	49.57	50.43
9	4	2016	1	14	345	12.72	134	2,713	168	177	48.70	51.30
8	1	2016	2	15	344	12.68	135	2,713	154	190	44.77	55.23
8	12	2016	6	16	344	12.68	136	2,713	154	190	44.77	55.23
8	26	2016	6	13	344	12.68	137	2,713	159	185	46.22	53.78
9	9	2016	6	18	344	12.68	138	2,713	162	182	47.09	52.91
6	19	2016	1	13	343	12.64	139	2,713	185	158	53.94	46.06
6	26	2016	1	14	343	12.64	140	2,713	215	128	62.68	37.32
8	10	2016	4	16	343	12.64	141	2,713	163	180	47.52	52.48
8	13	2016	7	13	343	12.64	142	2,713	136	207	39.65	60.35
6	26	2016	1	13	342	12.61	143	2,713	205	137	59.94	40.06
7	1	2016	6	18	342	12.61	144	2,713	158	184	46.20	53.80
7	22	2016	6	13	342	12.61	145	2,713	163	179	47.66	52.34
8	26	2016	6	17	342	12.61	146	2,713	177	165	51.75	48.25
9	9	2016	6	15	342	12.61	147	2,713	116	226	33.92	66.08
9	16	2016	6	15	342	12.61	148	2,713	149	193	43.57	56.43
9	18	2016	1	13	342	12.61	149	2,713	190	152	55.56	44.44
5	27	2016	6	18	341	12.57	150	2,713	128	213	37.54	62.46
7	2	2016	7	14	341	12.57	151	2,713	130	211	38.12	61.88
7	3	2016	1	14	341	12.57	152	2,713	140	201	41.06	58.94
8	19	2016	6	17	341	12.57	153	2,713	164	177	48.09	51.91
6	5	2016	1	15	340	12.53	154	2,713	186	154	54.71	45.29
7	1	2016	6	17	340	12.53	155	2,713	155	185	45.59	54.41
8	17	2016	4	16	340	12.53	156	2,713	163	177	47.94	52.06
8	18	2016	5	16	340	12.53	157	2,713	176	164	51.76	48.24
9	4	2016	1	15	340	12.53	158	2,713	186	154	54.71	45.29
7	22	2016	6	18	339	12.50	159	2,713	149	190	43.95	56.05
9	2	2016	6	17	339	12.50	160	2,713	121	218	35.69	64.31
8	12	2016	6	13	338	12.46	161	2,713	152	186	44.97	55.03
8	15	2016	2	16	338	12.46	162	2,713	160	178	47.34	52.66
7	2	2016	7	15	337	12.42	163	2,713	123	214	36.50	63.50
8	11	2016	5	13	337	12.42	164	2,713	138	199	40.95	59.05
9	2	2016	6	13	337	12.42	165	2,713	143	194	42.43	57.57
9	3	2016	7	13	336	12.38	166	2,713	102	234	30.36	69.64
9	9	2016	6	16	336	12.38	167	2,713	135	201	40.18	59.82
9	10	2016	7	14	336	12.38	168	2,713	134	202	39.88	60.12
8	5	2016	6	16	335	12.35	169	2,713	148	187	44.18	55.82

MO	DY	YR	DAY OF WK	HR	HR VOL	PERCENT OF AADT	HOUR NUMBER	AADT	NORTH VOLUME	SOUTH VOLUME	PERCENT NORTH IS OF TOTAL VOLUME	PERCENT SOUTH IS OF TOTAL VOLUME
8	27	2016	7	12	335	12.35	170	2,713	145	190	43.28	56.72
7	29	2016	6	14	334	12.31	171	2,713	155	179	46.41	53.59
8	4	2016	5	14	334	12.31	172	2,713	156	178	46.71	53.29
8	11	2016	5	17	334	12.31	173	2,713	190	144	56.89	43.11
5	8	2016	1	15	333	12.27	174	2,713	219	114	65.77	34.23
5	28	2016	7	13	333	12.27	175	2,713	94	239	28.23	71.77
5	30	2016	2	17	332	12.24	176	2,713	241	91	72.59	27.41
7	17	2016	1	12	332	12.24	177	2,713	172	160	51.81	48.19
7	17	2016	1	17	332	12.24	178	2,713	175	157	52.71	47.29
9	2	2016	6	15	332	12.24	179	2,713	143	189	43.07	56.93
9	3	2016	7	12	332	12.24	180	2,713	96	236	28.92	71.08
9	25	2016	1	13	332	12.24	181	2,713	189	143	56.93	43.07
2	15	2016	2	13	331	12.20	182	2,713	201	130	60.73	39.27
4	3	2016	1	15	331	12.20	183	2,713	189	142	57.10	42.90
7	23	2016	7	12	331	12.20	184	2,713	134	197	40.48	59.52
7	28	2016	5	16	331	12.20	185	2,713	164	167	49.55	50.45
8	25	2016	5	16	331	12.20	186	2,713	167	164	50.45	49.55
9	1	2016	5	12	331	12.20	187	2,713	196	135	59.21	40.79
9	1	2016	5	13	331	12.20	188	2,713	158	173	47.73	52.27
9	3	2016	7	14	331	12.20	189	2,713	144	187	43.50	56.50
5	28	2016	7	15	330	12.16	190	2,713	115	215	34.85	65.15
6	5	2016	1	17	330	12.16	191	2,713	213	117	64.55	35.45
7	29	2016	6	18	330	12.16	192	2,713	164	166	49.70	50.30
7	30	2016	7	11	330	12.16	193	2,713	164	166	49.70	50.30
4	17	2016	1	13	329	12.13	194	2,713	182	147	55.32	44.68
7	1	2016	6	16	329	12.13	195	2,713	140	189	42.55	57.45
7	3	2016	1	18	329	12.13	196	2,713	211	118	64.13	35.87
8	6	2016	7	12	328	12.09	197	2,713	118	210	35.98	64.02
8	13	2016	7	12	328	12.09	198	2,713	123	205	37.50	62.50
9	16	2016	6	16	328	12.09	199	2,713	155	173	47.26	52.74
4	8	2016	6	15	327	12.05	200	2,713	159	168	48.62	51.38





AADT= 6,564      K 30 FACTOR= 14.27      K 100 FACTOR= 12.72      K 200 FACTOR= 11.55      D 30 FACTOR= 64.25



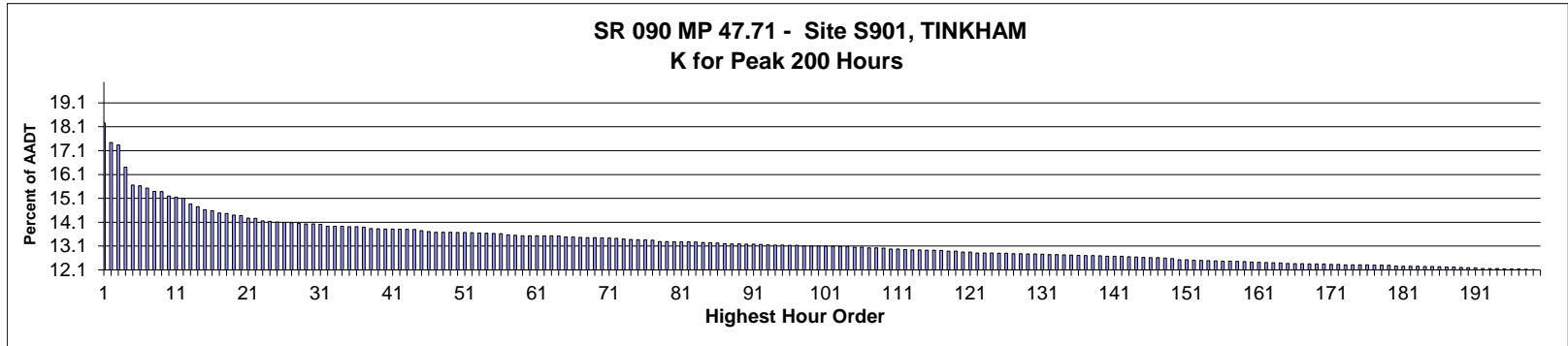
MO	DY	YR	DAY OF WK	HR	HR VOL	PERCENT OF AADT	HOUR NUMBER	AADT	NORTH VOLUME	SOUTH VOLUME	PERCENT NORTH IS OF TOTAL VOLUME	PERCENT SOUTH IS OF TOTAL VOLUME
7	5	2016	3	12	1,102	16.79	1	6,564	797	305	72.32	27.68
7	3	2016	1	15	1,077	16.41	2	6,564	381	696	35.38	64.62
7	5	2016	3	13	1,050	16.00	3	6,564	761	289	72.48	27.52
7	2	2016	7	13	1,036	15.78	4	6,564	421	615	40.64	59.36
9	11	2016	1	12	1,035	15.77	5	6,564	769	266	74.30	25.70
7	3	2016	1	13	1,033	15.74	6	6,564	541	492	52.37	47.63
7	3	2016	1	14	1,020	15.54	7	6,564	455	565	44.61	55.39
7	5	2016	3	14	1,002	15.27	8	6,564	700	302	69.86	30.14
8	20	2016	7	17	996	15.17	9	6,564	533	463	53.51	46.49
7	3	2016	1	16	995	15.16	10	6,564	363	632	36.48	63.52
7	2	2016	7	15	987	15.04	11	6,564	320	667	32.42	67.58
8	21	2016	1	13	985	15.01	12	6,564	630	355	63.96	36.04
8	14	2016	1	13	984	14.99	13	6,564	595	389	60.47	39.53
8	20	2016	7	18	978	14.90	14	6,564	536	442	54.81	45.19
9	10	2016	7	14	978	14.90	15	6,564	360	618	36.81	63.19
8	14	2016	1	14	977	14.88	16	6,564	552	425	56.50	43.50

MO	DY	YR	DAY OF WK	HR	HR VOL	PERCENT OF AADT	HOUR NUMBER	AADT	NORTH VOLUME	SOUTH VOLUME	PERCENT NORTH IS OF TOTAL VOLUME	PERCENT SOUTH IS OF TOTAL VOLUME
8	20	2016	7	12	977	14.88	17	6,564	426	551	43.60	56.40
8	21	2016	1	12	977	14.88	18	6,564	679	298	69.50	30.50
8	20	2016	7	16	973	14.82	19	6,564	498	475	51.18	48.82
8	19	2016	6	15	972	14.81	20	6,564	381	591	39.20	60.80
9	10	2016	7	15	966	14.72	21	6,564	414	552	42.86	57.14
8	20	2016	7	13	962	14.66	22	6,564	439	523	45.63	54.37
9	11	2016	1	13	961	14.64	23	6,564	684	277	71.18	28.82
8	21	2016	1	14	960	14.63	24	6,564	595	365	61.98	38.02
7	2	2016	7	16	951	14.49	25	6,564	340	611	35.75	64.25
8	20	2016	7	15	947	14.43	26	6,564	469	478	49.52	50.48
7	3	2016	1	12	945	14.40	27	6,564	517	428	54.71	45.29
9	11	2016	1	14	939	14.31	28	6,564	668	271	71.14	28.86
8	14	2016	1	16	938	14.29	29	6,564	483	455	51.49	48.51
7	2	2016	7	14	937	14.27	30	6,564	335	602	35.75	64.25
7	5	2016	3	11	924	14.08	31	6,564	736	188	79.65	20.35
9	10	2016	7	16	924	14.08	32	6,564	470	454	50.87	49.13
7	24	2016	1	13	922	14.05	33	6,564	570	352	61.82	38.18
9	10	2016	7	13	918	13.99	34	6,564	323	595	35.19	64.81
7	3	2016	1	18	917	13.97	35	6,564	506	411	55.18	44.82
8	19	2016	6	17	917	13.97	36	6,564	427	490	46.56	53.44
7	24	2016	1	14	914	13.92	37	6,564	508	406	55.58	44.42
7	31	2016	1	13	910	13.86	38	6,564	562	348	61.76	38.24
8	14	2016	1	15	909	13.85	39	6,564	493	416	54.24	45.76
8	20	2016	7	14	906	13.80	40	6,564	425	481	46.91	53.09
8	21	2016	1	16	904	13.77	41	6,564	488	416	53.98	46.02
8	17	2016	4	18	902	13.74	42	6,564	341	561	37.80	62.20
8	7	2016	1	13	896	13.65	43	6,564	567	329	63.28	36.72
8	5	2016	6	15	894	13.62	44	6,564	346	548	38.70	61.30
8	14	2016	1	12	894	13.62	45	6,564	565	329	63.20	36.80
8	19	2016	6	14	894	13.62	46	6,564	392	502	43.85	56.15
9	5	2016	2	13	894	13.62	47	6,564	574	320	64.21	35.79
8	12	2016	6	15	889	13.54	48	6,564	374	515	42.07	57.93
7	24	2016	1	15	885	13.48	49	6,564	458	427	51.75	48.25
5	28	2016	7	15	884	13.47	50	6,564	434	450	49.10	50.90
4	10	2016	1	13	878	13.38	51	6,564	647	231	73.69	26.31
9	10	2016	7	17	878	13.38	52	6,564	437	441	49.77	50.23
7	5	2016	3	15	877	13.36	53	6,564	558	319	63.63	36.37
7	31	2016	1	14	877	13.36	54	6,564	495	382	56.44	43.56
7	4	2016	2	13	875	13.33	55	6,564	487	388	55.66	44.34
7	1	2016	6	17	874	13.32	56	6,564	277	597	31.69	68.31
8	13	2016	7	16	874	13.32	57	6,564	383	491	43.82	56.18
9	9	2016	6	15	874	13.32	58	6,564	295	579	33.75	66.25
9	4	2016	1	14	871	13.27	59	6,564	440	431	50.52	49.48
7	2	2016	7	17	870	13.25	60	6,564	321	549	36.90	63.10
8	21	2016	1	17	870	13.25	61	6,564	481	389	55.29	44.71
4	10	2016	1	12	865	13.18	62	6,564	654	211	75.61	24.39
9	3	2016	7	14	862	13.13	63	6,564	341	521	39.56	60.44
9	4	2016	1	13	861	13.12	64	6,564	484	377	56.21	43.79
8	21	2016	1	15	859	13.09	65	6,564	494	365	57.51	42.49
5	28	2016	7	16	858	13.07	66	6,564	443	415	51.63	48.37
8	5	2016	6	16	857	13.06	67	6,564	339	518	39.56	60.44

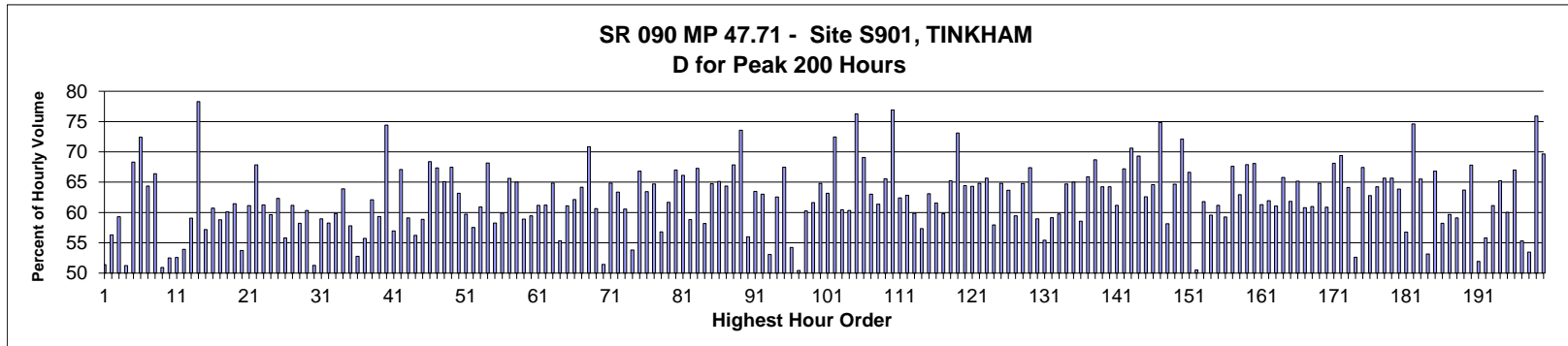
MO	DY	YR	DAY OF WK	HR	HR VOL	PERCENT OF AADT	HOUR NUMBER	AADT	NORTH VOLUME	SOUTH VOLUME	PERCENT NORTH IS OF TOTAL VOLUME	PERCENT SOUTH IS OF TOTAL VOLUME
7	2	2016	7	12	856	13.04	68	6,564	336	520	39.25	60.75
8	13	2016	7	17	856	13.04	69	6,564	414	442	48.36	51.64
9	4	2016	1	15	856	13.04	70	6,564	407	449	47.55	52.45
7	29	2016	6	16	855	13.03	71	6,564	329	526	38.48	61.52
8	18	2016	5	16	855	13.03	72	6,564	391	464	45.73	54.27
8	12	2016	6	16	854	13.01	73	6,564	338	516	39.58	60.42
8	19	2016	6	16	854	13.01	74	6,564	364	490	42.62	57.38
5	30	2016	2	14	852	12.98	75	6,564	551	301	64.67	35.33
4	9	2016	7	14	851	12.96	76	6,564	445	406	52.29	47.71
7	1	2016	6	15	851	12.96	77	6,564	307	544	36.08	63.92
8	21	2016	1	11	851	12.96	78	6,564	575	276	67.57	32.43
9	4	2016	1	16	851	12.96	79	6,564	401	450	47.12	52.88
9	10	2016	7	12	851	12.96	80	6,564	284	567	33.37	66.63
7	30	2016	7	13	850	12.95	81	6,564	402	448	47.29	52.71
5	29	2016	1	15	849	12.93	82	6,564	358	491	42.17	57.83
9	5	2016	2	12	849	12.93	83	6,564	601	248	70.79	29.21
7	5	2016	3	16	847	12.90	84	6,564	463	384	54.66	45.34
7	29	2016	6	17	845	12.87	85	6,564	351	494	41.54	58.46
7	1	2016	6	13	844	12.86	86	6,564	359	485	42.54	57.46
8	14	2016	1	17	843	12.84	87	6,564	427	416	50.65	49.35
8	15	2016	2	16	842	12.83	88	6,564	380	462	45.13	54.87
7	30	2016	7	14	841	12.81	89	6,564	373	468	44.35	55.65
4	10	2016	1	14	840	12.80	90	6,564	608	232	72.38	27.62
5	8	2016	1	13	840	12.80	91	6,564	580	260	69.05	30.95
8	26	2016	6	15	839	12.78	92	6,564	348	491	41.48	58.52
9	4	2016	1	12	838	12.77	93	6,564	538	300	64.20	35.80
5	30	2016	2	13	837	12.75	94	6,564	556	281	66.43	33.57
8	26	2016	6	14	837	12.75	95	6,564	375	462	44.80	55.20
8	12	2016	6	14	836	12.74	96	6,564	365	471	43.66	56.34
8	19	2016	6	18	836	12.74	97	6,564	369	467	44.14	55.86
9	3	2016	7	15	836	12.74	98	6,564	319	517	38.16	61.84
5	29	2016	1	16	835	12.72	99	6,564	427	408	51.14	48.86
8	26	2016	6	17	835	12.72	100	6,564	365	470	43.71	56.29
8	19	2016	6	13	834	12.71	101	6,564	326	508	39.09	60.91
9	5	2016	2	14	834	12.71	102	6,564	555	279	66.55	33.45
2	6	2016	7	15	833	12.69	103	6,564	224	609	26.89	73.11
7	1	2016	6	14	833	12.69	104	6,564	341	492	40.94	59.06
7	30	2016	7	12	831	12.66	105	6,564	417	414	50.18	49.82
8	13	2016	7	15	831	12.66	106	6,564	375	456	45.13	54.87
9	4	2016	1	18	830	12.64	107	6,564	296	534	35.66	64.34
9	9	2016	6	17	829	12.63	108	6,564	270	559	32.57	67.43
7	3	2016	1	17	828	12.61	109	6,564	302	526	36.47	63.53
7	31	2016	1	12	828	12.61	110	6,564	588	240	71.01	28.99
5	30	2016	2	12	827	12.60	111	6,564	557	270	67.35	32.65
7	4	2016	2	14	827	12.60	112	6,564	409	418	49.46	50.54
8	7	2016	1	12	826	12.58	113	6,564	560	266	67.80	32.20
4	9	2016	7	13	825	12.57	114	6,564	448	377	54.30	45.70
5	8	2016	1	14	822	12.52	115	6,564	543	279	66.06	33.94
5	29	2016	1	14	819	12.48	116	6,564	397	422	48.47	51.53
7	23	2016	7	12	817	12.45	117	6,564	353	464	43.21	56.79
8	27	2016	7	15	817	12.45	118	6,564	373	444	45.65	54.35

MO	DY	YR	DAY OF WK	HR	HR VOL	PERCENT OF AADT	HOUR NUMBER	AADT	NORTH VOLUME	SOUTH VOLUME	PERCENT NORTH IS OF TOTAL VOLUME	PERCENT SOUTH IS OF TOTAL VOLUME
7	31	2016	1	15	816	12.43	119	6,564	448	368	54.90	45.10
8	12	2016	6	17	814	12.40	120	6,564	323	491	39.68	60.32
7	23	2016	7	14	813	12.39	121	6,564	387	426	47.60	52.40
7	23	2016	7	15	813	12.39	122	6,564	432	381	53.14	46.86
6	26	2016	1	14	812	12.37	123	6,564	468	344	57.64	42.36
8	5	2016	6	13	810	12.34	124	6,564	428	382	52.84	47.16
5	8	2016	1	12	809	12.32	125	6,564	581	228	71.82	28.18
8	26	2016	6	16	809	12.32	126	6,564	352	457	43.51	56.49
9	9	2016	6	18	809	12.32	127	6,564	255	554	31.52	68.48
8	7	2016	1	14	808	12.31	128	6,564	447	361	55.32	44.68
9	11	2016	1	11	806	12.28	129	6,564	581	225	72.08	27.92
5	28	2016	7	14	805	12.26	130	6,564	362	443	44.97	55.03
7	23	2016	7	16	805	12.26	131	6,564	459	346	57.02	42.98
8	5	2016	6	17	804	12.25	132	6,564	293	511	36.44	63.56
7	1	2016	6	16	803	12.23	133	6,564	292	511	36.36	63.64
8	18	2016	5	17	803	12.23	134	6,564	339	464	42.22	57.78
9	9	2016	6	14	801	12.20	135	6,564	315	486	39.33	60.67
9	9	2016	6	16	801	12.20	136	6,564	263	538	32.83	67.17
5	29	2016	1	12	799	12.17	137	6,564	465	334	58.20	41.80
5	28	2016	7	13	798	12.16	138	6,564	328	470	41.10	58.90
8	19	2016	6	12	798	12.16	139	6,564	392	406	49.12	50.88
8	28	2016	1	15	798	12.16	140	6,564	420	378	52.63	47.37
7	1	2016	6	18	797	12.14	141	6,564	242	555	30.36	69.64
7	31	2016	1	16	797	12.14	142	6,564	415	382	52.07	47.93
8	27	2016	7	16	797	12.14	143	6,564	388	409	48.68	51.32
8	12	2016	6	13	796	12.13	144	6,564	385	411	48.37	51.63
8	27	2016	7	14	796	12.13	145	6,564	410	386	51.51	48.49
6	26	2016	1	12	794	12.10	146	6,564	501	293	63.10	36.90
8	6	2016	7	13	794	12.10	147	6,564	392	402	49.37	50.63
8	26	2016	6	18	794	12.10	148	6,564	341	453	42.95	57.05
8	15	2016	2	17	793	12.08	149	6,564	302	491	38.08	61.92
8	28	2016	1	13	792	12.07	150	6,564	481	311	60.73	39.27
8	28	2016	1	14	792	12.07	151	6,564	457	335	57.70	42.30
9	2	2016	6	16	791	12.05	152	6,564	272	519	34.39	65.61
5	28	2016	7	12	790	12.04	153	6,564	341	449	43.16	56.84
7	23	2016	7	13	790	12.04	154	6,564	330	460	41.77	58.23
7	29	2016	6	14	790	12.04	155	6,564	324	466	41.01	58.99
7	24	2016	1	12	789	12.02	156	6,564	466	323	59.06	40.94
9	11	2016	1	16	789	12.02	157	6,564	530	259	67.17	32.83
5	29	2016	1	13	788	12.00	158	6,564	433	355	54.95	45.05
7	24	2016	1	16	788	12.00	159	6,564	459	329	58.25	41.75
9	5	2016	2	15	788	12.00	160	6,564	454	334	57.61	42.39
7	1	2016	6	12	786	11.97	161	6,564	403	383	51.27	48.73
8	28	2016	1	16	786	11.97	162	6,564	425	361	54.07	45.93
4	8	2016	6	14	784	11.94	163	6,564	361	423	46.05	53.95
8	6	2016	7	15	784	11.94	164	6,564	358	426	45.66	54.34
8	16	2016	3	17	783	11.93	165	6,564	323	460	41.25	58.75
7	4	2016	2	12	782	11.91	166	6,564	455	327	58.18	41.82
6	4	2016	7	13	781	11.90	167	6,564	323	458	41.36	58.64
8	6	2016	7	12	780	11.88	168	6,564	405	375	51.92	48.08
9	2	2016	6	15	780	11.88	169	6,564	286	494	36.67	63.33

MO	DY	YR	DAY OF WK	HR	HR VOL	PERCENT OF AADT	HOUR NUMBER	AADT	NORTH VOLUME	SOUTH VOLUME	PERCENT NORTH IS OF TOTAL VOLUME	PERCENT SOUTH IS OF TOTAL VOLUME
8	18	2016	5	15	779	11.87	170	6,564	299	480	38.38	61.62
8	27	2016	7	12	779	11.87	171	6,564	443	336	56.87	43.13
8	6	2016	7	14	778	11.85	172	6,564	369	409	47.43	52.57
8	18	2016	5	13	778	11.85	173	6,564	351	427	45.12	54.88
8	18	2016	5	14	776	11.82	174	6,564	370	406	47.68	52.32
9	11	2016	1	15	776	11.82	175	6,564	510	266	65.72	34.28
2	6	2016	7	14	775	11.81	176	6,564	249	526	32.13	67.87
7	29	2016	6	13	775	11.81	177	6,564	386	389	49.81	50.19
4	8	2016	6	15	773	11.78	178	6,564	322	451	41.66	58.34
6	4	2016	7	15	773	11.78	179	6,564	304	469	39.33	60.67
7	30	2016	7	15	773	11.78	180	6,564	349	424	45.15	54.85
2	20	2016	7	15	772	11.76	181	6,564	217	555	28.11	71.89
8	18	2016	5	18	772	11.76	182	6,564	324	448	41.97	58.03
7	2	2016	7	18	768	11.70	183	6,564	305	463	39.71	60.29
8	16	2016	3	16	767	11.68	184	6,564	362	405	47.20	52.80
2	20	2016	7	14	765	11.65	185	6,564	249	516	32.55	67.45
4	10	2016	1	15	765	11.65	186	6,564	530	235	69.28	30.72
5	8	2016	1	11	765	11.65	187	6,564	594	171	77.65	22.35
8	7	2016	1	15	763	11.62	188	6,564	416	347	54.52	45.48
9	5	2016	2	16	763	11.62	189	6,564	475	288	62.25	37.75
7	22	2016	6	16	762	11.61	190	6,564	293	469	38.45	61.55
8	17	2016	4	15	762	11.61	191	6,564	349	413	45.80	54.20
2	20	2016	7	13	761	11.59	192	6,564	327	434	42.97	57.03
5	30	2016	2	15	761	11.59	193	6,564	502	259	65.97	34.03
7	23	2016	7	17	761	11.59	194	6,564	419	342	55.06	44.94
9	11	2016	1	17	761	11.59	195	6,564	487	274	63.99	36.01
6	26	2016	1	15	760	11.58	196	6,564	411	349	54.08	45.92
4	9	2016	7	12	759	11.56	197	6,564	420	339	55.34	44.66
9	3	2016	7	16	759	11.56	198	6,564	341	418	44.93	55.07
7	29	2016	6	15	758	11.55	199	6,564	307	451	40.50	59.50
8	23	2016	3	16	758	11.55	200	6,564	312	446	41.16	58.84



AADT= 34,455      K 30 FACTOR= 14.05      K 100 FACTOR= 13.12      K 200 FACTOR= 12.12      D 30 FACTOR= 51.27



MO	DY	YR	DAY OF WK	HR	HR VOL	PERCENT OF AADT	HOUR NUMBER	AADT	EAST VOLUME	WEST VOLUME	PERCENT EAST IS OF TOTAL VOLUME	PERCENT WEST IS OF TOTAL VOLUME
12	26	2016	2	14	6,297	18.28	1	34,455	3,060	3,237	48.59	51.41
12	26	2016	2	13	6,017	17.46	2	34,455	3,388	2,629	56.31	43.69
12	26	2016	2	15	5,978	17.35	3	34,455	2,433	3,545	40.70	59.30
7	10	2016	1	18	5,661	16.43	4	34,455	2,761	2,900	48.77	51.23
12	26	2016	2	16	5,402	15.68	5	34,455	1,711	3,691	31.67	68.33
1	2	2016	7	16	5,393	15.65	6	34,455	1,488	3,905	27.59	72.41
12	26	2016	2	12	5,359	15.55	7	34,455	3,449	1,910	64.36	35.64
8	12	2016	6	16	5,309	15.41	8	34,455	3,525	1,784	66.40	33.60
11	27	2016	1	12	5,306	15.40	9	34,455	2,702	2,604	50.92	49.08
11	27	2016	1	13	5,244	15.22	10	34,455	2,490	2,754	47.48	52.52
1	2	2016	7	14	5,226	15.17	11	34,455	2,478	2,748	47.42	52.58
11	27	2016	1	14	5,209	15.12	12	34,455	2,400	2,809	46.07	53.93
8	21	2016	1	13	5,131	14.89	13	34,455	2,101	3,030	40.95	59.05
1	2	2016	7	17	5,088	14.77	14	34,455	1,105	3,983	21.72	78.28
1	2	2016	7	13	5,044	14.64	15	34,455	2,884	2,160	57.18	42.82
1	2	2016	7	15	5,030	14.60	16	34,455	1,977	3,053	39.30	60.70

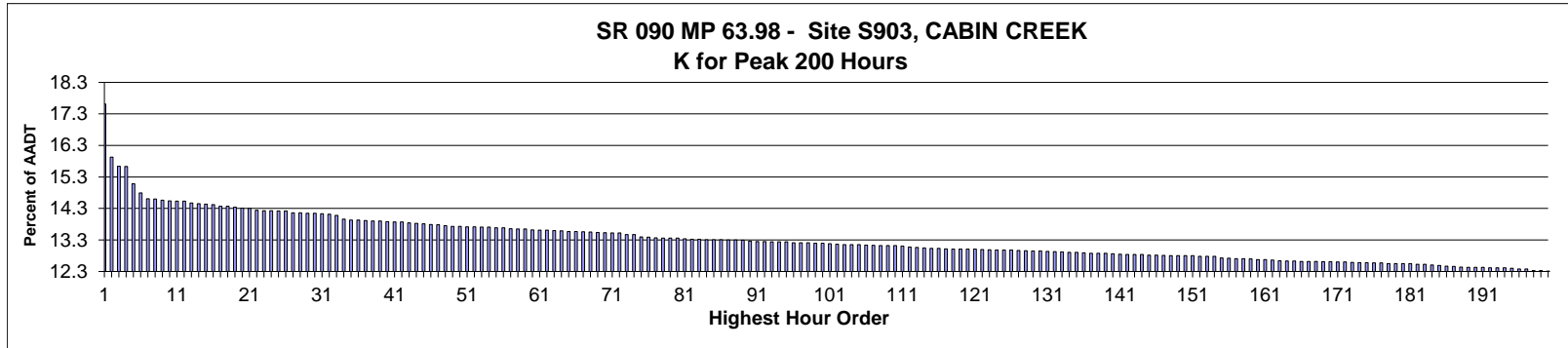
MO	DY	YR	DAY OF WK	HR	HR VOL	PERCENT OF AADT	HOUR NUMBER	AADT	EAST VOLUME	WEST VOLUME	PERCENT EAST IS OF TOTAL VOLUME	PERCENT WEST IS OF TOTAL VOLUME
11	23	2016	4	15	5,001	14.51	17	34,455	2,940	2,061	58.79	41.21
7	24	2016	1	15	4,993	14.49	18	34,455	1,991	3,002	39.88	60.12
8	12	2016	6	15	4,968	14.42	19	34,455	3,053	1,915	61.45	38.55
1	1	2016	6	15	4,962	14.40	20	34,455	2,295	2,667	46.25	53.75
7	17	2016	1	13	4,924	14.29	21	34,455	1,913	3,011	38.85	61.15
9	2	2016	6	15	4,919	14.28	22	34,455	3,337	1,582	67.84	32.16
7	17	2016	1	14	4,887	14.18	23	34,455	1,894	2,993	38.76	61.24
8	14	2016	1	13	4,878	14.16	24	34,455	1,969	2,909	40.36	59.64
4	10	2016	1	17	4,870	14.13	25	34,455	1,834	3,036	37.66	62.34
12	30	2016	6	15	4,863	14.11	26	34,455	2,149	2,714	44.19	55.81
9	5	2016	2	12	4,857	14.10	27	34,455	1,886	2,971	38.83	61.17
1	1	2016	6	14	4,848	14.07	28	34,455	2,822	2,026	58.21	41.79
8	21	2016	1	15	4,842	14.05	29	34,455	1,921	2,921	39.67	60.33
7	24	2016	1	12	4,841	14.05	30	34,455	2,359	2,482	48.73	51.27
8	21	2016	1	14	4,834	14.03	31	34,455	1,985	2,849	41.06	58.94
11	27	2016	1	15	4,808	13.95	32	34,455	2,007	2,801	41.74	58.26
11	23	2016	4	16	4,807	13.95	33	34,455	2,877	1,930	59.85	40.15
7	24	2016	1	17	4,805	13.95	34	34,455	1,735	3,070	36.11	63.89
7	17	2016	1	12	4,800	13.93	35	34,455	2,026	2,774	42.21	57.79
8	14	2016	1	12	4,800	13.93	36	34,455	2,266	2,534	47.21	52.79
8	7	2016	1	13	4,791	13.91	37	34,455	2,121	2,670	44.27	55.73
7	24	2016	1	16	4,772	13.85	38	34,455	1,809	2,963	37.91	62.09
4	10	2016	1	16	4,768	13.84	39	34,455	1,938	2,830	40.65	59.35
1	31	2016	1	16	4,765	13.83	40	34,455	1,220	3,545	25.60	74.40
6	26	2016	1	13	4,764	13.83	41	34,455	2,050	2,714	43.03	56.97
9	2	2016	6	14	4,762	13.82	42	34,455	3,195	1,567	67.09	32.91
8	14	2016	1	14	4,760	13.82	43	34,455	1,947	2,813	40.90	59.10
8	21	2016	1	12	4,759	13.81	44	34,455	2,084	2,675	43.79	56.21
7	31	2016	1	13	4,745	13.77	45	34,455	1,951	2,794	41.12	58.88
5	27	2016	6	14	4,731	13.73	46	34,455	3,236	1,495	68.40	31.60
5	27	2016	6	15	4,721	13.70	47	34,455	3,180	1,541	67.36	32.64
1	1	2016	6	16	4,720	13.70	48	34,455	1,648	3,072	34.92	65.08
5	27	2016	6	16	4,719	13.70	49	34,455	3,184	1,535	67.47	32.53
8	7	2016	1	16	4,718	13.69	50	34,455	1,738	2,980	36.84	63.16
12	30	2016	6	16	4,718	13.69	51	34,455	1,900	2,818	40.27	59.73
4	10	2016	1	15	4,713	13.68	52	34,455	2,001	2,712	42.46	57.54
8	21	2016	1	16	4,711	13.67	53	34,455	1,842	2,869	39.10	60.90
9	3	2016	7	12	4,707	13.66	54	34,455	3,208	1,499	68.15	31.85
7	15	2016	6	15	4,703	13.65	55	34,455	2,741	1,962	58.28	41.72
8	7	2016	1	14	4,699	13.64	56	34,455	1,883	2,816	40.07	59.93
6	12	2016	1	15	4,682	13.59	57	34,455	1,610	3,072	34.39	65.61
8	28	2016	1	15	4,675	13.57	58	34,455	1,635	3,040	34.97	65.03
7	22	2016	6	15	4,670	13.55	59	34,455	2,751	1,919	58.91	41.09
8	28	2016	1	13	4,670	13.55	60	34,455	1,894	2,776	40.56	59.44
10	23	2016	1	16	4,669	13.55	61	34,455	1,812	2,857	38.81	61.19
8	7	2016	1	17	4,668	13.55	62	34,455	1,811	2,857	38.80	61.20
1	2	2016	7	12	4,667	13.55	63	34,455	3,027	1,640	64.86	35.14
6	26	2016	1	12	4,665	13.54	64	34,455	2,084	2,581	44.67	55.33
8	14	2016	1	15	4,653	13.50	65	34,455	1,809	2,844	38.88	61.12
6	19	2016	1	15	4,652	13.50	66	34,455	1,761	2,891	37.85	62.15
8	14	2016	1	17	4,643	13.48	67	34,455	1,664	2,979	35.84	64.16

MO	DY	YR	DAY OF WK	HR	HR VOL	PERCENT OF AADT	HOUR NUMBER	AADT	EAST VOLUME	WEST VOLUME	PERCENT IS OF TOTAL VOLUME	PERCENT WEST IS OF TOTAL VOLUME
1	18	2016	2	15	4,642	13.47	68	34,455	1,353	3,289	29.15	70.85
9	5	2016	2	13	4,640	13.47	69	34,455	1,826	2,814	39.35	60.65
12	30	2016	6	14	4,637	13.46	70	34,455	2,385	2,252	51.43	48.57
8	14	2016	1	16	4,634	13.45	71	34,455	1,629	3,005	35.15	64.85
7	17	2016	1	15	4,631	13.44	72	34,455	1,697	2,934	36.64	63.36
6	26	2016	1	14	4,620	13.41	73	34,455	1,821	2,799	39.42	60.58
8	19	2016	6	14	4,618	13.40	74	34,455	2,485	2,133	53.81	46.19
5	8	2016	1	16	4,612	13.39	75	34,455	1,530	3,082	33.17	66.83
8	21	2016	1	17	4,610	13.38	76	34,455	1,686	2,924	36.57	63.43
7	17	2016	1	17	4,605	13.37	77	34,455	1,625	2,980	35.29	64.71
11	23	2016	4	14	4,587	13.31	78	34,455	2,606	1,981	56.81	43.19
6	26	2016	1	15	4,586	13.31	79	34,455	1,757	2,829	38.31	61.69
6	12	2016	1	17	4,583	13.30	80	34,455	1,512	3,071	32.99	67.01
8	28	2016	1	16	4,582	13.30	81	34,455	1,553	3,029	33.89	66.11
6	19	2016	1	14	4,581	13.30	82	34,455	1,886	2,695	41.17	58.83
6	24	2016	6	14	4,578	13.29	83	34,455	3,079	1,499	67.26	32.74
7	15	2016	6	14	4,572	13.27	84	34,455	2,661	1,911	58.20	41.80
9	5	2016	2	11	4,568	13.26	85	34,455	1,611	2,957	35.27	64.73
1	1	2016	6	13	4,564	13.25	86	34,455	2,973	1,591	65.14	34.86
8	12	2016	6	17	4,554	13.22	87	34,455	2,932	1,622	64.38	35.62
9	2	2016	6	13	4,553	13.21	88	34,455	3,089	1,464	67.85	32.15
12	26	2016	2	11	4,553	13.21	89	34,455	3,349	1,204	73.56	26.44
1	3	2016	1	13	4,547	13.20	90	34,455	2,546	2,001	55.99	44.01
8	7	2016	1	15	4,547	13.20	91	34,455	1,661	2,886	36.53	63.47
9	5	2016	2	14	4,543	13.19	92	34,455	1,680	2,863	36.98	63.02
8	7	2016	1	12	4,539	13.17	93	34,455	2,130	2,409	46.93	53.07
10	2	2016	1	15	4,534	13.16	94	34,455	1,697	2,837	37.43	62.57
5	8	2016	1	17	4,533	13.16	95	34,455	1,474	3,059	32.52	67.48
7	24	2016	1	14	4,532	13.15	96	34,455	2,074	2,458	45.76	54.24
8	5	2016	6	16	4,531	13.15	97	34,455	2,286	2,245	50.45	49.55
4	10	2016	1	18	4,520	13.12	98	34,455	1,796	2,724	39.73	60.27
8	28	2016	1	14	4,520	13.12	99	34,455	1,734	2,786	38.36	61.64
9	5	2016	2	15	4,520	13.12	100	34,455	1,590	2,930	35.18	64.82
9	18	2016	1	15	4,518	13.11	101	34,455	1,664	2,854	36.83	63.17
9	3	2016	7	11	4,517	13.11	102	34,455	3,272	1,245	72.44	27.56
8	7	2016	1	18	4,514	13.10	103	34,455	1,786	2,728	39.57	60.43
7	17	2016	1	16	4,511	13.09	104	34,455	1,790	2,721	39.68	60.32
1	1	2016	6	17	4,503	13.07	105	34,455	1,070	3,433	23.76	76.24
7	2	2016	7	12	4,502	13.07	106	34,455	3,111	1,391	69.10	30.90
7	1	2016	6	14	4,492	13.04	107	34,455	2,831	1,661	63.02	36.98
10	23	2016	1	15	4,492	13.04	108	34,455	1,735	2,757	38.62	61.38
6	19	2016	1	16	4,489	13.03	109	34,455	1,546	2,943	34.44	65.56
1	31	2016	1	17	4,480	13.00	110	34,455	1,034	3,446	23.08	76.92
8	21	2016	1	18	4,480	13.00	111	34,455	1,685	2,795	37.61	62.39
7	1	2016	6	15	4,471	12.98	112	34,455	2,809	1,662	62.83	37.17
7	22	2016	6	16	4,465	12.96	113	34,455	2,674	1,791	59.89	40.11
8	19	2016	6	15	4,465	12.96	114	34,455	2,560	1,905	57.33	42.67
10	2	2016	1	16	4,461	12.95	115	34,455	1,647	2,814	36.92	63.08
12	30	2016	6	13	4,461	12.95	116	34,455	2,746	1,715	61.56	38.44
7	15	2016	6	16	4,457	12.94	117	34,455	2,665	1,792	59.79	40.21
11	26	2016	7	15	4,449	12.91	118	34,455	1,547	2,902	34.77	65.23

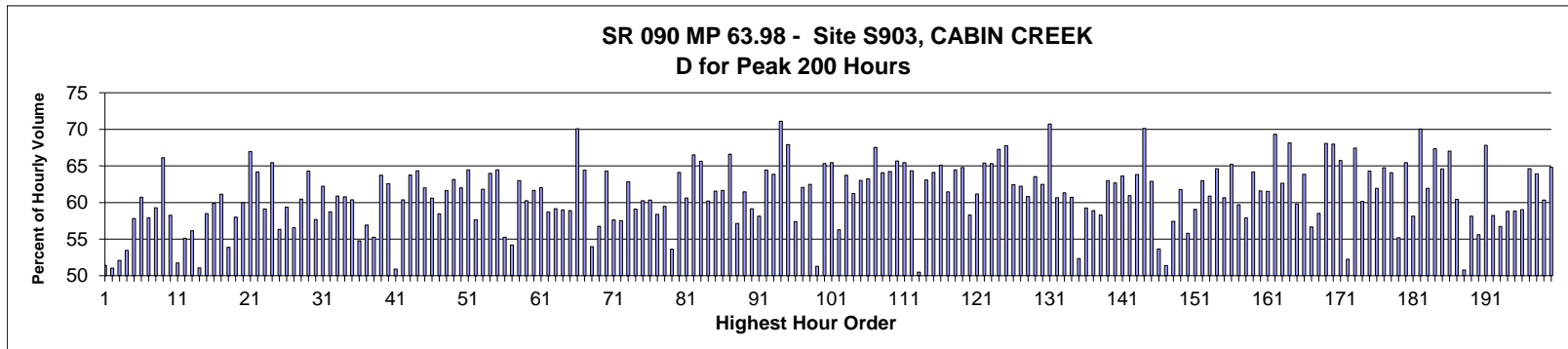


MO	DY	YR	DAY OF WK	HR	HR VOL	PERCENT OF AADT	HOUR NUMBER	AADT	EAST VOLUME	WEST VOLUME	PERCENT IS OF TOTAL VOLUME	PERCENT WEST IS OF TOTAL VOLUME
7	2	2016	7	11	4,448	12.91	119	34,455	3,252	1,196	73.11	26.89
9	18	2016	1	14	4,436	12.87	120	34,455	1,577	2,859	35.55	64.45
6	12	2016	1	16	4,434	12.87	121	34,455	1,582	2,852	35.68	64.32
5	1	2016	1	16	4,422	12.83	122	34,455	1,555	2,867	35.17	64.83
5	1	2016	1	18	4,422	12.83	123	34,455	1,519	2,903	34.35	65.65
7	10	2016	1	13	4,419	12.83	124	34,455	1,858	2,561	42.05	57.95
10	9	2016	1	16	4,417	12.82	125	34,455	1,553	2,864	35.16	64.84
9	18	2016	1	18	4,416	12.82	126	34,455	1,604	2,812	36.32	63.68
6	24	2016	6	17	4,409	12.80	127	34,455	2,621	1,788	59.45	40.55
10	9	2016	1	15	4,409	12.80	128	34,455	1,552	2,857	35.20	64.80
8	28	2016	1	17	4,408	12.79	129	34,455	1,438	2,970	32.62	67.38
9	18	2016	1	12	4,406	12.79	130	34,455	1,808	2,598	41.03	58.97
7	31	2016	1	12	4,404	12.78	131	34,455	1,963	2,441	44.57	55.43
3	20	2016	1	16	4,397	12.76	132	34,455	1,797	2,600	40.87	59.13
7	22	2016	6	14	4,395	12.76	133	34,455	2,626	1,769	59.75	40.25
9	2	2016	6	16	4,393	12.75	134	34,455	2,843	1,550	64.72	35.28
7	17	2016	1	18	4,388	12.74	135	34,455	1,535	2,853	34.98	65.02
9	25	2016	1	18	4,385	12.73	136	34,455	1,817	2,568	41.44	58.56
5	1	2016	1	17	4,382	12.72	137	34,455	1,495	2,887	34.12	65.88
9	5	2016	2	16	4,381	12.72	138	34,455	1,371	3,010	31.29	68.71
7	31	2016	1	16	4,378	12.71	139	34,455	1,566	2,812	35.77	64.23
7	2	2016	7	13	4,373	12.69	140	34,455	2,810	1,563	64.26	35.74
6	12	2016	1	14	4,372	12.69	141	34,455	1,697	2,675	38.82	61.18
8	14	2016	1	18	4,372	12.69	142	34,455	1,434	2,938	32.80	67.20
5	27	2016	6	12	4,366	12.67	143	34,455	3,083	1,283	70.61	29.39
5	27	2016	6	13	4,362	12.66	144	34,455	3,024	1,338	69.33	30.67
7	1	2016	6	16	4,354	12.64	145	34,455	2,726	1,628	62.61	37.39
6	12	2016	1	18	4,353	12.63	146	34,455	1,542	2,811	35.42	64.58
12	26	2016	2	17	4,353	12.63	147	34,455	1,095	3,258	25.16	74.84
11	26	2016	7	14	4,347	12.62	148	34,455	1,820	2,527	41.87	58.13
12	30	2016	6	17	4,340	12.60	149	34,455	1,533	2,807	35.32	64.68
8	28	2016	1	18	4,324	12.55	150	34,455	1,206	3,118	27.89	72.11
5	27	2016	6	17	4,323	12.55	151	34,455	2,881	1,442	66.64	33.36
7	24	2016	1	13	4,317	12.53	152	34,455	2,181	2,136	50.52	49.48
11	13	2016	1	16	4,313	12.52	153	34,455	1,648	2,665	38.21	61.79
8	19	2016	6	16	4,312	12.51	154	34,455	2,568	1,744	59.55	40.45
11	13	2016	1	15	4,308	12.50	155	34,455	1,672	2,636	38.81	61.19
7	29	2016	6	14	4,304	12.49	156	34,455	2,550	1,754	59.25	40.75
5	30	2016	2	11	4,302	12.49	157	34,455	1,392	2,910	32.36	67.64
5	30	2016	2	14	4,301	12.48	158	34,455	1,594	2,707	37.06	62.94
7	24	2016	1	18	4,298	12.47	159	34,455	1,380	2,918	32.11	67.89
7	31	2016	1	18	4,291	12.45	160	34,455	1,369	2,922	31.90	68.10
5	15	2016	1	15	4,287	12.44	161	34,455	1,659	2,628	38.70	61.30
6	24	2016	6	15	4,282	12.43	162	34,455	2,653	1,629	61.96	38.04
7	29	2016	6	16	4,278	12.42	163	34,455	2,613	1,665	61.08	38.92
9	18	2016	1	17	4,275	12.41	164	34,455	1,463	2,812	34.22	65.78
11	27	2016	1	16	4,270	12.39	165	34,455	1,630	2,640	38.17	61.83
9	3	2016	7	13	4,267	12.38	166	34,455	2,780	1,487	65.15	34.85
7	29	2016	6	15	4,266	12.38	167	34,455	2,593	1,673	60.78	39.22
7	22	2016	6	13	4,262	12.37	168	34,455	2,600	1,662	61.00	39.00
10	2	2016	1	17	4,262	12.37	169	34,455	1,499	2,763	35.17	64.83

MO	DY	YR	DAY OF WK	HR	HR VOL	PERCENT OF AADT	HOUR NUMBER	AADT	EAST VOLUME	WEST VOLUME	PERCENT EAST IS OF TOTAL VOLUME	PERCENT WEST IS OF TOTAL VOLUME
10	23	2016	1	17	4,262	12.37	170	34,455	1,668	2,594	39.14	60.86
1	17	2016	1	17	4,254	12.35	171	34,455	1,356	2,898	31.88	68.12
5	28	2016	7	12	4,254	12.35	172	34,455	2,951	1,303	69.37	30.63
6	26	2016	1	16	4,250	12.33	173	34,455	1,524	2,726	35.86	64.14
8	12	2016	6	14	4,250	12.33	174	34,455	2,237	2,013	52.64	47.36
1	31	2016	1	15	4,249	12.33	175	34,455	1,383	2,866	32.55	67.45
5	15	2016	1	16	4,249	12.33	176	34,455	1,581	2,668	37.21	62.79
3	20	2016	1	17	4,245	12.32	177	34,455	1,517	2,728	35.74	64.26
8	21	2016	1	19	4,244	12.32	178	34,455	1,458	2,786	34.35	65.65
4	24	2016	1	16	4,240	12.31	179	34,455	1,456	2,784	34.34	65.66
4	3	2016	1	16	4,230	12.28	180	34,455	1,529	2,701	36.15	63.85
11	23	2016	4	13	4,228	12.27	181	34,455	2,400	1,828	56.76	43.24
5	28	2016	7	11	4,227	12.27	182	34,455	3,154	1,073	74.62	25.38
2	21	2016	1	16	4,226	12.27	183	34,455	1,458	2,768	34.50	65.50
4	10	2016	1	14	4,224	12.26	184	34,455	1,979	2,245	46.85	53.15
4	17	2016	1	17	4,223	12.26	185	34,455	1,401	2,822	33.18	66.82
7	15	2016	6	13	4,222	12.25	186	34,455	2,458	1,764	58.22	41.78
7	15	2016	6	17	4,219	12.24	187	34,455	2,518	1,701	59.68	40.32
7	23	2016	7	12	4,219	12.24	188	34,455	2,494	1,725	59.11	40.89
5	22	2016	1	15	4,213	12.23	189	34,455	1,529	2,684	36.29	63.71
6	26	2016	1	17	4,210	12.22	190	34,455	1,355	2,855	32.19	67.81
6	19	2016	1	13	4,208	12.21	191	34,455	2,023	2,185	48.08	51.92
11	27	2016	1	11	4,198	12.18	192	34,455	2,342	1,856	55.79	44.21
8	13	2016	7	12	4,197	12.18	193	34,455	2,566	1,631	61.14	38.86
5	8	2016	1	15	4,196	12.18	194	34,455	1,459	2,737	34.77	65.23
11	23	2016	4	17	4,194	12.17	195	34,455	2,517	1,677	60.01	39.99
6	5	2016	1	15	4,191	12.16	196	34,455	1,382	2,809	32.98	67.02
6	10	2016	6	17	4,190	12.16	197	34,455	2,318	1,872	55.32	44.68
8	5	2016	6	15	4,185	12.15	198	34,455	2,238	1,947	53.48	46.52
1	24	2016	1	16	4,182	12.14	199	34,455	1,008	3,174	24.10	75.90
1	18	2016	2	16	4,177	12.12	200	34,455	1,268	2,909	30.36	69.64



**AADT= 31,613      K 30 FACTOR= 14.15      K 100 FACTOR= 13.20      K 200 FACTOR= 12.31      D 30 FACTOR= 57.69**



MO	DY	YR	DAY OF WK	HR	HR VOL	PERCENT OF AADT	HOUR NUMBER	AADT	EAST VOLUME	WEST VOLUME	PERCENT EAST IS OF TOTAL VOLUME	PERCENT WEST IS OF TOTAL VOLUME
7	10	2016	1	18	5,566	17.61	1	31,613	2,862	2,704	51.42	48.58
11	27	2016	1	12	5,036	15.93	2	31,613	2,466	2,570	48.97	51.03
11	27	2016	1	13	4,943	15.64	3	31,613	2,368	2,575	47.91	52.09
11	27	2016	1	14	4,942	15.63	4	31,613	2,300	2,642	46.54	53.46
8	21	2016	1	13	4,766	15.08	5	31,613	2,011	2,755	42.19	57.81
7	17	2016	1	13	4,674	14.79	6	31,613	1,836	2,838	39.28	60.72
8	14	2016	1	13	4,618	14.61	7	31,613	1,944	2,674	42.10	57.90
7	15	2016	6	15	4,616	14.60	8	31,613	2,737	1,879	59.29	40.71
8	12	2016	6	16	4,603	14.56	9	31,613	3,043	1,560	66.11	33.89
4	10	2016	1	16	4,596	14.54	10	31,613	1,919	2,677	41.75	58.25
12	26	2016	2	14	4,594	14.53	11	31,613	2,217	2,377	48.26	51.74
8	7	2016	1	13	4,593	14.53	12	31,613	2,061	2,532	44.87	55.13
11	27	2016	1	15	4,573	14.47	13	31,613	2,005	2,568	43.84	56.16
12	26	2016	2	13	4,567	14.45	14	31,613	2,332	2,235	51.06	48.94
8	7	2016	1	14	4,566	14.44	15	31,613	1,896	2,670	41.52	58.48
7	22	2016	6	15	4,559	14.42	16	31,613	2,730	1,829	59.88	40.12

MO	DY	YR	DAY OF WK	HR	HR VOL	PERCENT OF AADT	HOUR NUMBER	AADT	EAST VOLUME	WEST VOLUME	PERCENT EAST IS OF TOTAL VOLUME	PERCENT WEST IS OF TOTAL VOLUME
7	17	2016	1	12	4,544	14.37	17	31,613	1,766	2,778	38.86	61.14
7	24	2016	1	12	4,542	14.37	18	31,613	2,095	2,447	46.13	53.87
7	24	2016	1	15	4,532	14.34	19	31,613	1,904	2,628	42.01	57.99
8	21	2016	1	15	4,523	14.31	20	31,613	1,809	2,714	40.00	60.00
5	8	2016	1	16	4,520	14.30	21	31,613	1,494	3,026	33.05	66.95
9	5	2016	2	12	4,502	14.24	22	31,613	1,612	2,890	35.81	64.19
4	10	2016	1	17	4,498	14.23	23	31,613	1,839	2,659	40.88	59.12
6	24	2016	6	16	4,497	14.23	24	31,613	2,943	1,554	65.44	34.56
4	10	2016	1	15	4,495	14.22	25	31,613	1,962	2,533	43.65	56.35
8	21	2016	1	12	4,494	14.22	26	31,613	1,825	2,669	40.61	59.39
8	14	2016	1	12	4,476	14.16	27	31,613	1,944	2,532	43.43	56.57
7	17	2016	1	14	4,475	14.16	28	31,613	1,769	2,706	39.53	60.47
7	2	2016	7	13	4,472	14.15	29	31,613	2,876	1,596	64.31	35.69
8	21	2016	1	14	4,472	14.15	30	31,613	1,892	2,580	42.31	57.69
8	7	2016	1	15	4,468	14.13	31	31,613	1,688	2,780	37.78	62.22
8	21	2016	1	16	4,463	14.12	32	31,613	1,841	2,622	41.25	58.75
11	23	2016	4	16	4,452	14.08	33	31,613	2,710	1,742	60.87	39.13
7	15	2016	6	16	4,413	13.96	34	31,613	2,683	1,730	60.80	39.20
7	10	2016	1	19	4,403	13.93	35	31,613	1,745	2,658	39.63	60.37
11	23	2016	4	15	4,403	13.93	36	31,613	2,412	1,991	54.78	45.22
8	19	2016	6	14	4,402	13.92	37	31,613	2,506	1,896	56.93	43.07
11	23	2016	4	14	4,394	13.90	38	31,613	2,428	1,966	55.26	44.74
11	23	2016	4	17	4,393	13.90	39	31,613	2,800	1,593	63.74	36.26
7	17	2016	1	17	4,389	13.88	40	31,613	1,642	2,747	37.41	62.59
8	5	2016	6	15	4,386	13.87	41	31,613	2,233	2,153	50.91	49.09
8	14	2016	1	15	4,384	13.87	42	31,613	1,738	2,646	39.64	60.36
7	1	2016	6	15	4,374	13.84	43	31,613	2,789	1,585	63.76	36.24
6	12	2016	1	15	4,371	13.83	44	31,613	1,559	2,812	35.67	64.33
6	19	2016	1	15	4,367	13.81	45	31,613	1,660	2,707	38.01	61.99
8	21	2016	1	17	4,359	13.79	46	31,613	1,718	2,641	39.41	60.59
8	7	2016	1	18	4,355	13.78	47	31,613	1,810	2,545	41.56	58.44
7	22	2016	6	16	4,347	13.75	48	31,613	2,680	1,667	61.65	38.35
7	1	2016	6	14	4,342	13.73	49	31,613	2,742	1,600	63.15	36.85
8	28	2016	1	14	4,339	13.73	50	31,613	1,649	2,690	38.00	62.00
5	27	2016	6	15	4,337	13.72	51	31,613	2,796	1,541	64.47	35.53
8	12	2016	6	15	4,336	13.72	52	31,613	2,500	1,836	57.66	42.34
8	7	2016	1	16	4,335	13.71	53	31,613	1,655	2,680	38.18	61.82
8	28	2016	1	16	4,335	13.71	54	31,613	1,562	2,773	36.03	63.97
10	2	2016	1	15	4,327	13.69	55	31,613	1,538	2,789	35.54	64.46
12	26	2016	2	15	4,327	13.69	56	31,613	1,936	2,391	44.74	55.26
8	7	2016	1	12	4,318	13.66	57	31,613	1,978	2,340	45.81	54.19
9	5	2016	2	14	4,316	13.65	58	31,613	1,597	2,719	37.00	63.00
8	7	2016	1	17	4,314	13.65	59	31,613	1,715	2,599	39.75	60.25
10	23	2016	1	15	4,307	13.62	60	31,613	1,652	2,655	38.36	61.64
8	14	2016	1	17	4,302	13.61	61	31,613	1,633	2,669	37.96	62.04
7	22	2016	6	14	4,301	13.61	62	31,613	2,525	1,776	58.71	41.29
7	24	2016	1	16	4,299	13.60	63	31,613	1,756	2,543	40.85	59.15
10	23	2016	1	16	4,297	13.59	64	31,613	1,762	2,535	41.01	58.99
8	14	2016	1	14	4,291	13.57	65	31,613	1,763	2,528	41.09	58.91
6	24	2016	6	18	4,290	13.57	66	31,613	3,007	1,283	70.09	29.91
6	12	2016	1	16	4,286	13.56	67	31,613	1,524	2,762	35.56	64.44

MO	DY	YR	DAY OF WK	HR	HR VOL	PERCENT OF AADT	HOUR NUMBER	AADT	EAST VOLUME	WEST VOLUME	PERCENT IS OF TOTAL VOLUME	PERCENT WEST IS OF TOTAL VOLUME
6	26	2016	1	12	4,284	13.55	68	31,613	1,971	2,313	46.01	53.99
7	15	2016	6	14	4,279	13.54	69	31,613	2,429	1,850	56.77	43.23
10	9	2016	1	16	4,276	13.53	70	31,613	1,527	2,749	35.71	64.29
8	19	2016	6	15	4,275	13.52	71	31,613	2,463	1,812	57.61	42.39
6	26	2016	1	13	4,274	13.52	72	31,613	1,815	2,459	42.47	57.53
8	14	2016	1	16	4,258	13.47	73	31,613	1,583	2,675	37.18	62.82
6	19	2016	1	14	4,257	13.47	74	31,613	1,742	2,515	40.92	59.08
8	28	2016	1	13	4,237	13.40	75	31,613	1,685	2,552	39.77	60.23
9	5	2016	2	13	4,232	13.39	76	31,613	1,678	2,554	39.65	60.35
4	10	2016	1	18	4,228	13.37	77	31,613	1,759	2,469	41.60	58.40
7	24	2016	1	17	4,225	13.36	78	31,613	1,712	2,513	40.52	59.48
6	10	2016	6	17	4,223	13.36	79	31,613	2,264	1,959	53.61	46.39
6	12	2016	1	17	4,223	13.36	80	31,613	1,516	2,707	35.90	64.10
11	13	2016	1	15	4,217	13.34	81	31,613	1,660	2,557	39.36	60.64
5	8	2016	1	15	4,212	13.32	82	31,613	1,411	2,801	33.50	66.50
9	3	2016	7	14	4,211	13.32	83	31,613	2,765	1,446	65.66	34.34
7	17	2016	1	15	4,209	13.31	84	31,613	1,675	2,534	39.80	60.20
11	13	2016	1	16	4,208	13.31	85	31,613	1,618	2,590	38.45	61.55
5	15	2016	1	15	4,207	13.31	86	31,613	1,613	2,594	38.34	61.66
5	8	2016	1	17	4,206	13.30	87	31,613	1,404	2,802	33.38	66.62
12	26	2016	2	12	4,204	13.30	88	31,613	2,402	1,802	57.14	42.86
9	18	2016	1	12	4,202	13.29	89	31,613	1,620	2,582	38.55	61.45
7	15	2016	6	13	4,193	13.26	90	31,613	2,480	1,713	59.15	40.85
7	31	2016	1	12	4,190	13.25	91	31,613	1,754	2,436	41.86	58.14
5	27	2016	6	14	4,188	13.25	92	31,613	2,698	1,490	64.42	35.58
9	2	2016	6	15	4,187	13.24	93	31,613	2,673	1,514	63.84	36.16
7	2	2016	7	11	4,184	13.24	94	31,613	2,975	1,209	71.10	28.90
9	3	2016	7	11	4,184	13.24	95	31,613	2,841	1,343	67.90	32.10
6	26	2016	1	14	4,177	13.21	96	31,613	1,780	2,397	42.61	57.39
8	28	2016	1	15	4,176	13.21	97	31,613	1,584	2,592	37.93	62.07
9	18	2016	1	18	4,175	13.21	98	31,613	1,567	2,608	37.53	62.47
7	24	2016	1	13	4,172	13.20	99	31,613	2,032	2,140	48.71	51.29
10	9	2016	1	15	4,172	13.20	100	31,613	1,446	2,726	34.66	65.34
9	3	2016	7	13	4,167	13.18	101	31,613	2,727	1,440	65.44	34.56
11	23	2016	4	13	4,165	13.17	102	31,613	2,344	1,821	56.28	43.72
5	1	2016	1	16	4,158	13.15	103	31,613	1,508	2,650	36.27	63.73
7	29	2016	6	15	4,157	13.15	104	31,613	2,545	1,612	61.22	38.78
7	1	2016	6	13	4,156	13.15	105	31,613	2,619	1,537	63.02	36.98
7	17	2016	1	18	4,153	13.14	106	31,613	1,526	2,627	36.74	63.26
9	5	2016	2	11	4,151	13.13	107	31,613	1,348	2,803	32.47	67.53
5	22	2016	1	15	4,149	13.12	108	31,613	1,490	2,659	35.91	64.09
7	1	2016	6	16	4,149	13.12	109	31,613	2,665	1,484	64.23	35.77
9	3	2016	7	12	4,148	13.12	110	31,613	2,724	1,424	65.67	34.33
11	26	2016	7	15	4,146	13.11	111	31,613	1,433	2,713	34.56	65.44
8	14	2016	1	18	4,134	13.08	112	31,613	1,475	2,659	35.68	64.32
11	27	2016	1	11	4,129	13.06	113	31,613	2,085	2,044	50.50	49.50
8	12	2016	6	17	4,125	13.05	114	31,613	2,603	1,522	63.10	36.90
7	29	2016	6	16	4,120	13.03	115	31,613	2,641	1,479	64.10	35.90
8	28	2016	1	17	4,118	13.03	116	31,613	1,437	2,681	34.90	65.10
5	15	2016	1	16	4,116	13.02	117	31,613	1,586	2,530	38.53	61.47
9	2	2016	6	16	4,114	13.01	118	31,613	2,652	1,462	64.46	35.54

MO	DY	YR	DAY OF WK	HR	HR VOL	PERCENT OF AADT	HOUR NUMBER	AADT	EAST VOLUME	WEST VOLUME	PERCENT EAST IS OF TOTAL VOLUME	PERCENT WEST IS OF TOTAL VOLUME
9	5	2016	2	16	4,113	13.01	119	31,613	1,449	2,664	35.23	64.77
7	17	2016	1	16	4,112	13.01	120	31,613	1,715	2,397	41.71	58.29
8	21	2016	1	18	4,112	13.01	121	31,613	1,597	2,515	38.84	61.16
4	24	2016	1	16	4,110	13.00	122	31,613	1,423	2,687	34.62	65.38
6	24	2016	6	13	4,107	12.99	123	31,613	2,683	1,424	65.33	34.67
5	8	2016	1	18	4,103	12.98	124	31,613	1,343	2,760	32.73	67.27
5	28	2016	7	14	4,103	12.98	125	31,613	2,780	1,323	67.76	32.24
6	12	2016	1	14	4,103	12.98	126	31,613	1,541	2,562	37.56	62.44
7	31	2016	1	16	4,101	12.97	127	31,613	1,549	2,552	37.77	62.23
8	19	2016	6	16	4,098	12.96	128	31,613	2,493	1,605	60.83	39.17
5	1	2016	1	17	4,095	12.95	129	31,613	1,494	2,601	36.48	63.52
9	18	2016	1	15	4,094	12.95	130	31,613	1,536	2,558	37.52	62.48
5	30	2016	2	11	4,090	12.94	131	31,613	1,197	2,893	29.27	70.73
7	22	2016	6	13	4,089	12.93	132	31,613	2,481	1,608	60.67	39.33
8	21	2016	1	19	4,083	12.92	133	31,613	1,579	2,504	38.67	61.33
10	2	2016	1	16	4,082	12.91	134	31,613	1,604	2,478	39.29	60.71
8	5	2016	6	16	4,081	12.91	135	31,613	2,136	1,945	52.34	47.66
6	26	2016	1	15	4,075	12.89	136	31,613	1,660	2,415	40.74	59.26
7	29	2016	6	14	4,072	12.88	137	31,613	2,398	1,674	58.89	41.11
8	19	2016	6	13	4,072	12.88	138	31,613	2,373	1,699	58.28	41.72
9	5	2016	2	15	4,071	12.88	139	31,613	1,507	2,564	37.02	62.98
6	10	2016	6	15	4,067	12.86	140	31,613	2,549	1,518	62.68	37.32
7	22	2016	6	17	4,062	12.85	141	31,613	2,585	1,477	63.64	36.36
4	10	2016	1	19	4,060	12.84	142	31,613	1,585	2,475	39.04	60.96
5	1	2016	1	18	4,059	12.84	143	31,613	1,469	2,590	36.19	63.81
6	24	2016	6	19	4,058	12.84	144	31,613	2,845	1,213	70.11	29.89
6	17	2016	6	15	4,054	12.82	145	31,613	2,550	1,504	62.90	37.10
4	10	2016	1	14	4,052	12.82	146	31,613	1,878	2,174	46.35	53.65
8	12	2016	6	14	4,051	12.81	147	31,613	2,081	1,970	51.37	48.63
7	31	2016	1	13	4,048	12.80	148	31,613	1,723	2,325	42.56	57.44
7	15	2016	6	17	4,046	12.80	149	31,613	2,500	1,546	61.79	38.21
9	25	2016	1	18	4,046	12.80	150	31,613	1,788	2,258	44.19	55.81
11	27	2016	1	16	4,046	12.80	151	31,613	1,657	2,389	40.95	59.05
9	18	2016	1	14	4,041	12.78	152	31,613	1,496	2,545	37.02	62.98
9	2	2016	6	14	4,040	12.78	153	31,613	2,459	1,581	60.87	39.13
7	31	2016	1	18	4,039	12.78	154	31,613	1,429	2,610	35.38	64.62
6	10	2016	6	16	4,025	12.73	155	31,613	2,442	1,583	60.67	39.33
7	2	2016	7	12	4,020	12.72	156	31,613	2,622	1,398	65.22	34.78
10	23	2016	1	17	4,019	12.71	157	31,613	1,620	2,399	40.31	59.69
7	10	2016	1	13	4,018	12.71	158	31,613	1,691	2,327	42.09	57.91
5	22	2016	1	17	4,016	12.70	159	31,613	1,438	2,578	35.81	64.19
5	15	2016	1	17	4,008	12.68	160	31,613	1,540	2,468	38.42	61.58
8	13	2016	7	12	4,007	12.68	161	31,613	2,465	1,542	61.52	38.48
5	28	2016	7	15	4,001	12.66	162	31,613	2,774	1,227	69.33	30.67
6	12	2016	1	18	3,995	12.64	163	31,613	1,493	2,502	37.37	62.63
6	5	2016	1	15	3,993	12.63	164	31,613	1,272	2,721	31.86	68.14
7	2	2016	7	14	3,992	12.63	165	31,613	2,387	1,605	59.79	40.21
9	18	2016	1	17	3,991	12.62	166	31,613	1,443	2,548	36.16	63.84
6	26	2016	1	11	3,990	12.62	167	31,613	1,729	2,261	43.33	56.67
7	15	2016	6	12	3,990	12.62	168	31,613	2,334	1,656	58.50	41.50
5	8	2016	1	19	3,987	12.61	169	31,613	1,273	2,714	31.93	68.07

MO	DY	YR	DAY OF WK	HR	HR VOL	PERCENT OF AADT	HOUR NUMBER	AADT	EAST VOLUME	WEST VOLUME	PERCENT EAST IS OF TOTAL VOLUME	PERCENT WEST IS OF TOTAL VOLUME
8	12	2016	6	19	3,985	12.61	170	31,613	2,709	1,276	67.98	32.02
5	27	2016	6	16	3,984	12.60	171	31,613	2,619	1,365	65.74	34.26
6	24	2016	6	17	3,984	12.60	172	31,613	2,082	1,902	52.26	47.74
7	17	2016	1	19	3,980	12.59	173	31,613	1,296	2,684	32.56	67.44
6	12	2016	1	13	3,977	12.58	174	31,613	1,585	2,392	39.85	60.15
7	24	2016	1	18	3,977	12.58	175	31,613	1,420	2,557	35.71	64.29
6	19	2016	1	16	3,974	12.57	176	31,613	1,512	2,462	38.05	61.95
9	2	2016	6	18	3,973	12.57	177	31,613	2,573	1,400	64.76	35.24
5	22	2016	1	16	3,969	12.55	178	31,613	1,426	2,543	35.93	64.07
6	19	2016	1	13	3,966	12.55	179	31,613	1,777	2,189	44.81	55.19
7	1	2016	6	12	3,966	12.55	180	31,613	2,596	1,370	65.46	34.54
8	26	2016	6	14	3,966	12.55	181	31,613	2,306	1,660	58.14	41.86
5	28	2016	7	11	3,962	12.53	182	31,613	2,776	1,186	70.07	29.93
6	17	2016	6	16	3,961	12.53	183	31,613	2,454	1,507	61.95	38.05
8	28	2016	1	18	3,955	12.51	184	31,613	1,292	2,663	32.67	67.33
9	2	2016	6	17	3,949	12.49	185	31,613	2,551	1,398	64.60	35.40
8	14	2016	1	19	3,943	12.47	186	31,613	1,300	2,643	32.97	67.03
9	16	2016	6	17	3,938	12.46	187	31,613	2,380	1,558	60.44	39.56
7	24	2016	1	14	3,933	12.44	188	31,613	1,936	1,997	49.22	50.78
7	31	2016	1	15	3,930	12.43	189	31,613	1,646	2,284	41.88	58.12
3	20	2016	1	16	3,929	12.43	190	31,613	1,744	2,185	44.39	55.61
7	31	2016	1	19	3,928	12.43	191	31,613	1,264	2,664	32.18	67.82
7	23	2016	7	12	3,927	12.42	192	31,613	2,287	1,640	58.24	41.76
8	28	2016	1	12	3,927	12.42	193	31,613	1,699	2,228	43.26	56.74
11	13	2016	1	14	3,925	12.42	194	31,613	1,617	2,308	41.20	58.80
7	29	2016	6	13	3,920	12.40	195	31,613	2,307	1,613	58.85	41.15
5	15	2016	1	18	3,915	12.38	196	31,613	1,604	2,311	40.97	59.03
7	31	2016	1	17	3,914	12.38	197	31,613	1,385	2,529	35.39	64.61
6	26	2016	1	17	3,898	12.33	198	31,613	1,406	2,492	36.07	63.93
11	26	2016	7	14	3,897	12.33	199	31,613	1,546	2,351	39.67	60.33
4	17	2016	1	17	3,893	12.31	200	31,613	1,369	2,524	35.17	64.83

