

Peak Hour Report

YEAR 2013



**Washington State
Department of Transportation**

In cooperation with the
United States Department of Transportation
Federal Highway Administration

PEAK HOUR REPORT 2013

January 1 to December 31

Transportation Data & GIS Office

Travel Data & Analysis Branch

Automated Data Collection

Contact: MS:47380 Phone: (360) 570-2392



TABLE OF CONTENTS

Introduction.....	SECTION I
Executive Summary.....	SECTION II
Site Numbers and Locations.....	SECTION III
ADC Site Map.....	SECTION IV
Design Hour Factor.....	SECTION V
Factor Support Sheet.....	SECTION VI
Peak Hour Data Summary.....	SECTION VII
Site Data.....	SECTION VIII
Glossary.....	SECTION IX

INTRODUCTION

The Peak Hour Report is a list of design hour factors (K and D) calculated from and including the highest 200 hours of hourly traffic volume collected from Automated Data Collection (ADC) sites being monitored during the previous complete year.

This years report is comparable to years past. It shows the Annual Average Daily Traffic (AADT) volumes in normal growth trends. It also shows where volumes of traffic are causing congestion within rural and urban areas around the state.

Typically each site is represented by two graphs within the site data section of this report. The first of the two graphs--K FOR PEAK 200 HOURS of 2013--represents the top highest two hundred hours in descending order. (As volumes increase, the "K" value decreases).

The second of the two graphs--D % IN THE PEAK 200 HOURS of 2013--represents the highest directional volume.

If there is not a graph showing the "D-factor" percentage, no data was available for the opposing direction of travel at that particular site.

K Factors = A peak hour traffic volume divided by the Annual Average Daily Traffic (AADT) for each ADC location, without regard to direction, i.e.

K Factor = Highest Peak Hour-- traffic volume hour divided by the AADT.

K30 Factor = 30th Peak Hour-- traffic volume hour divided by the AADT.

D Factor = Highest directional volume percentage for the 30th peak hour.

D Factors for all other peak hours are available by request.

COMMON USES:

Peak Hour report may be used when determining traffic patterns

Peak Hour Report is used for determining projected and estimated traffic volumes

Peak Hour Report is used for project design purposes by planning and engineering offices (state, county, city and private).

EXECUTIVE SUMMARY

The Washington State Department of Transportation is responsible for over seven thousand miles of state highways. This responsibility creates large expenditures for designing, planning, constructing and maintaining. It requires reliable data collection and reporting of vehicle volumes, classification types, speeds, travel trends and highest volume-hours throughout the state.

The *Peak Hour Report* is a compilation of multi-directional data containing the top volume-hours for the year at the Automated Data Collection sites around the State of Washington. The report summarizes the top two hundred **volume-hours** for the year by site and by direction on any given state highway.

The *Peak Hour Report* is used as a tool for estimating future **design hour volume** of traffic. This information is used by traffic, design, planning and other engineers to design highway features.

Typically the “K-30” & “K-100” (30th and 100th peak hour factors) are used by engineering for highway design, however the “D100” and “K200” are included within this report, which in past years were only given if the site was determined to be a recreational thoroughfare. Also, this report includes the “D” factor, which represents the proportion of peak hour traffic traveling in the peak direction. (Please see Glossary for explanation of the different types of “K-factors.”)

For questions or comments regarding the *Peak Hour Report*, please contact the Automated Data Collection Section by email at tdgoadc@wsdot.wa.gov or call 360-570-2392.

Site Index									
PEAK HOUR REPORT 2013									
(Sorted by Site ID)									
Site ID	Site Name	State Route	Mile Post	Location Description East - E/Of North - N/Of South - S/Of West - W/Of	Interchange - I/C	Region Office	Rural Urban	Rec-reation	Data Status
B02	Brady	12	12.30	W/O Monte Brady Loop Rd Wye Conn		OR	R		
B03	Pasco	395	27.20	S/O Vineyard Drive		SC	R		
B04	Cle Elum	90	82.70	W/O W First St I/C		SC	R	Yes	
D1	Bellevue	405	9.26	At 112th Ave SE Uxing		NW	U		
D10	Toll Plaza	520	4.00	W/O 76th Ave NE Uxing		NW	U		
D12	Covington	18	12.55	At 180th Ave SE Uxing		NW	U		
D13	SeaTac	518	0.35	E/O SR 509 I/C		NW	U		
D14	Burien	509	26.37	N/O SR 518 I/C		NW	U		
D3	Parkland	512	1.53	W/O SR 7 I/C		OR	U		
P01	Cashmere	2	113.10	W/O Red Apple Rd		NC	R		
P02	Coulee City	2	179.10	E/O J St SE		NC	R	Yes	
P03	Wapato	97	66.30	S/O Progressive Rd Wye Conn		SC	R		
P04	Ferndale	5	261.33	N/O Slater Rd I/C		NW	R		
P05	Dayton	12	376.98	W/O Tucannon River Bridge		SC	R		
P06	Camas	14	11.90	E/O Alpine Rd		SW	U		
P07	Washougal	14	17.70	E/O 32nd St		SW	U		
P08	Buena	02	48.50	W/O SR 22 I/C		SC	R		
P09	Plymouth	02	121.20	W/O Coffin Rd I/C		SC	R		
P1	Everett	5	184.48	N/O 164th St SW		NW	U		
P10	Ritzville	90	218.83	W/O US 395 I/C		ER	R	Yes	
P11	Pateros	97	250.35	N/O Starr Rd		NC	R		
P13	Uniontown	195	6.01	S/O Bauer Rd/NO 9440		ER	R		
P14	Pullman	195	22.20	S/O SR 270		ER	R		
P15	Spangle	195	87.70	N/O Washington Rd		ER	R		
P17	Prosser	221	13.10	S/O Sellards Rd		SC	R		
P18	Lilliwaup	101	324.80	S/O Eagle Creek Bridge		OR	R	Yes	
P19	Woodinville	522	13.30	W/O SR 9 I/C		NW	U		
P20	Auburn	18	5.26	E/O SR 164 I/C		NW	U		
P21	Arlington	9	28.75	N/O Highland Dr		NW	U		
P22	Oroville	97	335.30	S/O Old Highway/Shirley Rd		NC	R		
P23	Okanogan	97	286.16	S/O SR 20		NC	R		No Data
P24	Stateline	90	298.79	W/O Spokane Bridge Rd I/C		ER	U		
P26	Orient	395	260.00	S/O Louise Ave		ER	R		
P27	Bossburg	25	97.00	N/O Bossburg Rd		ER	R		No Data
P28	Chattaroy	2	301.40	S/O Norwood Rd		ER	R		
P29	Yakima	82	34.02	N/O SR 24 I/C		SC	U		No Data
P3	Seattle/185th	5	176.72	At NE 185th St Uxing		NW	U		
P30	Mica	27	77.30	S/O Gibbs		ER	R		
P33	Newman Lake	290	17.66	W/O Idaho Rd		ER	R		
P4	Olympia	5	106.70	S/O Pacific Ave I/C		OR	U		
P5	Vancouver	5	1.98	S/O SR 500/NE 39th St I/C		SW	U		
P6	Kent	167	23.70	N/O S 212th St		NW	U		
P7C	Ritzville	395	93.01	S/O I-90 I/C		ER	R		
P8	Kelso	5	44.30	N/O Kelso Weigh Station		SW	R		
R001	Marysville	5	207.76	S/O SR 530 I/C		NW	R		
R003E	Olympia/Mud Bay E	101	361.81	E/O SR 8		OR	U		
R003N	Olympia/Mud Bay N	101	361.37	N/O SR 8		OR	U		No Data
R003W	Olympia/Mud Bay W	8	20.67	At US 101 Bridge		OR	U		No Data

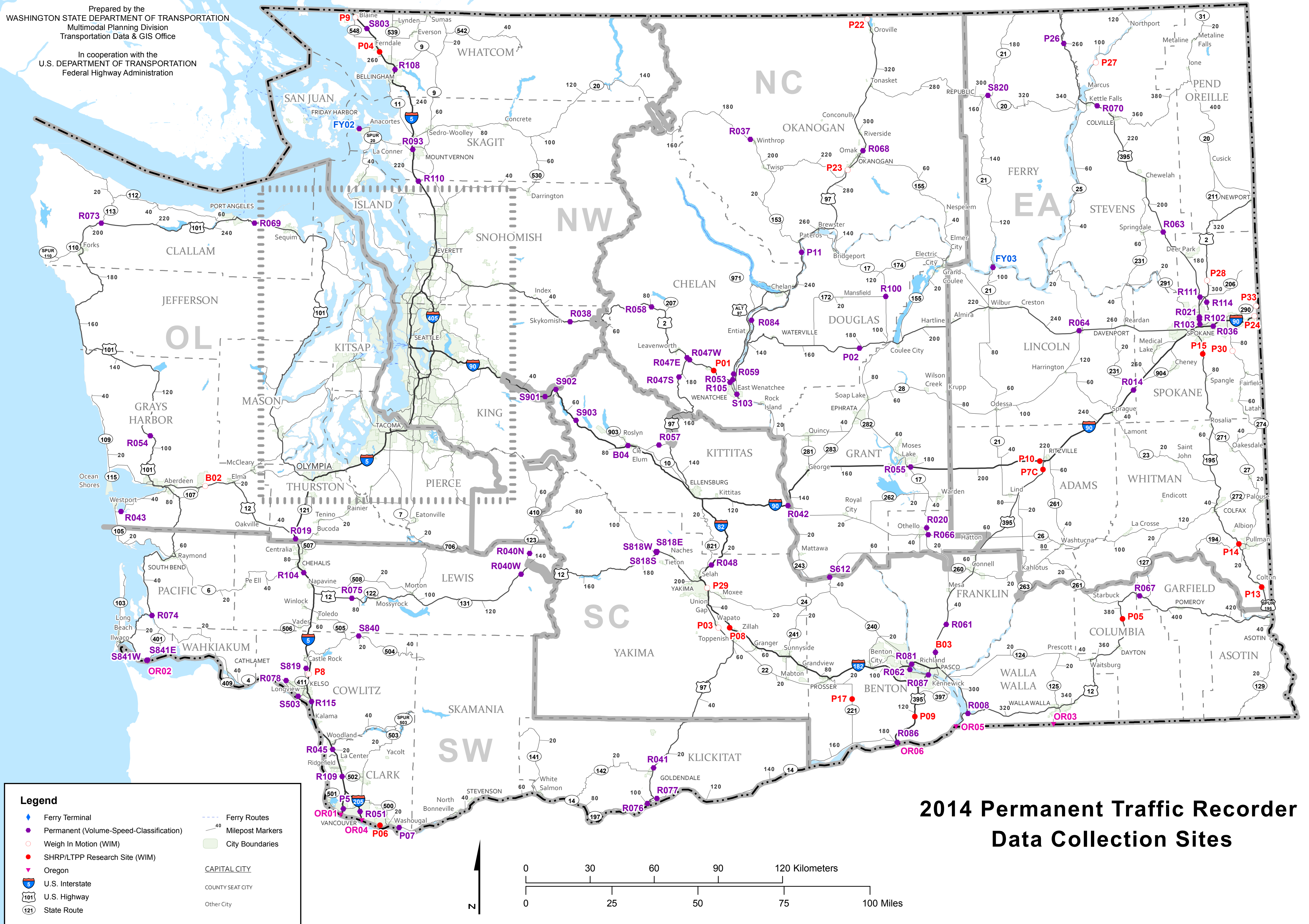
Site Index		PEAK HOUR REPORT 2013							
(Sorted by Site ID)									
Site ID	Site Name	State Route	Mile Post	Location Description East - E/Of North - N/Of South - S/Of West - W/Of	Interchange - I/C	Region Office	Rural Urban	Rec-reaction	Data Status
R008	Wallula	12	307.90	E/O US 730 Spur		SC	R		
R014	Fishtrap	90	254.23	E/O Fishtrap Rd I/C		ER	R		
R017	Mt Baker Tunnel	90	4.22	At East End of Mount Baker Tunnel		NW	U		
R019	Grand Mound	5	85.57	S/O US 12 I/C		OR	R		
R020	Othello	17	30.37	S/O Lee Rd		NC	R		
R021	Spokane/Division St	2	289.79	E/O Walton Ave		ER	U		
R023	Discovery Bay	101	281.15	S/O Orcas and Holland Drives		OR	R		
R034	Tacoma/48th	5	131.18	N/O S 56th St I/C		OR	U		
R036	Spokane/Sprague	90	285.23	W/O Sprague Ave I/C		ER	U		
R037	Winthrop	20	191.90	W/O Rader Rd		NC	R	Yes	
R038	Skykomish	2	50.12	E/O NE Old Cascade Highway		NW	R	Yes	
R039	North Bend	90	33.56	W/O 468th Ave SE I/C		SC	R	Yes	
R040N	Ohanapecosh	123	3.88	N/O Ent/Exit Ohanapecosh Campground		SW	R	Yes	
R040W	Packwood	12	135.10	W/O Coal Creek Bridge		SW	R	Yes	
R041	Goldendale	97	13.41	N/O State Frontage Rd		SW	R		
R042	Vantage	90	136.59	E/O Huntzinger Rd I/C		SC	R	Yes	
R043	Westport	105	31.92	At Elk River Bridge		OR	R		
R044	Tacoma Narrows	16	8.43	At W/O Tacoma Narrows Bridge		OR	U		
R045	Woodland	5	20.14	S/O SR 503 I/C		SW	R		
R046	Seattle/SR520	5	168.84	S/O NE 45th St I/C		NW	U		
R047E	Dryden	5	104.84	E/O US 97		NC	R		
R047S	Blewett Pass	97	178.19	S/O Old Blewett Rd		NC	R	Yes	
R047W	Peshastin	2	103.92	W/O Green and Saunders Rds		NC	R		
R048	Selah	82	24.83	E/O Selah Creek Rest Area On Ramp		SC	R		
R050	Silverdale	3	44.33	N/O Newberry Hill I/C		OR	U		
R051	Mill Plain	205	29.34	N/O Mill Plain I/C		SW	U		
R052	Everett	2	0.26	E/O I-5 I/C		NW	U		
R053	Wenatchee/Olds	2	119.77	E/O US 97 Alt I/C		NC	U		
R054	Humptulips	101	104.55	S/O Hensel Rd		OR	R		
R055	Moses Lake	90	180.33	E/O SR 17 I/C		NC	R	Yes	
R057	Teanaway	970	6.85	W/O Teanaway Rd		NC	R	Yes	
R058	Nason Creek	2	80.20	E/O Nason Ridge Rd		NC	R	Yes	
R059	Rocky Reach	97Alt	201.53	N/O Ohme Garden and Warehouse Roads		NC	U		
R060	Lacey	5	110.03	S/O SR 510 I/C		OR	U		No Data
R061	Eltopia	395	36.24	N/O E Elm Rd		SC	R		
R062	Richland	240	37.20	W/O Columbia Park Trail I/C		SC	U		
R063	Loon Lake	395	190.29	S/O SR 292		ER	R		
R064	Davenport	2	250.50	W/O Gunning Rd		ER	R		
R066	Othello East	26	43.06	E/O SR 17 I/C		NC	R	Yes	
R067	Dodge Jct	12	389.71	At Pataha Creek Bridge		SC	R		
R068	Omak	097	293.42	N/O Copple Rd		NC	R		
R069	Port Angeles	101	254.35	At Weigh Station		OR	R		
R070	Kettle Falls	395	235.60	S/O Pingston Rd		ER	R		
R073	Sappho	101	204	E/O SR 113/Burnt Mountain Rd		OR	R		
R074	Nemah	101	28.95	N/O SR 4		SW	R	Yes	
R075	Salkum	12	77.78	E/O Kennedy Rd		SW	R		
R076	Maryhill	14	100.64	W/O SR 14 Spur		SW	R		
R077	Stonehenge	14	102.27	W/O Maryhill Rd		SW	R		

Site Index		PEAK HOUR REPORT 2013							
(Sorted by Site ID)									
Site ID	Site Name	State Route	Mile Post	Location Description East - E/Of North - N/Of South - S/Of West - W/Of	Interchange - I/C	Region Office	Rural Urban	Rec-reaction	Data Status
R078	Longview	4	55.05	W/O SR 432 and Coal Creek Rd I/C		SW	R		
R081	Pasco	182	6.34	At Columbia River Bridge		SC	U		
R082	Everett/Pacific	5	193.29	S/O Pacific Ave I/C		NW	U		
R083	Bryant	9	32.98	N/O 53rd Ave NE		NW	R		
R084	Orondo	97	220.55	N/O Brays Rd		NC	R		
R085	Hood Canal Bridge	104	13.92	At Hood Canal Bridge		OR	R		
R086	Umatilla	82	132.03	S/O SR 14 I/C		SC	R		No Data
R087	Kennewick	395	18.58	At Columbia River Bridge		SC	U		
R088	Burley	16	18.65	N/O SR 302 Spur		OR	R		
R089	Belfair	3	28.68	S/O Lake Flora Rd		OR	R		
R090	Tacoma/38th	7	58.20	N/O 38th St I/C		OR	U		No Data
R091	DuPont	5	119.36	At DuPont I/C		OR	U		
R092	Lakewood	5	126.76	S/O SR 512 I/C		OR	U		
R093	Mount Vernon	5	226.96	N/O SR 536 I/C		NW	U		No Data
R095	Port Gamble	104	19.48	W/O Old Port Gamble Rd Wye Conn		OR	R		
R096	Poulsbo	307	2.31	S/O NE Gunderson Rd		OR	R		
R097	Tumwater Blvd	5	100.54	S/O Tumwater Blvd I/C		OR	U		
R098	Cooper Point	101	366.88	E/O Olympia Cooper Point Rd		OR	U		
R099	Tumwater/Custer Way	5	103.54	N/O Deschutes Parkway Off Ramp		OR	U		No Data
R100	Mansfield	17	112.25	N/O SR 172		NC	R		
R101	Seattle/Alaskan Way	99	29.37	N/O Spokane St Bridge		NW	U		
R102	Spokane/Cataldo	2	287.70	N/O North River Dr		ER	U		No Data
R103	Spokane/Division	2CO	289.20	S/O Euclid Ave		ER	U		No Data
R104	Chehalis	5	75.35	N/O Labree Rd I/C		OR	R		
R105	Wenatchee Olds	285	4.51	At Wenatchee River Bridge		NC	U		
R106	Puyallup	512	11.43	E/O Pioneer Ave		OR	U		No Data
R107	Tacoma/Snake Lake	16	1.63	W/O Union Ave I/C		OR	U		No Data
R108	Bellingham	5	253.97	N/O Iowa St I/C		NW	U		
R109	Battle Ground	5	12.19	N/O SR 502 I/C		SW	R		
R110	Conway	5	217.17	S/O Starbird Rd I/C		NW	R		
R111	Spokane/Wandermere	395NSC	167.18	W/O Farwell Rd I/C		ER	U		
R112	Fort Malone	167	5.71	S/O SR 512 I/C		OR	U		
R113	Algona	167	13.30	S/O 15th St SW I/C		NW	U		
R114	Spokane/Parksmith	395	163.69	S/O Parksmith Drive I/C		ER	U		No Data
R115	Carrolls	5	35.88	S/O SR 432 I/C		SW	U		No Data
R116	Gorst	16	27.09	W/O Clifton Rd I/C		OR	U		No Data
R17R	Reversible Lanes	90	4.22	At East End Mount Baker Tunnel		NW	U		
R49R	Reversible Lanes	5	168.31	At E Roanoke St Uxing		NW	U		
S103	E Wenatchee Bridge	285	0.21	At Columbia River Bridge		NC	U		No Data
S189	Seattle	5	179.88	N/O 220th St SW I/C		NW	U		
S201	Seattle	5	155.69	N/O I-405/SR 518 I/C		NW	U		No Data
S202	Seattle	5	162.35	N/O Corson Ave S I/C		NW	U		
S203	Seattle	90	10.82	E/O I-405 I/C		NW	U		
S204	Bellevue	405	13.04	N/O SE 8th I/C		NW	U		
S205	Renton	5	153.48	S/O I-405/SR 518 I/C		NW	U		No Data
S502	Seattle	520	0.00	At SR 520 Begin Route		NW	U		
S503	Longview Bridge	433	0.70	At Columbia River Bridge		SW	U		
S533	Seattle	520	7.93	W/O 148th Ave NE I/C		NW	U		No Data

Site Index		PEAK HOUR REPORT 2013							
(Sorted by Site ID)									
Site ID	Site Name	State Route	Mile Post	Location Description Interchange - I/C East - E/Of North - N/Of South - S/Of West - W/Of	Region Office	Rural Urban	Recreation	Data Status	
S547	Redmond	520	12.01	E/O W Lake Sammamish Parkway I/C	NW	U			
S612	Vernita	24	43.50	At Columbia River Bridge	SC	R			
S706	Coupeville	20	20.02	E/O Rhododendron Park Dr	OR	R			
S803	Custer	5	269.41	S/O Birch Bay/Lynden Rd I/C	NW	R			
S809	Midway/Kent	5	148.07	S/O SR 516 I/C	NW	U			
S818E	Naches	12	185.62	E/O SR 410 I/C	SC	R	Yes		
S818S	White Pass	12	185.25	S/O SR 410 I/C	SC	R	Yes	No Data	
S818W	Chinook Pass	410	116.26	W/O US 12	SC	R	Yes		
S819	Lexington	411	7.97	S/O Sandy Bend Rd	SW	U			
S820	Republic	20	304.60	W/O Fairgrounds Rd	ER	R			
S821	Renton	405	6.95	N/O NE 30th St I/C	NW	U			
S822	Kirkland	405	18.71	N/O NE 85th St I/C	NW	U			
S824	Bothell	405	28.99	N/O SR 527 I/C	NW	U			
S825	Issaquah	90	14.65	W/O SR 900 I/C	NW	U			
S826	Preston	90	23.54	E/O Jones Rd I/C	NW	U			
S837	Fife	5	136.80	S/O SR 99 I/C	OR	U		No Data	
S838	Echo Glen	18	27.62	S/O SR 90 I/C	NW	R			
S839	Tukwila	599	1.15	E/O SR 99 I/C	NW	U			
S840	Kid Valley	504	19.43	E/O Private Rd 1900	SW	R	Yes	No Data	
S841E	Astoria/Megler	401	0.15	NE/O US 101	SW	R			
S841W	Astoria/Chinook	101	0.60	NW/O SR 401	SW	R			
S901	Tinkham	90	47.71	At Tinkham Rd Uxing	SC	R	Yes		
S902	Snoqualmie	90	52.24	At SR 906 Bridge	SC	R	Yes		
S903	Cabin Creek	90	63.98	At Cabin Creek Rd Uxing	SC	R	Yes		

Prepared by the
 WASHINGTON STATE DEPARTMENT OF TRANSPORTATION
 Multimodal Planning Division
 Transportation Data & GIS Office

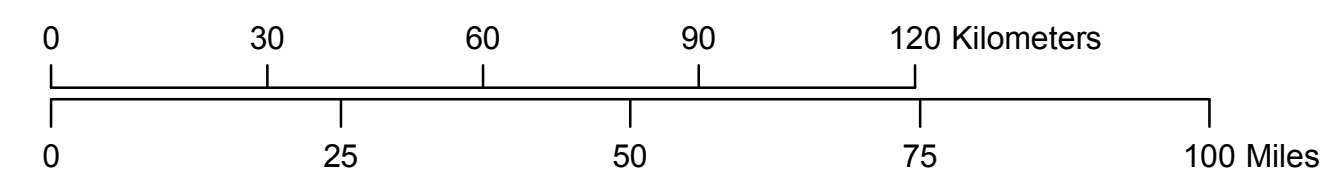
In cooperation with the
 U.S. DEPARTMENT OF TRANSPORTATION
 Federal Highway Administration

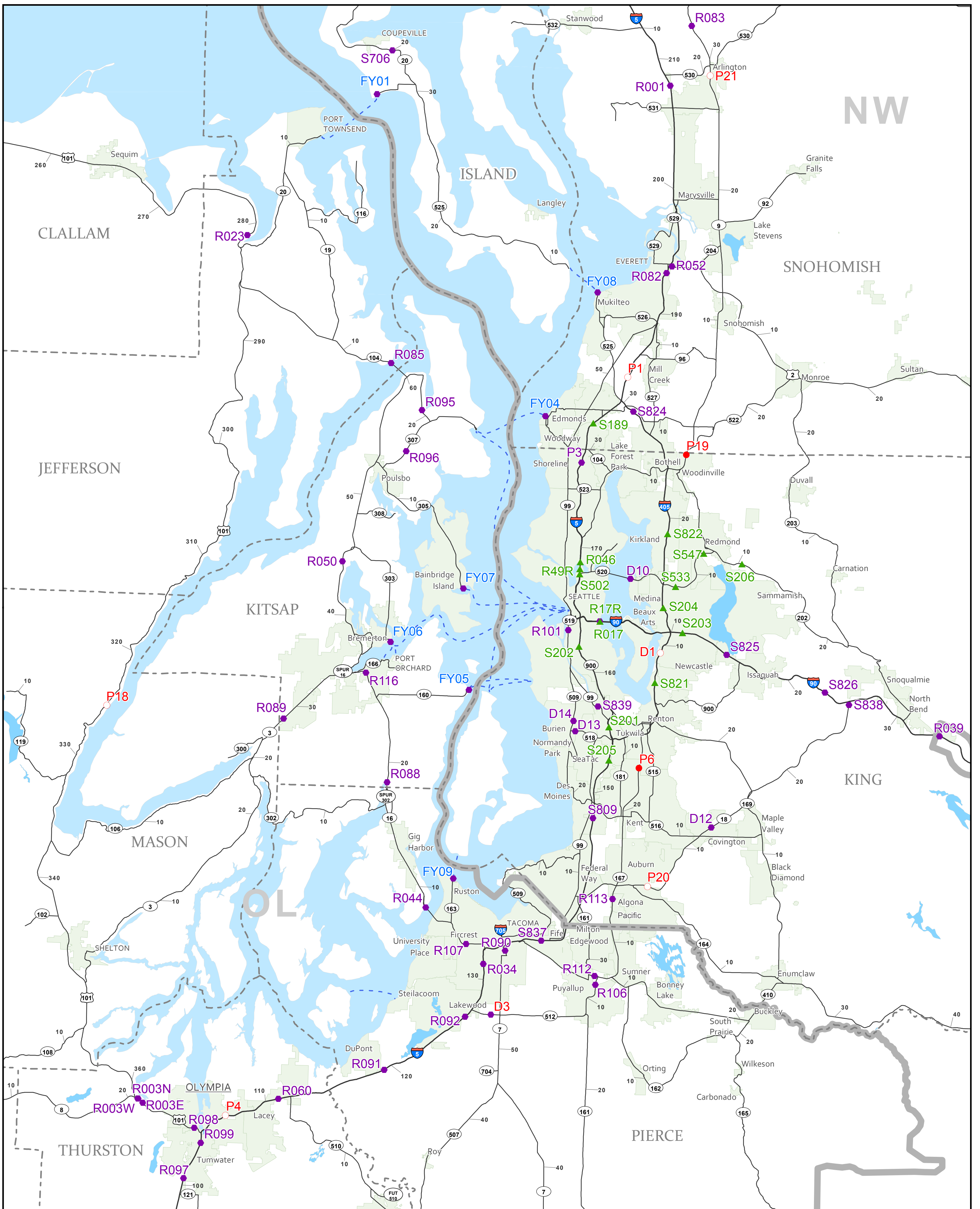


Legend

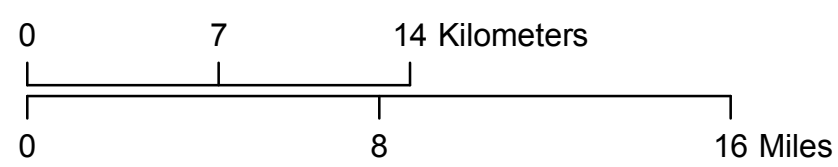
- ◆ Ferry Terminal
- Permanent (Volume-Speed-Classification)
- Weigh In Motion (WIM)
- SHRP/LTPP Research Site (WIM)
- ▼ Oregon
- 5 U.S. Interstate
- 101 U.S. Highway
- 121 State Route
- Ferry Routes
- 40 Milepost Markers
- City Boundaries
- CAPITAL CITY
- COUNTY SEAT CITY
- Other City

**2014 Permanent Traffic Recorder
 Data Collection Sites**





2014 Permanent Traffic Recorder Data Collection Sites



- Legend**
- ◆ Ferry Terminal
 - ▲ Seattle (NWR)
 - Permanent (Volume-Speed-Classification)
 - Weigh In Motion (WIM)
 - SHRP/LTPP Research Site (WIM)
 - I U.S. Interstate
 - U.S. U.S. Highway
 - S.R. State Route
 - - - Ferry Routes
 - Milepost Markers
 - CITY City Boundaries
 - CAPITAL CITY CAPITAL CITY
 - COUNTY SEAT CITY COUNTY SEAT CITY
 - OTHER CITY Other City

PEAK HOUR REPORT 2013
AVERAGE DESIGN HOUR FACTORS AS A PERCENT OF AADT

STATEWIDE AVERAGE OF 142 TOTAL LOCATIONS DESIGN FACTOR AVG 11.23 %
STATEWIDE AVERAGE OF 85 RURAL LOCATIONS DESIGN FACTOR AVG 12.73 %
STATEWIDE AVERAGE OF 57 URBAN LOCATIONS DESIGN FACTOR AVG 8.99 %

0-2,500 AADT =	15.69 %	<u>7</u> RECREATIONAL	&	<u>12</u> OTHER RURAL LOCATIONS	
2,500-5,000 AADT =	13.46 %	<u>4</u> RECREATIONAL	&	<u>8</u> OTHER RURAL	& <u>1</u> URBAN LOCATION
5,000-10,000 AADT =	12.06 %	<u>2</u> RECREATIONAL	&	<u>14</u> OTHER RURAL	& <u>4</u> URBAN LOCATION:
10,000-20,000 AADT =	11.66 %	<u>3</u> RECREATIONAL	&	<u>15</u> OTHER RURAL	& <u>0</u> URBAN LOCATION:
20,000-50,000 AADT =	10.63 %	<u>5</u> RECREATIONAL	&	<u>7</u> OTHER RURAL	& <u>12</u> URBAN LOCATION:
50,000-100,000 AADT =	9.38 %			<u>8</u> RURAL	& <u>17</u> URBAN LOCATION:
100,000-200,000 AADT =	7.92 %				<u>21</u> URBAN LOCATION:
Over 200,000 AADT =	6.99 %				<u>2</u> URBAN LOCATION:

WESTERN WASHINGTON

AVERAGE OF 83 LOCATIONS DESIGN FACTOR 10.18 %
AVERAGE OF 35 RURAL LOCATIONS DESIGN FACTOR 12.44 %
AVERAGE OF 47 URBAN LOCATIONS DESIGN FACTOR 8.71 %

EASTERN WASHINGTON

AVERAGE OF 59 LOCATIONS DESIGN FACTOR 12.58
AVERAGE OF 50 RURAL LOCATIONS DESIGN FACTOR 12.93
AVERAGE OF 9 URBAN LOCATIONS DESIGN FACTOR 10.65

NOTE: K 100 was used at 21 RECREATIONAL LOCATIONS AVERAGE 16.28 %

Data source: Peak Hour Report from ADC sites maintained by WSDOT's Transportation Data & GIS Office. For questions please email: tdgoadc@wsdot.wa.gov

Factor Support Sheet

(Sorted by AADT)

PEAK HOUR REPORT 2013

Average Design Hour Factors as a Percent of AADT

0-2500 AADT												
SITE	SR	MP	AADT	K30 FACTOR	K100 FACTOR	DESIGN FACTOR	D-FACTOR	URBAN	RURAL	K-REC	LOCATION	
R100	017	112.25	575	13.57	11.83	13.57	62.82		R		Eastern	
P02	002	179.10	622	22.03	18.01	18.01	52.68		R	K	Eastern	
P26	395	260.00	644	17.55	13.35	13.35	57.52		R		Eastern	
R040N	123	3.88	872	26.26	19.95	19.95	63.22		R	K		Western
R077	014	102.27	1591	17.41	13.07	17.41	51.62		R		Eastern	
R037	020	191.90	1647	25.20	19.85	19.85	58.72		R	K	Eastern	
R040W	012	135.10	1710	29.18	21.35	21.35	54.52		R	K		Western
R067	012	389.81	1865	13.67	12.33	13.67	58.43		R		Eastern	
P05	012	376.98	1897	13.07	11.97	13.07	55.65		R		Eastern	
R076	014	100.64	1923	15.08	12.17	15.08	54.48		R		Eastern	
R083	009	32.98	1972	16.68	14.10	16.68	63.83		R			Western
S818W	410	116.26	1989	20.51	17.09	17.09	54.41		R	K	Eastern	
R054	101	104.55	2050	12.44	11.27	12.44	63.53		R			Western
P22	097	335.30	2135	13.44	12.37	13.44	57.14		R		Eastern	
P17	221	13.10	2174	11.64	10.67	11.64	81.42		R		Eastern	
S820	020	304.60	2241	13.03	11.42	13.03	53.42		R		Eastern	
R074	101	28.95	2279	17.95	14.04	20.27	79.69		R	K		Western
S841E	401	0.15	2352	12.20	10.67	12.20	59.74		R			Western
P18	101	324.80	2394	18.80	16.00	16.00	55.61		R	K		Western
19	Totals/Averages		1,733	17.35	14.29	15.69	51.87	0	19	7	12	7

Factor Support Sheet

(Sorted by AADT)

PEAK HOUR REPORT 2013**Average Design Hour Factors as a Percent of AADT**

2,500 - 5,000 AADT			AADT	K-30 FACTOR	K-100 FACTOR	DESIGN FACTOR	D-FACTOR	URBAN	RURAL	K-REC	LOCATION	
R073	101	203.93	2511	13.82	12.54	13.82	51.87		R			Western
R064	002	250.50	2755	12.16	11.36	12.16	53.73		R		Eastern	
R066	026	43.06	2780	19.42	14.14	14.14	74.05		R	K	Eastern	
S819	411	7.97	3118	10.78	10.17	10.78	62.43	U				Western
P14	195	22.20	3253	11.50	10.27	11.50	50.53		R		Eastern	
S818E	012	185.62	3905	22.25	17.93	17.93	80.00		R	K	Eastern	
S612	024	43.50	4165	11.55	10.40	11.55	61.12		R		Eastern	
R058	002	80.20	4256	21.92	17.97	17.97	77.55		R	K	Eastern	
P11	097	250.35	4373	12.62	11.21	12.62	53.99		R		Eastern	
R057	970	6.85	4384	19.94	16.70	16.70	75.96		R	K	Eastern	
R084	097	220.55	4475	12.87	11.20	12.87	73.44		R		Eastern	
P13	195	6.01	4538	10.29	9.65	10.29	60.17		R		Eastern	
R041	097	13.41	4660	12.68	11.31	12.68	57.72		R		Eastern	
13	Totals/Averages		3,783	14.75	12.68	13.46	64.04	1	12	4	11	2

Factor Support Sheet

PEAK HOUR REPORT 2013

(Sorted by AADT)

Average Design Hour Factors as a Percent of AADT

5,000 - 10,000 AADT												
SITE	SR	MP	AADT	K-30 FACTOR	K-100 FACTOR	DESIGN FACTOR	D-FACTOR	URBAN	RURAL	K-REC	LOCATION	
R038	002	50.12	5017	20.59	18.12	18.12	62.49		R	K		Western
R043	105	31.92	5048	12.52	11.41	12.52	50.63		R			Western
R078	004	55.05	5105	10.19	9.60	10.19	57.12	U				Western
R068	097	293.42	5219	10.88	10.10	10.88	63.38		R		Eastern	
R095	104	19.48	5304	11.69	10.69	11.69	65.81		R			Western
R047S	097	178.19	5386	17.99	15.13	15.13	73.50		R	K	Eastern	
S841W	101	0.60	5667	14.61	13.02	14.61	55.44		R			Western
P07	014	17.70	5799	11.73	10.66	11.73	58.09	U				Western
R111	395NSC	167.08	5920	12.01	11.44	12.01	79.32	U			Eastern	
P30	027	77.30	5963	10.30	9.36	10.30	56.77		R		Eastern	
R020	017	30.37	6165	9.88	9.28	9.88	50.41		R		Eastern	
R075	012	77.78	6368	12.77	11.39	12.77	58.79		R			Western
R008	012	307.90	6625	10.84	9.80	10.84	52.65		R		Eastern	
R059	97Alt	201.53	6726	13.66	12.56	13.66	67.79	U			Eastern	
P7C	395	93.01	7403	12.58	11.24	12.58	55.64		R		Eastern	
R070	395	235.60	7532	10.14	9.67	10.14	51.18		R		Eastern	
P33	290	17.66	7685	11.59	11.03	11.59	60.04		R		Eastern	
P15	195	87.70	8014	10.88	9.72	10.88	53.44		R		Eastern	
S706	020	20.02	8071	10.77	10.14	10.77	51.67		R			Western
R063	395	190.29	8214	10.96	10.19	10.96	53.44		R		Eastern	
20	Totals/Averages		6,362	12.33	11.23	12.06	58.88	4	16	2	12	8

Factor Support Sheet

(Sorted by AADT)

PEAK HOUR REPORT 2013**Average Design Hour Factors as a Percent of AADT**

10,000 - 20,000 AADT			AADT	K-30 FACTOR	K-100 FACTOR	DESIGN FACTOR	D-FACTOR	URBAN	RURAL	K-REC	LOCATION	
SITE	SR	MP										
P10	090	218.83	10324	15.96	13.67	13.67	64.07		R	K	Eastern	
R055	090	180.33	10927	15.31	13.41	13.41	54.47		R	K	Eastern	
R023	101	281.15	11148	12.27	11.06	12.27	61.92		R		Western	
P21	009	28.75	12316	10.40	9.95	10.40	55.89		R		Western	
P03	097	66.30	12466	9.79	9.27	9.79	50.57		R		Eastern	
R047W	002	103.92	12476	12.60	11.65	12.60	52.93		R		Eastern	
R061	395	36.24	13835	10.99	9.95	10.99	52.14		R		Eastern	
R042	090	136.59	14842	16.99	14.55	14.55	52.29		R	K	Eastern	
R047E	002	104.84	15260	12.37	11.21	12.37	56.90		R		Eastern	
B03	395	27.20	15458	10.73	10.12	10.73	50.12		R		Eastern	
R085	104	13.92	15932	11.53	10.52	11.53	63.26		R		Western	
R096	307	2.31	16218	9.85	9.57	9.85	57.26		R		Western	
R048	082	24.83	16231	11.39	10.81	11.39	62.12		R		Eastern	
R089	003	28.68	16270	9.85	9.35	9.85	60.80		R		Western	
P28	002	301.40	16350	10.27	9.65	10.27	68.14		R		Eastern	
R014	090	254.23	17427	13.87	12.46	13.87	53.99		R		Eastern	
P09	082	121.20	17473	10.77	9.67	10.77	57.12		R		Eastern	
B02	012	12.30	19485	11.49	10.48	11.49	55.11		R		Western	
18	Totals/Averages		14,691	12.02	10.96	11.66	57.17	0	18	3	12	6

Factor Support Sheet

(Sorted by AADT)

PEAK HOUR REPORT 2013

Average Design Hour Factors as a Percent of AADT

20,000 - 50,000 AADT												
SITE	SR	MP	AADT	K-30 FACTOR	K-100 FACTOR	DESIGN FACTOR	D-FACTOR	URBAN	RURAL	K-REC	LOCATION	
S503	433	0.70	21091	10.33	9.69	10.33	50.09	U				Western
R069	101	254.35	21373	9.98	9.44	9.98	57.73	U				Western
P01	002	113.10	21577	11.33	10.30	11.33	57.16		R		Eastern	
R053	002	119.77	21659	10.82	10.15	10.82	55.57	U			Eastern	
S838	018	27.62	23077	11.16	10.46	11.16	56.37		R			Western
P08	082	48.50	23936	10.09	9.37	10.09	50.58		R		Eastern	
S903	090	63.98	28021	14.99	14.11	14.11	65.71		R	K	Eastern	
S902	090	52.24	28774	14.44	13.38	13.38	58.50		R	K		Western
B04	090	82.70	29082	14.52	13.52	13.52	62.33		R	K	Eastern	
S901	090	47.71	30255	14.63	13.58	13.58	67.59		R	K		Western
D12	018	12.55	32628	10.10	9.48	10.10	54.39	U				Western
S803	005	269.41	33164	9.10	8.70	9.10	50.43		R			Western
R039	090	33.56	33917	14.46	13.19	13.19	53.21		R	K		Western
R105	285	4.51	37189	10.18	9.86	10.18	50.67	U			Eastern	
P06	014	11.90	38172	9.24	9.02	9.24	57.33	U				Western
R021	002	289.79	40316	9.32	8.93	9.32	56.87	U			Eastern	
S839	599	1.15	40672	9.64	9.46	9.64	61.06	U				Western
R112	167	5.71	41137	8.74	8.54	8.74	59.24	U				Western
R050	003	44.33	43040	9.85	9.62	9.85	53.59	U				Western
S502	520	0.00	45065	9.87	9.48	9.87	58.14	U				Western
R088	016	18.65	45081	9.06	8.71	9.06	53.28		R			Western
R003E	101	362.02	46250	9.47	9.10	9.47	59.90		R			Western
P19	522	13.30	47438	8.64	8.43	8.64	64.88	U				Western
P24	090	298.40	49593	10.34	9.85	10.34	56.52		R		Eastern	
24	Totals/Averages		34,271	10.85	10.27	10.63	57.13	12	12	5	8	16

Factor Support Sheet

PEAK HOUR REPORT 2013

(Sorted by AADT)

Average Design Hour Factors as a Percent of AADT

50,000 - 100,000 AADT												
SITE	SR	MP	AADT	K-30 FACTOR	K-100 FACTOR	DESIGN FACTOR	D-FACTOR	URBAN	RURAL	K-REC	LOCATION	
P04	005	261.33	50651	9.20	8.87	9.20	55.06		R			Western
P8	005	44.30	50715	11.15	10.03	11.15	51.70		R			Western
D13	518	0.35	55453	8.19	7.99	8.19	56.49	U				Western
D14	509	26.37	55495	9.69	9.39	9.69	57.64	U				Western
R081	182	6.34	57494	10.09	9.73	10.09	59.51	U			Eastern	
P20	018	5.26	57892	8.99	8.70	8.99	51.98	U				Western
R110	005	217.17	57898	9.97	9.47	9.97	52.30		R			Western
S826	090	23.54	58937	10.02	9.42	10.02	65.15	U				Western
R087	395	18.58	58971	9.28	9.03	9.28	51.95	U			Eastern	
R104	005	75.50	59320	10.02	9.48	10.02	52.06		R			Western
R101	099	29.37	59944	9.76	9.54	9.76	52.48	U				Western
R019	005	86.23	60823	9.78	9.35	9.78	50.78		R			Western
D10	520	4.0	62223	10.61	10.27	10.61	52.70	U				Western
R045	005	20.14	67911	9.55	8.99	9.55	50.63		R			Western
R097	005	100.54	69050	9.11	8.79	9.11	51.23	U				Western
R062	240	37.20	69115	10.77	10.47	10.77	57.26	U			Eastern	
S547	520	12.01	73448	9.30	9.07	9.30	74.84	U				Western
R108	005	253.97	74230	9.11	8.86	9.11	50.07	U				Western
R052	002	0.26	75598	8.61	8.45	8.61	66.64	U				Western
R044	016	8.43	77396	8.99	8.77	8.99	62.50	U				Western
R109	005	12.19	81770	9.08	8.71	9.08	50.88		R			Western
R001	005	207.78	85206	9.04	8.67	9.04	55.32		R			Western
D3	512	1.53	87526	7.94	7.76	7.94	59.64	U				Western
R098	101	366.69	95169	9.12	8.89	9.12	51.90	U				Western
R113	167	13.30	95731	7.18	6.96	7.18	50.41	U				Western
25	Totals/Averages		67,919	9.38	9.03	9.38	55.64	17	8	0	3	22

Factor Support Sheet

PEAK HOUR REPORT 2013

(Sorted by AADT)

Average Design Hour Factors as a Percent of AADT

100,000 - 200,000 AADT												
SITE	SR	MP	AADT	K-30 FACTOR	K-100 FACTOR	DESIGN FACTOR	D-FACTOR	URBAN	RURAL	K-REC	LOCATION	
R036	090	285.23	112060	9.72	9.48	9.72	56.58	U			Eastern	
R051	205	28.84	112581	8.69	8.47	8.69	56.09	U				Western
S824	405	28.99	117063	8.32	8.17	8.32	51.30	U				Western
P6	167	23.70	117378	7.00	6.90	7.00	58.37	U				Western
R091	005	119.36	119933	7.81	7.63	7.81	55.48	U				Western
S825	090	14.65	122815	8.92	8.57	8.92	61.86	U				Western
P5	005	1.98	128703	8.32	8.17	8.32	58.84	U				Western
R017	090	4.22	133143	8.41	8.20	8.41	50.35	U				Western
P4	005	106.70	137292	8.63	8.40	8.63	51.11	U				Western
R092	005	126.72	143526	7.68	7.44	7.68	52.85	U				Western
S203	090	10.82	145609	8.41	8.18	8.41	61.14	U				Western
D1	405	9.26	147399	7.04	6.85	7.04	51.14	U				Western
S821	405	6.95	152569	6.81	6.57	6.81	50.70	U				Western
R082	005	193.21	175574	7.58	7.40	7.58	52.91	U				Western
P1	005	184.48	181460	7.75	7.58	7.75	51.63	U				Western
P3	005	176.72	183193	7.54	7.43	7.54	58.00	U				Western
R034	005	131.18	188198	7.18	7.05	7.18	53.18	U				Western
S822	405	18.71	188800	8.00	7.74	8.00	50.25	U				Western
S809	005	148.07	192647	7.80	7.60	7.80	58.69	U				Western
S189	005	179.88	196912	7.40	6.93	7.40	56.50	U				Western
S204	405	13.04	198051	7.35	7.20	7.35	50.66	U				Western
21	Totals/Averages		152,138	7.92	7.71	7.92	54.65	21	0	0	1	20

200,000 + AADT												
SITE	SR	MP	AADT	K-30 FACTOR	K-100 FACTOR	DESIGN FACTOR	D-FACTOR	URBAN	RURAL	K-REC	LOCATION	
R046	005	168.84	204459	6.71	6.60	6.71	57.44	U				Western
S202	005	162.35	226212	7.26	7.15	7.26	55.51	U				Western
2	Totals/Averages		215,336	6.99	6.88	6.99	56.48	2	0	0	0	2

Summary Sheet		PEAK HOUR REPORT 2013				
(Sorted by Site)		K-30 Factor % of ADT	K-50 Factor % of ADT	K-100 Factor % of ADT	K-200 Factor % of ADT	D-Factor % of ADT
SITE	AADT					
B02	19,485	11.49	11.20	10.48	9.75	55.11
B03	15,458	10.73	10.58	10.12	9.46	50.12
B04	29,082	14.52	14.14	13.52	12.51	62.33
D1	147,399	7.04	6.96	6.85	6.74	51.14
D10	62,223	10.61	10.50	10.27	9.78	52.70
D12	32,628	10.10	9.92	9.48	9.04	54.39
D13	55,453	8.19	8.11	7.99	7.79	56.49
D14	55,495	9.69	9.60	9.39	9.15	57.64
D3	87,526	7.94	7.86	7.76	7.61	59.64
P01	21,577	11.33	10.99	10.30	9.70	57.16
P02	622	22.03	20.26	18.01	15.76	52.68
P03	12,466	9.79	9.63	9.27	8.82	50.57
P04	50,651	9.20	9.09	8.87	8.59	55.06
P05	1,897	13.07	12.70	11.97	10.96	55.65
P06	38,172	9.24	9.16	9.02	8.83	57.33
P07	5,799	11.73	11.21	10.66	10.00	58.09
P08	23,936	10.09	9.87	9.37	8.95	50.58
P09	17,473	10.77	10.19	9.67	9.00	57.12
P1	181,460	7.75	7.67	7.58	7.45	51.63
P10	10,324	15.96	14.99	13.67	11.99	64.07
P11	4,373	12.62	12.01	11.21	10.38	53.99
P13	4,538	10.29	10.00	9.65	9.14	60.17
P14	3,253	11.50	11.01	10.27	9.44	50.53
P15	8,014	10.88	10.54	9.72	9.07	53.44
P17	2,174	11.64	11.36	10.67	9.98	81.42
P18	2,394	18.80	17.84	16.00	13.95	55.61
P19	47,438	8.64	8.58	8.43	8.24	64.88
P20	57,892	8.99	8.90	8.70	8.43	51.98
P21	12,316	10.40	10.28	9.95	9.56	55.89
P22	2,135	13.44	13.11	12.37	11.52	57.14
P23	0	0.00	0.00	0.00	0.00	0.00
P24	49,593	10.34	10.18	9.85	9.33	56.52
P26	644	17.55	14.91	13.35	11.96	57.52
P27	0	0.00	0.00	0.00	0.00	0.00
P28	16,350	10.27	10.02	9.65	9.19	68.14

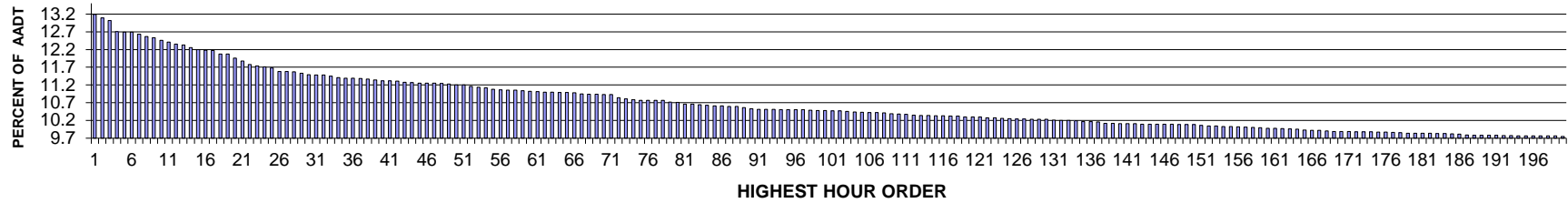
Summary Sheet		PEAK HOUR REPORT 2013				
(Sorted by Site)		K-30 Factor	K-50 Factor	K-100 Factor	K-200 Factor	D-Factor
SITE	AADT	% of ADT	% of ADT	% of ADT	% of ADT	% of ADT
P29	0	0.00	0.00	0.00	0.00	0.00
P3	183,193	7.54	7.49	7.43	7.33	58.00
P30	5,963	10.30	9.96	9.36	8.74	56.77
P33	7,685	11.59	11.35	11.03	10.31	60.04
P4	137,292	8.63	8.54	8.40	8.21	51.11
P5	128,703	8.32	8.27	8.17	8.04	58.84
P6	117,378	7.00	6.96	6.90	6.83	58.37
P7C	7,403	12.58	12.00	11.24	10.40	55.64
P8	50,715	11.15	10.67	10.03	9.39	51.70
R001	85,206	9.04	8.90	8.67	8.38	55.32
R003N	0	0.00	0.00	0.00	0.00	0.00
R003E	46,250	9.47	9.34	9.10	8.79	59.90
R003W	0	0.00	0.00	0.00	0.00	0.00
R008	6,625	10.84	10.51	9.80	9.13	52.65
R014	17,427	13.87	13.32	12.46	11.24	53.99
R017	133,143	8.41	8.34	8.20	7.98	50.35
R019	60,823	9.78	9.60	9.35	8.88	50.78
R020	6,165	9.88	9.60	9.28	8.78	50.41
R021	40,316	9.32	9.21	8.93	8.69	56.87
R023	11,148	12.27	12.00	11.06	10.25	61.92
R034	188,198	7.18	7.14	7.05	6.93	53.18
R036	112,060	9.72	9.64	9.48	9.28	56.58
R037	1,647	25.20	22.83	19.85	16.70	58.72
R038	5,017	20.59	19.85	18.12	16.01	62.49
R039	33,917	14.46	14.02	13.19	11.97	53.21
R040N	872	26.26	24.08	19.95	15.60	63.22
R040W	1,710	29.18	24.33	21.35	16.78	54.52
R041	4,660	12.68	12.12	11.31	10.49	57.72
R042	14,842	16.99	16.19	14.55	13.06	52.29
R043	5,048	12.52	12.12	11.41	10.58	50.63
R044	77,396	8.99	8.89	8.77	8.58	62.50
R045	67,911	9.55	9.38	8.99	8.64	50.63
R046	204,459	6.71	6.68	6.60	6.50	57.44
R047E	15,260	12.37	11.93	11.21	10.29	56.90

Summary Sheet		PEAK HOUR REPORT 2013				
(Sorted by Site)						
SITE	AADT	K-30 Factor % of ADT	K-50 Factor % of ADT	K-100 Factor % of ADT	K-200 Factor % of ADT	D-Factor % of ADT
R047S	5,386	17.99	17.08	15.13	13.57	73.50
R047W	12,476	12.60	12.29	11.65	10.92	52.93
R048	16,231	11.39	11.16	10.81	10.15	62.12
R050	43,040	9.85	9.77	9.62	9.42	53.59
R051	112,581	8.69	8.60	8.47	8.34	56.09
R052	75,598	8.61	8.56	8.45	8.30	66.64
R053	21,659	10.82	10.55	10.15	9.79	55.57
R054	2,050	12.44	11.95	11.27	10.54	63.53
R055	10,927	15.31	14.63	13.41	11.97	54.47
R057	4,384	19.94	18.66	16.70	14.87	75.96
R058	4,256	21.92	20.58	17.97	15.79	77.55
R059	6,726	13.66	13.20	12.56	11.28	67.79
R060	0	0.00	0.00	0.00	0.00	0.00
R061	13,835	10.99	10.62	9.95	9.11	52.14
R062	69,115	10.77	10.68	10.47	10.17	57.26
R063	8,214	10.96	10.65	10.19	9.53	53.44
R064	2,755	12.16	11.87	11.36	10.53	53.73
R066	2,780	19.42	16.73	14.14	11.76	74.05
R067	1,865	13.67	12.98	12.33	11.53	58.43
R068	5,219	10.88	10.63	10.10	9.62	63.38
R069	21,373	9.98	9.79	9.44	9.09	57.73
R070	7,532	10.14	9.96	9.67	9.24	51.18
R073	2,511	13.82	13.38	12.54	11.75	51.87
R074	2,279	17.95	16.19	14.04	11.63	79.69
R075	6,368	12.77	12.31	11.39	10.14	58.79
R076	1,923	15.08	13.36	12.17	11.08	54.48
R077	1,591	17.41	15.08	13.07	11.31	51.62
R078	5,105	10.19	9.93	9.60	9.11	57.12
R081	57,494	10.09	9.97	9.73	9.36	59.51
R082	175,574	7.58	7.51	7.40	7.25	52.91
R083	1,972	16.68	15.47	14.10	12.53	63.83
R084	4,475	12.87	12.13	11.20	10.39	73.44
R085	15,932	11.53	11.17	10.52	9.78	63.26
R086	0	0.00	0.00	0.00	0.00	0.00

Summary Sheet		PEAK HOUR REPORT 2013				
(Sorted by Site)		K-30 Factor	K-50 Factor	K-100 Factor	K-200 Factor	D-Factor
SITE	AADT	% of ADT	% of ADT	% of ADT	% of ADT	% of ADT
R087	58,971	9.28	9.17	9.03	8.84	51.95
R088	45,081	9.06	8.89	8.71	8.42	53.28
R089	16,270	9.85	9.61	9.35	9.00	60.80
R090	0	0.00	0.00	0.00	0.00	0.00
R091	119,933	7.81	7.74	7.63	7.52	55.48
R092	143,526	7.68	7.56	7.44	7.26	52.85
R093	0	0.00	0.00	0.00	0.00	0.00
R095	5,304	11.69	11.33	10.69	10.01	65.81
R096	16,218	9.85	9.74	9.57	9.25	57.26
R097	69,050	9.11	9.02	8.79	8.50	51.23
R098	95,169	9.12	9.04	8.89	8.70	51.90
R099	0	0.00	0.00	0.00	0.00	0.00
R100	575	13.57	12.87	11.83	10.96	62.82
R101	59,944	9.76	9.68	9.54	9.35	52.48
R102	0	0.00	0.00	0.00	0.00	0.00
R103	0	0.00	0.00	0.00	0.00	0.00
R104	59,320	10.02	9.76	9.48	9.00	52.06
R105	37,189	10.18	10.09	9.86	9.59	50.67
R106	0	0.00	0.00	0.00	0.00	0.00
R107	0	0.00	0.00	0.00	0.00	0.00
R108	74,230	9.11	9.03	8.86	8.65	50.07
R109	81,770	9.08	8.93	8.71	8.35	50.88
R110	57,898	9.97	9.79	9.47	8.96	52.30
R111	5,920	12.01	11.84	11.44	11.05	79.32
R112	41,137	8.74	8.67	8.54	8.35	59.24
R113	95,731	7.18	7.12	6.96	6.80	50.41
R114	0	0.00	0.00	0.00	0.00	0.00
R115	0	0.00	0.00	0.00	0.00	0.00
R116	0	0.00	0.00	0.00	0.00	0.00
S103	0	0.00	0.00	0.00	0.00	0.00
S189	196,912	7.40	7.28	6.93	6.36	56.50
S201	0	0.00	0.00	0.00	0.00	0.00
S202	226,212	7.26	7.22	7.15	7.04	55.51
S203	145,609	8.41	8.33	8.18	8.05	61.14

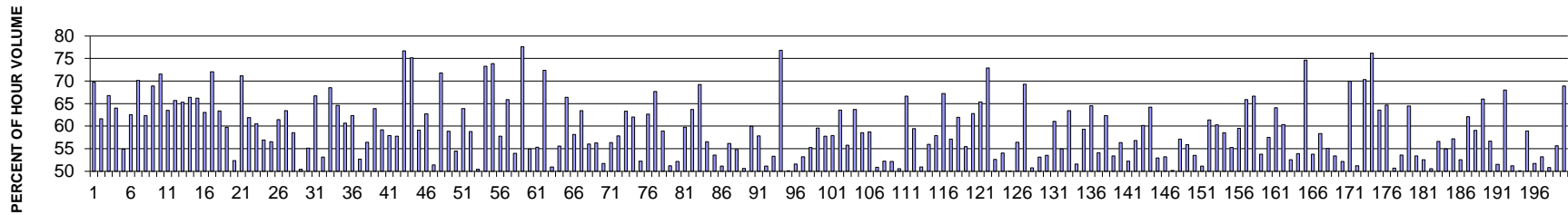
Summary Sheet		PEAK HOUR REPORT 2013				
(Sorted by Site)		K-30 Factor	K-50 Factor	K-100 Factor	K-200 Factor	D-Factor
SITE	AADT	% of ADT	% of ADT	% of ADT	% of ADT	% of ADT
S204	198,051	7.35	7.28	7.20	7.10	50.66
S205	0	0.00	0.00	0.00	0.00	0.00
S502	45,065	9.87	9.75	9.48	9.01	58.14
S503	21,091	10.33	10.09	9.69	9.26	50.09
S533	0	0.00	0.00	0.00	0.00	0.00
S547	73,448	9.30	9.20	9.07	8.85	74.84
S612	4,165	11.55	11.07	10.40	9.65	61.12
S706	8,071	10.77	10.56	10.14	9.63	51.67
S803	33,164	9.10	8.91	8.70	8.44	50.43
S809	192,647	7.80	7.74	7.60	7.42	58.69
S818E	3,905	22.25	21.05	17.93	15.44	80.00
S818S	0	0.00	0.00	0.00	0.00	0.00
S818W	1,989	20.51	19.51	17.09	14.68	54.41
S819	3,118	10.78	10.52	10.17	9.75	62.43
S820	2,241	13.03	12.23	11.42	10.66	53.42
S821	152,569	6.81	6.73	6.57	6.26	50.70
S822	188,800	8.00	7.89	7.74	7.59	50.25
S824	117,063	8.32	8.27	8.17	8.01	51.30
S825	122,815	8.92	8.81	8.57	8.00	61.86
S826	58,937	10.02	9.87	9.42	8.80	65.15
S837	0	0.00	0.00	0.00	0.00	0.00
S838	23,077	11.16	10.89	10.46	9.72	56.37
S839	40,672	9.64	9.57	9.46	9.31	61.06
S840	0	0.00	0.00	0.00	0.00	0.00
S841E	2,352	12.20	11.56	10.67	9.91	59.74
S841W	5,667	14.61	13.98	13.02	11.77	55.44
S901	30,255	14.63	14.42	13.58	12.68	67.59
S902	28,774	14.44	14.20	13.38	12.54	58.50
S903	28,021	14.99	14.65	14.11	13.09	65.71

**SR 012 MP 12.30 BRADY ADC SITE B02
K FOR PEAK 200 HOURS OF 2013**



AADT= 19485 K 30 FACTOR= 11.49 K 100 FACTOR= 10.48 K 200 FACTOR= 9.75 D 30 FACTOR= 55.11

**SR 012 MP 12.30 BRADY ADC SITE B02
D % IN THE PEAK 200 HOURS OF 2013**



MO	DY	YR	DAY OF WK	HR	HR VOL	PERCENT OF AADT	HOUR NUMBER	AADT	EAST VOLUME	WEST VOLUME	PERCENT EAST IS OF TOTAL VOLUME	PERCENT WEST IS OF TOTAL VOLUME
7	7	2013	1	14	2570	13.19	1	19485	1792	778	69.73	30.27
8	11	2013	1	14	2550	13.09	2	19485	1571	979	61.61	38.39
7	28	2013	1	14	2537	13.02	3	19485	1695	842	66.81	33.19
7	28	2013	1	13	2477	12.71	4	19485	1585	892	63.99	36.01
7	6	2013	7	13	2473	12.69	5	19485	1357	1116	54.87	45.13
8	18	2013	1	13	2472	12.69	6	19485	1546	926	62.54	37.46
7	7	2013	1	15	2460	12.63	7	19485	1726	734	70.16	29.84
8	4	2013	1	14	2450	12.57	8	19485	1527	923	62.33	37.67
7	7	2013	1	13	2442	12.53	9	19485	1682	760	68.88	31.12
9	2	2013	2	13	2428	12.46	10	19485	1737	691	71.54	28.46
8	25	2013	1	13	2418	12.41	11	19485	1536	882	63.52	36.48
7	27	2013	7	12	2407	12.35	12	19485	825	1582	34.28	65.72

MO	DY	YR	DAY OF WK	HR	HR VOL	PERCENT OF AADT	HOUR NUMBER	AADT	EAST VOLUME	WEST VOLUME	PERCENT EAST IS OF TOTAL VOLUME	PERCENT WEST IS OF TOTAL VOLUME
8	25	2013	1	14	2403	12.33	13	19485	1570	833	65.33	34.67
8	25	2013	1	15	2386	12.25	14	19485	1584	802	66.39	33.61
7	28	2013	1	15	2378	12.20	15	19485	1575	803	66.23	33.77
7	21	2013	1	13	2374	12.18	16	19485	1497	877	63.06	36.94
9	2	2013	2	14	2372	12.17	17	19485	1709	663	72.05	27.95
8	11	2013	1	13	2352	12.07	18	19485	1491	861	63.39	36.61
8	11	2013	1	15	2352	12.07	19	19485	1405	947	59.74	40.26
7	6	2013	7	12	2330	11.96	20	19485	1220	1110	52.36	47.64
9	2	2013	2	12	2315	11.88	21	19485	1648	667	71.19	28.81
8	18	2013	1	14	2296	11.78	22	19485	1421	875	61.89	38.11
8	18	2013	1	15	2287	11.74	23	19485	1384	903	60.52	39.48
3	30	2013	7	12	2282	11.71	24	19485	1299	983	56.92	43.08
8	9	2013	6	16	2276	11.68	25	19485	989	1287	43.45	56.55
7	14	2013	1	14	2256	11.58	26	19485	1386	870	61.44	38.56
8	31	2013	7	12	2256	11.58	27	19485	825	1431	36.57	63.43
8	30	2013	6	16	2255	11.57	28	19485	935	1320	41.46	58.54
8	9	2013	6	18	2246	11.53	29	19485	1132	1114	50.40	49.60
7	6	2013	7	14	2239	11.49	30	19485	1234	1005	55.11	44.89
6	22	2013	7	13	2236	11.48	31	19485	744	1492	33.27	66.73
8	9	2013	6	17	2236	11.48	32	19485	1048	1188	46.87	53.13
7	7	2013	1	12	2231	11.45	33	19485	1529	702	68.53	31.47
7	21	2013	1	14	2224	11.41	34	19485	1437	787	64.61	35.39
8	4	2013	1	15	2219	11.39	35	19485	1346	873	60.66	39.34
10	18	2013	6	16	2219	11.39	36	19485	835	1384	37.63	62.37
3	30	2013	7	13	2218	11.38	37	19485	1168	1050	52.66	47.34
8	23	2013	6	16	2215	11.37	38	19485	966	1249	43.61	56.39
3	31	2013	1	13	2210	11.34	39	19485	1412	798	63.89	36.11
8	4	2013	1	13	2206	11.32	40	19485	1305	901	59.16	40.84
7	26	2013	6	16	2205	11.32	41	19485	928	1277	42.09	57.91
7	3	2013	4	16	2203	11.31	42	19485	930	1273	42.22	57.78
5	27	2013	2	13	2197	11.28	43	19485	1685	512	76.70	23.30
4	28	2013	1	14	2195	11.27	44	19485	1649	546	75.13	24.87
7	3	2013	4	15	2193	11.25	45	19485	897	1296	40.90	59.10
7	14	2013	1	13	2193	11.25	46	19485	1376	817	62.75	37.25
6	30	2013	1	13	2192	11.25	47	19485	1126	1066	51.37	48.63
3	9	2013	7	14	2191	11.24	48	19485	618	1573	28.21	71.79
7	26	2013	6	13	2189	11.23	49	19485	900	1289	41.11	58.89
8	23	2013	6	17	2182	11.20	50	19485	993	1189	45.51	54.49
8	31	2013	7	13	2182	11.20	51	19485	788	1394	36.11	63.89
8	18	2013	1	12	2174	11.16	52	19485	1279	895	58.83	41.17
7	5	2013	6	14	2170	11.14	53	19485	1094	1076	50.41	49.59

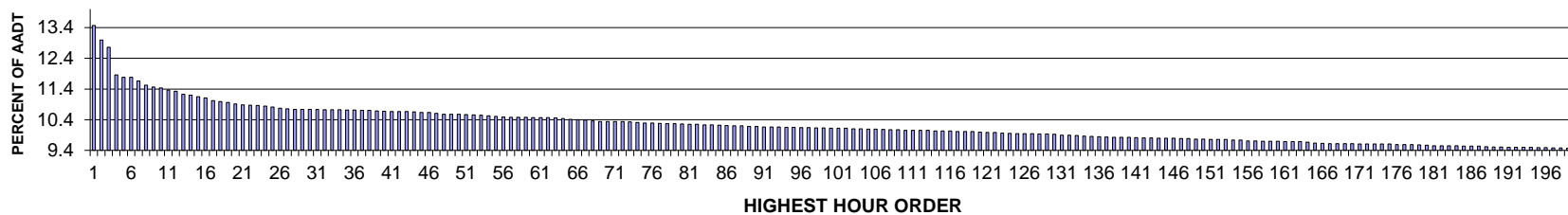
MO	DY	YR	DAY OF WK	HR	HR VOL	PERCENT OF AADT	HOUR NUMBER	AADT	EAST VOLUME	WEST VOLUME	PERCENT EAST IS OF TOTAL VOLUME	PERCENT WEST IS OF TOTAL VOLUME
7	4	2013	5	12	2166	11.12	54	19485	579	1587	26.73	73.27
9	2	2013	2	15	2158	11.08	55	19485	1594	564	73.86	26.14
8	4	2013	1	12	2156	11.06	56	19485	1245	911	57.75	42.25
7	28	2013	1	16	2153	11.05	57	19485	1418	735	65.86	34.14
8	10	2013	7	12	2153	11.05	58	19485	991	1162	46.03	53.97
5	27	2013	2	14	2152	11.04	59	19485	1670	482	77.60	22.40
8	23	2013	6	15	2147	11.02	60	19485	967	1180	45.04	54.96
7	26	2013	6	17	2145	11.01	61	19485	958	1187	44.66	55.34
7	4	2013	5	13	2144	11.00	62	19485	592	1552	27.61	72.39
7	5	2013	6	13	2143	11.00	63	19485	1092	1051	50.96	49.04
8	9	2013	6	15	2142	10.99	64	19485	951	1191	44.40	55.60
3	31	2013	1	14	2141	10.99	65	19485	1421	720	66.37	33.63
10	18	2013	6	17	2140	10.98	66	19485	895	1245	41.82	58.18
7	28	2013	1	12	2133	10.95	67	19485	1353	780	63.43	36.57
7	26	2013	6	14	2132	10.94	68	19485	938	1194	44.00	56.00
8	16	2013	6	15	2131	10.94	69	19485	932	1199	43.74	56.26
8	10	2013	7	13	2130	10.93	70	19485	1029	1101	48.31	51.69
8	16	2013	6	16	2130	10.93	71	19485	930	1200	43.66	56.34
8	30	2013	6	17	2112	10.84	72	19485	890	1222	42.14	57.86
8	4	2013	1	16	2107	10.81	73	19485	1334	773	63.31	36.69
8	11	2013	1	16	2101	10.78	74	19485	1303	798	62.02	37.98
6	30	2013	1	14	2099	10.77	75	19485	1096	1003	52.22	47.78
8	25	2013	1	12	2099	10.77	76	19485	1315	784	62.65	37.35
8	25	2013	1	16	2098	10.77	77	19485	1420	678	67.68	32.32
8	30	2013	6	18	2098	10.77	78	19485	862	1236	41.09	58.91
8	9	2013	6	14	2089	10.72	79	19485	1019	1070	48.78	51.22
9	1	2013	1	13	2087	10.71	80	19485	998	1089	47.82	52.18
7	27	2013	7	13	2078	10.66	81	19485	836	1242	40.23	59.77
8	31	2013	7	14	2077	10.66	82	19485	754	1323	36.30	63.70
6	23	2013	1	13	2073	10.64	83	19485	1435	638	69.22	30.78
8	24	2013	7	12	2071	10.63	84	19485	900	1171	43.46	56.54
3	29	2013	6	17	2067	10.61	85	19485	959	1108	46.40	53.60
7	26	2013	6	18	2067	10.61	86	19485	1010	1057	48.86	51.14
6	21	2013	6	16	2063	10.59	87	19485	904	1159	43.82	56.18
7	19	2013	6	16	2063	10.59	88	19485	932	1131	45.18	54.82
7	5	2013	6	15	2057	10.56	89	19485	1041	1016	50.61	49.39
10	4	2013	6	16	2051	10.53	90	19485	821	1230	40.03	59.97
8	3	2013	7	12	2048	10.51	91	19485	864	1184	42.19	57.81
8	2	2013	6	18	2047	10.51	92	19485	1000	1047	48.85	51.15
10	18	2013	6	18	2047	10.51	93	19485	955	1092	46.65	53.35
5	27	2013	2	15	2046	10.50	94	19485	1572	474	76.83	23.17

MO	DY	YR	DAY OF WK	HR	HR VOL	PERCENT OF AADT	HOUR NUMBER	AADT	EAST VOLUME	WEST VOLUME	PERCENT EAST IS OF TOTAL VOLUME	PERCENT WEST IS OF TOTAL VOLUME
7	5	2013	6	16	2046	10.50	95	19485	1025	1021	50.10	49.90
8	16	2013	6	18	2046	10.50	96	19485	990	1056	48.39	51.61
8	2	2013	6	17	2045	10.50	97	19485	957	1088	46.80	53.20
8	16	2013	6	17	2044	10.49	98	19485	915	1129	44.77	55.23
7	26	2013	6	15	2043	10.48	99	19485	826	1217	40.43	59.57
8	2	2013	6	16	2042	10.48	100	19485	862	1180	42.21	57.79
7	3	2013	4	14	2041	10.47	101	19485	859	1182	42.09	57.91
8	11	2013	1	12	2040	10.47	102	19485	1297	743	63.58	36.42
10	4	2013	6	17	2036	10.45	103	19485	901	1135	44.25	55.75
7	14	2013	1	16	2035	10.44	104	19485	1296	739	63.69	36.31
8	2	2013	6	15	2032	10.43	105	19485	842	1190	41.44	58.56
7	3	2013	4	17	2031	10.42	106	19485	838	1193	41.26	58.74
8	9	2013	6	13	2031	10.42	107	19485	1033	998	50.86	49.14
8	23	2013	6	13	2028	10.41	108	19485	969	1059	47.78	52.22
8	23	2013	6	18	2024	10.39	109	19485	968	1056	47.83	52.17
8	10	2013	7	14	2023	10.38	110	19485	1000	1023	49.43	50.57
7	27	2013	7	11	2021	10.37	111	19485	674	1347	33.35	66.65
8	30	2013	6	15	2016	10.35	112	19485	818	1198	40.58	59.42
7	5	2013	6	12	2015	10.34	113	19485	1026	989	50.92	49.08
7	19	2013	6	15	2015	10.34	114	19485	887	1128	44.02	55.98
7	14	2013	1	12	2013	10.33	115	19485	1166	847	57.92	42.08
3	9	2013	7	13	2012	10.33	116	19485	659	1353	32.75	67.25
8	30	2013	6	14	2011	10.32	117	19485	862	1149	42.86	57.14
7	14	2013	1	15	2010	10.32	118	19485	1245	765	61.94	38.06
7	3	2013	4	18	2007	10.30	119	19485	894	1113	44.54	55.46
7	21	2013	1	15	2007	10.30	120	19485	1260	747	62.78	37.22
7	7	2013	1	16	2006	10.30	121	19485	1311	695	65.35	34.65
4	28	2013	1	13	2001	10.27	122	19485	1459	542	72.91	27.09
7	12	2013	6	17	2001	10.27	123	19485	948	1053	47.38	52.62
8	17	2013	7	13	1999	10.26	124	19485	919	1080	45.97	54.03
8	8	2013	5	16	1998	10.25	125	19485	998	1000	49.95	50.05
7	6	2013	7	15	1996	10.24	126	19485	1126	870	56.41	43.59
7	4	2013	5	14	1995	10.24	127	19485	613	1382	30.73	69.27
7	19	2013	6	13	1993	10.23	128	19485	981	1012	49.22	50.78
9	1	2013	1	12	1993	10.23	129	19485	934	1059	46.86	53.14
9	20	2013	6	17	1993	10.23	130	19485	926	1067	46.46	53.54
3	31	2013	1	12	1990	10.21	131	19485	1215	775	61.06	38.94
7	3	2013	4	13	1987	10.20	132	19485	895	1092	45.04	54.96
7	21	2013	1	12	1987	10.20	133	19485	1261	726	63.46	36.54
8	23	2013	6	14	1986	10.19	134	19485	961	1025	48.39	51.61
2	8	2013	6	18	1981	10.17	135	19485	1175	806	59.31	40.69

MO	DY	YR	DAY OF WK	HR	HR VOL	PERCENT OF AADT	HOUR NUMBER	AADT	EAST VOLUME	WEST VOLUME	PERCENT EAST IS OF TOTAL VOLUME	PERCENT WEST IS OF TOTAL VOLUME
8	31	2013	7	11	1981	10.17	136	19485	702	1279	35.44	64.56
8	16	2013	6	13	1979	10.16	137	19485	909	1070	45.93	54.07
2	8	2013	6	14	1972	10.12	138	19485	742	1230	37.63	62.37
6	30	2013	1	15	1971	10.12	139	19485	1053	918	53.42	46.58
3	29	2013	6	16	1969	10.11	140	19485	859	1110	43.63	56.37
8	9	2013	6	12	1969	10.11	141	19485	940	1029	47.74	52.26
8	11	2013	1	17	1969	10.11	142	19485	1118	851	56.78	43.22
7	27	2013	7	14	1967	10.09	143	19485	784	1183	39.86	60.14
7	28	2013	1	17	1967	10.09	144	19485	1263	704	64.21	35.79
8	10	2013	7	15	1967	10.09	145	19485	1041	926	52.92	47.08
8	16	2013	6	14	1967	10.09	146	19485	921	1046	46.82	53.18
9	1	2013	1	14	1966	10.09	147	19485	987	979	50.20	49.80
5	5	2013	1	14	1965	10.08	148	19485	1123	842	57.15	42.85
8	30	2013	6	13	1965	10.08	149	19485	867	1098	44.12	55.88
7	19	2013	6	17	1964	10.08	150	19485	913	1051	46.49	53.51
9	13	2013	6	16	1961	10.06	151	19485	958	1003	48.85	51.15
5	24	2013	6	18	1957	10.04	152	19485	756	1201	38.63	61.37
5	24	2013	6	17	1956	10.04	153	19485	777	1179	39.72	60.28
8	11	2013	1	18	1955	10.03	154	19485	1144	811	58.52	41.48
8	17	2013	7	12	1955	10.03	155	19485	874	1081	44.71	55.29
8	18	2013	1	16	1952	10.02	156	19485	1161	791	59.48	40.52
2	9	2013	7	15	1950	10.01	157	19485	665	1285	34.10	65.90
3	9	2013	7	15	1948	10.00	158	19485	650	1298	33.37	66.63
3	30	2013	7	14	1947	9.99	159	19485	1047	900	53.78	46.22
8	31	2013	7	16	1945	9.98	160	19485	827	1118	42.52	57.48
9	8	2013	1	15	1944	9.98	161	19485	1246	698	64.09	35.91
5	24	2013	6	16	1943	9.97	162	19485	771	1172	39.68	60.32
7	5	2013	6	17	1941	9.96	163	19485	1020	921	52.55	47.45
7	12	2013	6	16	1939	9.95	164	19485	894	1045	46.11	53.89
4	28	2013	1	12	1934	9.93	165	19485	1444	490	74.66	25.34
3	29	2013	6	18	1933	9.92	166	19485	893	1040	46.20	53.80
7	13	2013	7	12	1933	9.92	167	19485	805	1128	41.65	58.35
4	26	2013	6	17	1929	9.90	168	19485	867	1062	44.95	55.05
7	19	2013	6	14	1928	9.89	169	19485	898	1030	46.58	53.42
9	20	2013	6	16	1928	9.89	170	19485	922	1006	47.82	52.18
4	28	2013	1	15	1927	9.89	171	19485	1348	579	69.95	30.05
3	8	2013	6	17	1926	9.88	172	19485	986	940	51.19	48.81
6	23	2013	1	14	1926	9.88	173	19485	1354	572	70.30	29.70
5	27	2013	2	12	1925	9.88	174	19485	1467	458	76.21	23.79
2	8	2013	6	15	1924	9.87	175	19485	701	1223	36.43	63.57
8	30	2013	6	19	1924	9.87	176	19485	680	1244	35.34	64.66

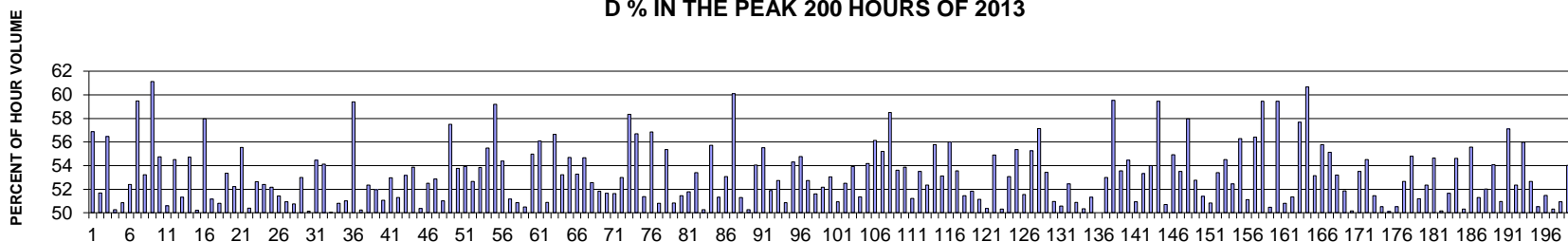
MO	DY	YR	DAY OF WK	HR	HR VOL	PERCENT OF AADT	HOUR NUMBER	AADT	EAST VOLUME	WEST VOLUME	PERCENT EAST IS OF TOTAL VOLUME	PERCENT WEST IS OF TOTAL VOLUME
2	15	2013	6	17	1922	9.86	177	19485	974	948	50.68	49.32
5	5	2013	1	13	1919	9.85	178	19485	1028	891	53.57	46.43
5	5	2013	1	17	1918	9.84	179	19485	1236	682	64.44	35.56
11	1	2013	6	18	1918	9.84	180	19485	1024	894	53.39	46.61
7	27	2013	7	16	1917	9.84	181	19485	1007	910	52.53	47.47
9	13	2013	6	17	1917	9.84	182	19485	969	948	50.55	49.45
9	6	2013	6	16	1916	9.83	183	19485	832	1084	43.42	56.58
10	11	2013	6	17	1916	9.83	184	19485	863	1053	45.04	54.96
8	3	2013	7	13	1913	9.82	185	19485	819	1094	42.81	57.19
8	24	2013	7	13	1912	9.81	186	19485	907	1005	47.44	52.56
10	18	2013	6	15	1908	9.79	187	19485	723	1185	37.89	62.11
6	16	2013	1	13	1906	9.78	188	19485	1126	780	59.08	40.92
8	4	2013	1	17	1905	9.78	189	19485	1258	647	66.04	33.96
8	24	2013	7	11	1905	9.78	190	19485	825	1080	43.31	56.69
9	13	2013	6	18	1905	9.78	191	19485	924	981	48.50	51.50
3	9	2013	7	18	1903	9.77	192	19485	1294	609	68.00	32.00
11	30	2013	7	14	1903	9.77	193	19485	929	974	48.82	51.18
6	30	2013	1	12	1902	9.76	194	19485	953	949	50.11	49.89
7	6	2013	7	16	1902	9.76	195	19485	1121	781	58.94	41.06
7	19	2013	6	12	1902	9.76	196	19485	918	984	48.26	51.74
8	22	2013	5	17	1902	9.76	197	19485	1012	890	53.21	46.79
8	22	2013	5	16	1901	9.76	198	19485	935	966	49.18	50.82
10	5	2013	7	17	1901	9.76	199	19485	843	1058	44.35	55.65
9	2	2013	2	16	1899	9.75	200	19485	1308	591	68.88	31.12

**SR 395 MP 27.20 PASCO ADC SITE B03
K FOR PEAK 200 HOURS OF 2013**



AADT= 15458 K 30 FACTOR= 10.73 K 100 FACTOR= 10.12 K 200 FACTOR= 9.46 D 30 FACTOR= 50.12

**SR 395 MP 27.20 PASCO ADC SITE B03
D % IN THE PEAK 200 HOURS OF 2013**



MO	DY	YR	DAY OF WK	HR	HR VOL	PERCENT OF AADT	HOUR NUMBER	AADT	NORTH VOLUME	SOUTH VOLUME	PERCENT NORTH IS OF TOTAL VOLUME	PERCENT SOUTH IS OF TOTAL VOLUME
12	1	2013	1	15	2082	13.47	1	15458	1184	898	56.87	43.13
12	1	2013	1	14	2010	13.00	2	15458	1039	971	51.69	48.31
8	11	2013	1	17	1973	12.76	3	15458	1114	859	56.46	43.54
8	30	2013	6	17	1834	11.86	4	15458	912	922	49.73	50.27
10	11	2013	6	16	1821	11.78	5	15458	926	895	50.85	49.15
11	27	2013	4	15	1821	11.78	6	15458	867	954	47.61	52.39
7	7	2013	1	14	1802	11.66	7	15458	730	1072	40.51	59.49
8	18	2013	1	17	1781	11.52	8	15458	948	833	53.23	46.77
7	7	2013	1	13	1773	11.47	9	15458	689	1084	38.86	61.14
12	1	2013	1	16	1768	11.44	10	15458	968	800	54.75	45.25
12	1	2013	1	13	1757	11.37	11	15458	868	889	49.40	50.60
11	27	2013	4	16	1752	11.33	12	15458	797	955	45.49	54.51

MO	DY	YR	DAY OF WK	HR	HR VOL	PERCENT OF AADT	HOUR NUMBER	AADT	NORTH VOLUME	SOUTH VOLUME	PERCENT NORTH IS OF TOTAL VOLUME	PERCENT SOUTH IS OF TOTAL VOLUME
10	20	2013	1	15	1736	11.23	13	15458	845	891	48.68	51.32
7	7	2013	1	16	1732	11.20	14	15458	784	948	45.27	54.73
8	9	2013	6	17	1723	11.15	15	15458	858	865	49.80	50.20
7	7	2013	1	15	1718	11.11	16	15458	722	996	42.03	57.97
8	18	2013	1	16	1704	11.02	17	15458	832	872	48.83	51.17
10	20	2013	1	16	1699	10.99	18	15458	836	863	49.21	50.79
10	11	2013	6	15	1694	10.96	19	15458	904	790	53.36	46.64
8	2	2013	6	15	1687	10.91	20	15458	881	806	52.22	47.78
8	11	2013	1	18	1682	10.88	21	15458	934	748	55.53	44.47
11	27	2013	4	14	1681	10.87	22	15458	847	834	50.39	49.61
8	16	2013	6	17	1678	10.86	23	15458	795	883	47.38	52.62
7	26	2013	6	14	1676	10.84	24	15458	878	798	52.39	47.61
8	30	2013	6	18	1671	10.81	25	15458	799	872	47.82	52.18
8	30	2013	6	16	1665	10.77	26	15458	809	856	48.59	51.41
4	19	2013	6	17	1661	10.75	27	15458	846	815	50.93	49.07
8	9	2013	6	16	1659	10.73	28	15458	817	842	49.25	50.75
8	18	2013	1	15	1659	10.73	29	15458	780	879	47.02	52.98
8	16	2013	6	16	1658	10.73	30	15458	827	831	49.88	50.12
10	18	2013	6	17	1658	10.73	31	15458	755	903	45.54	54.46
7	7	2013	1	17	1657	10.72	32	15458	760	897	45.87	54.13
7	26	2013	6	16	1657	10.72	33	15458	828	829	49.97	50.03
8	2	2013	6	16	1657	10.72	34	15458	842	815	50.81	49.19
8	2	2013	6	17	1655	10.71	35	15458	811	844	49.00	51.00
9	2	2013	2	15	1655	10.71	36	15458	672	983	40.60	59.40
7	28	2013	1	15	1654	10.70	37	15458	831	823	50.24	49.76
8	9	2013	6	15	1654	10.70	38	15458	866	788	52.36	47.64
5	24	2013	6	16	1653	10.69	39	15458	859	794	51.97	48.03
7	26	2013	6	15	1651	10.68	40	15458	843	808	51.06	48.94
11	27	2013	4	17	1650	10.67	41	15458	776	874	47.03	52.97
7	19	2013	6	15	1649	10.67	42	15458	846	803	51.30	48.70
8	16	2013	6	15	1649	10.67	43	15458	877	772	53.18	46.82
8	30	2013	6	15	1648	10.66	44	15458	888	760	53.88	46.12
5	24	2013	6	17	1644	10.64	45	15458	828	816	50.36	49.64
6	14	2013	6	16	1644	10.64	46	15458	781	863	47.51	52.49
6	28	2013	6	15	1640	10.61	47	15458	867	773	52.87	47.13
8	23	2013	6	16	1635	10.58	48	15458	801	834	48.99	51.01
9	2	2013	2	16	1635	10.58	49	15458	695	940	42.51	57.49
10	13	2013	1	15	1635	10.58	50	15458	756	879	46.24	53.76
6	14	2013	6	17	1634	10.57	51	15458	753	881	46.08	53.92
7	28	2013	1	16	1633	10.56	52	15458	773	860	47.34	52.66
9	20	2013	6	17	1631	10.55	53	15458	753	878	46.17	53.83

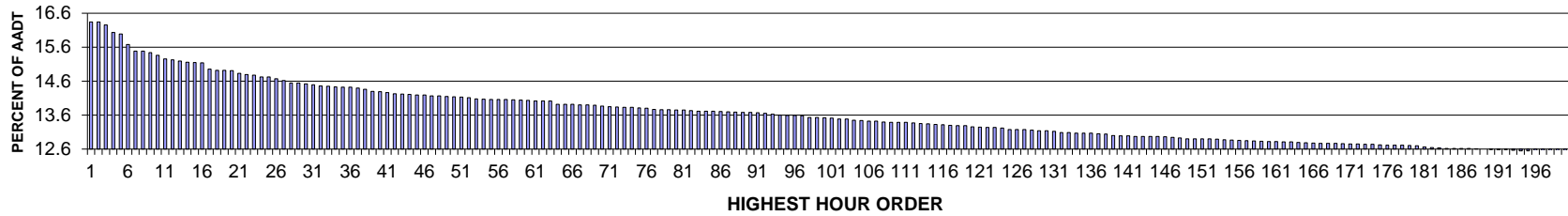
MO	DY	YR	DAY OF WK	HR	HR VOL	PERCENT OF AADT	HOUR NUMBER	AADT	NORTH VOLUME	SOUTH VOLUME	PERCENT NORTH IS OF TOTAL VOLUME	PERCENT SOUTH IS OF TOTAL VOLUME
7	28	2013	1	14	1627	10.53	54	15458	724	903	44.50	55.50
8	11	2013	1	13	1625	10.51	55	15458	663	962	40.80	59.20
10	20	2013	1	17	1622	10.49	56	15458	740	882	45.62	54.38
10	4	2013	6	16	1620	10.48	57	15458	791	829	48.83	51.17
10	11	2013	6	17	1620	10.48	58	15458	796	824	49.14	50.86
11	27	2013	4	18	1620	10.48	59	15458	802	818	49.51	50.49
6	28	2013	6	16	1619	10.47	60	15458	890	729	54.97	45.03
10	20	2013	1	14	1619	10.47	61	15458	711	908	43.92	56.08
8	9	2013	6	14	1618	10.47	62	15458	823	795	50.87	49.13
8	18	2013	1	14	1617	10.46	63	15458	701	916	43.35	56.65
5	10	2013	6	17	1614	10.44	64	15458	755	859	46.78	53.22
10	11	2013	6	14	1609	10.41	65	15458	880	729	54.69	45.31
8	11	2013	1	14	1607	10.40	66	15458	751	856	46.73	53.27
8	8	2013	5	16	1606	10.39	67	15458	728	878	45.33	54.67
7	12	2013	6	17	1602	10.36	68	15458	760	842	47.44	52.56
8	2	2013	6	14	1599	10.34	69	15458	829	770	51.84	48.16
8	25	2013	1	16	1599	10.34	70	15458	826	773	51.66	48.34
7	19	2013	6	14	1598	10.34	71	15458	825	773	51.63	48.37
8	2	2013	6	13	1598	10.34	72	15458	751	847	47.00	53.00
10	13	2013	1	13	1597	10.33	73	15458	665	932	41.64	58.36
9	27	2013	6	17	1594	10.31	74	15458	690	904	43.29	56.71
7	26	2013	6	13	1590	10.29	75	15458	773	817	48.62	51.38
11	8	2013	6	17	1590	10.29	76	15458	686	904	43.14	56.86
10	4	2013	6	17	1589	10.28	77	15458	782	807	49.21	50.79
5	17	2013	6	17	1588	10.27	78	15458	709	879	44.65	55.35
8	16	2013	6	18	1588	10.27	79	15458	807	781	50.82	49.18
6	14	2013	6	15	1586	10.26	80	15458	816	770	51.45	48.55
7	26	2013	6	17	1584	10.25	81	15458	764	820	48.23	51.77
8	23	2013	6	17	1584	10.25	82	15458	738	846	46.59	53.41
7	21	2013	1	15	1582	10.23	83	15458	787	795	49.75	50.25
11	27	2013	4	13	1581	10.23	84	15458	700	881	44.28	55.72
7	12	2013	6	16	1580	10.22	85	15458	769	811	48.67	51.33
5	17	2013	6	16	1579	10.21	86	15458	741	838	46.93	53.07
3	8	2013	6	17	1577	10.20	87	15458	629	948	39.89	60.11
8	11	2013	1	16	1577	10.20	88	15458	768	809	48.70	51.30
5	10	2013	6	16	1574	10.18	89	15458	791	783	50.25	49.75
12	1	2013	1	17	1573	10.18	90	15458	850	723	54.04	45.96
3	29	2013	6	17	1571	10.16	91	15458	699	872	44.49	55.51
8	16	2013	6	14	1571	10.16	92	15458	815	756	51.88	48.12
7	19	2013	6	17	1570	10.16	93	15458	742	828	47.26	52.74
9	13	2013	6	17	1569	10.15	94	15458	771	798	49.14	50.86

MO	DY	YR	DAY OF WK	HR	HR VOL	PERCENT OF AADT	HOUR NUMBER	AADT	NORTH VOLUME	SOUTH VOLUME	PERCENT NORTH IS OF TOTAL VOLUME	PERCENT SOUTH IS OF TOTAL VOLUME
10	13	2013	1	16	1569	10.15	95	15458	717	852	45.70	54.30
6	28	2013	6	14	1568	10.14	96	15458	859	709	54.78	45.22
10	25	2013	6	16	1568	10.14	97	15458	827	741	52.74	47.26
6	21	2013	6	17	1566	10.13	98	15458	758	808	48.40	51.60
9	20	2013	6	16	1566	10.13	99	15458	749	817	47.83	52.17
8	8	2013	5	15	1565	10.12	100	15458	735	830	46.96	53.04
10	18	2013	6	16	1565	10.12	101	15458	768	797	49.07	50.93
5	24	2013	6	15	1564	10.12	102	15458	821	743	52.49	47.51
8	4	2013	1	14	1562	10.10	103	15458	720	842	46.09	53.91
10	25	2013	6	17	1562	10.10	104	15458	760	802	48.66	51.34
10	11	2013	6	18	1560	10.09	105	15458	715	845	45.83	54.17
9	20	2013	6	18	1559	10.09	106	15458	684	875	43.87	56.13
10	13	2013	1	17	1558	10.08	107	15458	698	860	44.80	55.20
9	2	2013	2	14	1557	10.07	108	15458	646	911	41.49	58.51
9	22	2013	1	16	1556	10.07	109	15458	722	834	46.40	53.60
4	21	2013	1	17	1554	10.05	110	15458	717	837	46.14	53.86
5	24	2013	6	18	1554	10.05	111	15458	796	758	51.22	48.78
8	25	2013	1	15	1553	10.05	112	15458	722	831	46.49	53.51
11	30	2013	7	14	1553	10.05	113	15458	740	813	47.65	52.35
8	2	2013	6	12	1551	10.03	114	15458	686	865	44.23	55.77
8	9	2013	6	13	1551	10.03	115	15458	824	727	53.13	46.87
11	30	2013	7	13	1550	10.03	116	15458	682	868	44.00	56.00
3	29	2013	6	16	1548	10.01	117	15458	719	829	46.45	53.55
6	21	2013	6	16	1547	10.01	118	15458	796	751	51.45	48.55
8	4	2013	1	17	1547	10.01	119	15458	802	745	51.84	48.16
7	28	2013	1	17	1545	9.99	120	15458	790	755	51.13	48.87
7	19	2013	6	16	1543	9.98	121	15458	777	766	50.36	49.64
8	4	2013	1	13	1543	9.98	122	15458	696	847	45.11	54.89
7	21	2013	1	14	1540	9.96	123	15458	765	775	49.68	50.32
9	27	2013	6	16	1538	9.95	124	15458	722	816	46.94	53.06
10	18	2013	6	18	1537	9.94	125	15458	686	851	44.63	55.37
5	24	2013	6	13	1536	9.94	126	15458	792	744	51.56	48.44
10	13	2013	1	14	1536	9.94	127	15458	687	849	44.73	55.27
4	26	2013	6	17	1535	9.93	128	15458	658	877	42.87	57.13
8	4	2013	1	15	1535	9.93	129	15458	715	820	46.58	53.42
7	21	2013	1	16	1533	9.92	130	15458	752	781	49.05	50.95
6	28	2013	6	17	1531	9.90	131	15458	774	757	50.56	49.44
8	15	2013	5	17	1531	9.90	132	15458	728	803	47.55	52.45
8	30	2013	6	13	1529	9.89	133	15458	778	751	50.88	49.12
8	1	2013	5	15	1526	9.87	134	15458	768	758	50.33	49.67
8	4	2013	1	16	1524	9.86	135	15458	782	742	51.31	48.69

MO	DY	YR	DAY OF WK	HR	HR VOL	PERCENT OF AADT	HOUR NUMBER	AADT	NORTH VOLUME	SOUTH VOLUME	PERCENT NORTH IS OF TOTAL VOLUME	PERCENT SOUTH IS OF TOTAL VOLUME
8	9	2013	6	18	1522	9.85	136	15458	761	761	50.00	50.00
6	14	2013	6	18	1521	9.84	137	15458	715	806	47.01	52.99
3	29	2013	6	18	1520	9.83	138	15458	615	905	40.46	59.54
5	24	2013	6	14	1520	9.83	139	15458	814	706	53.55	46.45
11	8	2013	6	16	1520	9.83	140	15458	692	828	45.53	54.47
9	13	2013	6	16	1518	9.82	141	15458	745	773	49.08	50.92
6	7	2013	6	16	1517	9.81	142	15458	708	809	46.67	53.33
12	1	2013	1	12	1517	9.81	143	15458	698	819	46.01	53.99
7	7	2013	1	12	1515	9.80	144	15458	614	901	40.53	59.47
8	2	2013	6	18	1515	9.80	145	15458	747	768	49.31	50.69
8	30	2013	6	14	1515	9.80	146	15458	832	683	54.92	45.08
8	8	2013	5	17	1514	9.79	147	15458	704	810	46.50	53.50
9	2	2013	2	17	1513	9.79	148	15458	636	877	42.04	57.96
8	16	2013	6	13	1511	9.77	149	15458	714	797	47.25	52.75
11	30	2013	7	15	1510	9.77	150	15458	776	734	51.39	48.61
6	7	2013	6	15	1509	9.76	151	15458	767	742	50.83	49.17
8	1	2013	5	17	1509	9.76	152	15458	703	806	46.59	53.41
10	25	2013	6	18	1508	9.76	153	15458	686	822	45.49	54.51
4	12	2013	6	17	1506	9.74	154	15458	716	790	47.54	52.46
10	4	2013	6	18	1505	9.74	155	15458	658	847	43.72	56.28
7	26	2013	6	18	1501	9.71	156	15458	767	734	51.10	48.90
11	1	2013	6	17	1501	9.71	157	15458	654	847	43.57	56.43
8	18	2013	1	13	1500	9.70	158	15458	608	892	40.53	59.47
8	23	2013	6	15	1500	9.70	159	15458	743	757	49.53	50.47
9	2	2013	2	13	1500	9.70	160	15458	608	892	40.53	59.47
7	3	2013	4	15	1498	9.69	161	15458	737	761	49.20	50.80
8	11	2013	1	15	1498	9.69	162	15458	729	769	48.66	51.34
8	25	2013	1	13	1498	9.69	163	15458	634	864	42.32	57.68
2	15	2013	6	17	1495	9.67	164	15458	588	907	39.33	60.67
7	25	2013	5	17	1490	9.64	165	15458	698	792	46.85	53.15
7	7	2013	1	18	1488	9.63	166	15458	658	830	44.22	55.78
3	8	2013	6	16	1487	9.62	167	15458	667	820	44.86	55.14
6	16	2013	1	14	1487	9.62	168	15458	791	696	53.19	46.81
10	11	2013	6	12	1487	9.62	169	15458	716	771	48.15	51.85
11	30	2013	7	16	1487	9.62	170	15458	741	746	49.83	50.17
7	12	2013	6	14	1486	9.61	171	15458	795	691	53.50	46.50
8	15	2013	5	15	1486	9.61	172	15458	676	810	45.49	54.51
7	19	2013	6	18	1485	9.61	173	15458	721	764	48.55	51.45
7	25	2013	5	15	1485	9.61	174	15458	735	750	49.49	50.51
10	6	2013	1	16	1485	9.61	175	15458	744	741	50.10	49.90
7	3	2013	4	17	1483	9.59	176	15458	749	734	50.51	49.49

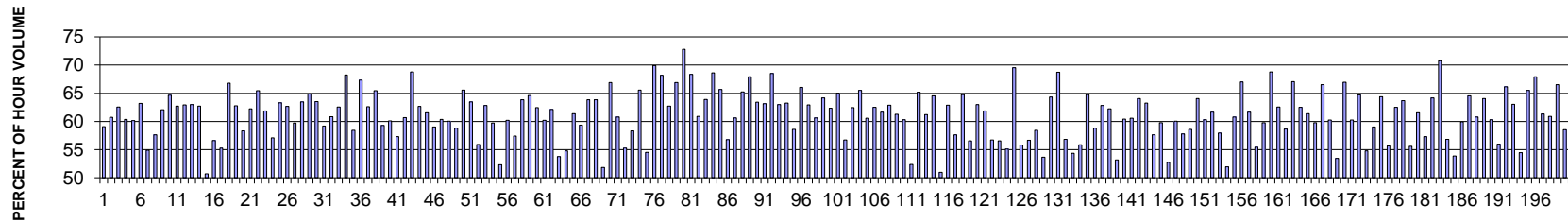
MO	DY	YR	DAY OF WK	HR	HR VOL	PERCENT OF AADT	HOUR NUMBER	AADT	NORTH VOLUME	SOUTH VOLUME	PERCENT NORTH IS OF TOTAL VOLUME	PERCENT SOUTH IS OF TOTAL VOLUME
10	25	2013	6	15	1483	9.59	177	15458	781	702	52.66	47.34
5	10	2013	6	18	1482	9.59	178	15458	670	812	45.21	54.79
8	1	2013	5	16	1481	9.58	179	15458	723	758	48.82	51.18
4	28	2013	1	16	1480	9.57	180	15458	775	705	52.36	47.64
2	15	2013	6	16	1477	9.55	181	15458	670	807	45.36	54.64
7	19	2013	6	13	1477	9.55	182	15458	741	736	50.17	49.83
10	11	2013	6	13	1477	9.55	183	15458	763	714	51.66	48.34
7	12	2013	6	15	1476	9.55	184	15458	806	670	54.61	45.39
6	23	2013	1	15	1475	9.54	185	15458	733	742	49.69	50.31
4	28	2013	1	17	1474	9.54	186	15458	819	655	55.56	44.44
7	28	2013	1	18	1474	9.54	187	15458	756	718	51.29	48.71
5	10	2013	6	15	1471	9.52	188	15458	765	706	52.01	47.99
7	28	2013	1	13	1470	9.51	189	15458	675	795	45.92	54.08
8	4	2013	1	18	1470	9.51	190	15458	749	721	50.95	49.05
7	28	2013	1	12	1469	9.50	191	15458	630	839	42.89	57.11
9	13	2013	6	18	1469	9.50	192	15458	700	769	47.65	52.35
4	12	2013	6	16	1468	9.50	193	15458	822	646	55.99	44.01
6	21	2013	6	14	1468	9.50	194	15458	773	695	52.66	47.34
6	21	2013	6	15	1467	9.49	195	15458	741	726	50.51	49.49
8	23	2013	6	14	1467	9.49	196	15458	755	712	51.47	48.53
8	25	2013	1	17	1465	9.48	197	15458	737	728	50.31	49.69
10	6	2013	1	15	1465	9.48	198	15458	746	719	50.92	49.08
4	7	2013	1	16	1464	9.47	199	15458	791	673	54.03	45.97
10	27	2013	1	16	1463	9.46	200	15458	712	751	48.67	51.33

SR 090 MP 82.70 CLE ELUM ADC SITE B04
K FOR PEAK 200 HOURS OF 2013
Recreational Site



AADT= 29082 K 30 FACTOR= 14.52 K 100 FACTOR= 13.52 K 200 FACTOR= 12.51 D 100 FACTOR= 62.33

SR 090 MP 82.70 CLE ELUM ADC SITE B04
D % IN THE PEAK 200 HOURS OF 2013



MO	DY	YR	DAY OF WK	HR	HR VOL	PERCENT OF AADT	HOUR NUMBER	AADT	EAST VOLUME	WEST VOLUME	PERCENT EAST IS OF TOTAL VOLUME	PERCENT WEST IS OF TOTAL VOLUME
8	18	2013	1	14	4753	16.34	1	29082	1944	2809	40.90	59.10
8	18	2013	1	15	4753	16.34	2	29082	1865	2888	39.24	60.76
7	28	2013	1	13	4726	16.25	3	29082	1770	2956	37.45	62.55
8	18	2013	1	16	4663	16.03	4	29082	1847	2816	39.61	60.39
8	11	2013	1	14	4650	15.99	5	29082	1854	2796	39.87	60.13
7	21	2013	1	14	4561	15.68	6	29082	1677	2884	36.77	63.23
8	18	2013	1	13	4503	15.48	7	29082	2032	2471	45.13	54.87
8	11	2013	1	15	4501	15.48	8	29082	1907	2594	42.37	57.63
7	7	2013	1	13	4491	15.44	9	29082	1702	2789	37.90	62.10
8	25	2013	1	15	4466	15.36	10	29082	1578	2888	35.33	64.67
7	7	2013	1	14	4436	15.25	11	29082	1653	2783	37.26	62.74
8	25	2013	1	14	4429	15.23	12	29082	1642	2787	37.07	62.93

MO	DY	YR	DAY OF WK	HR	HR VOL	PERCENT OF AADT	HOUR NUMBER	AADT	EAST VOLUME	WEST VOLUME	PERCENT EAST IS OF TOTAL VOLUME	PERCENT WEST IS OF TOTAL VOLUME
7	21	2013	1	15	4417	15.19	13	29082	1634	2783	36.99	63.01
8	25	2013	1	13	4408	15.16	14	29082	1642	2766	37.25	62.75
11	27	2013	4	15	4405	15.15	15	29082	2234	2171	50.72	49.28
8	11	2013	1	13	4404	15.14	16	29082	1911	2493	43.39	56.61
11	27	2013	4	16	4349	14.95	17	29082	2404	1945	55.28	44.72
9	2	2013	2	11	4340	14.92	18	29082	1440	2900	33.18	66.82
5	24	2013	6	15	4338	14.92	19	29082	2723	1615	62.77	37.23
8	16	2013	6	15	4335	14.91	20	29082	2529	1806	58.34	41.66
7	7	2013	1	15	4314	14.83	21	29082	1628	2686	37.74	62.26
8	4	2013	1	15	4300	14.79	22	29082	1486	2814	34.56	65.44
7	7	2013	1	12	4299	14.78	23	29082	1639	2660	38.13	61.87
8	17	2013	7	14	4280	14.72	24	29082	2444	1836	57.10	42.90
8	18	2013	1	17	4280	14.72	25	29082	1570	2710	36.68	63.32
8	31	2013	7	12	4266	14.67	26	29082	2673	1593	62.66	37.34
7	21	2013	1	13	4253	14.62	27	29082	1713	2540	40.28	59.72
6	21	2013	6	16	4232	14.55	28	29082	2686	1546	63.47	36.53
5	24	2013	6	13	4230	14.55	29	29082	2744	1486	64.87	35.13
8	31	2013	7	11	4224	14.52	30	29082	2683	1541	63.52	36.48
8	31	2013	7	13	4215	14.49	31	29082	2495	1720	59.19	40.81
7	28	2013	1	14	4205	14.46	32	29082	1647	2558	39.17	60.83
5	24	2013	6	14	4203	14.45	33	29082	2629	1574	62.55	37.45
9	15	2013	1	14	4196	14.43	34	29082	1331	2865	31.72	68.28
7	26	2013	6	15	4194	14.42	35	29082	2450	1744	58.42	41.58
9	15	2013	1	13	4193	14.42	36	29082	1370	2823	32.67	67.33
8	30	2013	6	13	4188	14.40	37	29082	2622	1566	62.61	37.39
5	24	2013	6	17	4175	14.36	38	29082	2734	1441	65.49	34.51
6	21	2013	6	14	4158	14.30	39	29082	2465	1693	59.28	40.72
6	23	2013	1	14	4156	14.29	40	29082	1659	2497	39.92	60.08
7	26	2013	6	14	4146	14.26	41	29082	2376	1770	57.31	42.69
7	21	2013	1	16	4138	14.23	42	29082	1627	2511	39.32	60.68
5	24	2013	6	19	4136	14.22	43	29082	2846	1290	68.81	31.19
7	7	2013	1	16	4133	14.21	44	29082	1543	2590	37.33	62.67
7	14	2013	1	15	4128	14.19	45	29082	1587	2541	38.44	61.56
8	16	2013	6	13	4126	14.19	46	29082	2436	1690	59.04	40.96
8	4	2013	1	14	4122	14.17	47	29082	1633	2489	39.62	60.38
8	30	2013	6	16	4120	14.17	48	29082	2475	1645	60.07	39.93
7	21	2013	1	12	4115	14.15	49	29082	1695	2420	41.19	58.81
5	25	2013	7	12	4112	14.14	50	29082	2697	1415	65.59	34.41
6	16	2013	1	16	4109	14.13	51	29082	1500	2609	36.51	63.49
8	4	2013	1	13	4103	14.11	52	29082	1809	2294	44.09	55.91
7	28	2013	1	15	4095	14.08	53	29082	1521	2574	37.14	62.86

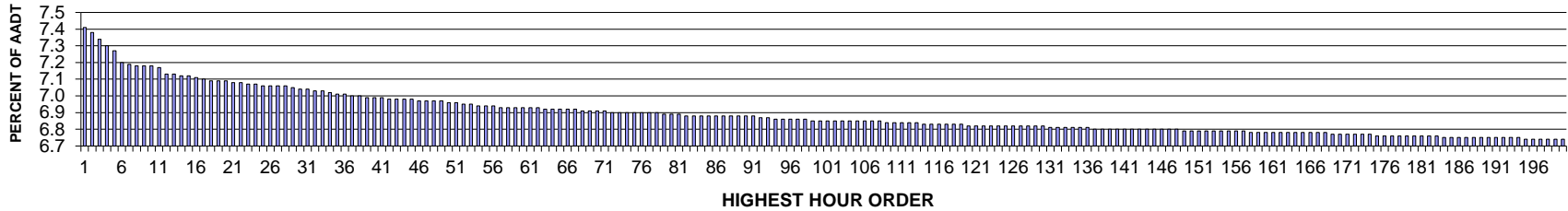
MO	DY	YR	DAY OF WK	HR	HR VOL	PERCENT OF AADT	HOUR NUMBER	AADT	EAST VOLUME	WEST VOLUME	PERCENT EAST IS OF TOTAL VOLUME	PERCENT WEST IS OF TOTAL VOLUME
7	28	2013	1	12	4091	14.07	54	29082	1647	2444	40.26	59.74
7	19	2013	6	15	4089	14.06	55	29082	2139	1950	52.31	47.69
6	23	2013	1	15	4088	14.06	56	29082	1627	2461	39.80	60.20
11	30	2013	7	15	4088	14.06	57	29082	1742	2346	42.61	57.39
6	30	2013	1	12	4087	14.05	58	29082	1477	2610	36.14	63.86
10	20	2013	1	16	4083	14.04	59	29082	1444	2639	35.37	64.63
5	24	2013	6	16	4079	14.03	60	29082	2548	1531	62.47	37.53
6	28	2013	6	14	4078	14.02	61	29082	2455	1623	60.20	39.80
8	25	2013	1	17	4078	14.02	62	29082	1543	2535	37.84	62.16
8	18	2013	1	12	4077	14.02	63	29082	1885	2192	46.23	53.77
8	16	2013	6	14	4049	13.92	64	29082	2219	1830	54.80	45.20
8	30	2013	6	18	4049	13.92	65	29082	2486	1563	61.40	38.60
8	17	2013	7	12	4048	13.92	66	29082	2403	1645	59.36	40.64
6	16	2013	1	15	4043	13.90	67	29082	1462	2581	36.16	63.84
8	4	2013	1	16	4043	13.90	68	29082	1461	2582	36.14	63.86
11	27	2013	4	14	4040	13.89	69	29082	1947	2093	48.19	51.81
10	13	2013	1	15	4034	13.87	70	29082	1335	2699	33.09	66.91
8	30	2013	6	17	4027	13.85	71	29082	2449	1578	60.81	39.19
7	19	2013	6	16	4026	13.84	72	29082	2226	1800	55.29	44.71
7	26	2013	6	13	4022	13.83	73	29082	2347	1675	58.35	41.65
10	13	2013	1	16	4021	13.83	74	29082	1385	2636	34.44	65.56
11	30	2013	7	14	4017	13.81	75	29082	1828	2189	45.51	54.49
6	22	2013	7	11	4014	13.80	76	29082	2806	1208	69.91	30.09
10	13	2013	1	17	4004	13.77	77	29082	1274	2730	31.82	68.18
7	14	2013	1	16	4003	13.76	78	29082	1493	2510	37.30	62.70
5	24	2013	6	18	4002	13.76	79	29082	2678	1324	66.92	33.08
5	24	2013	6	20	4000	13.75	80	29082	2913	1087	72.83	27.18
6	28	2013	6	18	3998	13.75	81	29082	2733	1265	68.36	31.64
8	25	2013	1	16	3993	13.73	82	29082	1562	2431	39.12	60.88
9	20	2013	6	15	3990	13.72	83	29082	2550	1440	63.91	36.09
5	24	2013	6	12	3989	13.72	84	29082	2737	1252	68.61	31.39
9	20	2013	6	16	3989	13.72	85	29082	2619	1370	65.66	34.34
8	16	2013	6	16	3988	13.71	86	29082	2263	1725	56.75	43.25
8	25	2013	1	12	3984	13.70	87	29082	1569	2415	39.38	60.62
7	28	2013	1	18	3980	13.69	88	29082	1383	2597	34.75	65.25
9	15	2013	1	12	3978	13.68	89	29082	1275	2703	32.05	67.95
10	11	2013	6	15	3977	13.68	90	29082	2522	1455	63.41	36.59
7	21	2013	1	17	3975	13.67	91	29082	1465	2510	36.86	63.14
5	5	2013	1	17	3971	13.65	92	29082	1250	2721	31.48	68.52
7	28	2013	1	17	3963	13.63	93	29082	1466	2497	36.99	63.01
8	5	2013	2	14	3955	13.60	94	29082	1454	2501	36.76	63.24

MO	DY	YR	DAY OF WK	HR	HR VOL	PERCENT OF AADT	HOUR NUMBER	AADT	EAST VOLUME	WEST VOLUME	PERCENT EAST IS OF TOTAL VOLUME	PERCENT WEST IS OF TOTAL VOLUME
8	18	2013	1	18	3953	13.59	95	29082	1636	2317	41.39	58.61
10	11	2013	6	14	3952	13.59	96	29082	2610	1342	66.04	33.96
7	14	2013	1	14	3949	13.58	97	29082	1464	2485	37.07	62.93
7	26	2013	6	16	3936	13.53	98	29082	2386	1550	60.62	39.38
9	15	2013	1	15	3936	13.53	99	29082	1410	2526	35.82	64.18
6	16	2013	1	17	3932	13.52	100	29082	1481	2451	37.67	62.33
10	20	2013	1	15	3928	13.51	101	29082	1374	2554	34.98	65.02
8	11	2013	1	17	3924	13.49	102	29082	1699	2225	43.30	56.70
8	4	2013	1	17	3923	13.49	103	29082	1472	2451	37.52	62.48
10	20	2013	1	17	3911	13.45	104	29082	1349	2562	34.49	65.51
6	16	2013	1	14	3909	13.44	105	29082	1540	2369	39.40	60.60
6	21	2013	6	12	3904	13.42	106	29082	2441	1463	62.53	37.47
6	28	2013	6	13	3903	13.42	107	29082	2406	1497	61.64	38.36
6	30	2013	1	15	3897	13.40	108	29082	1447	2450	37.13	62.87
8	17	2013	7	11	3895	13.39	109	29082	2386	1509	61.26	38.74
5	27	2013	2	13	3893	13.39	110	29082	1545	2348	39.69	60.31
8	11	2013	1	12	3893	13.39	111	29082	1855	2038	47.65	52.35
9	15	2013	1	16	3887	13.37	112	29082	1353	2534	34.81	65.19
6	28	2013	6	16	3882	13.35	113	29082	2377	1505	61.23	38.77
6	28	2013	6	17	3880	13.34	114	29082	2504	1376	64.54	35.46
7	19	2013	6	14	3877	13.33	115	29082	1900	1977	49.01	50.99
6	30	2013	1	13	3873	13.32	116	29082	1437	2436	37.10	62.90
11	27	2013	4	17	3869	13.30	117	29082	2230	1639	57.64	42.36
6	30	2013	1	16	3864	13.29	118	29082	1362	2502	35.25	64.75
8	2	2013	6	15	3864	13.29	119	29082	2185	1679	56.55	43.45
10	11	2013	6	16	3857	13.26	120	29082	2430	1427	63.00	37.00
7	26	2013	6	17	3853	13.25	121	29082	2383	1470	61.85	38.15
6	23	2013	1	13	3851	13.24	122	29082	1666	2185	43.26	56.74
8	2	2013	6	14	3851	13.24	123	29082	2179	1672	56.58	43.42
8	31	2013	7	14	3845	13.22	124	29082	2118	1727	55.08	44.92
5	5	2013	1	16	3833	13.18	125	29082	1167	2666	30.45	69.55
8	23	2013	6	15	3833	13.18	126	29082	2138	1695	55.78	44.22
8	16	2013	6	17	3832	13.18	127	29082	2172	1660	56.68	43.32
6	14	2013	6	16	3827	13.16	128	29082	2236	1591	58.43	41.57
8	23	2013	6	14	3822	13.14	129	29082	2051	1771	53.66	46.34
8	30	2013	6	12	3820	13.14	130	29082	2458	1362	64.35	35.65
5	25	2013	7	11	3816	13.12	131	29082	2624	1192	68.76	31.24
8	23	2013	6	16	3807	13.09	132	29082	2164	1643	56.84	43.16
7	19	2013	6	13	3806	13.09	133	29082	2068	1738	54.34	45.66
6	16	2013	1	13	3802	13.07	134	29082	1679	2123	44.16	55.84
6	9	2013	1	16	3800	13.07	135	29082	1340	2460	35.26	64.74

MO	DY	YR	DAY OF WK	HR	HR VOL	PERCENT OF AADT	HOUR NUMBER	AADT	EAST VOLUME	WEST VOLUME	PERCENT EAST IS OF TOTAL VOLUME	PERCENT WEST IS OF TOTAL VOLUME
9	2	2013	2	15	3800	13.07	136	29082	1566	2234	41.21	58.79
5	12	2013	1	16	3796	13.05	137	29082	1411	2385	37.17	62.83
7	7	2013	1	17	3791	13.04	138	29082	1431	2360	37.75	62.25
4	7	2013	1	16	3780	13.00	139	29082	1769	2011	46.80	53.20
6	14	2013	6	17	3779	12.99	140	29082	2284	1495	60.44	39.56
10	13	2013	1	18	3778	12.99	141	29082	1490	2288	39.44	60.56
5	12	2013	1	17	3773	12.97	142	29082	1355	2418	35.91	64.09
7	14	2013	1	17	3773	12.97	143	29082	1387	2386	36.76	63.24
8	2	2013	6	13	3771	12.97	144	29082	2173	1598	57.62	42.38
10	27	2013	1	16	3771	12.97	145	29082	1516	2255	40.20	59.80
8	11	2013	1	16	3768	12.96	146	29082	1781	1987	47.27	52.73
8	30	2013	6	19	3765	12.95	147	29082	2261	1504	60.05	39.95
4	21	2013	1	17	3761	12.93	148	29082	1588	2173	42.22	57.78
4	21	2013	1	16	3753	12.90	149	29082	1555	2198	41.43	58.57
5	19	2013	1	16	3753	12.90	150	29082	1349	2404	35.94	64.06
7	28	2013	1	16	3752	12.90	151	29082	1489	2263	39.69	60.31
8	4	2013	1	18	3751	12.90	152	29082	1439	2312	38.36	61.64
6	21	2013	6	13	3749	12.89	153	29082	2172	1577	57.94	42.06
11	30	2013	7	13	3745	12.88	154	29082	1946	1799	51.96	48.04
11	30	2013	7	16	3744	12.87	155	29082	1468	2276	39.21	60.79
4	14	2013	1	17	3739	12.86	156	29082	1233	2506	32.98	67.02
5	12	2013	1	18	3738	12.85	157	29082	1433	2305	38.34	61.66
6	14	2013	6	15	3735	12.84	158	29082	2071	1664	55.45	44.55
9	2	2013	2	14	3731	12.83	159	29082	1501	2230	40.23	59.77
5	5	2013	1	15	3727	12.82	160	29082	1164	2563	31.23	68.77
10	11	2013	6	13	3727	12.82	161	29082	2332	1395	62.57	37.43
8	11	2013	1	18	3725	12.81	162	29082	1541	2184	41.37	58.63
7	7	2013	1	18	3724	12.81	163	29082	1226	2498	32.92	67.08
6	30	2013	1	11	3723	12.80	164	29082	1395	2328	37.47	62.53
6	21	2013	6	17	3719	12.79	165	29082	2282	1437	61.36	38.64
7	26	2013	6	12	3718	12.78	166	29082	2223	1495	59.79	40.21
5	5	2013	1	18	3714	12.77	167	29082	1242	2472	33.44	66.56
8	2	2013	6	17	3714	12.77	168	29082	2238	1476	60.26	39.74
8	4	2013	1	12	3713	12.77	169	29082	1729	1984	46.57	53.43
10	11	2013	6	12	3711	12.76	170	29082	2486	1225	66.99	33.01
10	27	2013	1	17	3708	12.75	171	29082	1473	2235	39.72	60.28
10	13	2013	1	14	3707	12.75	172	29082	1309	2398	35.31	64.69
7	14	2013	1	13	3705	12.74	173	29082	1675	2030	45.21	54.79
8	23	2013	6	17	3704	12.74	174	29082	2186	1518	59.02	40.98
6	9	2013	1	15	3702	12.73	175	29082	1319	2383	35.63	64.37
8	23	2013	6	13	3700	12.72	176	29082	2058	1642	55.62	44.38

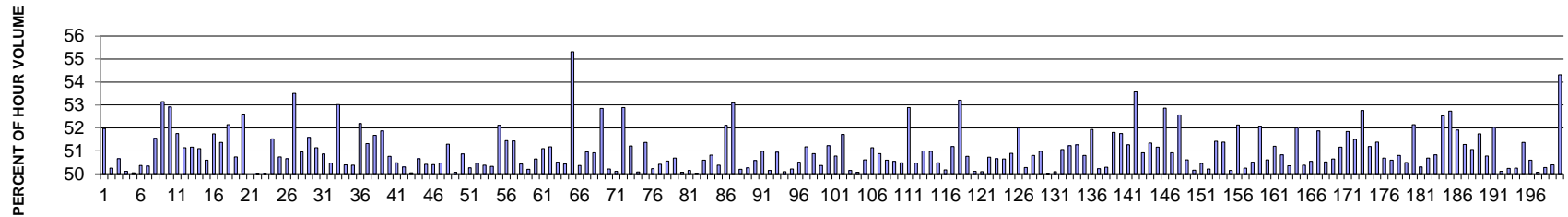
MO	DY	YR	DAY OF WK	HR	HR VOL	PERCENT OF AADT	HOUR NUMBER	AADT	EAST VOLUME	WEST VOLUME	PERCENT EAST IS OF TOTAL VOLUME	PERCENT WEST IS OF TOTAL VOLUME
10	11	2013	6	17	3700	12.72	177	29082	2313	1387	62.51	37.49
6	28	2013	6	12	3699	12.72	178	29082	2355	1344	63.67	36.33
9	1	2013	1	12	3695	12.71	179	29082	2054	1641	55.59	44.41
10	6	2013	1	16	3692	12.70	180	29082	1420	2272	38.46	61.54
8	2	2013	6	16	3681	12.66	181	29082	2109	1572	57.29	42.71
10	6	2013	1	17	3679	12.65	182	29082	1319	2360	35.85	64.15
5	27	2013	2	11	3677	12.64	183	29082	1075	2602	29.24	70.76
9	2	2013	2	12	3671	12.62	184	29082	1586	2085	43.20	56.80
10	13	2013	1	19	3671	12.62	185	29082	1694	1977	46.15	53.85
7	14	2013	1	18	3669	12.62	186	29082	1471	2198	40.09	59.91
8	30	2013	6	20	3669	12.62	187	29082	2369	1300	64.57	35.43
6	14	2013	6	18	3668	12.61	188	29082	2231	1437	60.82	39.18
6	16	2013	1	18	3663	12.60	189	29082	1316	2347	35.93	64.07
3	31	2013	1	18	3662	12.59	190	29082	1454	2208	39.71	60.29
7	19	2013	6	17	3659	12.58	191	29082	2048	1611	55.97	44.03
6	30	2013	1	17	3658	12.58	192	29082	1237	2421	33.82	66.18
4	28	2013	1	17	3656	12.57	193	29082	1351	2305	36.95	63.05
9	1	2013	1	14	3650	12.55	194	29082	1663	1987	45.56	54.44
9	2	2013	2	17	3650	12.55	195	29082	1259	2391	34.49	65.51
6	30	2013	1	18	3648	12.54	196	29082	1170	2478	32.07	67.93
4	28	2013	1	16	3647	12.54	197	29082	1411	2236	38.69	61.31
7	21	2013	1	18	3643	12.53	198	29082	1424	2219	39.09	60.91
5	25	2013	7	13	3641	12.52	199	29082	2423	1218	66.55	33.45
6	30	2013	1	14	3638	12.51	200	29082	1509	2129	41.48	58.52

**SR 405 MP 9.26 BELLEVUE ADC SITE D1
K FOR PEAK 200 HOURS OF 2013**



AADT= 147399 K 30 FACTOR= 7.04 K 100 FACTOR= 6.85 K 200 FACTOR= 6.74 D 30 FACTOR= 51.14

**SR 405 MP 9.26 BELLEVUE ADC SITE D1
D % IN THE PEAK 200 HOURS OF 2013**



MO	DY	YR	DAY OF WK	HR	HR VOL	PERCENT OF AADT	HOUR NUMBER	AADT	EAST VOLUME	WEST VOLUME	PERCENT EAST IS OF TOTAL VOLUME	PERCENT WEST IS OF TOTAL VOLUME
6	8	2013	7	14	10921	7.41	1	147399	5676	5245	51.97	48.03
9	21	2013	7	13	10871	7.38	2	147399	5463	5408	50.25	49.75
10	12	2013	7	13	10814	7.34	3	147399	5478	5336	50.66	49.34
6	15	2013	7	13	10753	7.30	4	147399	5387	5366	50.10	49.90
2	16	2013	7	14	10711	7.27	5	147399	5360	5351	50.04	49.96
8	17	2013	7	13	10618	7.20	6	147399	5271	5347	49.64	50.36
10	5	2013	7	16	10595	7.19	7	147399	5334	5261	50.34	49.66
9	21	2013	7	12	10582	7.18	8	147399	5455	5127	51.55	48.45
12	14	2013	7	14	10582	7.18	9	147399	5623	4959	53.14	46.86
4	6	2013	7	13	10579	7.18	10	147399	5597	4982	52.91	47.09
12	14	2013	7	15	10567	7.17	11	147399	5469	5098	51.76	48.24
6	14	2013	6	16	10515	7.13	12	147399	5376	5139	51.13	48.87

MO	DY	YR	DAY OF WK	HR	HR VOL	PERCENT OF AADT	HOUR NUMBER	AADT	EAST VOLUME	WEST VOLUME	PERCENT EAST IS OF TOTAL VOLUME	PERCENT WEST IS OF TOTAL VOLUME
8	24	2013	7	14	10506	7.13	13	147399	5375	5131	51.16	48.84
10	5	2013	7	15	10499	7.12	14	147399	5365	5134	51.10	48.90
8	24	2013	7	13	10492	7.12	15	147399	5309	5183	50.60	49.40
9	14	2013	7	12	10486	7.11	16	147399	5425	5061	51.74	48.26
5	11	2013	7	17	10466	7.10	17	147399	5376	5090	51.37	48.63
5	12	2013	1	14	10453	7.09	18	147399	5450	5003	52.14	47.86
6	15	2013	7	14	10451	7.09	19	147399	5302	5149	50.73	49.27
6	1	2013	7	14	10448	7.09	20	147399	5496	4952	52.60	47.40
5	11	2013	7	14	10443	7.08	21	147399	5222	5221	50.00	50.00
5	11	2013	7	13	10437	7.08	22	147399	5217	5220	49.99	50.01
8	17	2013	7	12	10416	7.07	23	147399	5210	5206	50.02	49.98
9	14	2013	7	13	10416	7.07	24	147399	5366	5050	51.52	48.48
4	27	2013	7	17	10409	7.06	25	147399	5280	5129	50.73	49.27
4	5	2013	6	16	10406	7.06	26	147399	5134	5272	49.34	50.66
6	15	2013	7	12	10402	7.06	27	147399	5565	4837	53.50	46.50
2	8	2013	6	16	10400	7.06	28	147399	5100	5300	49.04	50.96
6	16	2013	1	14	10397	7.05	29	147399	5363	5034	51.58	48.42
2	9	2013	7	14	10372	7.04	30	147399	5304	5068	51.14	48.86
4	27	2013	7	13	10371	7.04	31	147399	5276	5095	50.87	49.13
6	8	2013	7	13	10363	7.03	32	147399	5229	5134	50.46	49.54
10	12	2013	7	12	10356	7.03	33	147399	5490	4866	53.01	46.99
10	11	2013	6	16	10345	7.02	34	147399	5132	5213	49.61	50.39
2	16	2013	7	13	10330	7.01	35	147399	5204	5126	50.38	49.62
9	15	2013	1	14	10329	7.01	36	147399	4938	5391	47.81	52.19
6	7	2013	6	16	10323	7.00	37	147399	5297	5026	51.31	48.69
9	14	2013	7	11	10315	7.00	38	147399	5330	4985	51.67	48.33
4	20	2013	7	13	10310	6.99	39	147399	5348	4962	51.87	48.13
2	16	2013	7	15	10298	6.99	40	147399	5227	5071	50.76	49.24
9	15	2013	1	15	10296	6.99	41	147399	5197	5099	50.48	49.52
6	16	2013	1	15	10289	6.98	42	147399	5175	5114	50.30	49.70
8	31	2013	7	12	10289	6.98	43	147399	5149	5140	50.04	49.96
4	20	2013	7	14	10285	6.98	44	147399	5210	5075	50.66	49.34
6	21	2013	6	16	10285	6.98	45	147399	5185	5100	50.41	49.59
6	15	2013	7	17	10280	6.97	46	147399	5181	5099	50.40	49.60
8	31	2013	7	14	10274	6.97	47	147399	5184	5090	50.46	49.54
9	7	2013	7	13	10274	6.97	48	147399	5270	5004	51.29	48.71
4	20	2013	7	15	10273	6.97	49	147399	5129	5144	49.93	50.07
8	18	2013	1	14	10264	6.96	50	147399	5221	5043	50.87	49.13
8	3	2013	7	15	10253	6.96	51	147399	5153	5100	50.26	49.74
6	15	2013	7	16	10251	6.95	52	147399	5174	5077	50.47	49.53
6	16	2013	1	13	10244	6.95	53	147399	5084	5160	49.63	50.37

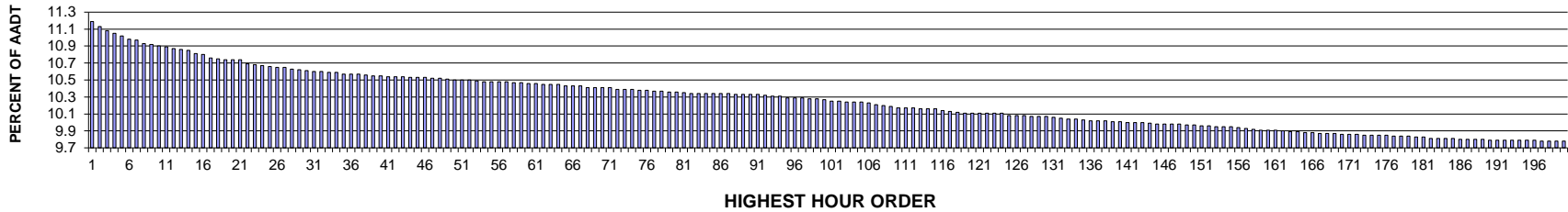
MO	DY	YR	DAY OF WK	HR	HR VOL	PERCENT OF AADT	HOUR NUMBER	AADT	EAST VOLUME	WEST VOLUME	PERCENT EAST IS OF TOTAL VOLUME	PERCENT WEST IS OF TOTAL VOLUME
8	3	2013	7	13	10236	6.94	54	147399	5151	5085	50.32	49.68
4	6	2013	7	16	10231	6.94	55	147399	5331	4900	52.11	47.89
12	14	2013	7	13	10225	6.94	56	147399	5260	4965	51.44	48.56
8	17	2013	7	14	10219	6.93	57	147399	5256	4963	51.43	48.57
6	1	2013	7	17	10218	6.93	58	147399	5065	5153	49.57	50.43
8	23	2013	6	17	10216	6.93	59	147399	5127	5089	50.19	49.81
8	23	2013	6	15	10213	6.93	60	147399	5172	5041	50.64	49.36
9	20	2013	6	17	10212	6.93	61	147399	5218	4994	51.10	48.90
8	3	2013	7	14	10210	6.93	62	147399	4985	5225	48.82	51.18
8	31	2013	7	13	10204	6.92	63	147399	5153	5051	50.50	49.50
12	14	2013	7	16	10204	6.92	64	147399	5146	5058	50.43	49.57
4	6	2013	7	12	10202	6.92	65	147399	5644	4558	55.32	44.68
8	17	2013	7	17	10200	6.92	66	147399	5137	5063	50.36	49.64
10	26	2013	7	16	10196	6.92	67	147399	5000	5196	49.04	50.96
6	15	2013	7	18	10190	6.91	68	147399	5188	5002	50.91	49.09
2	23	2013	7	13	10183	6.91	69	147399	5382	4801	52.85	47.15
6	15	2013	7	15	10181	6.91	70	147399	5112	5069	50.21	49.79
6	14	2013	6	18	10180	6.91	71	147399	5080	5100	49.90	50.10
2	18	2013	2	17	10173	6.90	72	147399	4793	5380	47.11	52.89
10	26	2013	7	13	10172	6.90	73	147399	5209	4963	51.21	48.79
10	26	2013	7	17	10171	6.90	74	147399	5077	5094	49.92	50.08
4	5	2013	6	15	10170	6.90	75	147399	4946	5224	48.63	51.37
2	9	2013	7	17	10166	6.90	76	147399	5105	5061	50.22	49.78
8	8	2013	5	16	10166	6.90	77	147399	5125	5041	50.41	49.59
4	27	2013	7	16	10165	6.90	78	147399	5138	5027	50.55	49.45
2	9	2013	7	15	10163	6.89	79	147399	5152	5011	50.69	49.31
6	1	2013	7	15	10160	6.89	80	147399	5087	5073	50.07	49.93
8	18	2013	1	13	10154	6.89	81	147399	5063	5091	49.86	50.14
5	3	2013	6	16	10147	6.88	82	147399	5077	5070	50.03	49.97
9	7	2013	7	17	10144	6.88	83	147399	5133	5011	50.60	49.40
4	27	2013	7	15	10142	6.88	84	147399	5153	4989	50.81	49.19
5	11	2013	7	15	10142	6.88	85	147399	5110	5032	50.38	49.62
2	2	2013	7	17	10141	6.88	86	147399	4856	5285	47.88	52.12
2	9	2013	7	13	10141	6.88	87	147399	5384	4757	53.09	46.91
12	19	2013	5	16	10139	6.88	88	147399	5049	5090	49.80	50.20
10	19	2013	7	15	10138	6.88	89	147399	5095	5043	50.26	49.74
6	22	2013	7	12	10135	6.88	90	147399	5126	5009	50.58	49.42
10	31	2013	5	17	10134	6.88	91	147399	4968	5166	49.02	50.98
5	31	2013	6	16	10130	6.87	92	147399	5051	5079	49.86	50.14
10	26	2013	7	14	10120	6.87	93	147399	5155	4965	50.94	49.06
8	24	2013	7	17	10118	6.86	94	147399	5068	5050	50.09	49.91

MO	DY	YR	DAY OF WK	HR	HR VOL	PERCENT OF AADT	HOUR NUMBER	AADT	EAST VOLUME	WEST VOLUME	PERCENT EAST IS OF TOTAL VOLUME	PERCENT WEST IS OF TOTAL VOLUME
10	25	2013	6	16	10112	6.86	95	147399	5035	5077	49.79	50.21
8	27	2013	3	17	10111	6.86	96	147399	5004	5107	49.49	50.51
6	18	2013	3	17	10109	6.86	97	147399	4935	5174	48.82	51.18
6	9	2013	1	14	10105	6.86	98	147399	5141	4964	50.88	49.12
8	31	2013	7	16	10104	6.85	99	147399	5016	5088	49.64	50.36
6	8	2013	7	17	10103	6.85	100	147399	4927	5176	48.77	51.23
6	14	2013	6	17	10103	6.85	101	147399	5130	4973	50.78	49.22
10	19	2013	7	14	10101	6.85	102	147399	5223	4878	51.71	48.29
12	14	2013	7	17	10101	6.85	103	147399	5036	5065	49.86	50.14
6	7	2013	6	17	10100	6.85	104	147399	5056	5044	50.06	49.94
8	28	2013	4	17	10097	6.85	105	147399	4987	5110	49.39	50.61
8	18	2013	1	15	10096	6.85	106	147399	5162	4934	51.13	48.87
9	20	2013	6	16	10095	6.85	107	147399	5136	4959	50.88	49.12
2	23	2013	7	15	10092	6.85	108	147399	5107	4985	50.60	49.40
5	17	2013	6	17	10089	6.84	109	147399	4990	5099	49.46	50.54
8	14	2013	4	18	10084	6.84	110	147399	4994	5090	49.52	50.48
4	2	2013	3	17	10081	6.84	111	147399	4749	5332	47.11	52.89
4	6	2013	7	15	10079	6.84	112	147399	4993	5086	49.54	50.46
6	22	2013	7	16	10075	6.84	113	147399	5138	4937	51.00	49.00
8	9	2013	6	15	10074	6.83	114	147399	5136	4938	50.98	49.02
6	25	2013	3	17	10072	6.83	115	147399	4988	5084	49.52	50.48
10	5	2013	7	17	10072	6.83	116	147399	5019	5053	49.83	50.17
2	18	2013	2	16	10067	6.83	117	147399	4914	5153	48.81	51.19
2	23	2013	7	14	10061	6.83	118	147399	5353	4708	53.21	46.79
8	27	2013	3	16	10061	6.83	119	147399	4954	5107	49.24	50.76
4	27	2013	7	14	10058	6.82	120	147399	5039	5019	50.10	49.90
10	11	2013	6	15	10058	6.82	121	147399	5020	5038	49.91	50.09
5	17	2013	6	16	10054	6.82	122	147399	5099	4955	50.72	49.28
8	17	2013	7	16	10053	6.82	123	147399	5093	4960	50.66	49.34
6	21	2013	6	17	10051	6.82	124	147399	4960	5091	49.35	50.65
12	21	2013	7	13	10050	6.82	125	147399	5114	4936	50.89	49.11
6	22	2013	7	13	10048	6.82	126	147399	5225	4823	52.00	48.00
8	15	2013	5	18	10048	6.82	127	147399	5051	4997	50.27	49.73
9	6	2013	6	16	10048	6.82	128	147399	4944	5104	49.20	50.80
10	25	2013	6	17	10047	6.82	129	147399	4925	5122	49.02	50.98
6	14	2013	6	14	10046	6.82	130	147399	5025	5021	50.02	49.98
9	20	2013	6	18	10045	6.81	131	147399	5032	5013	50.09	49.91
6	22	2013	7	17	10040	6.81	132	147399	5126	4914	51.06	48.94
9	14	2013	7	18	10039	6.81	133	147399	5142	4897	51.22	48.78
8	19	2013	2	16	10032	6.81	134	147399	4890	5142	48.74	51.26
9	15	2013	1	16	10032	6.81	135	147399	5096	4936	50.80	49.20

MO	DY	YR	DAY OF WK	HR	HR VOL	PERCENT OF AADT	HOUR NUMBER	AADT	EAST VOLUME	WEST VOLUME	PERCENT EAST IS OF TOTAL VOLUME	PERCENT WEST IS OF TOTAL VOLUME
10	11	2013	6	17	10031	6.81	136	147399	4822	5209	48.07	51.93
5	24	2013	6	16	10029	6.80	137	147399	5037	4992	50.22	49.78
6	21	2013	6	15	10027	6.80	138	147399	5042	4985	50.28	49.72
9	17	2013	3	17	10026	6.80	139	147399	4832	5194	48.19	51.81
8	16	2013	6	16	10024	6.80	140	147399	5188	4836	51.76	48.24
2	16	2013	7	16	10019	6.80	141	147399	4882	5137	48.73	51.27
4	10	2013	4	17	10019	6.80	142	147399	4652	5367	46.43	53.57
5	31	2013	6	17	10018	6.80	143	147399	4917	5101	49.08	50.92
6	7	2013	6	18	10018	6.80	144	147399	4875	5143	48.66	51.34
2	2	2013	7	16	10017	6.80	145	147399	4892	5125	48.84	51.16
2	9	2013	7	16	10017	6.80	146	147399	4722	5295	47.14	52.86
5	31	2013	6	15	10017	6.80	147	147399	5101	4916	50.92	49.08
6	8	2013	7	15	10017	6.80	148	147399	4751	5266	47.43	52.57
2	23	2013	7	18	10013	6.79	149	147399	4945	5068	49.39	50.61
9	20	2013	6	15	10012	6.79	150	147399	4990	5022	49.84	50.16
10	12	2013	7	14	10009	6.79	151	147399	5050	4959	50.45	49.55
8	24	2013	7	12	10007	6.79	152	147399	5025	4982	50.21	49.79
8	22	2013	5	18	10006	6.79	153	147399	4861	5145	48.58	51.42
8	30	2013	6	12	10006	6.79	154	147399	5141	4865	51.38	48.62
10	5	2013	7	14	10006	6.79	155	147399	5017	4989	50.14	49.86
5	24	2013	6	17	10005	6.79	156	147399	4789	5216	47.87	52.13
6	1	2013	7	16	10002	6.79	157	147399	5026	4976	50.25	49.75
8	22	2013	5	17	10001	6.78	158	147399	5051	4950	50.50	49.50
12	21	2013	7	14	10000	6.78	159	147399	5207	4793	52.07	47.93
10	4	2013	6	16	9998	6.78	160	147399	5060	4938	50.61	49.39
9	19	2013	5	17	9997	6.78	161	147399	4879	5118	48.80	51.20
8	29	2013	5	16	9994	6.78	162	147399	5079	4915	50.82	49.18
10	25	2013	6	15	9993	6.78	163	147399	4962	5031	49.65	50.35
2	8	2013	6	17	9992	6.78	164	147399	4796	5196	48.00	52.00
12	14	2013	7	18	9991	6.78	165	147399	4959	5032	49.63	50.37
12	17	2013	3	16	9991	6.78	166	147399	4942	5049	49.46	50.54
2	8	2013	6	15	9988	6.78	167	147399	4807	5181	48.13	51.87
8	9	2013	6	12	9987	6.78	168	147399	4942	5045	49.48	50.52
8	18	2013	1	16	9985	6.77	169	147399	4928	5057	49.35	50.65
8	24	2013	7	15	9981	6.77	170	147399	5106	4875	51.16	48.84
10	12	2013	7	17	9981	6.77	171	147399	4807	5174	48.16	51.84
8	12	2013	2	17	9980	6.77	172	147399	4840	5140	48.50	51.50
9	7	2013	7	14	9980	6.77	173	147399	5265	4715	52.76	47.24
9	27	2013	6	15	9977	6.77	174	147399	4870	5107	48.81	51.19
8	23	2013	6	16	9970	6.76	175	147399	5123	4847	51.38	48.62
8	14	2013	4	17	9969	6.76	176	147399	5052	4917	50.68	49.32

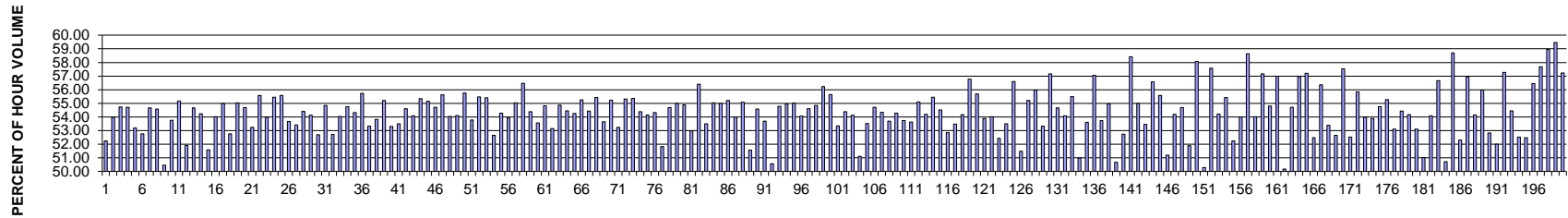
MO	DY	YR	DAY OF WK	HR	HR VOL	PERCENT OF AADT	HOUR NUMBER	AADT	EAST VOLUME	WEST VOLUME	PERCENT EAST IS OF TOTAL VOLUME	PERCENT WEST IS OF TOTAL VOLUME
10	4	2013	6	17	9969	6.76	177	147399	4925	5044	49.40	50.60
6	15	2013	7	11	9965	6.76	178	147399	5062	4903	50.80	49.20
8	3	2013	7	12	9962	6.76	179	147399	5030	4932	50.49	49.51
4	2	2013	3	18	9960	6.76	180	147399	4767	5193	47.86	52.14
10	19	2013	7	18	9958	6.76	181	147399	4949	5009	49.70	50.30
5	12	2013	1	13	9957	6.76	182	147399	5046	4911	50.68	49.32
8	30	2013	6	16	9957	6.76	183	147399	5060	4897	50.82	49.18
9	14	2013	7	17	9956	6.75	184	147399	5229	4727	52.52	47.48
2	2	2013	7	18	9954	6.75	185	147399	4705	5249	47.27	52.73
5	11	2013	7	12	9952	6.75	186	147399	5166	4786	51.91	48.09
6	10	2013	2	16	9951	6.75	187	147399	4848	5103	48.72	51.28
5	24	2013	6	14	9948	6.75	188	147399	5079	4869	51.06	48.94
8	5	2013	2	18	9947	6.75	189	147399	4800	5147	48.26	51.74
8	16	2013	6	17	9946	6.75	190	147399	5051	4895	50.78	49.22
4	17	2013	4	18	9945	6.75	191	147399	4772	5173	47.98	52.02
6	17	2013	2	16	9945	6.75	192	147399	4962	4983	49.89	50.11
8	17	2013	7	18	9944	6.75	193	147399	4949	4995	49.77	50.23
8	24	2013	7	16	9943	6.75	194	147399	4996	4947	50.25	49.75
4	2	2013	3	16	9941	6.74	195	147399	4834	5107	48.63	51.37
6	12	2013	4	18	9940	6.74	196	147399	4910	5030	49.40	50.60
5	3	2013	6	17	9938	6.74	197	147399	4963	4975	49.94	50.06
10	19	2013	7	13	9938	6.74	198	147399	4942	4996	49.73	50.27
6	13	2013	5	16	9936	6.74	199	147399	5007	4929	50.39	49.61
4	9	2013	3	17	9935	6.74	200	147399	4538	5397	45.68	54.32

**SR 520 MP 4.00 TOLL PLAZA ADC SITE D10
K FOR PEAK 200 HOURS OF 2013**



AADT= 62223 K 30 FACTOR= 10.61 K 100 FACTOR= 10.27 K 200 FACTOR= 9.78 D 30 FACTOR= 52.70

**SR 520 MP 4.00 TOLL PLAZA ADC SITE D10
D % IN THE PEAK 200 HOURS OF 2013**



MO	DY	YR	DAY OF WK	HR	HR VOL	PERCENT OF AADT	HOUR NUMBER	AADT	EAST VOLUME	WEST VOLUME	PERCENT EAST IS OF TOTAL VOLUME	PERCENT WEST IS OF TOTAL VOLUME
12	12	2013	5	9	6962	11.19	1	62223	3636	3326	52.23	47.77
12	3	2013	3	9	6928	11.13	2	62223	3740	3188	53.98	46.02
10	22	2013	3	9	6897	11.08	3	62223	3775	3122	54.73	45.27
9	17	2013	3	9	6877	11.05	4	62223	3762	3115	54.70	45.30
10	30	2013	4	9	6858	11.02	5	62223	3648	3210	53.19	46.81
12	10	2013	3	9	6829	10.98	6	62223	3602	3227	52.75	47.25
9	10	2013	3	9	6828	10.97	7	62223	3733	3095	54.67	45.33
9	12	2013	5	9	6798	10.93	8	62223	3711	3087	54.59	45.41
6	4	2013	3	9	6793	10.92	9	62223	3427	3366	50.45	49.55
10	15	2013	3	9	6781	10.90	10	62223	3645	3136	53.75	46.25
10	10	2013	5	9	6778	10.89	11	62223	3739	3039	55.16	44.84
12	5	2013	5	9	6766	10.87	12	62223	3513	3253	51.92	48.08

MO	DY	YR	DAY OF WK	HR	HR VOL	PERCENT OF AADT	HOUR NUMBER	AADT	EAST VOLUME	WEST VOLUME	PERCENT EAST IS OF TOTAL VOLUME	PERCENT WEST IS OF TOTAL VOLUME
10	24	2013	5	9	6758	10.86	13	62223	3694	3064	54.66	45.34
10	16	2013	4	9	6750	10.85	14	62223	3661	3089	54.24	45.76
11	19	2013	3	9	6729	10.81	15	62223	3471	3258	51.58	48.42
7	18	2013	5	9	6717	10.80	16	62223	3628	3089	54.01	45.99
10	21	2013	2	9	6698	10.76	17	62223	3683	3015	54.99	45.01
7	23	2013	3	9	6686	10.75	18	62223	3527	3159	52.75	47.25
10	17	2013	5	9	6683	10.74	19	62223	3678	3005	55.04	44.96
3	5	2013	3	9	6681	10.74	20	62223	3654	3027	54.69	45.31
7	30	2013	3	9	6681	10.74	21	62223	3556	3125	53.23	46.77
10	23	2013	4	9	6649	10.69	22	62223	3695	2954	55.57	44.43
7	11	2013	5	9	6648	10.68	23	62223	3588	3060	53.97	46.03
9	24	2013	3	9	6642	10.67	24	62223	3683	2959	55.45	44.55
5	30	2013	5	9	6632	10.66	25	62223	3686	2946	55.58	44.42
7	9	2013	3	9	6629	10.65	26	62223	3558	3071	53.67	46.33
7	17	2013	4	9	6628	10.65	27	62223	3540	3088	53.41	46.59
8	15	2013	5	9	6616	10.63	28	62223	3599	3017	54.40	45.60
5	16	2013	5	9	6610	10.62	29	62223	3578	3032	54.13	45.87
10	25	2013	6	9	6603	10.61	30	62223	3480	3123	52.70	47.30
10	3	2013	5	9	6595	10.60	31	62223	3617	2978	54.84	45.16
12	2	2013	2	9	6594	10.60	32	62223	3476	3118	52.71	47.29
1	15	2013	3	9	6591	10.59	33	62223	3562	3029	54.04	45.96
6	18	2013	3	9	6588	10.59	34	62223	3607	2981	54.75	45.25
1	17	2013	5	9	6578	10.57	35	62223	3573	3005	54.32	45.68
6	13	2013	5	9	6577	10.57	36	62223	3666	2911	55.74	44.26
12	9	2013	2	9	6574	10.57	37	62223	3505	3069	53.32	46.68
12	16	2013	2	9	6569	10.56	38	62223	3536	3033	53.83	46.17
6	25	2013	3	9	6566	10.55	39	62223	3625	2941	55.21	44.79
7	16	2013	3	9	6565	10.55	40	62223	3500	3065	53.31	46.69
3	14	2013	5	9	6561	10.54	41	62223	3510	3051	53.50	46.50
5	9	2013	5	9	6557	10.54	42	62223	3580	2977	54.60	45.40
11	8	2013	6	9	6557	10.54	43	62223	3547	3010	54.09	45.91
2	6	2013	4	9	6551	10.53	44	62223	3625	2926	55.34	44.66
10	7	2013	2	9	6550	10.53	45	62223	3612	2938	55.15	44.85
3	13	2013	4	9	6549	10.53	46	62223	3583	2966	54.71	45.29
9	18	2013	4	9	6547	10.52	47	62223	3642	2905	55.63	44.37
2	26	2013	3	9	6544	10.52	48	62223	3536	3008	54.03	45.97
5	7	2013	3	9	6537	10.51	49	62223	3537	3000	54.11	45.89
1	23	2013	4	9	6536	10.50	50	62223	3644	2892	55.75	44.25
2	7	2013	5	9	6535	10.50	51	62223	3514	3021	53.77	46.23
4	2	2013	3	9	6534	10.50	52	62223	3624	2910	55.46	44.54
4	3	2013	4	9	6529	10.49	53	62223	3618	2911	55.41	44.59

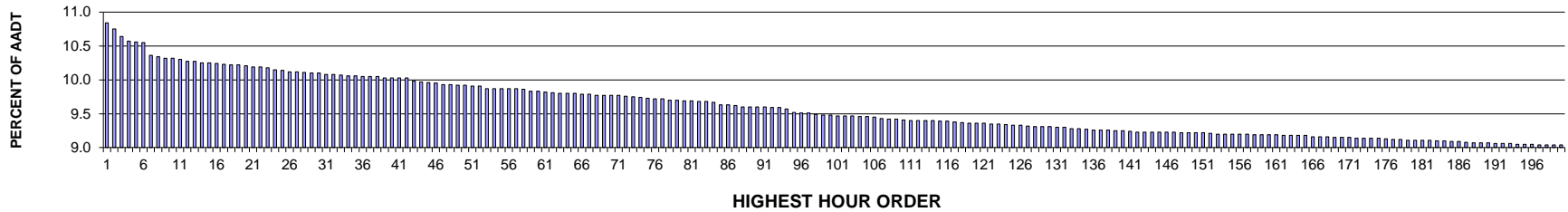
MO	DY	YR	DAY OF WK	HR	HR VOL	PERCENT OF AADT	HOUR NUMBER	AADT	EAST VOLUME	WEST VOLUME	PERCENT EAST IS OF TOTAL VOLUME	PERCENT WEST IS OF TOTAL VOLUME
9	25	2013	4	9	6524	10.48	54	62223	3435	3089	52.65	47.35
8	20	2013	3	9	6521	10.48	55	62223	3539	2982	54.27	45.73
9	30	2013	2	9	6521	10.48	56	62223	3516	3005	53.92	46.08
7	31	2013	4	9	6520	10.48	57	62223	3588	2932	55.03	44.97
9	9	2013	2	9	6516	10.47	58	62223	3679	2837	56.46	43.54
8	14	2013	4	9	6514	10.47	59	62223	3542	2972	54.38	45.62
5	15	2013	4	9	6511	10.46	60	62223	3488	3023	53.57	46.43
6	11	2013	3	9	6506	10.46	61	62223	3566	2940	54.81	45.19
7	24	2013	4	9	6504	10.45	62	62223	3457	3047	53.15	46.85
1	10	2013	5	9	6501	10.45	63	62223	3567	2934	54.87	45.13
1	22	2013	3	9	6501	10.45	64	62223	3540	2961	54.45	45.55
9	4	2013	4	9	6491	10.43	65	62223	3522	2969	54.26	45.74
10	18	2013	6	9	6489	10.43	66	62223	3585	2904	55.25	44.75
1	31	2013	5	9	6488	10.43	67	62223	3531	2957	54.42	45.58
3	12	2013	3	9	6480	10.41	68	62223	3592	2888	55.43	44.57
7	25	2013	5	9	6480	10.41	69	62223	3476	3004	53.64	46.36
9	23	2013	2	9	6478	10.41	70	62223	3578	2900	55.23	44.77
8	8	2013	5	9	6475	10.41	71	62223	3447	3028	53.24	46.76
8	6	2013	3	9	6464	10.39	72	62223	3576	2888	55.32	44.68
3	6	2013	4	9	6462	10.39	73	62223	3578	2884	55.37	44.63
5	14	2013	3	9	6462	10.39	74	62223	3514	2948	54.38	45.62
2	5	2013	3	9	6460	10.38	75	62223	3498	2962	54.15	45.85
12	13	2013	6	9	6458	10.38	76	62223	3508	2950	54.32	45.68
12	4	2013	4	9	6452	10.37	77	62223	3344	3108	51.83	48.17
2	12	2013	3	9	6450	10.37	78	62223	3527	2923	54.68	45.32
8	22	2013	5	9	6449	10.36	79	62223	3547	2902	55.00	45.00
5	28	2013	3	9	6445	10.36	80	62223	3537	2908	54.88	45.12
11	25	2013	2	9	6441	10.35	81	62223	3412	3029	52.97	47.03
8	28	2013	4	9	6436	10.34	82	62223	3630	2806	56.40	43.60
11	22	2013	6	9	6436	10.34	83	62223	3443	2993	53.50	46.50
5	13	2013	2	9	6435	10.34	84	62223	3542	2893	55.04	44.96
10	14	2013	2	9	6434	10.34	85	62223	3539	2895	55.00	45.00
4	30	2013	3	9	6433	10.34	86	62223	3551	2882	55.20	44.80
7	22	2013	2	9	6433	10.34	87	62223	3474	2959	54.00	46.00
6	12	2013	4	9	6429	10.33	88	62223	3541	2888	55.08	44.92
12	6	2013	6	9	6426	10.33	89	62223	3313	3113	51.56	48.44
6	26	2013	4	9	6425	10.33	90	62223	3506	2919	54.57	45.43
7	10	2013	4	9	6425	10.33	91	62223	3449	2976	53.68	46.32
11	26	2013	3	9	6422	10.32	92	62223	3247	3175	50.56	49.44
3	19	2013	3	9	6416	10.31	93	62223	3515	2901	54.78	45.22
6	5	2013	4	9	6416	10.31	94	62223	3525	2891	54.94	45.06

MO	DY	YR	DAY OF WK	HR	HR VOL	PERCENT OF AADT	HOUR NUMBER	AADT	EAST VOLUME	WEST VOLUME	PERCENT EAST IS OF TOTAL VOLUME	PERCENT WEST IS OF TOTAL VOLUME
8	26	2013	2	9	6405	10.29	95	62223	3524	2881	55.02	44.98
8	21	2013	4	9	6401	10.29	96	62223	3460	2941	54.05	45.95
2	27	2013	4	9	6400	10.29	97	62223	3495	2905	54.61	45.39
1	14	2013	2	9	6397	10.28	98	62223	3508	2889	54.84	45.16
2	13	2013	4	9	6396	10.28	99	62223	3597	2799	56.24	43.76
5	23	2013	5	9	6393	10.27	100	62223	3557	2836	55.64	44.36
6	27	2013	5	9	6376	10.25	101	62223	3401	2975	53.34	46.66
10	11	2013	6	9	6376	10.25	102	62223	3468	2908	54.39	45.61
3	26	2013	3	9	6374	10.24	103	62223	3450	2924	54.13	45.87
9	20	2013	6	9	6374	10.24	104	62223	3257	3117	51.10	48.90
1	16	2013	4	9	6369	10.24	105	62223	3409	2960	53.52	46.48
9	19	2013	5	9	6366	10.23	106	62223	3483	2883	54.71	45.29
9	3	2013	3	9	6355	10.21	107	62223	3453	2902	54.34	45.66
2	28	2013	5	9	6347	10.20	108	62223	3407	2940	53.68	46.32
8	7	2013	4	9	6341	10.19	109	62223	3442	2899	54.28	45.72
3	7	2013	5	9	6330	10.17	110	62223	3402	2928	53.74	46.26
1	30	2013	4	9	6326	10.17	111	62223	3392	2934	53.62	46.38
4	18	2013	5	9	6325	10.17	112	62223	3485	2840	55.10	44.90
5	2	2013	5	9	6323	10.16	113	62223	3426	2897	54.18	45.82
8	29	2013	5	9	6323	10.16	114	62223	3506	2817	55.45	44.55
8	1	2013	5	9	6320	10.16	115	62223	3445	2875	54.51	45.49
6	4	2013	3	8	6309	10.14	116	62223	3334	2975	52.85	47.15
5	21	2013	3	9	6303	10.13	117	62223	3370	2933	53.47	46.53
3	18	2013	2	9	6300	10.12	118	62223	3412	2888	54.16	45.84
9	13	2013	6	9	6293	10.11	119	62223	3573	2720	56.78	43.22
6	10	2013	2	9	6292	10.11	120	62223	3504	2788	55.69	44.31
4	24	2013	4	9	6291	10.11	121	62223	3390	2901	53.89	46.11
3	21	2013	5	9	6289	10.11	122	62223	3397	2892	54.01	45.99
11	20	2013	4	9	6289	10.11	123	62223	2991	3298	47.56	52.44
10	29	2013	3	10	6288	10.11	124	62223	3364	2924	53.50	46.50
10	9	2013	4	18	6273	10.08	125	62223	2722	3551	43.39	56.61
2	26	2013	3	8	6272	10.08	126	62223	3229	3043	51.48	48.52
2	11	2013	2	9	6270	10.08	127	62223	3462	2808	55.22	44.78
8	12	2013	2	9	6265	10.07	128	62223	3507	2758	55.98	44.02
7	29	2013	2	9	6264	10.07	129	62223	3340	2924	53.32	46.68
6	19	2013	4	9	6263	10.07	130	62223	3580	2683	57.16	42.84
4	29	2013	2	9	6261	10.06	131	62223	3423	2838	54.67	45.33
2	4	2013	2	9	6252	10.05	132	62223	3382	2870	54.09	45.91
8	19	2013	2	9	6250	10.04	133	62223	3469	2781	55.50	44.50
10	28	2013	2	9	6248	10.04	134	62223	3185	3063	50.98	49.02
4	23	2013	3	9	6239	10.03	135	62223	3345	2894	53.61	46.39

MO	DY	YR	DAY OF WK	HR	HR VOL	PERCENT OF AADT	HOUR NUMBER	AADT	EAST VOLUME	WEST VOLUME	PERCENT EAST IS OF TOTAL VOLUME	PERCENT WEST IS OF TOTAL VOLUME
3	26	2013	3	18	6237	10.02	136	62223	2678	3559	42.94	57.06
3	11	2013	2	9	6235	10.02	137	62223	3350	2885	53.73	46.27
6	24	2013	2	9	6235	10.02	138	62223	3427	2808	54.96	45.04
9	26	2013	5	9	6229	10.01	139	62223	3156	3073	50.67	49.33
4	25	2013	5	9	6226	10.01	140	62223	3283	2943	52.73	47.27
8	27	2013	3	9	6224	10.00	141	62223	3636	2588	58.42	41.58
2	25	2013	2	9	6223	10.00	142	62223	3422	2801	54.99	45.01
7	8	2013	2	9	6220	10.00	143	62223	3325	2895	53.46	46.54
2	14	2013	5	18	6214	9.99	144	62223	2699	3515	43.43	56.57
4	16	2013	3	9	6211	9.98	145	62223	3453	2758	55.59	44.41
10	8	2013	3	9	6211	9.98	146	62223	3180	3031	51.20	48.80
2	14	2013	5	9	6210	9.98	147	62223	3365	2845	54.19	45.81
4	1	2013	2	9	6207	9.98	148	62223	3394	2813	54.68	45.32
3	20	2013	4	9	6205	9.97	149	62223	3220	2985	51.89	48.11
3	28	2013	5	18	6205	9.97	150	62223	2602	3603	41.93	58.07
3	26	2013	3	8	6198	9.96	151	62223	3117	3081	50.29	49.71
9	19	2013	5	10	6195	9.96	152	62223	3567	2628	57.58	42.42
9	27	2013	6	9	6193	9.95	153	62223	3357	2836	54.21	45.79
9	11	2013	4	18	6190	9.95	154	62223	2759	3431	44.57	55.43
5	22	2013	4	9	6189	9.95	155	62223	3233	2956	52.24	47.76
1	18	2013	6	9	6187	9.94	156	62223	3341	2846	54.00	46.00
3	25	2013	2	18	6180	9.93	157	62223	2556	3624	41.36	58.64
11	20	2013	4	18	6175	9.92	158	62223	2839	3336	45.98	54.02
12	11	2013	4	9	6169	9.91	159	62223	3527	2642	57.17	42.83
6	17	2013	2	9	6164	9.91	160	62223	3378	2786	54.80	45.20
9	17	2013	3	18	6164	9.91	161	62223	2651	3513	43.01	56.99
2	7	2013	5	8	6161	9.90	162	62223	3091	3070	50.17	49.83
5	6	2013	2	9	6156	9.89	163	62223	3368	2788	54.71	45.29
10	28	2013	2	18	6152	9.89	164	62223	2647	3505	43.03	56.97
10	10	2013	5	18	6148	9.88	165	62223	2631	3517	42.79	57.21
6	6	2013	5	8	6147	9.88	166	62223	3226	2921	52.48	47.52
5	23	2013	5	18	6143	9.87	167	62223	2680	3463	43.63	56.37
5	28	2013	3	8	6141	9.87	168	62223	3278	2863	53.38	46.62
3	28	2013	5	9	6139	9.87	169	62223	3232	2907	52.65	47.35
10	29	2013	3	18	6137	9.86	170	62223	2606	3531	42.46	57.54
6	6	2013	5	9	6133	9.86	171	62223	3221	2912	52.52	47.48
6	20	2013	5	9	6133	9.86	172	62223	3424	2709	55.83	44.17
5	16	2013	5	8	6130	9.85	173	62223	3309	2821	53.98	46.02
5	23	2013	5	8	6129	9.85	174	62223	3303	2826	53.89	46.11
6	5	2013	4	18	6129	9.85	175	62223	2773	3356	45.24	54.76
1	28	2013	2	9	6127	9.85	176	62223	3387	2740	55.28	44.72

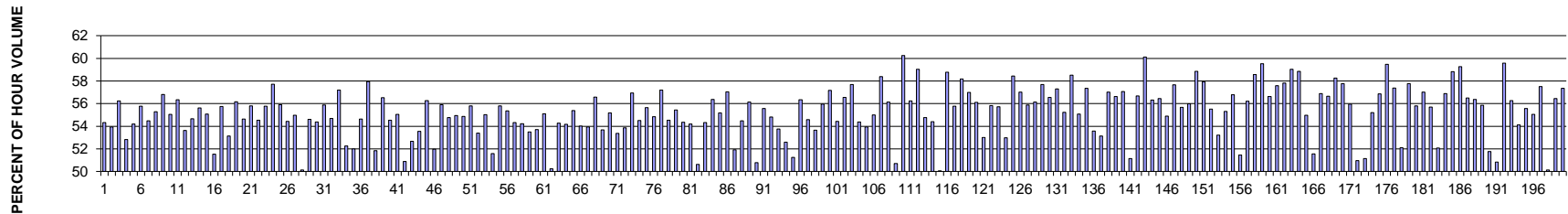
MO	DY	YR	DAY OF WK	HR	HR VOL	PERCENT OF AADT	HOUR NUMBER	AADT	EAST VOLUME	WEST VOLUME	PERCENT EAST IS OF TOTAL VOLUME	PERCENT WEST IS OF TOTAL VOLUME
5	10	2013	6	9	6125	9.84	177	62223	3253	2872	53.11	46.89
5	30	2013	5	8	6121	9.84	178	62223	3331	2790	54.42	45.58
5	7	2013	3	8	6120	9.84	179	62223	3315	2805	54.17	45.83
5	15	2013	4	8	6119	9.83	180	62223	3249	2870	53.10	46.90
3	27	2013	4	9	6117	9.83	181	62223	3120	2997	51.01	48.99
5	22	2013	4	8	6106	9.81	182	62223	3302	2804	54.08	45.92
5	16	2013	5	18	6105	9.81	183	62223	2645	3460	43.33	56.67
11	20	2013	4	8	6103	9.81	184	62223	3095	3008	50.71	49.29
4	9	2013	3	18	6102	9.81	185	62223	2520	3582	41.30	58.70
1	11	2013	6	9	6098	9.80	186	62223	3190	2908	52.31	47.69
10	17	2013	5	18	6098	9.80	187	62223	2625	3473	43.05	56.95
2	8	2013	6	9	6096	9.80	188	62223	3301	2795	54.15	45.85
5	8	2013	4	18	6096	9.80	189	62223	2684	3412	44.03	55.97
1	24	2013	5	9	6094	9.79	190	62223	3219	2875	52.82	47.18
9	10	2013	3	8	6094	9.79	191	62223	3169	2925	52.00	48.00
10	24	2013	5	18	6094	9.79	192	62223	2604	3490	42.73	57.27
1	7	2013	2	9	6093	9.79	193	62223	3317	2776	54.44	45.56
4	25	2013	5	8	6093	9.79	194	62223	3200	2893	52.52	47.48
2	27	2013	4	8	6089	9.79	195	62223	3195	2894	52.47	47.53
9	12	2013	5	18	6089	9.79	196	62223	2652	3437	43.55	56.45
5	30	2013	5	18	6087	9.78	197	62223	2576	3511	42.32	57.68
3	29	2013	6	17	6085	9.78	198	62223	2497	3588	41.04	58.96
4	2	2013	3	18	6085	9.78	199	62223	2467	3618	40.54	59.46
9	24	2013	3	18	6084	9.78	200	62223	2602	3482	42.77	57.23

**SR 018 MP 12.55 COVINGTON ADC SITE D12
K FOR PEAK 200 HOURS OF 2013**



AADT= 32628 K 30 FACTOR= 10.10 K 100 FACTOR= 9.48 K 200 FACTOR= 9.04 D 30 FACTOR= 54.39

**SR 018 MP 12.55 COVINGTON ADC SITE D12
D % IN THE PEAK 200 HOURS OF 2013**



MO	DY	YR	DAY OF WK	HR	HR VOL	PERCENT OF AADT	HOUR NUMBER	AADT	EAST VOLUME	WEST VOLUME	PERCENT EAST IS OF TOTAL VOLUME	PERCENT WEST IS OF TOTAL VOLUME
11	27	2013	4	16	3536	10.84	1	32628	1615	1921	45.67	54.33
9	20	2013	6	17	3508	10.75	2	32628	1616	1892	46.07	53.93
7	12	2013	6	17	3472	10.64	3	32628	1519	1953	43.75	56.25
6	7	2013	6	17	3449	10.57	4	32628	1627	1822	47.17	52.83
6	14	2013	6	17	3445	10.56	5	32628	1578	1867	45.81	54.19
7	3	2013	4	17	3441	10.55	6	32628	1522	1919	44.23	55.77
11	27	2013	4	17	3380	10.36	7	32628	1539	1841	45.53	54.47
5	10	2013	6	17	3375	10.34	8	32628	1509	1866	44.71	55.29
9	20	2013	6	16	3367	10.32	9	32628	1454	1913	43.18	56.82
10	18	2013	6	17	3367	10.32	10	32628	1513	1854	44.94	55.06
9	13	2013	6	16	3361	10.30	11	32628	1467	1894	43.65	56.35
6	7	2013	6	16	3352	10.27	12	32628	1554	1798	46.36	53.64

MO	DY	YR	DAY OF WK	HR	HR VOL	PERCENT OF AADT	HOUR NUMBER	AADT	EAST VOLUME	WEST VOLUME	PERCENT EAST IS OF TOTAL VOLUME	PERCENT WEST IS OF TOTAL VOLUME
7	26	2013	6	16	3350	10.27	13	32628	1519	1831	45.34	54.66
10	4	2013	6	16	3346	10.25	14	32628	1485	1861	44.38	55.62
6	14	2013	6	16	3345	10.25	15	32628	1503	1842	44.93	55.07
5	24	2013	6	16	3342	10.24	16	32628	1620	1722	48.47	51.53
8	9	2013	6	17	3337	10.23	17	32628	1477	1860	44.26	55.74
9	12	2013	5	17	3334	10.22	18	32628	1562	1772	46.85	53.15
8	8	2013	5	17	3333	10.22	19	32628	1461	1872	43.83	56.17
5	3	2013	6	17	3332	10.21	20	32628	1511	1821	45.35	54.65
9	13	2013	6	18	3325	10.19	21	32628	1470	1855	44.21	55.79
8	1	2013	5	17	3324	10.19	22	32628	1511	1813	45.46	54.54
10	18	2013	6	16	3320	10.18	23	32628	1468	1852	44.22	55.78
5	3	2013	6	16	3313	10.15	24	32628	1401	1912	42.29	57.71
8	9	2013	6	18	3307	10.14	25	32628	1458	1849	44.09	55.91
6	21	2013	6	17	3302	10.12	26	32628	1505	1797	45.58	54.42
7	19	2013	6	17	3302	10.12	27	32628	1487	1815	45.03	54.97
5	24	2013	6	17	3298	10.11	28	32628	1644	1654	49.85	50.15
10	25	2013	6	17	3296	10.10	29	32628	1496	1800	45.39	54.61
10	4	2013	6	17	3295	10.10	30	32628	1503	1792	45.61	54.39
7	3	2013	4	16	3290	10.08	31	32628	1452	1838	44.13	55.87
11	8	2013	6	17	3290	10.08	32	32628	1491	1799	45.32	54.68
7	19	2013	6	16	3287	10.07	33	32628	1407	1880	42.80	57.20
10	11	2013	6	18	3283	10.06	34	32628	1567	1716	47.73	52.27
6	14	2013	6	18	3282	10.06	35	32628	1575	1707	47.99	52.01
6	28	2013	6	16	3280	10.05	36	32628	1488	1792	45.37	54.63
8	9	2013	6	16	3280	10.05	37	32628	1379	1901	42.04	57.96
10	11	2013	6	16	3279	10.05	38	32628	1579	1700	48.15	51.85
7	12	2013	6	16	3273	10.03	39	32628	1423	1850	43.48	56.52
7	26	2013	6	17	3273	10.03	40	32628	1488	1785	45.46	54.54
7	12	2013	6	18	3272	10.03	41	32628	1471	1801	44.96	55.04
10	11	2013	6	17	3271	10.03	42	32628	1606	1665	49.10	50.90
8	2	2013	6	17	3255	9.98	43	32628	1541	1714	47.34	52.66
6	21	2013	6	16	3254	9.97	44	32628	1511	1743	46.44	53.56
8	15	2013	5	17	3251	9.96	45	32628	1422	1829	43.74	56.26
11	27	2013	4	15	3246	9.95	46	32628	1559	1687	48.03	51.97
3	29	2013	6	17	3240	9.93	47	32628	1429	1811	44.10	55.90
2	15	2013	6	17	3239	9.93	48	32628	1465	1774	45.23	54.77
5	31	2013	6	17	3237	9.92	49	32628	1458	1779	45.04	54.96
11	8	2013	6	16	3237	9.92	50	32628	1461	1776	45.13	54.87
2	15	2013	6	16	3233	9.91	51	32628	1429	1804	44.20	55.80
7	19	2013	6	18	3232	9.91	52	32628	1506	1726	46.60	53.40
8	2	2013	6	16	3222	9.87	53	32628	1449	1773	44.97	55.03

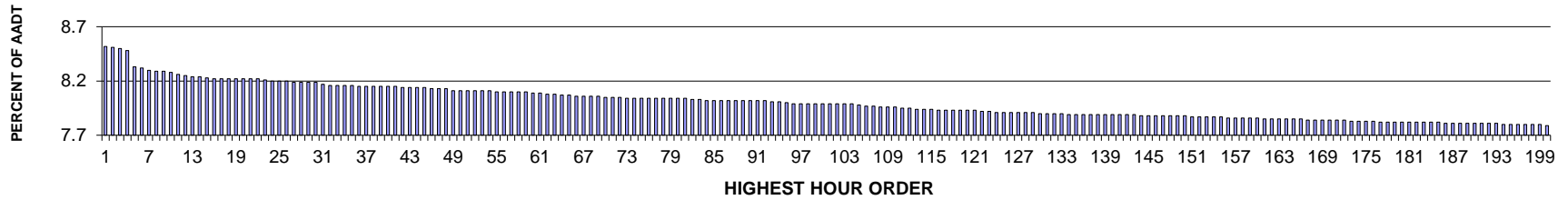
MO	DY	YR	DAY OF WK	HR	HR VOL	PERCENT OF AADT	HOUR NUMBER	AADT	EAST VOLUME	WEST VOLUME	PERCENT EAST IS OF TOTAL VOLUME	PERCENT WEST IS OF TOTAL VOLUME
8	9	2013	6	15	3222	9.87	54	32628	1560	1662	48.42	51.58
5	31	2013	6	18	3221	9.87	55	32628	1424	1797	44.21	55.79
9	20	2013	6	18	3220	9.87	56	32628	1437	1783	44.63	55.37
8	1	2013	5	18	3219	9.87	57	32628	1470	1749	45.67	54.33
6	21	2013	6	18	3216	9.86	58	32628	1472	1744	45.77	54.23
5	10	2013	6	18	3208	9.83	59	32628	1492	1716	46.51	53.49
5	17	2013	6	17	3207	9.83	60	32628	1485	1722	46.30	53.70
3	29	2013	6	16	3203	9.82	61	32628	1438	1765	44.90	55.10
8	2	2013	6	18	3200	9.81	62	32628	1592	1608	49.75	50.25
9	27	2013	6	17	3199	9.80	63	32628	1463	1736	45.73	54.27
6	28	2013	6	18	3198	9.80	64	32628	1466	1732	45.84	54.16
7	11	2013	5	17	3196	9.80	65	32628	1426	1770	44.62	55.38
6	28	2013	6	17	3194	9.79	66	32628	1469	1725	45.99	54.01
10	25	2013	6	16	3193	9.79	67	32628	1471	1722	46.07	53.93
9	19	2013	5	17	3189	9.77	68	32628	1385	1804	43.43	56.57
5	17	2013	6	18	3188	9.77	69	32628	1477	1711	46.33	53.67
3	29	2013	6	18	3187	9.77	70	32628	1428	1759	44.81	55.19
6	7	2013	6	18	3187	9.77	71	32628	1486	1701	46.63	53.37
8	2	2013	6	15	3186	9.76	72	32628	1470	1716	46.14	53.86
7	25	2013	5	16	3181	9.75	73	32628	1370	1811	43.07	56.93
5	17	2013	6	16	3177	9.74	74	32628	1445	1732	45.48	54.52
11	22	2013	6	17	3174	9.73	75	32628	1408	1766	44.36	55.64
5	3	2013	6	18	3172	9.72	76	32628	1432	1740	45.15	54.85
6	27	2013	5	17	3172	9.72	77	32628	1358	1814	42.81	57.19
7	3	2013	4	18	3165	9.70	78	32628	1439	1726	45.47	54.53
8	8	2013	5	18	3165	9.70	79	32628	1410	1755	44.55	55.45
10	4	2013	6	18	3163	9.69	80	32628	1444	1719	45.65	54.35
9	6	2013	6	17	3162	9.69	81	32628	1448	1714	45.79	54.21
9	13	2013	6	17	3159	9.68	82	32628	1560	1599	49.38	50.62
8	1	2013	5	16	3157	9.68	83	32628	1442	1715	45.68	54.32
6	13	2013	5	17	3154	9.67	84	32628	1376	1778	43.63	56.37
7	26	2013	6	18	3143	9.63	85	32628	1409	1734	44.83	55.17
5	10	2013	6	16	3141	9.63	86	32628	1349	1792	42.95	57.05
4	26	2013	6	17	3139	9.62	87	32628	1509	1630	48.07	51.93
6	27	2013	5	18	3133	9.60	88	32628	1426	1707	45.52	54.48
11	1	2013	6	17	3133	9.60	89	32628	1374	1759	43.86	56.14
5	23	2013	5	18	3131	9.60	90	32628	1541	1590	49.22	50.78
7	25	2013	5	18	3131	9.60	91	32628	1391	1740	44.43	55.57
2	15	2013	6	18	3129	9.59	92	32628	1414	1715	45.19	54.81
10	18	2013	6	18	3128	9.59	93	32628	1446	1682	46.23	53.77
4	26	2013	6	18	3122	9.57	94	32628	1480	1642	47.41	52.59

MO	DY	YR	DAY OF WK	HR	HR VOL	PERCENT OF AADT	HOUR NUMBER	AADT	EAST VOLUME	WEST VOLUME	PERCENT EAST IS OF TOTAL VOLUME	PERCENT WEST IS OF TOTAL VOLUME
5	24	2013	6	15	3106	9.52	95	32628	1592	1514	51.26	48.74
11	8	2013	6	18	3104	9.51	96	32628	1355	1749	43.65	56.35
9	27	2013	6	18	3102	9.51	97	32628	1409	1693	45.42	54.58
4	19	2013	6	17	3096	9.49	98	32628	1435	1661	46.35	53.65
3	8	2013	6	17	3092	9.48	99	32628	1362	1730	44.05	55.95
9	11	2013	4	17	3092	9.48	100	32628	1324	1768	42.82	57.18
8	15	2013	5	16	3090	9.47	101	32628	1408	1682	45.57	54.43
12	13	2013	6	17	3090	9.47	102	32628	1343	1747	43.46	56.54
8	12	2013	2	17	3089	9.47	103	32628	1307	1782	42.31	57.69
9	27	2013	6	16	3086	9.46	104	32628	1408	1678	45.63	54.37
7	25	2013	5	17	3085	9.46	105	32628	1421	1664	46.06	53.94
7	26	2013	6	15	3083	9.45	106	32628	1387	1696	44.99	55.01
8	13	2013	3	17	3077	9.43	107	32628	1280	1797	41.60	58.40
9	6	2013	6	16	3074	9.42	108	32628	1348	1726	43.85	56.15
8	11	2013	1	14	3072	9.42	109	32628	1514	1558	49.28	50.72
8	14	2013	4	17	3070	9.41	110	32628	1220	1850	39.74	60.26
3	8	2013	6	18	3068	9.40	111	32628	1343	1725	43.77	56.23
8	7	2013	4	17	3068	9.40	112	32628	1257	1811	40.97	59.03
5	31	2013	6	16	3067	9.40	113	32628	1387	1680	45.22	54.78
4	5	2013	6	17	3066	9.40	114	32628	1398	1668	45.60	54.40
8	4	2013	1	16	3065	9.39	115	32628	1531	1534	49.95	50.05
10	16	2013	4	17	3063	9.39	116	32628	1263	1800	41.23	58.77
11	22	2013	6	16	3062	9.38	117	32628	1354	1708	44.22	55.78
7	17	2013	4	17	3057	9.37	118	32628	1278	1779	41.81	58.19
6	5	2013	4	17	3055	9.36	119	32628	1314	1741	43.01	56.99
7	18	2013	5	18	3054	9.36	120	32628	1340	1714	43.88	56.12
5	23	2013	5	17	3053	9.36	121	32628	1435	1618	47.00	53.00
9	26	2013	5	17	3052	9.35	122	32628	1348	1704	44.17	55.83
4	5	2013	6	16	3051	9.35	123	32628	1351	1700	44.28	55.72
9	6	2013	6	18	3047	9.34	124	32628	1433	1614	47.03	52.97
5	16	2013	5	17	3044	9.33	125	32628	1265	1779	41.56	58.44
6	26	2013	4	17	3043	9.33	126	32628	1308	1735	42.98	57.02
10	25	2013	6	18	3042	9.32	127	32628	1342	1700	44.12	55.88
4	26	2013	6	16	3039	9.31	128	32628	1333	1706	43.86	56.14
5	16	2013	5	18	3038	9.31	129	32628	1285	1753	42.30	57.70
8	8	2013	5	16	3038	9.31	130	32628	1320	1718	43.45	56.55
9	19	2013	5	18	3036	9.30	131	32628	1296	1740	42.69	57.31
10	17	2013	5	17	3036	9.30	132	32628	1359	1677	44.76	55.24
7	9	2013	3	17	3027	9.28	133	32628	1256	1771	41.49	58.51
11	15	2013	6	17	3027	9.28	134	32628	1360	1667	44.93	55.07
10	30	2013	4	17	3025	9.27	135	32628	1290	1735	42.64	57.36

MO	DY	YR	DAY OF WK	HR	HR VOL	PERCENT OF AADT	HOUR NUMBER	AADT	EAST VOLUME	WEST VOLUME	PERCENT EAST IS OF TOTAL VOLUME	PERCENT WEST IS OF TOTAL VOLUME
7	3	2013	4	15	3022	9.26	136	32628	1403	1619	46.43	53.57
6	14	2013	6	19	3021	9.26	137	32628	1416	1605	46.87	53.13
6	6	2013	5	17	3020	9.26	138	32628	1298	1722	42.98	57.02
11	1	2013	6	18	3018	9.25	139	32628	1309	1709	43.37	56.63
9	25	2013	4	17	3017	9.25	140	32628	1295	1722	42.92	57.08
10	11	2013	6	15	3015	9.24	141	32628	1542	1473	51.14	48.86
5	9	2013	5	17	3012	9.23	142	32628	1305	1707	43.33	56.67
9	9	2013	2	17	3012	9.23	143	32628	1201	1811	39.87	60.13
3	8	2013	6	16	3011	9.23	144	32628	1315	1696	43.67	56.33
7	18	2013	5	17	3011	9.23	145	32628	1311	1700	43.54	56.46
8	15	2013	5	18	3011	9.23	146	32628	1358	1653	45.10	54.90
11	26	2013	3	17	3010	9.23	147	32628	1274	1736	42.33	57.67
10	3	2013	5	17	3009	9.22	148	32628	1334	1675	44.33	55.67
10	10	2013	5	17	3008	9.22	149	32628	1324	1684	44.02	55.98
8	6	2013	3	17	3007	9.22	150	32628	1237	1770	41.14	58.86
9	26	2013	5	16	3007	9.22	151	32628	1265	1742	42.07	57.93
9	19	2013	5	16	3004	9.21	152	32628	1336	1668	44.47	55.53
7	19	2013	6	15	3003	9.20	153	32628	1405	1598	46.79	53.21
2	14	2013	5	17	3002	9.20	154	32628	1342	1660	44.70	55.30
6	20	2013	5	17	3001	9.20	155	32628	1297	1704	43.22	56.78
6	28	2013	6	15	3001	9.20	156	32628	1457	1544	48.55	51.45
10	10	2013	5	16	3001	9.20	157	32628	1314	1687	43.79	56.21
7	10	2013	4	17	3000	9.19	158	32628	1243	1757	41.43	58.57
8	5	2013	2	16	3000	9.19	159	32628	1214	1786	40.47	59.53
12	6	2013	6	17	2999	9.19	160	32628	1301	1698	43.38	56.62
7	2	2013	3	17	2997	9.19	161	32628	1271	1726	42.41	57.59
12	19	2013	5	17	2996	9.18	162	32628	1264	1732	42.19	57.81
6	17	2013	2	17	2995	9.18	163	32628	1227	1768	40.97	59.03
7	8	2013	2	17	2995	9.18	164	32628	1232	1763	41.14	58.86
3	15	2013	6	17	2994	9.18	165	32628	1348	1646	45.02	54.98
5	24	2013	6	18	2989	9.16	166	32628	1541	1448	51.56	48.44
9	12	2013	5	18	2988	9.16	167	32628	1288	1700	43.11	56.89
11	1	2013	6	16	2988	9.16	168	32628	1295	1693	43.34	56.66
6	12	2013	4	17	2986	9.15	169	32628	1246	1740	41.73	58.27
10	17	2013	5	16	2986	9.15	170	32628	1261	1725	42.23	57.77
12	6	2013	6	16	2986	9.15	171	32628	1315	1671	44.04	55.96
6	14	2013	6	15	2982	9.14	172	32628	1520	1462	50.97	49.03
8	2	2013	6	14	2982	9.14	173	32628	1457	1525	48.86	51.14
11	27	2013	4	18	2982	9.14	174	32628	1336	1646	44.80	55.20
7	31	2013	4	17	2981	9.14	175	32628	1286	1695	43.14	56.86
7	23	2013	3	17	2978	9.13	176	32628	1207	1771	40.53	59.47

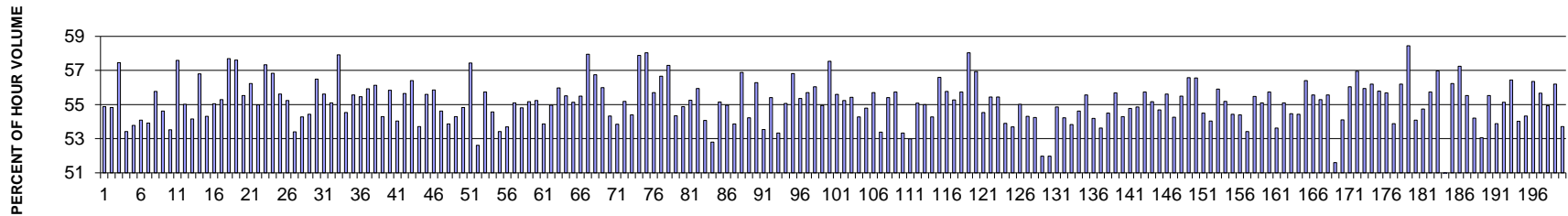
MO	DY	YR	DAY OF WK	HR	HR VOL	PERCENT OF AADT	HOUR NUMBER	AADT	EAST VOLUME	WEST VOLUME	PERCENT EAST IS OF TOTAL VOLUME	PERCENT WEST IS OF TOTAL VOLUME
6	20	2013	5	16	2975	9.12	177	32628	1268	1707	42.62	57.38
8	4	2013	1	15	2975	9.12	178	32628	1425	1550	47.90	52.10
5	2	2013	5	17	2972	9.11	179	32628	1255	1717	42.23	57.77
6	13	2013	5	18	2972	9.11	180	32628	1314	1658	44.21	55.79
9	11	2013	4	18	2972	9.11	181	32628	1277	1695	42.97	57.03
12	23	2013	2	17	2971	9.11	182	32628	1316	1655	44.29	55.71
4	19	2013	6	18	2970	9.10	183	32628	1423	1547	47.91	52.09
6	19	2013	4	17	2969	9.10	184	32628	1280	1689	43.11	56.89
10	24	2013	5	17	2966	9.09	185	32628	1221	1745	41.17	58.83
7	24	2013	4	17	2965	9.09	186	32628	1208	1757	40.74	59.26
7	30	2013	3	18	2964	9.08	187	32628	1289	1675	43.49	56.51
6	5	2013	4	18	2959	9.07	188	32628	1291	1668	43.63	56.37
7	11	2013	5	18	2959	9.07	189	32628	1306	1653	44.14	55.86
7	14	2013	1	14	2959	9.07	190	32628	1427	1532	48.23	51.77
6	7	2013	6	15	2957	9.06	191	32628	1503	1454	50.83	49.17
7	30	2013	3	17	2957	9.06	192	32628	1195	1762	40.41	59.59
7	10	2013	4	18	2956	9.06	193	32628	1293	1663	43.74	56.26
6	16	2013	1	15	2953	9.05	194	32628	1355	1598	45.89	54.11
7	11	2013	5	16	2953	9.05	195	32628	1312	1641	44.43	55.57
3	15	2013	6	16	2952	9.05	196	32628	1327	1625	44.95	55.05
10	31	2013	5	17	2951	9.04	197	32628	1254	1697	42.49	57.51
11	27	2013	4	14	2951	9.04	198	32628	1471	1480	49.85	50.15
4	19	2013	6	16	2950	9.04	199	32628	1285	1665	43.56	56.44
9	18	2013	4	17	2948	9.04	200	32628	1257	1691	42.64	57.36

**SR 518 MP 0.35 SEATAC ADC SITE D13
K FOR THE PEAK 200 HOURS OF 2013**



AADT= 55453 K 30 FACTOR= 8.19 K 100 FACTOR= 7.99 K 200 FACTOR= 7.79 D 30 FACTOR= 56.49

**SR 518 MP 0.35 SEATAC ADC SITE D13
D % IN THE PEAK 200 HOURS OF 2013**



MO	DY	YR	DAY OF WK	HR	HR VOL	PERCENT OF AADT	HOUR NUMBER	AADT	EAST VOLUME	WEST VOLUME	PERCENT EAST IS OF TOTAL VOLUME	PERCENT WEST IS OF TOTAL VOLUME
10	25	2013	6	17	4724	8.52	1	55453	2132	2592	45.13	54.87
11	8	2013	6	17	4717	8.51	2	55453	2131	2586	45.18	54.82
12	2	2013	2	17	4712	8.50	3	55453	2005	2707	42.55	57.45
12	23	2013	2	17	4702	8.48	4	55453	2190	2512	46.58	53.42
11	22	2013	6	17	4620	8.33	5	55453	2136	2484	46.23	53.77
12	19	2013	5	17	4613	8.32	6	55453	2118	2495	45.91	54.09
11	8	2013	6	18	4603	8.30	7	55453	2121	2482	46.08	53.92
12	6	2013	6	17	4599	8.29	8	55453	2034	2565	44.23	55.77
9	20	2013	6	18	4595	8.29	9	55453	2085	2510	45.38	54.62
10	25	2013	6	18	4590	8.28	10	55453	2134	2456	46.49	53.51
6	20	2013	5	18	4580	8.26	11	55453	1943	2637	42.42	57.58
12	13	2013	6	17	4573	8.25	12	55453	2057	2516	44.98	55.02

MO	DY	YR	DAY OF WK	HR	HR VOL	PERCENT OF AADT	HOUR NUMBER	AADT	EAST VOLUME	WEST VOLUME	PERCENT EAST IS OF TOTAL VOLUME	PERCENT WEST IS OF TOTAL VOLUME
9	27	2013	6	18	4572	8.24	13	55453	2096	2476	45.84	54.16
6	7	2013	6	18	4569	8.24	14	55453	1974	2595	43.20	56.80
9	13	2013	6	18	4565	8.23	15	55453	2086	2479	45.70	54.30
6	14	2013	6	18	4560	8.22	16	55453	2050	2510	44.96	55.04
10	24	2013	5	18	4560	8.22	17	55453	2039	2521	44.71	55.29
8	1	2013	5	18	4559	8.22	18	55453	1929	2630	42.31	57.69
7	25	2013	5	18	4558	8.22	19	55453	1932	2626	42.39	57.61
12	13	2013	6	18	4558	8.22	20	55453	2027	2531	44.47	55.53
7	18	2013	5	18	4557	8.22	21	55453	1994	2563	43.76	56.24
10	11	2013	6	18	4556	8.22	22	55453	2051	2505	45.02	54.98
12	2	2013	2	16	4551	8.21	23	55453	1942	2609	42.67	57.33
9	12	2013	5	18	4546	8.20	24	55453	1962	2584	43.16	56.84
9	13	2013	6	17	4546	8.20	25	55453	2018	2528	44.39	55.61
10	10	2013	5	18	4546	8.20	26	55453	2035	2511	44.76	55.24
2	22	2013	6	17	4542	8.19	27	55453	2117	2425	46.61	53.39
5	3	2013	6	17	4542	8.19	28	55453	2077	2465	45.73	54.27
2	1	2013	6	17	4541	8.19	29	55453	2070	2471	45.58	54.42
8	15	2013	5	18	4539	8.19	30	55453	1975	2564	43.51	56.49
9	6	2013	6	18	4528	8.17	31	55453	2010	2518	44.39	55.61
7	19	2013	6	17	4526	8.16	32	55453	2032	2494	44.90	55.10
12	19	2013	5	18	4526	8.16	33	55453	1905	2621	42.09	57.91
10	18	2013	6	18	4525	8.16	34	55453	2057	2468	45.46	54.54
12	3	2013	3	17	4525	8.16	35	55453	2011	2514	44.44	55.56
8	22	2013	5	18	4522	8.15	36	55453	2014	2508	44.54	55.46
9	20	2013	6	17	4520	8.15	37	55453	1992	2528	44.07	55.93
5	17	2013	6	18	4518	8.15	38	55453	1982	2536	43.87	56.13
7	18	2013	5	17	4518	8.15	39	55453	2065	2453	45.71	54.29
7	31	2013	4	18	4518	8.15	40	55453	1995	2523	44.16	55.84
10	11	2013	6	17	4517	8.15	41	55453	2076	2441	45.96	54.04
10	17	2013	5	17	4514	8.14	42	55453	2002	2512	44.35	55.65
8	15	2013	5	17	4513	8.14	43	55453	1967	2546	43.59	56.41
9	27	2013	6	17	4512	8.14	44	55453	2089	2423	46.30	53.70
11	22	2013	6	18	4512	8.14	45	55453	2004	2508	44.41	55.59
8	2	2013	6	18	4510	8.13	46	55453	1991	2519	44.15	55.85
7	11	2013	5	18	4506	8.13	47	55453	2045	2461	45.38	54.62
10	18	2013	6	17	4506	8.13	48	55453	2079	2427	46.14	53.86
12	10	2013	3	17	4500	8.11	49	55453	2057	2443	45.71	54.29
8	23	2013	6	17	4499	8.11	50	55453	2032	2467	45.17	54.83
10	15	2013	3	18	4497	8.11	51	55453	1914	2583	42.56	57.44
12	23	2013	2	18	4497	8.11	52	55453	2131	2366	47.39	52.61
2	14	2013	5	18	4496	8.11	53	55453	1990	2506	44.26	55.74

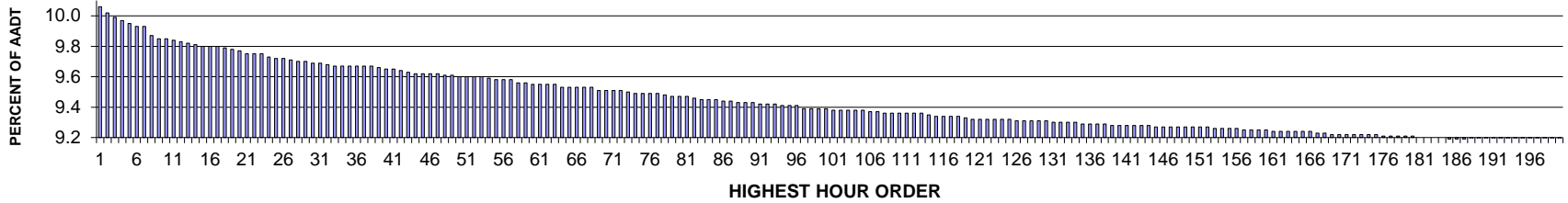
MO	DY	YR	DAY OF WK	HR	HR VOL	PERCENT OF AADT	HOUR NUMBER	AADT	EAST VOLUME	WEST VOLUME	PERCENT EAST IS OF TOTAL VOLUME	PERCENT WEST IS OF TOTAL VOLUME
8	23	2013	6	18	4496	8.11	54	55453	2043	2453	45.44	54.56
12	11	2013	4	17	4492	8.10	55	55453	2093	2399	46.59	53.41
1	25	2013	6	17	4491	8.10	56	55453	2080	2411	46.31	53.69
12	4	2013	4	17	4491	8.10	57	55453	2017	2474	44.91	55.09
2	1	2013	6	18	4490	8.10	58	55453	2029	2461	45.19	54.81
10	31	2013	5	17	4490	8.10	59	55453	2013	2477	44.83	55.17
10	1	2013	3	17	4487	8.09	60	55453	2009	2478	44.77	55.23
12	13	2013	6	16	4484	8.09	61	55453	2069	2415	46.14	53.86
5	10	2013	6	18	4483	8.08	62	55453	2019	2464	45.04	54.96
8	20	2013	3	18	4483	8.08	63	55453	1974	2509	44.03	55.97
9	17	2013	3	18	4477	8.07	64	55453	1992	2485	44.49	55.51
6	14	2013	6	17	4476	8.07	65	55453	2008	2468	44.86	55.14
8	20	2013	3	17	4471	8.06	66	55453	1990	2481	44.51	55.49
6	13	2013	5	18	4468	8.06	67	55453	1879	2589	42.05	57.95
10	23	2013	4	18	4468	8.06	68	55453	1933	2535	43.26	56.74
8	28	2013	4	18	4467	8.06	69	55453	1966	2501	44.01	55.99
3	22	2013	6	17	4466	8.05	70	55453	2040	2426	45.68	54.32
5	31	2013	6	18	4462	8.05	71	55453	2059	2403	46.15	53.85
8	21	2013	4	18	4462	8.05	72	55453	2000	2462	44.82	55.18
10	25	2013	6	19	4460	8.04	73	55453	2426	2034	54.39	45.61
10	17	2013	5	18	4459	8.04	74	55453	1878	2581	42.12	57.88
5	22	2013	4	18	4458	8.04	75	55453	1871	2587	41.97	58.03
9	5	2013	5	17	4458	8.04	76	55453	1975	2483	44.30	55.70
10	9	2013	4	17	4458	8.04	77	55453	1932	2526	43.34	56.66
10	9	2013	4	18	4458	8.04	78	55453	1904	2554	42.71	57.29
2	14	2013	5	17	4457	8.04	79	55453	2035	2422	45.66	54.34
3	15	2013	6	17	4456	8.04	80	55453	2011	2445	45.13	54.87
8	9	2013	6	18	4456	8.04	81	55453	1994	2462	44.75	55.25
6	12	2013	4	18	4453	8.03	82	55453	1962	2491	44.06	55.94
12	17	2013	3	17	4452	8.03	83	55453	2045	2407	45.93	54.07
6	12	2013	4	17	4450	8.02	84	55453	2101	2349	47.21	52.79
10	4	2013	6	18	4450	8.02	85	55453	1996	2454	44.85	55.15
10	23	2013	4	17	4449	8.02	86	55453	2004	2445	45.04	54.96
8	9	2013	6	17	4448	8.02	87	55453	2052	2396	46.13	53.87
11	5	2013	3	17	4448	8.02	88	55453	1918	2530	43.12	56.88
9	17	2013	3	17	4447	8.02	89	55453	2036	2411	45.78	54.22
3	8	2013	6	17	4446	8.02	90	55453	1944	2502	43.72	56.28
5	17	2013	6	17	4446	8.02	91	55453	2066	2380	46.47	53.53
7	17	2013	4	18	4445	8.02	92	55453	1982	2463	44.59	55.41
10	4	2013	6	17	4444	8.01	93	55453	2074	2370	46.67	53.33
8	16	2013	6	18	4440	8.01	94	55453	1995	2445	44.93	55.07

MO	DY	YR	DAY OF WK	HR	HR VOL	PERCENT OF AADT	HOUR NUMBER	AADT	EAST VOLUME	WEST VOLUME	PERCENT EAST IS OF TOTAL VOLUME	PERCENT WEST IS OF TOTAL VOLUME
11	20	2013	4	18	4435	8.00	95	55453	1915	2520	43.18	56.82
8	8	2013	5	17	4433	7.99	96	55453	1979	2454	44.64	55.36
11	20	2013	4	17	4433	7.99	97	55453	1964	2469	44.30	55.70
8	22	2013	5	17	4432	7.99	98	55453	1948	2484	43.95	56.05
10	3	2013	5	17	4432	7.99	99	55453	1997	2435	45.06	54.94
11	21	2013	5	18	4432	7.99	100	55453	1882	2550	42.46	57.54
8	16	2013	6	17	4430	7.99	101	55453	1967	2463	44.40	55.60
11	26	2013	3	17	4429	7.99	102	55453	1983	2446	44.77	55.23
7	31	2013	4	17	4428	7.99	103	55453	1974	2454	44.58	55.42
11	15	2013	6	17	4428	7.99	104	55453	2025	2403	45.73	54.27
4	26	2013	6	17	4426	7.98	105	55453	2001	2425	45.21	54.79
11	5	2013	3	18	4420	7.97	106	55453	1958	2462	44.30	55.70
5	3	2013	6	18	4419	7.97	107	55453	2060	2359	46.62	53.38
9	24	2013	3	18	4415	7.96	108	55453	1969	2446	44.60	55.40
6	19	2013	4	18	4412	7.96	109	55453	1953	2459	44.27	55.73
11	1	2013	6	18	4412	7.96	110	55453	2059	2353	46.67	53.33
9	23	2013	2	17	4411	7.95	111	55453	2074	2337	47.02	52.98
10	30	2013	4	17	4406	7.95	112	55453	1979	2427	44.92	55.08
1	18	2013	6	17	4403	7.94	113	55453	1982	2421	45.01	54.99
3	1	2013	6	18	4403	7.94	114	55453	2013	2390	45.72	54.28
6	27	2013	5	18	4401	7.94	115	55453	1910	2491	43.40	56.60
2	8	2013	6	17	4400	7.93	116	55453	1946	2454	44.23	55.77
8	1	2013	5	17	4400	7.93	117	55453	1968	2432	44.73	55.27
10	16	2013	4	17	4399	7.93	118	55453	1947	2452	44.26	55.74
5	15	2013	4	18	4396	7.93	119	55453	1845	2551	41.97	58.03
12	17	2013	3	18	4396	7.93	120	55453	1893	2503	43.06	56.94
9	26	2013	5	18	4395	7.93	121	55453	1998	2397	45.46	54.54
12	16	2013	2	17	4394	7.92	122	55453	1958	2436	44.56	55.44
8	7	2013	4	18	4393	7.92	123	55453	1957	2436	44.55	55.45
3	15	2013	6	18	4386	7.91	124	55453	2022	2364	46.10	53.90
7	17	2013	4	17	4386	7.91	125	55453	2031	2355	46.31	53.69
7	26	2013	6	18	4386	7.91	126	55453	1973	2413	44.98	55.02
8	28	2013	4	17	4385	7.91	127	55453	2004	2381	45.70	54.30
9	25	2013	4	17	4384	7.91	128	55453	2006	2378	45.76	54.24
11	1	2013	6	17	4384	7.91	129	55453	2105	2279	48.02	51.98
12	23	2013	2	15	4383	7.90	130	55453	2105	2278	48.03	51.97
5	10	2013	6	17	4382	7.90	131	55453	1978	2404	45.14	54.86
6	21	2013	6	17	4382	7.90	132	55453	2006	2376	45.78	54.22
5	7	2013	3	17	4381	7.90	133	55453	2023	2358	46.18	53.82
2	15	2013	6	18	4378	7.89	134	55453	1987	2391	45.39	54.61
10	16	2013	4	18	4378	7.89	135	55453	1945	2433	44.43	55.57

MO	DY	YR	DAY OF WK	HR	HR VOL	PERCENT OF AADT	HOUR NUMBER	AADT	EAST VOLUME	WEST VOLUME	PERCENT EAST IS OF TOTAL VOLUME	PERCENT WEST IS OF TOTAL VOLUME
11	6	2013	4	17	4377	7.89	136	55453	2005	2372	45.81	54.19
12	18	2013	4	17	4377	7.89	137	55453	2030	2347	46.38	53.62
12	5	2013	5	17	4376	7.89	138	55453	1991	2385	45.50	54.50
6	11	2013	3	17	4375	7.89	139	55453	1939	2436	44.32	55.68
8	14	2013	4	18	4375	7.89	140	55453	2000	2375	45.71	54.29
7	10	2013	4	17	4373	7.89	141	55453	1978	2395	45.23	54.77
9	19	2013	5	17	4373	7.89	142	55453	1974	2399	45.14	54.86
9	30	2013	2	17	4373	7.89	143	55453	1936	2437	44.27	55.73
11	19	2013	3	17	4372	7.88	144	55453	1960	2412	44.83	55.17
11	21	2013	5	17	4372	7.88	145	55453	1981	2391	45.31	54.69
6	7	2013	6	17	4371	7.88	146	55453	1940	2431	44.38	55.62
5	9	2013	5	17	4370	7.88	147	55453	1999	2371	45.74	54.26
7	19	2013	6	18	4370	7.88	148	55453	1945	2425	44.51	55.49
10	30	2013	4	18	4370	7.88	149	55453	1898	2472	43.43	56.57
4	16	2013	3	18	4368	7.88	150	55453	1898	2470	43.45	56.55
7	26	2013	6	17	4364	7.87	151	55453	1986	2378	45.51	54.49
9	6	2013	6	17	4364	7.87	152	55453	2006	2358	45.97	54.03
10	3	2013	5	18	4364	7.87	153	55453	1924	2440	44.09	55.91
3	7	2013	5	18	4362	7.87	154	55453	1955	2407	44.82	55.18
9	3	2013	3	17	4362	7.87	155	55453	1988	2374	45.58	54.42
10	15	2013	3	17	4361	7.86	156	55453	1989	2372	45.61	54.39
3	22	2013	6	18	4360	7.86	157	55453	2031	2329	46.58	53.42
9	10	2013	3	17	4357	7.86	158	55453	1940	2417	44.53	55.47
6	27	2013	5	17	4356	7.86	159	55453	1956	2400	44.90	55.10
11	25	2013	2	17	4356	7.86	160	55453	1928	2428	44.26	55.74
7	12	2013	6	17	4355	7.85	161	55453	2020	2335	46.38	53.62
8	7	2013	4	17	4355	7.85	162	55453	1956	2399	44.91	55.09
7	12	2013	6	18	4352	7.85	163	55453	1982	2370	45.54	54.46
7	25	2013	5	17	4352	7.85	164	55453	1983	2369	45.57	54.43
10	31	2013	5	18	4352	7.85	165	55453	1897	2455	43.59	56.41
4	19	2013	6	18	4351	7.85	166	55453	1933	2418	44.43	55.57
6	17	2013	2	17	4350	7.84	167	55453	1945	2405	44.71	55.29
12	12	2013	5	17	4350	7.84	168	55453	1933	2417	44.44	55.56
8	30	2013	6	18	4347	7.84	169	55453	2104	2243	48.40	51.60
5	16	2013	5	17	4346	7.84	170	55453	1995	2351	45.90	54.10
12	6	2013	6	18	4346	7.84	171	55453	1910	2436	43.95	56.05
3	28	2013	5	18	4345	7.84	172	55453	1870	2475	43.04	56.96
3	27	2013	4	18	4344	7.83	173	55453	1914	2430	44.06	55.94
9	18	2013	4	18	4344	7.83	174	55453	1903	2441	43.81	56.19
9	19	2013	5	18	4343	7.83	175	55453	1920	2423	44.21	55.79
9	12	2013	5	17	4342	7.83	176	55453	1924	2418	44.31	55.69

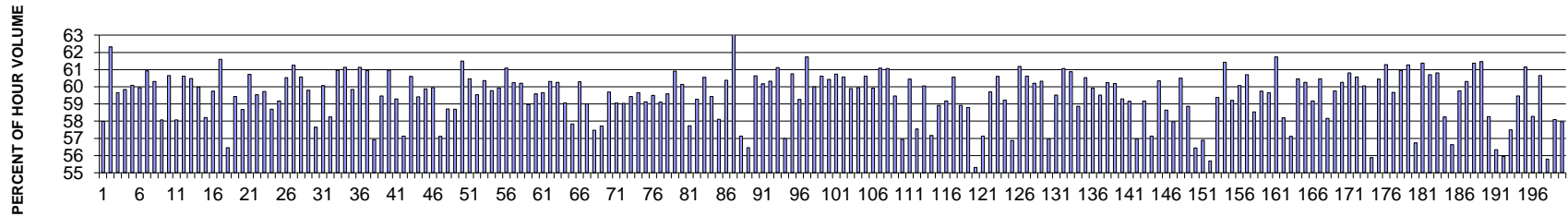
MO	DY	YR	DAY OF WK	HR	HR VOL	PERCENT OF AADT	HOUR NUMBER	AADT	EAST VOLUME	WEST VOLUME	PERCENT EAST IS OF TOTAL VOLUME	PERCENT WEST IS OF TOTAL VOLUME
2	8	2013	6	18	4339		177	55453	2001	2338	46.12	53.88
5	1	2013	4	18	4339	7.82	178	55453	1901	2438	43.81	56.19
6	11	2013	3	18	4339	7.82	179	55453	1803	2536	41.55	58.45
11	12	2013	3	17	4339	7.82	180	55453	1992	2347	45.91	54.09
3	1	2013	6	17	4338	7.82	181	55453	1964	2374	45.27	54.73
7	23	2013	3	17	4338	7.82	182	55453	1920	2418	44.26	55.74
7	9	2013	3	17	4337	7.82	183	55453	1866	2471	43.03	56.97
10	18	2013	6	19	4336	7.82	184	55453	2152	2184	49.63	50.37
12	11	2013	4	18	4335	7.82	185	55453	1897	2438	43.76	56.24
6	5	2013	4	18	4333	7.81	186	55453	1853	2480	42.76	57.24
9	3	2013	3	18	4333	7.81	187	55453	1927	2406	44.47	55.53
2	21	2013	5	17	4332	7.81	188	55453	1984	2348	45.80	54.20
5	31	2013	6	17	4331	7.81	189	55453	2033	2298	46.94	53.06
5	22	2013	4	17	4330	7.81	190	55453	1926	2404	44.48	55.52
10	10	2013	5	17	4330	7.81	191	55453	1997	2333	46.12	53.88
4	17	2013	4	17	4329	7.81	192	55453	1942	2387	44.86	55.14
9	5	2013	5	18	4329	7.81	193	55453	1886	2443	43.57	56.43
3	29	2013	6	17	4327	7.80	194	55453	1990	2337	45.99	54.01
6	21	2013	6	18	4326	7.80	195	55453	1976	2350	45.68	54.32
7	24	2013	4	18	4325	7.80	196	55453	1888	2437	43.65	56.35
7	11	2013	5	17	4324	7.80	197	55453	1917	2407	44.33	55.67
4	12	2013	6	17	4323	7.80	198	55453	1949	2374	45.08	54.92
10	8	2013	3	18	4323	7.80	199	55453	1894	2429	43.81	56.19
7	3	2013	4	17	4322	7.79	200	55453	2001	2321	46.30	53.70

SR 509 MP 26.37 BURIEEN ADC SITE D14
K FOR FOR PEAK 200 HOURS OF 2013



AADT= 55495 K 30 FACTOR= 9.69 K 100 FACTOR= 9.39 K 200 FACTOR= 9.15 D 30 FACTOR= 57.64

SR 509 MP 26.37 BURIEEN ADC SITE D14
D % IN THE PEAK 200 HOURS OF 2013



MO	DY	YR	DAY OF WK	HR	HR VOL	PERCENT OF AADT	HOUR NUMBER	AADT	NORTH VOLUME	SOUTH VOLUME	PERCENT NORTH IS OF TOTAL VOLUME	PERCENT SOUTH IS OF TOTAL VOLUME
5	9	2013	5	17	5582	10.06	1	55495	2345	3237	42.01	57.99
9	27	2013	6	17	5560	10.02	2	55495	2095	3465	37.68	62.32
10	17	2013	5	17	5544	9.99	3	55495	2237	3307	40.35	59.65
12	19	2013	5	17	5535	9.97	4	55495	2223	3312	40.16	59.84
10	31	2013	5	17	5522	9.95	5	55495	2204	3318	39.91	60.09
12	3	2013	3	17	5512	9.93	6	55495	2208	3304	40.06	59.94
11	22	2013	6	17	5510	9.93	7	55495	2153	3357	39.07	60.93
12	4	2013	4	17	5475	9.87	8	55495	2173	3302	39.69	60.31
9	13	2013	6	17	5468	9.85	9	55495	2292	3176	41.92	58.08
10	10	2013	5	17	5468	9.85	10	55495	2151	3317	39.34	60.66
6	6	2013	5	17	5460	9.84	11	55495	2289	3171	41.92	58.08
11	21	2013	5	17	5455	9.83	12	55495	2148	3307	39.38	60.62

MO	DY	YR	DAY OF WK	HR	HR VOL	PERCENT OF AADT	HOUR NUMBER	AADT	NORTH VOLUME	SOUTH VOLUME	PERCENT NORTH IS OF TOTAL VOLUME	PERCENT SOUTH IS OF TOTAL VOLUME
5	16	2013	5	17	5448	9.82	13	55495	2153	3295	39.52	60.48
12	11	2013	4	17	5445	9.81	14	55495	2179	3266	40.02	59.98
6	19	2013	4	17	5438	9.80	15	55495	2272	3166	41.78	58.22
6	12	2013	4	17	5436	9.80	16	55495	2188	3248	40.25	59.75
12	18	2013	4	17	5436	9.80	17	55495	2088	3348	38.41	61.59
4	18	2013	5	18	5431	9.79	18	55495	2364	3067	43.53	56.47
2	14	2013	5	17	5428	9.78	19	55495	2202	3226	40.57	59.43
12	12	2013	5	17	5421	9.77	20	55495	2240	3181	41.32	58.68
5	22	2013	4	17	5413	9.75	21	55495	2126	3287	39.28	60.72
11	8	2013	6	17	5410	9.75	22	55495	2189	3221	40.46	59.54
5	8	2013	4	17	5409	9.75	23	55495	2179	3230	40.28	59.72
12	6	2013	6	17	5402	9.73	24	55495	2231	3171	41.30	58.70
10	16	2013	4	17	5392	9.72	25	55495	2201	3191	40.82	59.18
11	6	2013	4	17	5392	9.72	26	55495	2128	3264	39.47	60.53
9	18	2013	4	17	5388	9.71	27	55495	2088	3300	38.75	61.25
11	7	2013	5	17	5385	9.70	28	55495	2124	3261	39.44	60.56
9	25	2013	4	17	5383	9.70	29	55495	2164	3219	40.20	59.80
12	2	2013	2	17	5380	9.69	30	55495	2279	3101	42.36	57.64
10	23	2013	4	17	5379	9.69	31	55495	2148	3231	39.93	60.07
9	20	2013	6	17	5374	9.68	32	55495	2244	3130	41.76	58.24
11	15	2013	6	17	5369	9.67	33	55495	2096	3273	39.04	60.96
12	10	2013	3	17	5368	9.67	34	55495	2086	3282	38.86	61.14
11	20	2013	4	17	5367	9.67	35	55495	2155	3212	40.15	59.85
12	17	2013	3	17	5367	9.67	36	55495	2086	3281	38.87	61.13
10	1	2013	3	17	5366	9.67	37	55495	2096	3270	39.06	60.94
12	13	2013	6	17	5365	9.67	38	55495	2311	3054	43.08	56.92
10	30	2013	4	17	5362	9.66	39	55495	2173	3189	40.53	59.47
2	21	2013	5	17	5355	9.65	40	55495	2090	3265	39.03	60.97
4	24	2013	4	17	5354	9.65	41	55495	2179	3175	40.70	59.30
12	12	2013	5	18	5351	9.64	42	55495	2294	3057	42.87	57.13
2	20	2013	4	17	5343	9.63	43	55495	2105	3238	39.40	60.60
9	12	2013	5	17	5341	9.62	44	55495	2168	3173	40.59	59.41
11	13	2013	4	17	5341	9.62	45	55495	2143	3198	40.12	59.88
5	3	2013	6	17	5337	9.62	46	55495	2138	3199	40.06	59.94
6	19	2013	4	18	5337	9.62	47	55495	2289	3048	42.89	57.11
9	19	2013	5	17	5331	9.61	48	55495	2201	3130	41.29	58.71
10	25	2013	6	18	5331	9.61	49	55495	2202	3129	41.31	58.69
11	12	2013	3	17	5330	9.60	50	55495	2052	3278	38.50	61.50
11	19	2013	3	17	5329	9.60	51	55495	2107	3222	39.54	60.46
2	22	2013	6	17	5326	9.60	52	55495	2155	3171	40.46	59.54
10	15	2013	3	17	5326	9.60	53	55495	2111	3215	39.64	60.36

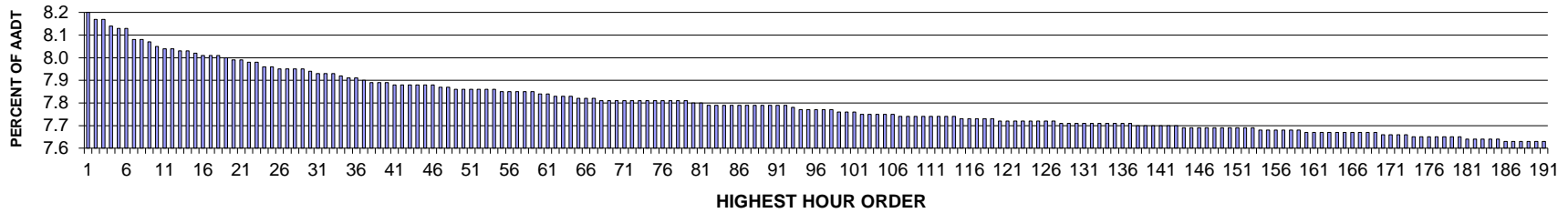
MO	DY	YR	DAY OF WK	HR	HR VOL	PERCENT OF AADT	HOUR NUMBER	AADT	NORTH VOLUME	SOUTH VOLUME	PERCENT NORTH IS OF TOTAL VOLUME	PERCENT SOUTH IS OF TOTAL VOLUME
10	24	2013	5	18	5321	9.59	54	55495	2140	3181	40.22	59.78
7	18	2013	5	17	5318	9.58	55	55495	2131	3187	40.07	59.93
11	26	2013	3	17	5318	9.58	56	55495	2070	3248	38.92	61.08
11	14	2013	5	17	5317	9.58	57	55495	2114	3203	39.76	60.24
12	5	2013	5	17	5306	9.56	58	55495	2111	3195	39.79	60.21
5	1	2013	4	17	5304	9.56	59	55495	2176	3128	41.03	58.97
2	1	2013	6	17	5302	9.55	60	55495	2143	3159	40.42	59.58
2	7	2013	5	17	5299	9.55	61	55495	2138	3161	40.35	59.65
9	11	2013	4	17	5299	9.55	62	55495	2103	3196	39.69	60.31
10	28	2013	2	17	5297	9.55	63	55495	2105	3192	39.74	60.26
10	3	2013	5	17	5290	9.53	64	55495	2166	3124	40.95	59.05
10	9	2013	4	17	5290	9.53	65	55495	2231	3059	42.17	57.83
9	24	2013	3	17	5289	9.53	66	55495	2100	3189	39.71	60.29
5	30	2013	5	17	5288	9.53	67	55495	2168	3120	41.00	59.00
5	10	2013	6	17	5286	9.53	68	55495	2248	3038	42.53	57.47
5	22	2013	4	18	5278	9.51	69	55495	2232	3046	42.29	57.71
5	15	2013	4	17	5277	9.51	70	55495	2127	3150	40.31	59.69
11	5	2013	3	17	5276	9.51	71	55495	2160	3116	40.94	59.06
5	29	2013	4	17	5275	9.51	72	55495	2161	3114	40.97	59.03
2	8	2013	6	17	5273	9.50	73	55495	2139	3134	40.57	59.43
5	7	2013	3	17	5269	9.49	74	55495	2126	3143	40.35	59.65
1	15	2013	3	17	5266	9.49	75	55495	2152	3114	40.87	59.13
6	5	2013	4	17	5266	9.49	76	55495	2132	3134	40.49	59.51
10	25	2013	6	17	5266	9.49	77	55495	2154	3112	40.90	59.10
6	4	2013	3	17	5260	9.48	78	55495	2126	3134	40.42	59.58
1	10	2013	5	17	5254	9.47	79	55495	2054	3200	39.09	60.91
7	17	2013	4	17	5254	9.47	80	55495	2094	3160	39.86	60.14
11	20	2013	4	18	5253	9.47	81	55495	2220	3033	42.26	57.74
5	2	2013	5	17	5248	9.46	82	55495	2137	3111	40.72	59.28
6	27	2013	5	17	5247	9.45	83	55495	2070	3177	39.45	60.55
4	18	2013	5	17	5244	9.45	84	55495	2127	3117	40.56	59.44
6	20	2013	5	18	5242	9.45	85	55495	2196	3046	41.89	58.11
4	17	2013	4	17	5237	9.44	86	55495	2075	3162	39.62	60.38
10	8	2013	3	17	5236	9.44	87	55495	1935	3301	36.96	63.04
10	10	2013	5	18	5232	9.43	88	55495	2243	2989	42.87	57.13
7	18	2013	5	18	5231	9.43	89	55495	2277	2954	43.53	56.47
9	30	2013	2	17	5231	9.43	90	55495	2059	3172	39.36	60.64
6	14	2013	6	17	5228	9.42	91	55495	2082	3146	39.82	60.18
6	20	2013	5	17	5226	9.42	92	55495	2073	3153	39.67	60.33
11	1	2013	6	17	5226	9.42	93	55495	2032	3194	38.88	61.12
9	12	2013	5	18	5224	9.41	94	55495	2247	2977	43.01	56.99

MO	DY	YR	DAY OF WK	HR	HR VOL	PERCENT OF AADT	HOUR NUMBER	AADT	NORTH VOLUME	SOUTH VOLUME	PERCENT NORTH IS OF TOTAL VOLUME	PERCENT SOUTH IS OF TOTAL VOLUME
11	25	2013	2	17	5223	9.41	95	55495	2050	3173	39.25	60.75
9	18	2013	4	18	5221	9.41	96	55495	2127	3094	40.74	59.26
5	23	2013	5	17	5213	9.39	97	55495	1995	3218	38.27	61.73
1	17	2013	5	17	5212	9.39	98	55495	2085	3127	40.00	60.00
10	29	2013	3	17	5212	9.39	99	55495	2053	3159	39.39	60.61
4	19	2013	6	17	5209	9.39	100	55495	2061	3148	39.57	60.43
9	23	2013	2	17	5206	9.38	101	55495	2044	3162	39.26	60.74
3	13	2013	4	17	5205	9.38	102	55495	2053	3152	39.44	60.56
4	23	2013	3	17	5204	9.38	103	55495	2087	3117	40.10	59.90
4	30	2013	3	17	5204	9.38	104	55495	2084	3120	40.05	59.95
11	18	2013	2	17	5203	9.38	105	55495	2049	3154	39.38	60.62
3	21	2013	5	17	5202	9.37	106	55495	2085	3117	40.08	59.92
7	24	2013	4	17	5198	9.37	107	55495	2023	3175	38.92	61.08
10	2	2013	4	17	5197	9.36	108	55495	2023	3174	38.93	61.07
3	14	2013	5	17	5196	9.36	109	55495	2106	3090	40.53	59.47
3	28	2013	5	18	5196	9.36	110	55495	2237	2959	43.05	56.95
6	3	2013	2	17	5196	9.36	111	55495	2055	3141	39.55	60.45
11	21	2013	5	18	5196	9.36	112	55495	2206	2990	42.46	57.54
10	22	2013	3	17	5192	9.36	113	55495	2074	3118	39.95	60.05
4	25	2013	5	18	5191	9.35	114	55495	2224	2967	42.84	57.16
7	24	2013	4	18	5186	9.34	115	55495	2131	3055	41.09	58.91
3	28	2013	5	17	5184	9.34	116	55495	2116	3068	40.82	59.18
5	21	2013	3	17	5183	9.34	117	55495	2044	3139	39.44	60.56
7	9	2013	3	17	5182	9.34	118	55495	2129	3053	41.08	58.92
9	20	2013	6	18	5179	9.33	119	55495	2134	3045	41.20	58.80
6	6	2013	5	18	5174	9.32	120	55495	2312	2862	44.68	55.32
10	17	2013	5	18	5174	9.32	121	55495	2218	2956	42.87	57.13
6	21	2013	6	17	5173	9.32	122	55495	2084	3089	40.29	59.71
3	27	2013	4	17	5172	9.32	123	55495	2038	3134	39.40	60.60
1	31	2013	5	17	5170	9.32	124	55495	2108	3062	40.77	59.23
5	2	2013	5	18	5170	9.32	125	55495	2230	2940	43.13	56.87
7	23	2013	3	17	5168	9.31	126	55495	2006	3162	38.82	61.18
12	18	2013	4	18	5167	9.31	127	55495	2035	3132	39.38	60.62
4	4	2013	5	17	5166	9.31	128	55495	2056	3110	39.80	60.20
10	18	2013	6	17	5166	9.31	129	55495	2050	3116	39.68	60.32
5	9	2013	5	18	5165	9.31	130	55495	2223	2942	43.04	56.96
5	20	2013	2	17	5163	9.30	131	55495	2090	3073	40.48	59.52
7	16	2013	3	17	5163	9.30	132	55495	2010	3153	38.93	61.07
5	31	2013	6	17	5161	9.30	133	55495	2019	3142	39.12	60.88
6	27	2013	5	18	5161	9.30	134	55495	2123	3038	41.14	58.86
1	11	2013	6	17	5157	9.29	135	55495	2035	3122	39.46	60.54

MO	DY	YR	DAY OF WK	HR	HR VOL	PERCENT OF AADT	HOUR NUMBER	AADT	NORTH VOLUME	SOUTH VOLUME	PERCENT NORTH IS OF TOTAL VOLUME	PERCENT SOUTH IS OF TOTAL VOLUME
6	25	2013	3	17	5155	9.29	136	55495	2066	3089	40.08	59.92
7	3	2013	4	17	5155	9.29	137	55495	2087	3068	40.48	59.52
1	9	2013	4	17	5154	9.29	138	55495	2049	3105	39.76	60.24
6	13	2013	5	17	5152	9.28	139	55495	2051	3101	39.81	60.19
7	11	2013	5	17	5152	9.28	140	55495	2097	3055	40.70	59.30
1	30	2013	4	17	5151	9.28	141	55495	2104	3047	40.85	59.15
5	16	2013	5	18	5151	9.28	142	55495	2217	2934	43.04	56.96
2	13	2013	4	17	5150	9.28	143	55495	2103	3047	40.83	59.17
3	21	2013	5	18	5149	9.28	144	55495	2207	2942	42.86	57.14
3	26	2013	3	17	5147	9.27	145	55495	2041	3106	39.65	60.35
4	25	2013	5	17	5147	9.27	146	55495	2129	3018	41.36	58.64
7	19	2013	6	17	5145	9.27	147	55495	2162	2983	42.02	57.98
5	6	2013	2	17	5144	9.27	148	55495	2032	3112	39.50	60.50
6	28	2013	6	17	5144	9.27	149	55495	2116	3028	41.14	58.86
12	19	2013	5	18	5144	9.27	150	55495	2240	2904	43.55	56.45
6	5	2013	4	18	5143	9.27	151	55495	2217	2926	43.11	56.89
6	13	2013	5	18	5143	9.27	152	55495	2279	2864	44.31	55.69
7	25	2013	5	17	5141	9.26	153	55495	2088	3053	40.61	59.39
5	13	2013	2	17	5140	9.26	154	55495	1983	3157	38.58	61.42
6	18	2013	3	17	5139	9.26	155	55495	2096	3043	40.79	59.21
5	17	2013	6	17	5137	9.26	156	55495	2051	3086	39.93	60.07
1	16	2013	4	17	5135	9.25	157	55495	2018	3117	39.30	60.70
11	8	2013	6	18	5135	9.25	158	55495	2129	3006	41.46	58.54
7	10	2013	4	17	5133	9.25	159	55495	2066	3067	40.25	59.75
1	29	2013	3	17	5132	9.25	160	55495	2070	3062	40.34	59.66
6	26	2013	4	17	5129	9.24	161	55495	1963	3166	38.27	61.73
9	27	2013	6	18	5129	9.24	162	55495	2144	2985	41.80	58.20
4	4	2013	5	18	5128	9.24	163	55495	2199	2929	42.88	57.12
1	23	2013	4	17	5127	9.24	164	55495	2027	3100	39.54	60.46
9	17	2013	3	17	5127	9.24	165	55495	2038	3089	39.75	60.25
12	17	2013	3	18	5127	9.24	166	55495	2093	3034	40.82	59.18
1	3	2013	5	17	5123	9.23	167	55495	2025	3098	39.53	60.47
4	30	2013	3	18	5121	9.23	168	55495	2142	2979	41.83	58.17
1	25	2013	6	17	5119	9.22	169	55495	2060	3059	40.24	59.76
3	7	2013	5	17	5118	9.22	170	55495	2034	3084	39.74	60.26
2	6	2013	4	17	5115	9.22	171	55495	2005	3110	39.20	60.80
2	28	2013	5	17	5115	9.22	172	55495	2017	3098	39.43	60.57
3	1	2013	6	17	5115	9.22	173	55495	2043	3072	39.94	60.06
5	10	2013	6	18	5115	9.22	174	55495	2257	2858	44.13	55.87
12	23	2013	2	17	5114	9.22	175	55495	2023	3091	39.56	60.44
3	6	2013	4	17	5113	9.21	176	55495	1979	3134	38.71	61.29

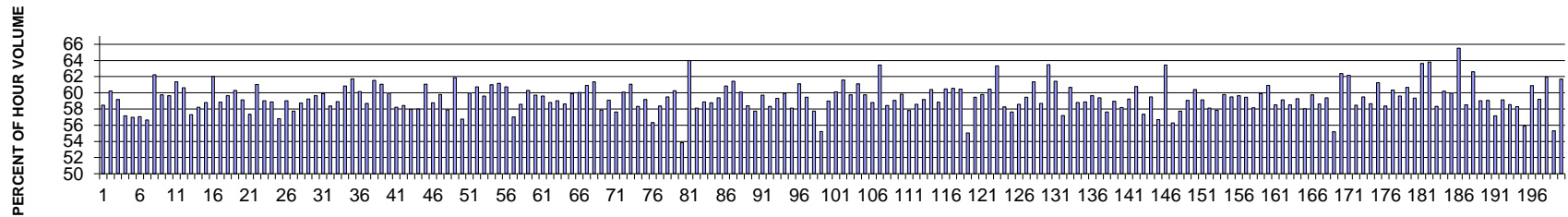
MO	DY	YR	DAY OF WK	HR	HR VOL	PERCENT OF AADT	HOUR NUMBER	AADT	NORTH VOLUME	SOUTH VOLUME	PERCENT NORTH IS OF TOTAL VOLUME	PERCENT SOUTH IS OF TOTAL VOLUME
4	3	2013	4	17	5112	9.21	177	55495	2061	3051	40.32	59.68
10	4	2013	6	17	5112	9.21	178	55495	1997	3115	39.06	60.94
12	16	2013	2	17	5112	9.21	179	55495	1980	3132	38.73	61.27
10	9	2013	4	18	5110	9.21	180	55495	2211	2899	43.27	56.73
11	4	2013	2	17	5108	9.20	181	55495	1973	3135	38.63	61.37
4	16	2013	3	17	5107	9.20	182	55495	2007	3100	39.30	60.70
3	29	2013	6	17	5104	9.20	183	55495	2001	3103	39.20	60.80
5	29	2013	4	18	5104	9.20	184	55495	2131	2973	41.75	58.25
5	30	2013	5	18	5101	9.19	185	55495	2212	2889	43.36	56.64
2	27	2013	4	17	5099	9.19	186	55495	2052	3047	40.24	59.76
3	22	2013	6	17	5099	9.19	187	55495	2024	3075	39.69	60.31
2	12	2013	3	17	5093	9.18	188	55495	1967	3126	38.62	61.38
3	19	2013	3	17	5088	9.17	189	55495	1961	3127	38.54	61.46
11	14	2013	5	18	5088	9.17	190	55495	2123	2965	41.73	58.27
6	12	2013	4	18	5086	9.16	191	55495	2220	2866	43.65	56.35
9	13	2013	6	18	5085	9.16	192	55495	2240	2845	44.05	55.95
10	23	2013	4	18	5085	9.16	193	55495	2161	2924	42.50	57.50
11	1	2013	6	18	5082	9.16	194	55495	2060	3022	40.54	59.46
2	26	2013	3	17	5081	9.16	195	55495	1974	3107	38.85	61.15
10	2	2013	4	18	5081	9.16	196	55495	2120	2961	41.72	58.28
9	26	2013	5	17	5080	9.15	197	55495	1999	3081	39.35	60.65
4	11	2013	5	18	5078	9.15	198	55495	2245	2833	44.21	55.79
7	17	2013	4	18	5078	9.15	199	55495	2128	2950	41.91	58.09
7	26	2013	6	17	5078	9.15	200	55495	2134	2944	42.02	57.98

**SR 512 MP 1.53 PARKLAND ADC SITE D3
K FOR FOR PEAK 200 HOURS OF 2013**



AADT= 87526 K 30 FACTOR= 7.94 K 100 FACTOR= 7.76 K 200 FACTOR= 7.61 D 30 FACTOR= 59.64

**SR 512 MP 1.53 PARKLAND ADC SITE D3
D % IN THE PEAK 200 HOURS OF 2013**



MO	DY	YR	DAY OF WK	HR	HR VOL	PERCENT OF AADT	HOUR NUMBER	AADT	EAST VOLUME	WEST VOLUME	PERCENT EAST IS OF TOTAL VOLUME	PERCENT WEST IS OF TOTAL VOLUME
3	1	2013	6	16	7179	8.20	1	87526	4198	2981	58.48	41.52
3	14	2013	5	17	7150	8.17	2	87526	4307	2843	60.24	39.76
2	14	2013	5	16	7147	8.17	3	87526	4228	2919	59.16	40.84
5	17	2013	6	16	7123	8.14	4	87526	4070	3053	57.14	42.86
3	15	2013	6	16	7120	8.13	5	87526	4056	3064	56.97	43.03
2	1	2013	6	16	7118	8.13	6	87526	4061	3057	57.05	42.95
2	15	2013	6	15	7075	8.08	7	87526	4009	3066	56.66	43.34
4	9	2013	3	17	7069	8.08	8	87526	4400	2669	62.24	37.76
4	17	2013	4	17	7061	8.07	9	87526	4220	2841	59.76	40.24
5	2	2013	5	17	7046	8.05	10	87526	4202	2844	59.64	40.36
2	11	2013	2	17	7034	8.04	11	87526	4317	2717	61.37	38.63
1	31	2013	5	17	7033	8.04	12	87526	4263	2770	60.61	39.39

MO	DY	YR	DAY OF WK	HR	HR VOL	PERCENT OF AADT	HOUR NUMBER	AADT	EAST VOLUME	WEST VOLUME	PERCENT EAST IS OF TOTAL VOLUME	PERCENT WEST IS OF TOTAL VOLUME
3	8	2013	6	16	7025	8.03	13	87526	4027	2998	57.32	42.68
5	8	2013	4	16	7024	8.03	14	87526	4088	2936	58.20	41.80
3	14	2013	5	16	7019	8.02	15	87526	4127	2892	58.80	41.20
4	8	2013	2	17	7011	8.01	16	87526	4348	2663	62.02	37.98
3	1	2013	6	17	7009	8.01	17	87526	4124	2885	58.84	41.16
3	7	2013	5	16	7009	8.01	18	87526	4181	2828	59.65	40.35
2	12	2013	3	17	7004	8.00	19	87526	4222	2782	60.28	39.72
2	14	2013	5	17	6992	7.99	20	87526	4134	2858	59.12	40.88
5	31	2013	6	16	6989	7.99	21	87526	4008	2981	57.35	42.65
2	26	2013	3	17	6985	7.98	22	87526	4263	2722	61.03	38.97
2	8	2013	6	17	6982	7.98	23	87526	4120	2862	59.01	40.99
1	25	2013	6	17	6965	7.96	24	87526	4102	2863	58.89	41.11
3	22	2013	6	16	6963	7.96	25	87526	3956	3007	56.81	43.19
4	15	2013	2	16	6962	7.95	26	87526	4109	2853	59.02	40.98
4	24	2013	4	16	6959	7.95	27	87526	4019	2940	57.75	42.25
4	25	2013	5	16	6958	7.95	28	87526	4087	2871	58.74	41.26
2	13	2013	4	16	6957	7.95	29	87526	4121	2836	59.24	40.76
4	16	2013	3	16	6950	7.94	30	87526	4145	2805	59.64	40.36
1	11	2013	6	17	6945	7.93	31	87526	4160	2785	59.90	40.10
11	1	2013	6	16	6942	7.93	32	87526	4053	2889	58.38	41.62
4	30	2013	3	16	6937	7.93	33	87526	4086	2851	58.90	41.10
4	10	2013	4	17	6932	7.92	34	87526	4218	2714	60.85	39.15
2	25	2013	2	17	6926	7.91	35	87526	4275	2651	61.72	38.28
10	24	2013	5	17	6924	7.91	36	87526	4164	2760	60.14	39.86
6	13	2013	5	17	6916	7.90	37	87526	4058	2858	58.68	41.32
3	26	2013	3	17	6910	7.89	38	87526	4251	2659	61.52	38.48
2	27	2013	4	17	6907	7.89	39	87526	4218	2689	61.07	38.93
4	22	2013	2	17	6904	7.89	40	87526	4141	2763	59.98	40.02
1	25	2013	6	16	6900	7.88	41	87526	4016	2884	58.20	41.80
5	2	2013	5	16	6900	7.88	42	87526	4032	2868	58.43	41.57
10	18	2013	6	16	6900	7.88	43	87526	3999	2901	57.96	42.04
1	18	2013	6	16	6895	7.88	44	87526	3999	2896	58.00	42.00
3	21	2013	5	17	6895	7.88	45	87526	4210	2685	61.06	38.94
1	4	2013	6	16	6893	7.88	46	87526	4051	2842	58.77	41.23
5	22	2013	4	17	6891	7.87	47	87526	4121	2770	59.80	40.20
12	5	2013	5	16	6890	7.87	48	87526	3988	2902	57.88	42.12
1	7	2013	2	17	6883	7.86	49	87526	4257	2626	61.85	38.15
5	3	2013	6	16	6882	7.86	50	87526	3906	2976	56.76	43.24
4	2	2013	3	16	6881	7.86	51	87526	4127	2754	59.98	40.02
4	15	2013	2	17	6881	7.86	52	87526	4179	2702	60.73	39.27
6	10	2013	2	17	6880	7.86	53	87526	4102	2778	59.62	40.38

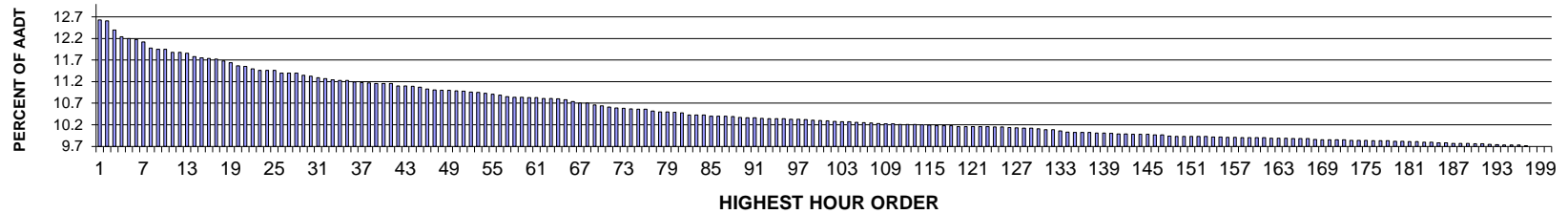
MO	DY	YR	DAY OF WK	HR	HR VOL	PERCENT OF AADT	HOUR NUMBER	AADT	EAST VOLUME	WEST VOLUME	PERCENT EAST IS OF TOTAL VOLUME	PERCENT WEST IS OF TOTAL VOLUME
1	29	2013	3	17	6879	7.86	54	87526	4196	2683	61.00	39.00
3	18	2013	2	17	6875	7.85	55	87526	4205	2670	61.16	38.84
1	22	2013	3	17	6871	7.85	56	87526	4174	2697	60.75	39.25
5	10	2013	6	16	6869	7.85	57	87526	3915	2954	57.00	43.00
5	20	2013	2	16	6868	7.85	58	87526	4023	2845	58.58	41.42
10	16	2013	4	17	6867	7.85	59	87526	4141	2726	60.30	39.70
4	24	2013	4	17	6861	7.84	60	87526	4096	2765	59.70	40.30
6	19	2013	4	17	6860	7.84	61	87526	4089	2771	59.61	40.39
5	14	2013	3	16	6852	7.83	62	87526	4030	2822	58.81	41.19
10	25	2013	6	16	6852	7.83	63	87526	4044	2808	59.02	40.98
10	24	2013	5	16	6850	7.83	64	87526	4016	2834	58.63	41.37
2	26	2013	3	16	6843	7.82	65	87526	4099	2744	59.90	40.10
4	9	2013	3	16	6843	7.82	66	87526	4109	2734	60.05	39.95
1	16	2013	4	17	6842	7.82	67	87526	4167	2675	60.90	39.10
4	29	2013	2	17	6839	7.81	68	87526	4196	2643	61.35	38.65
6	6	2013	5	17	6839	7.81	69	87526	3960	2879	57.90	42.10
5	6	2013	2	16	6837	7.81	70	87526	4041	2796	59.10	40.90
3	21	2013	5	16	6835	7.81	71	87526	3940	2895	57.64	42.36
2	1	2013	6	17	6834	7.81	72	87526	4106	2728	60.08	39.92
4	3	2013	4	18	6834	7.81	73	87526	4173	2661	61.06	38.94
5	22	2013	4	16	6833	7.81	74	87526	3985	2848	58.32	41.68
5	29	2013	4	17	6833	7.81	75	87526	4043	2790	59.17	40.83
6	14	2013	6	16	6833	7.81	76	87526	3849	2984	56.33	43.67
11	26	2013	3	16	6833	7.81	77	87526	3987	2846	58.35	41.65
2	19	2013	3	16	6832	7.81	78	87526	4066	2766	59.51	40.49
10	30	2013	4	17	6832	7.81	79	87526	4117	2715	60.26	39.74
6	14	2013	6	15	6828	7.80	80	87526	3676	3152	53.84	46.16
4	8	2013	2	8	6823	7.80	81	87526	2458	4365	36.03	63.97
3	22	2013	6	17	6822	7.79	82	87526	3963	2859	58.09	41.91
5	2	2013	5	18	6821	7.79	83	87526	4015	2806	58.86	41.14
12	19	2013	5	16	6821	7.79	84	87526	4007	2814	58.75	41.25
2	7	2013	5	17	6820	7.79	85	87526	4049	2771	59.37	40.63
3	7	2013	5	17	6820	7.79	86	87526	4150	2670	60.85	39.15
4	2	2013	3	17	6820	7.79	87	87526	4188	2632	61.41	38.59
1	17	2013	5	17	6818	7.79	88	87526	4095	2723	60.06	39.94
5	9	2013	5	17	6817	7.79	89	87526	3982	2835	58.41	41.59
2	8	2013	6	16	6816	7.79	90	87526	3936	2880	57.75	42.25
4	17	2013	4	16	6815	7.79	91	87526	4070	2745	59.72	40.28
5	16	2013	5	16	6815	7.79	92	87526	3975	2840	58.33	41.67
2	13	2013	4	17	6806	7.78	93	87526	4036	2770	59.30	40.70
3	5	2013	3	16	6804	7.77	94	87526	4078	2726	59.94	40.06

MO	DY	YR	DAY OF WK	HR	HR VOL	PERCENT OF AADT	HOUR NUMBER	AADT	EAST VOLUME	WEST VOLUME	PERCENT EAST IS OF TOTAL VOLUME	PERCENT WEST IS OF TOTAL VOLUME
6	12	2013	4	17	6800	7.77	95	87526	3950	2850	58.09	41.91
1	30	2013	4	17	6799	7.77	96	87526	4155	2644	61.11	38.89
4	1	2013	2	16	6798	7.77	97	87526	4043	2755	59.47	40.53
12	6	2013	6	16	6798	7.77	98	87526	3925	2873	57.74	42.26
5	3	2013	6	15	6796	7.76	99	87526	3754	3042	55.24	44.76
2	21	2013	5	16	6789	7.76	100	87526	4005	2784	58.99	41.01
6	3	2013	2	17	6789	7.76	101	87526	4082	2707	60.13	39.87
3	25	2013	2	17	6786	7.75	102	87526	4179	2607	61.58	38.42
4	8	2013	2	16	6785	7.75	103	87526	4054	2731	59.75	40.25
1	14	2013	2	17	6784	7.75	104	87526	4146	2638	61.11	38.89
3	5	2013	3	17	6784	7.75	105	87526	4054	2730	59.76	40.24
11	14	2013	5	16	6784	7.75	106	87526	3990	2794	58.81	41.19
2	26	2013	3	8	6778	7.74	107	87526	2478	4300	36.56	63.44
6	6	2013	5	16	6777	7.74	108	87526	3961	2816	58.45	41.55
2	11	2013	2	16	6776	7.74	109	87526	4001	2775	59.05	40.95
4	11	2013	5	17	6774	7.74	110	87526	4052	2722	59.82	40.18
10	11	2013	6	16	6774	7.74	111	87526	3916	2858	57.81	42.19
1	11	2013	6	16	6773	7.74	112	87526	3968	2805	58.59	41.41
4	22	2013	2	16	6773	7.74	113	87526	4008	2765	59.18	40.82
5	14	2013	3	17	6771	7.74	114	87526	4091	2680	60.42	39.58
2	21	2013	5	17	6770	7.73	115	87526	3984	2786	58.85	41.15
10	21	2013	2	17	6768	7.73	116	87526	4093	2675	60.48	39.52
3	12	2013	3	17	6766	7.73	117	87526	4097	2669	60.55	39.45
4	17	2013	4	18	6765	7.73	118	87526	4089	2676	60.44	39.56
6	7	2013	6	15	6764	7.73	119	87526	3722	3042	55.03	44.97
1	31	2013	5	16	6761	7.72	120	87526	4019	2742	59.44	40.56
4	30	2013	3	17	6761	7.72	121	87526	4041	2720	59.77	40.23
3	4	2013	2	17	6758	7.72	122	87526	4086	2672	60.46	39.54
3	5	2013	3	8	6757	7.72	123	87526	2478	4279	36.67	63.33
5	9	2013	5	16	6756	7.72	124	87526	3937	2819	58.27	41.73
12	13	2013	6	16	6756	7.72	125	87526	3894	2862	57.64	42.36
5	31	2013	6	17	6753	7.72	126	87526	3955	2798	58.57	41.43
11	8	2013	6	17	6753	7.72	127	87526	4014	2739	59.44	40.56
4	10	2013	4	18	6751	7.71	128	87526	4141	2610	61.34	38.66
10	21	2013	2	16	6749	7.71	129	87526	3960	2789	58.68	41.32
4	22	2013	2	8	6748	7.71	130	87526	2465	4283	36.53	63.47
3	20	2013	4	17	6747	7.71	131	87526	4145	2602	61.43	38.57
6	7	2013	6	17	6747	7.71	132	87526	3858	2889	57.18	42.82
6	18	2013	3	17	6747	7.71	133	87526	4092	2655	60.65	39.35
11	6	2013	4	16	6747	7.71	134	87526	3967	2780	58.80	41.20
11	26	2013	3	17	6746	7.71	135	87526	3972	2774	58.88	41.12

MO	DY	YR	DAY OF WK	HR	HR VOL	PERCENT OF AADT	HOUR NUMBER	AADT	EAST VOLUME	WEST VOLUME	PERCENT EAST IS OF TOTAL VOLUME	PERCENT WEST IS OF TOTAL VOLUME
6	4	2013	3	16	6745	7.71	136	87526	4022	2723	59.63	40.37
3	8	2013	6	17	6744	7.71	137	87526	4004	2740	59.37	40.63
4	25	2013	5	17	6743	7.70	138	87526	3885	2858	57.62	42.38
5	8	2013	4	17	6741	7.70	139	87526	3974	2767	58.95	41.05
5	16	2013	5	17	6741	7.70	140	87526	3921	2820	58.17	41.83
6	20	2013	5	16	6741	7.70	141	87526	3994	2747	59.25	40.75
4	11	2013	5	16	6738	7.70	142	87526	4094	2644	60.76	39.24
6	13	2013	5	16	6736	7.70	143	87526	3863	2873	57.35	42.65
5	20	2013	2	17	6735	7.69	144	87526	4006	2729	59.48	40.52
11	8	2013	6	16	6735	7.69	145	87526	3817	2918	56.67	43.33
4	16	2013	3	8	6733	7.69	146	87526	2461	4272	36.55	63.45
3	1	2013	6	15	6732	7.69	147	87526	3788	2944	56.27	43.73
5	21	2013	3	17	6731	7.69	148	87526	3888	2843	57.76	42.24
11	4	2013	2	17	6731	7.69	149	87526	3975	2756	59.06	40.94
11	5	2013	3	17	6730	7.69	150	87526	4066	2664	60.42	39.58
11	13	2013	4	17	6730	7.69	151	87526	3979	2751	59.12	40.88
6	18	2013	3	16	6729	7.69	152	87526	3911	2818	58.12	41.88
5	17	2013	6	17	6728	7.69	153	87526	3892	2836	57.85	42.15
1	3	2013	5	16	6724	7.68	154	87526	4020	2704	59.79	40.21
1	24	2013	5	16	6723	7.68	155	87526	3999	2724	59.48	40.52
2	25	2013	2	16	6722	7.68	156	87526	4008	2714	59.63	40.37
4	23	2013	3	16	6722	7.68	157	87526	3996	2726	59.45	40.55
11	22	2013	6	16	6721	7.68	158	87526	3909	2812	58.16	41.84
4	11	2013	5	18	6718	7.68	159	87526	4025	2693	59.91	40.09
4	2	2013	3	18	6717	7.67	160	87526	4091	2626	60.91	39.09
6	4	2013	3	17	6717	7.67	161	87526	3930	2787	58.51	41.49
10	23	2013	4	17	6717	7.67	162	87526	3972	2745	59.13	40.87
1	24	2013	5	17	6715	7.67	163	87526	3929	2786	58.51	41.49
11	5	2013	3	16	6714	7.67	164	87526	3979	2735	59.26	40.74
12	4	2013	4	17	6712	7.67	165	87526	3896	2816	58.05	41.95
2	14	2013	5	18	6711	7.67	166	87526	4009	2702	59.74	40.26
10	9	2013	4	16	6710	7.67	167	87526	3934	2776	58.63	41.37
3	4	2013	2	16	6709	7.67	168	87526	3983	2726	59.37	40.63
11	1	2013	6	15	6709	7.67	169	87526	3702	3007	55.18	44.82
4	9	2013	3	18	6705	7.66	170	87526	4183	2522	62.39	37.61
5	6	2013	2	8	6704	7.66	171	87526	2537	4167	37.84	62.16
3	1	2013	6	18	6703	7.66	172	87526	3919	2784	58.47	41.53
5	21	2013	3	18	6703	7.66	173	87526	3988	2715	59.50	40.50
10	28	2013	2	16	6699	7.65	174	87526	3928	2771	58.64	41.36
10	8	2013	3	17	6697	7.65	175	87526	4102	2595	61.25	38.75
3	19	2013	3	16	6696	7.65	176	87526	3907	2789	58.35	41.65

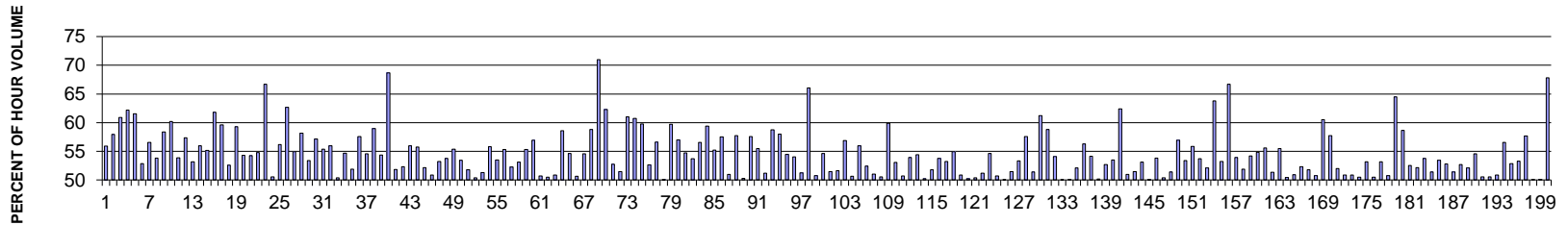
MO	DY	YR	DAY OF WK	HR	HR VOL	PERCENT OF AADT	HOUR NUMBER	AADT	EAST VOLUME	WEST VOLUME	PERCENT EAST IS OF TOTAL VOLUME	PERCENT WEST IS OF TOTAL VOLUME
10	9	2013	4	18	6696	7.65	177	87526	4039	2657	60.32	39.68
2	7	2013	5	18	6695	7.65	178	87526	3991	2704	59.61	40.39
1	9	2013	4	17	6694	7.65	179	87526	4061	2633	60.67	39.33
1	22	2013	3	16	6692	7.65	180	87526	3971	2721	59.34	40.66
5	14	2013	3	8	6690	7.64	181	87526	2435	4255	36.40	63.60
4	30	2013	3	8	6689	7.64	182	87526	2421	4268	36.19	63.81
5	7	2013	3	16	6686	7.64	183	87526	3900	2786	58.33	41.67
6	26	2013	4	17	6686	7.64	184	87526	4024	2662	60.19	39.81
12	2	2013	2	17	6684	7.64	185	87526	4008	2676	59.96	40.04
4	9	2013	3	8	6681	7.63	186	87526	2303	4378	34.47	65.53
2	27	2013	4	16	6679	7.63	187	87526	3908	2771	58.51	41.49
5	9	2013	5	8	6678	7.63	188	87526	2497	4181	37.39	62.61
5	8	2013	4	18	6677	7.63	189	87526	3941	2736	59.02	40.98
6	10	2013	2	16	6677	7.63	190	87526	3944	2733	59.07	40.93
6	12	2013	4	16	6676	7.63	191	87526	3815	2861	57.14	42.86
10	9	2013	4	17	6675	7.63	192	87526	3947	2728	59.13	40.87
10	22	2013	3	17	6675	7.63	193	87526	3908	2767	58.55	41.45
12	4	2013	4	16	6675	7.63	194	87526	3891	2784	58.29	41.71
2	1	2013	6	15	6674	7.63	195	87526	3730	2944	55.89	44.11
4	3	2013	4	17	6674	7.63	196	87526	4063	2611	60.88	39.12
4	24	2013	4	18	6672	7.62	197	87526	3949	2723	59.19	40.81
3	27	2013	4	17	6667	7.62	198	87526	4130	2537	61.95	38.05
6	7	2013	6	16	6664	7.61	199	87526	3685	2979	55.30	44.70
11	20	2013	4	8	6663	7.61	200	87526	2553	4110	38.32	61.68

**SR 002 MP 113.10 CASHMERE ADC SITE P01
K FOR PEAK 200 HOURS OF 2013**



AADT= 21577 K 30 FACTOR= 11.33 K 100 FACTOR= 10.30 K 200 FACTOR= 9.70 D 30 FACTOR= 57.16

**SR 002 MP 113.10 CASHMERE ADC SITE P01
D % IN THE PEAK 200 HOURS OF 2013**



MO	DY	YR	DAY OF WK	HR	HR VOL	PERCENT OF AADT	HOUR NUMBER	AADT	EAST VOLUME	WEST VOLUME	PERCENT EAST IS OF TOTAL VOLUME	PERCENT WEST IS OF TOTAL VOLUME
8	16	2013	6	17	2725	12.63	1	21577	1524	1201	55.93	44.07
8	16	2013	6	16	2720	12.61	2	21577	1576	1144	57.94	42.06
5	24	2013	6	16	2675	12.40	3	21577	1629	1046	60.90	39.10
8	11	2013	1	14	2640	12.24	4	21577	998	1642	37.80	62.20
8	11	2013	1	16	2632	12.20	5	21577	1012	1620	38.45	61.55
10	11	2013	6	17	2628	12.18	6	21577	1389	1239	52.85	47.15
9	20	2013	6	16	2615	12.12	7	21577	1479	1136	56.56	43.44
10	4	2013	6	17	2586	11.98	8	21577	1392	1194	53.83	46.17
5	24	2013	6	17	2579	11.95	9	21577	1505	1074	58.36	41.64
8	11	2013	1	15	2579	11.95	10	21577	1027	1552	39.82	60.18
8	30	2013	6	16	2564	11.88	11	21577	1381	1183	53.86	46.14
8	23	2013	6	17	2563	11.88	12	21577	1470	1093	57.35	42.65

MO	DY	YR	DAY OF WK	HR	HR VOL	PERCENT OF AADT	HOUR NUMBER	AADT	EAST VOLUME	WEST VOLUME	PERCENT EAST IS OF TOTAL VOLUME	PERCENT WEST IS OF TOTAL VOLUME
8	2	2013	6	16	2559	11.86	13	21577	1360	1199	53.15	46.85
8	11	2013	1	17	2542	11.78	14	21577	1119	1423	44.02	55.98
8	30	2013	6	17	2536	11.75	15	21577	1399	1137	55.17	44.83
8	11	2013	1	13	2534	11.74	16	21577	967	1567	38.16	61.84
8	18	2013	1	14	2528	11.72	17	21577	1021	1507	40.39	59.61
10	18	2013	6	17	2520	11.68	18	21577	1325	1195	52.58	47.42
8	18	2013	1	13	2511	11.64	19	21577	1022	1489	40.70	59.30
8	16	2013	6	15	2496	11.57	20	21577	1355	1141	54.29	45.71
9	13	2013	6	16	2492	11.55	21	21577	1352	1140	54.25	45.75
9	20	2013	6	17	2482	11.50	22	21577	1360	1122	54.79	45.21
5	27	2013	2	13	2472	11.46	23	21577	823	1649	33.29	66.71
9	13	2013	6	17	2472	11.46	24	21577	1250	1222	50.57	49.43
10	11	2013	6	16	2472	11.46	25	21577	1389	1083	56.19	43.81
7	7	2013	1	13	2460	11.40	26	21577	918	1542	37.32	62.68
7	12	2013	6	17	2459	11.40	27	21577	1351	1108	54.94	45.06
8	18	2013	1	16	2459	11.40	28	21577	1029	1430	41.85	58.15
8	23	2013	6	16	2449	11.35	29	21577	1308	1141	53.41	46.59
7	19	2013	6	16	2444	11.33	30	21577	1397	1047	57.16	42.84
8	9	2013	6	16	2435	11.29	31	21577	1349	1086	55.40	44.60
7	5	2013	6	16	2432	11.27	32	21577	1361	1071	55.96	44.04
10	4	2013	6	18	2425	11.24	33	21577	1222	1203	50.39	49.61
8	2	2013	6	17	2424	11.23	34	21577	1326	1098	54.70	45.30
8	18	2013	1	17	2423	11.23	35	21577	1166	1257	48.12	51.88
7	19	2013	6	15	2415	11.19	36	21577	1390	1025	57.56	42.44
10	11	2013	6	18	2412	11.18	37	21577	1316	1096	54.56	45.44
7	21	2013	1	13	2410	11.17	38	21577	989	1421	41.04	58.96
9	27	2013	6	16	2409	11.16	39	21577	1310	1099	54.38	45.62
5	27	2013	2	14	2408	11.16	40	21577	754	1654	31.31	68.69
10	18	2013	6	16	2407	11.16	41	21577	1247	1160	51.81	48.19
8	16	2013	6	18	2395	11.10	42	21577	1253	1142	52.32	47.68
8	30	2013	6	18	2395	11.10	43	21577	1340	1055	55.95	44.05
7	3	2013	4	17	2393	11.09	44	21577	1334	1059	55.75	44.25
5	3	2013	6	16	2389	11.07	45	21577	1246	1143	52.16	47.84
9	27	2013	6	17	2380	11.03	46	21577	1211	1169	50.88	49.12
8	9	2013	6	15	2375	11.01	47	21577	1264	1111	53.22	46.78
10	4	2013	6	16	2374	11.00	48	21577	1277	1097	53.79	46.21
7	26	2013	6	16	2373	11.00	49	21577	1314	1059	55.37	44.63
8	18	2013	1	15	2371	10.99	50	21577	1104	1267	46.56	53.44
7	12	2013	6	16	2369	10.98	51	21577	1227	1142	51.79	48.21
9	6	2013	6	17	2365	10.96	52	21577	1192	1173	50.40	49.60
8	15	2013	5	16	2362	10.95	53	21577	1211	1151	51.27	48.73

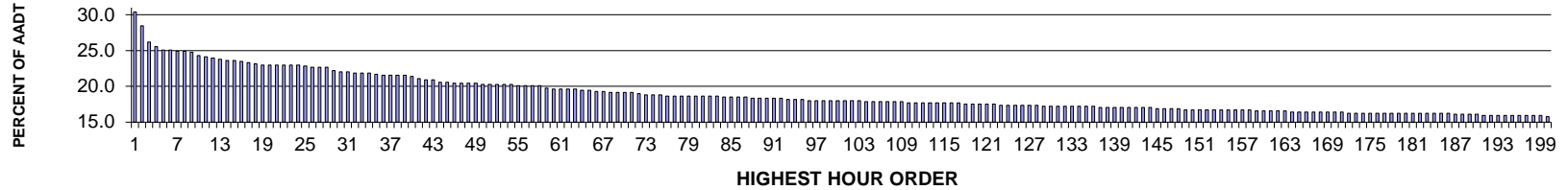
MO	DY	YR	DAY OF WK	HR	HR VOL	PERCENT OF AADT	HOUR NUMBER	AADT	EAST VOLUME	WEST VOLUME	PERCENT EAST IS OF TOTAL VOLUME	PERCENT WEST IS OF TOTAL VOLUME
7	3	2013	4	16	2359	10.93	54	21577	1317	1042	55.83	44.17
8	16	2013	6	14	2354	10.91	55	21577	1259	1095	53.48	46.52
9	6	2013	6	16	2349	10.89	56	21577	1299	1050	55.30	44.70
9	13	2013	6	18	2342	10.85	57	21577	1224	1118	52.26	47.74
7	19	2013	6	18	2338	10.84	58	21577	1242	1096	53.12	46.88
9	6	2013	6	15	2338	10.84	59	21577	1293	1045	55.30	44.70
5	24	2013	6	18	2337	10.83	60	21577	1330	1007	56.91	43.09
9	6	2013	6	18	2336	10.83	61	21577	1151	1185	49.27	50.73
8	15	2013	5	17	2333	10.81	62	21577	1178	1155	50.49	49.51
9	20	2013	6	18	2332	10.81	63	21577	1186	1146	50.86	49.14
7	28	2013	1	13	2331	10.80	64	21577	965	1366	41.40	58.60
8	30	2013	6	15	2325	10.78	65	21577	1270	1055	54.62	45.38
8	9	2013	6	18	2317	10.74	66	21577	1174	1143	50.67	49.33
7	19	2013	6	17	2308	10.70	67	21577	1259	1049	54.55	45.45
8	25	2013	1	13	2308	10.70	68	21577	951	1357	41.20	58.80
5	27	2013	2	12	2300	10.66	69	21577	667	1633	29.00	71.00
7	7	2013	1	14	2295	10.64	70	21577	865	1430	37.69	62.31
8	2	2013	6	15	2290	10.61	71	21577	1208	1082	52.75	47.25
7	26	2013	6	14	2285	10.59	72	21577	1176	1109	51.47	48.53
7	7	2013	1	16	2282	10.58	73	21577	890	1392	39.00	61.00
7	7	2013	1	15	2281	10.57	74	21577	896	1385	39.28	60.72
7	21	2013	1	14	2279	10.56	75	21577	917	1362	40.24	59.76
8	2	2013	6	18	2278	10.56	76	21577	1199	1079	52.63	47.37
8	4	2013	1	14	2270	10.52	77	21577	985	1285	43.39	56.61
7	19	2013	6	14	2265	10.50	78	21577	1133	1132	50.02	49.98
9	8	2013	1	15	2265	10.50	79	21577	912	1353	40.26	59.74
7	26	2013	6	15	2264	10.49	80	21577	1290	974	56.98	43.02
7	26	2013	6	17	2261	10.48	81	21577	1237	1024	54.71	45.29
7	6	2013	7	13	2251	10.43	82	21577	1042	1209	46.29	53.71
7	28	2013	1	15	2251	10.43	83	21577	978	1273	43.45	56.55
8	25	2013	1	16	2250	10.43	84	21577	913	1337	40.58	59.42
10	25	2013	6	16	2244	10.40	85	21577	1239	1005	55.21	44.79
7	7	2013	1	17	2243	10.40	86	21577	953	1290	42.49	57.51
8	4	2013	1	17	2243	10.40	87	21577	1099	1144	49.00	51.00
8	30	2013	6	14	2242	10.39	88	21577	1294	948	57.72	42.28
9	27	2013	6	18	2237	10.37	89	21577	1125	1112	50.29	49.71
8	25	2013	1	14	2236	10.36	90	21577	948	1288	42.40	57.60
9	19	2013	5	16	2235	10.36	91	21577	1240	995	55.48	44.52
9	26	2013	5	17	2233	10.35	92	21577	1143	1090	51.19	48.81
5	24	2013	6	15	2232	10.34	93	21577	1311	921	58.74	41.26
8	4	2013	1	13	2231	10.34	94	21577	937	1294	42.00	58.00

MO	DY	YR	DAY OF WK	HR	HR VOL	PERCENT OF AADT	HOUR NUMBER	AADT	EAST VOLUME	WEST VOLUME	PERCENT EAST IS OF TOTAL VOLUME	PERCENT WEST IS OF TOTAL VOLUME
7	12	2013	6	15	2230	10.34	95	21577	1215	1015	54.48	45.52
5	17	2013	6	16	2229	10.33	96	21577	1204	1025	54.02	45.98
7	26	2013	6	18	2228	10.33	97	21577	1142	1086	51.26	48.74
7	7	2013	1	12	2226	10.32	98	21577	755	1471	33.92	66.08
8	22	2013	5	17	2224	10.31	99	21577	1129	1095	50.76	49.24
9	15	2013	1	13	2222	10.30	100	21577	1008	1214	45.36	54.64
10	25	2013	6	17	2221	10.29	101	21577	1078	1143	48.54	51.46
8	27	2013	3	16	2219	10.28	102	21577	1146	1073	51.64	48.36
7	28	2013	1	14	2217	10.27	103	21577	956	1261	43.12	56.88
9	26	2013	5	16	2216	10.27	104	21577	1094	1122	49.37	50.63
7	21	2013	1	16	2213	10.26	105	21577	975	1238	44.06	55.94
7	18	2013	5	16	2211	10.25	106	21577	1159	1052	52.42	47.58
8	1	2013	5	16	2210	10.24	107	21577	1128	1082	51.04	48.96
8	12	2013	2	16	2207	10.23	108	21577	1091	1116	49.43	50.57
7	14	2013	1	14	2205	10.22	109	21577	885	1320	40.14	59.86
8	26	2013	2	16	2205	10.22	110	21577	1170	1035	53.06	46.94
7	3	2013	4	18	2204	10.21	111	21577	1117	1087	50.68	49.32
7	5	2013	6	17	2202	10.21	112	21577	1187	1015	53.91	46.09
8	9	2013	6	17	2202	10.21	113	21577	1198	1004	54.41	45.59
8	17	2013	7	12	2201	10.20	114	21577	1096	1105	49.80	50.20
9	6	2013	6	14	2198	10.19	115	21577	1138	1060	51.77	48.23
7	14	2013	1	16	2197	10.18	116	21577	1016	1181	46.24	53.76
8	19	2013	2	16	2197	10.18	117	21577	1028	1169	46.79	53.21
8	28	2013	4	16	2196	10.18	118	21577	1207	989	54.96	45.04
5	10	2013	6	17	2193	10.16	119	21577	1115	1078	50.84	49.16
7	5	2013	6	13	2193	10.16	120	21577	1101	1092	50.21	49.79
7	5	2013	6	14	2193	10.16	121	21577	1088	1105	49.61	50.39
7	12	2013	6	18	2193	10.16	122	21577	1123	1070	51.21	48.79
8	23	2013	6	15	2192	10.16	123	21577	1198	994	54.65	45.35
8	22	2013	5	16	2190	10.15	124	21577	1111	1079	50.73	49.27
8	17	2013	7	13	2189	10.15	125	21577	1096	1093	50.07	49.93
7	11	2013	5	17	2188	10.14	126	21577	1126	1062	51.46	48.54
8	9	2013	6	14	2185	10.13	127	21577	1166	1019	53.36	46.64
7	14	2013	1	13	2184	10.12	128	21577	927	1257	42.45	57.55
7	5	2013	6	15	2183	10.12	129	21577	1122	1061	51.40	48.60
7	21	2013	1	12	2181	10.11	130	21577	846	1335	38.79	61.21
9	8	2013	1	14	2178	10.09	131	21577	897	1281	41.18	58.82
10	11	2013	6	15	2177	10.09	132	21577	1178	999	54.11	45.89
8	8	2013	5	16	2170	10.06	133	21577	1086	1084	50.05	49.95
10	18	2013	6	18	2165	10.03	134	21577	1080	1085	49.88	50.12
8	23	2013	6	18	2163	10.02	135	21577	1127	1036	52.10	47.90

MO	DY	YR	DAY OF WK	HR	HR VOL	PERCENT OF AADT	HOUR NUMBER	AADT	EAST VOLUME	WEST VOLUME	PERCENT EAST IS OF TOTAL VOLUME	PERCENT WEST IS OF TOTAL VOLUME
2	15	2013	6	16	2162	10.02	136	21577	1217	945	56.29	43.71
5	3	2013	6	17	2162	10.02	137	21577	1170	992	54.12	45.88
7	11	2013	5	16	2159	10.01	138	21577	1083	1076	50.16	49.84
8	29	2013	5	16	2159	10.01	139	21577	1138	1021	52.71	47.29
3	15	2013	6	16	2158	10.00	140	21577	1154	1004	53.48	46.52
9	2	2013	2	13	2156	9.99	141	21577	810	1346	37.57	62.43
9	5	2013	5	17	2155	9.99	142	21577	1098	1057	50.95	49.05
5	10	2013	6	16	2153	9.98	143	21577	1108	1045	51.46	48.54
9	3	2013	3	16	2153	9.98	144	21577	1009	1144	46.86	53.14
12	23	2013	2	16	2153	9.98	145	21577	1077	1076	50.02	49.98
8	11	2013	1	18	2152	9.97	146	21577	994	1158	46.19	53.81
8	16	2013	6	13	2152	9.97	147	21577	1068	1084	49.63	50.37
8	1	2013	5	17	2145	9.94	148	21577	1102	1043	51.38	48.62
8	25	2013	1	15	2143	9.93	149	21577	923	1220	43.07	56.93
7	28	2013	1	17	2142	9.93	150	21577	998	1144	46.59	53.41
8	1	2013	5	18	2142	9.93	151	21577	945	1197	44.12	55.88
8	4	2013	1	15	2142	9.93	152	21577	992	1150	46.31	53.69
8	17	2013	7	16	2142	9.93	153	21577	1116	1026	52.10	47.90
8	11	2013	1	12	2140	9.92	154	21577	775	1365	36.21	63.79
8	15	2013	5	15	2140	9.92	155	21577	1139	1001	53.22	46.78
5	27	2013	2	15	2139	9.91	156	21577	712	1427	33.29	66.71
5	17	2013	6	17	2138	9.91	157	21577	1153	985	53.93	46.07
7	14	2013	1	17	2137	9.90	158	21577	1028	1109	48.10	51.90
8	30	2013	6	13	2137	9.90	159	21577	1158	979	54.19	45.81
8	4	2013	1	16	2136	9.90	160	21577	965	1171	45.18	54.82
11	27	2013	4	17	2136	9.90	161	21577	1187	949	55.57	44.43
9	11	2013	4	16	2134	9.89	162	21577	1096	1038	51.36	48.64
7	28	2013	1	16	2133	9.89	163	21577	950	1183	44.54	55.46
8	19	2013	2	17	2133	9.89	164	21577	1057	1076	49.55	50.45
9	19	2013	5	17	2132	9.88	165	21577	1086	1046	50.94	49.06
7	21	2013	1	17	2131	9.88	166	21577	1016	1115	47.68	52.32
9	3	2013	3	17	2131	9.88	167	21577	1028	1103	48.24	51.76
8	2	2013	6	13	2128	9.86	168	21577	1080	1048	50.75	49.25
5	24	2013	6	14	2126	9.85	169	21577	1287	839	60.54	39.46
7	6	2013	7	14	2126	9.85	170	21577	899	1227	42.29	57.71
10	10	2013	5	17	2126	9.85	171	21577	1106	1020	52.02	47.98
11	27	2013	4	16	2125	9.85	172	21577	1081	1044	50.87	49.13
3	15	2013	6	17	2124	9.84	173	21577	1080	1044	50.85	49.15
8	13	2013	3	16	2124	9.84	174	21577	1072	1052	50.47	49.53
10	3	2013	5	17	2124	9.84	175	21577	1129	995	53.15	46.85
8	9	2013	6	13	2122	9.83	176	21577	1071	1051	50.47	49.53

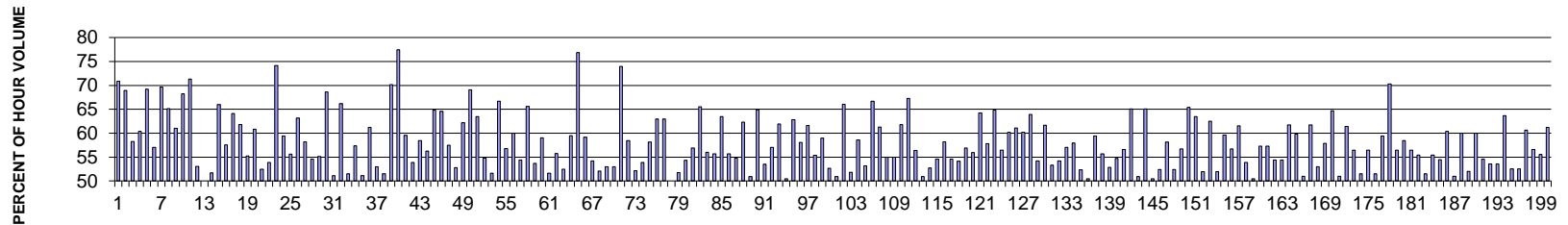
MO	DY	YR	DAY OF WK	HR	HR VOL	PERCENT OF AADT	HOUR NUMBER	AADT	EAST VOLUME	WEST VOLUME	PERCENT EAST IS OF TOTAL VOLUME	PERCENT WEST IS OF TOTAL VOLUME
8	29	2013	5	17	2120	9.83	177	21577	1127	993	53.16	46.84
12	27	2013	6	16	2120	9.83	178	21577	1076	1044	50.75	49.25
8	25	2013	1	12	2119	9.82	179	21577	752	1367	35.49	64.51
7	21	2013	1	15	2118	9.82	180	21577	876	1242	41.36	58.64
9	4	2013	4	17	2117	9.81	181	21577	1005	1112	47.47	52.53
8	8	2013	5	17	2116	9.81	182	21577	1104	1012	52.17	47.83
9	16	2013	2	16	2115	9.80	183	21577	1137	978	53.76	46.24
9	9	2013	2	16	2114	9.80	184	21577	1087	1027	51.42	48.58
11	1	2013	6	16	2111	9.78	185	21577	1128	983	53.43	46.57
9	18	2013	4	16	2110	9.78	186	21577	1114	996	52.80	47.20
8	10	2013	7	13	2109	9.77	187	21577	1084	1025	51.40	48.60
8	2	2013	6	14	2107	9.77	188	21577	1110	997	52.68	47.32
8	14	2013	4	16	2107	9.77	189	21577	1009	1098	47.89	52.11
9	5	2013	5	16	2106	9.76	190	21577	1149	957	54.56	45.44
10	3	2013	5	18	2106	9.76	191	21577	1064	1042	50.52	49.48
8	17	2013	7	15	2103	9.75	192	21577	1063	1040	50.55	49.45
10	17	2013	5	17	2102	9.74	193	21577	1069	1033	50.86	49.14
7	14	2013	1	15	2100	9.73	194	21577	912	1188	43.43	56.57
7	18	2013	5	17	2099	9.73	195	21577	1109	990	52.83	47.17
9	10	2013	3	16	2099	9.73	196	21577	1118	981	53.26	46.74
7	3	2013	4	15	2095	9.71	197	21577	1208	887	57.66	42.34
8	14	2013	4	17	2094	9.70	198	21577	1049	1045	50.10	49.90
9	4	2013	4	16	2094	9.70	199	21577	1050	1044	50.14	49.86
9	2	2013	2	12	2093	9.70	200	21577	674	1419	32.20	67.80

**SR 002 MP 179.10 COULEE CITY ADC SITE P02
K FOR PEAK 200 HOURS OF 2013
Recreational Site**



AADT= 622 K 30 FACTOR= 22.03 K 100 FACTOR= 18.01 K 200 FACTOR= 15.76 D 100 FACTOR= 52.68

**SR 002 MP 179.10 COULEE CITY ADC SITE P02
D % IN THE PEAK 200 HOURS OF 2013**



MO	DY	YR	DAY OF WK	HR	HR VOL	PERCENT OF AADT	HOUR NUMBER	AADT	EAST VOLUME	WEST VOLUME	PERCENT EAST IS OF TOTAL VOLUME	PERCENT WEST IS OF TOTAL VOLUME
7	7	2013	1	12	189	30.39	1	622	55	134	29.10	70.90
9	2	2013	2	12	177	28.46	2	622	55	122	31.07	68.93
8	4	2013	1	13	163	26.21	3	622	68	95	41.72	58.28
8	11	2013	1	14	159	25.56	4	622	63	96	39.62	60.38
5	27	2013	2	12	156	25.08	5	622	48	108	30.77	69.23
8	25	2013	1	14	156	25.08	6	622	67	89	42.95	57.05
7	7	2013	1	13	155	24.92	7	622	47	108	30.32	69.68
7	14	2013	1	12	155	24.92	8	622	54	101	34.84	65.16
7	21	2013	1	13	154	24.76	9	622	60	94	38.96	61.04
7	7	2013	1	16	151	24.28	10	622	48	103	31.79	68.21
5	27	2013	2	11	150	24.12	11	622	43	107	28.67	71.33
8	4	2013	1	14	149	23.95	12	622	70	79	46.98	53.02

MO	DY	YR	DAY OF WK	HR	HR VOL	PERCENT OF AADT	HOUR NUMBER	AADT	EAST VOLUME	WEST VOLUME	PERCENT EAST IS OF TOTAL VOLUME	PERCENT WEST IS OF TOTAL VOLUME
7	21	2013	1	15	148	23.79	13	622	74	74	50.00	50.00
6	23	2013	1	15	147	23.63	14	622	76	71	51.70	48.30
7	7	2013	1	14	147	23.63	15	622	50	97	34.01	65.99
7	28	2013	1	15	146	23.47	16	622	62	84	42.47	57.53
8	25	2013	1	12	145	23.31	17	622	52	93	35.86	64.14
7	7	2013	1	15	144	23.15	18	622	55	89	38.19	61.81
7	14	2013	1	15	143	22.99	19	622	79	64	55.24	44.76
7	14	2013	1	16	143	22.99	20	622	56	87	39.16	60.84
7	21	2013	1	14	143	22.99	21	622	68	75	47.55	52.45
8	4	2013	1	16	143	22.99	22	622	66	77	46.15	53.85
8	11	2013	1	13	143	22.99	23	622	37	106	25.87	74.13
8	25	2013	1	15	143	22.99	24	622	58	85	40.56	59.44
7	14	2013	1	13	142	22.83	25	622	63	79	44.37	55.63
5	27	2013	2	14	141	22.67	26	622	52	89	36.88	63.12
8	11	2013	1	12	141	22.67	27	622	59	82	41.84	58.16
8	11	2013	1	16	141	22.67	28	622	64	77	45.39	54.61
7	21	2013	1	12	138	22.19	29	622	62	76	44.93	55.07
5	27	2013	2	15	137	22.03	30	622	43	94	31.39	68.61
7	5	2013	6	13	137	22.03	31	622	70	67	51.09	48.91
5	27	2013	2	13	136	21.86	32	622	46	90	33.82	66.18
8	3	2013	7	12	136	21.86	33	622	70	66	51.47	48.53
8	24	2013	7	14	136	21.86	34	622	58	78	42.65	57.35
7	28	2013	1	16	135	21.70	35	622	66	69	48.89	51.11
8	9	2013	6	16	134	21.54	36	622	82	52	61.19	38.81
8	11	2013	1	15	134	21.54	37	622	63	71	47.01	52.99
8	23	2013	6	16	134	21.54	38	622	69	65	51.49	48.51
9	2	2013	2	15	134	21.54	39	622	40	94	29.85	70.15
7	7	2013	1	11	133	21.38	40	622	30	103	22.56	77.44
7	28	2013	1	12	131	21.06	41	622	53	78	40.46	59.54
7	19	2013	6	14	130	20.90	42	622	60	70	46.15	53.85
7	19	2013	6	15	130	20.90	43	622	76	54	58.46	41.54
8	9	2013	6	13	128	20.58	44	622	56	72	43.75	56.25
8	25	2013	1	13	128	20.58	45	622	45	83	35.16	64.84
6	23	2013	1	12	127	20.42	46	622	45	82	35.43	64.57
7	19	2013	6	13	127	20.42	47	622	73	54	57.48	42.52
7	26	2013	6	15	127	20.42	48	622	67	60	52.76	47.24
9	2	2013	2	14	127	20.42	49	622	48	79	37.80	62.20
5	24	2013	6	15	126	20.26	50	622	87	39	69.05	30.95
7	7	2013	1	17	126	20.26	51	622	46	80	36.51	63.49
7	26	2013	6	17	126	20.26	52	622	69	57	54.76	45.24
8	23	2013	6	14	126	20.26	53	622	61	65	48.41	51.59

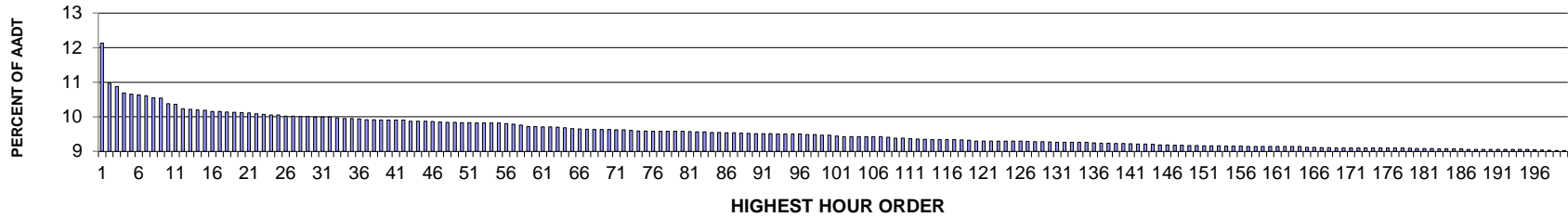
MO	DY	YR	DAY OF WK	HR	HR VOL	PERCENT OF AADT	HOUR NUMBER	AADT	EAST VOLUME	WEST VOLUME	PERCENT EAST IS OF TOTAL VOLUME	PERCENT WEST IS OF TOTAL VOLUME
9	2	2013	2	16	126	20.26	54	622	42	84	33.33	66.67
7	12	2013	6	16	125	20.10	55	622	71	54	56.80	43.20
7	21	2013	1	11	125	20.10	56	622	50	75	40.00	60.00
7	28	2013	1	13	125	20.10	57	622	57	68	45.60	54.40
8	2	2013	6	16	125	20.10	58	622	82	43	65.60	34.40
8	4	2013	1	12	123	19.77	59	622	57	66	46.34	53.66
6	16	2013	1	15	122	19.61	60	622	50	72	40.98	59.02
7	26	2013	6	14	122	19.61	61	622	63	59	51.64	48.36
8	2	2013	6	14	122	19.61	62	622	54	68	44.26	55.74
8	9	2013	6	14	122	19.61	63	622	64	58	52.46	47.54
7	28	2013	1	14	121	19.45	64	622	49	72	40.50	59.50
9	2	2013	2	11	121	19.45	65	622	28	93	23.14	76.86
8	25	2013	1	11	120	19.29	66	622	49	71	40.83	59.17
8	25	2013	1	16	120	19.29	67	622	55	65	45.83	54.17
6	23	2013	1	16	119	19.13	68	622	57	62	47.90	52.10
7	21	2013	1	16	119	19.13	69	622	63	56	52.94	47.06
8	25	2013	1	17	119	19.13	70	622	56	63	47.06	52.94
9	2	2013	2	13	119	19.13	71	622	31	88	26.05	73.95
7	12	2013	6	15	118	18.97	72	622	69	49	58.47	41.53
6	23	2013	1	14	117	18.81	73	622	56	61	47.86	52.14
8	2	2013	6	12	117	18.81	74	622	63	54	53.85	46.15
8	30	2013	6	14	117	18.81	75	622	68	49	58.12	41.88
5	24	2013	6	14	116	18.65	76	622	73	43	62.93	37.07
5	24	2013	6	17	116	18.65	77	622	73	43	62.93	37.07
6	2	2013	1	13	116	18.65	78	622	58	58	50.00	50.00
7	26	2013	6	13	116	18.65	79	622	60	56	51.72	48.28
8	5	2013	2	14	116	18.65	80	622	63	53	54.31	45.69
8	9	2013	6	12	116	18.65	81	622	66	50	56.90	43.10
8	25	2013	1	18	116	18.65	82	622	76	40	65.52	34.48
9	15	2013	1	13	116	18.65	83	622	51	65	43.97	56.03
7	14	2013	1	11	115	18.49	84	622	51	64	44.35	55.65
8	2	2013	6	17	115	18.49	85	622	73	42	63.48	36.52
8	5	2013	2	12	115	18.49	86	622	51	64	44.35	55.65
8	23	2013	6	17	115	18.49	87	622	63	52	54.78	45.22
7	3	2013	4	15	114	18.33	88	622	71	43	62.28	37.72
7	25	2013	5	12	114	18.33	89	622	58	56	50.88	49.12
7	28	2013	1	11	114	18.33	90	622	40	74	35.09	64.91
8	11	2013	1	17	114	18.33	91	622	53	61	46.49	53.51
9	15	2013	1	12	114	18.33	92	622	49	65	42.98	57.02
7	3	2013	4	14	113	18.17	93	622	70	43	61.95	38.05
7	25	2013	5	11	113	18.17	94	622	57	56	50.44	49.56

MO	DY	YR	DAY OF WK	HR	HR VOL	PERCENT OF AADT	HOUR NUMBER	AADT	EAST VOLUME	WEST VOLUME	PERCENT EAST IS OF TOTAL VOLUME	PERCENT WEST IS OF TOTAL VOLUME
8	4	2013	1	11	113	18.17	95	622	42	71	37.17	62.83
6	16	2013	1	13	112	18.01	96	622	47	65	41.96	58.04
6	16	2013	1	16	112	18.01	97	622	43	69	38.39	61.61
6	30	2013	1	16	112	18.01	98	622	50	62	44.64	55.36
7	4	2013	5	12	112	18.01	99	622	66	46	58.93	41.07
7	5	2013	6	14	112	18.01	100	622	59	53	52.68	47.32
7	20	2013	7	15	112	18.01	101	622	55	57	49.11	50.89
8	24	2013	7	12	112	18.01	102	622	38	74	33.93	66.07
8	30	2013	6	17	112	18.01	103	622	58	54	51.79	48.21
5	24	2013	6	16	111	17.85	104	622	65	46	58.56	41.44
6	16	2013	1	14	111	17.85	105	622	52	59	46.85	53.15
7	6	2013	7	13	111	17.85	106	622	37	74	33.33	66.67
7	26	2013	6	12	111	17.85	107	622	68	43	61.26	38.74
8	23	2013	6	18	111	17.85	108	622	61	50	54.95	45.05
9	13	2013	6	12	111	17.85	109	622	50	61	45.05	54.95
5	27	2013	2	16	110	17.68	110	622	42	68	38.18	61.82
6	23	2013	1	13	110	17.68	111	622	36	74	32.73	67.27
6	30	2013	1	15	110	17.68	112	622	48	62	43.64	56.36
7	5	2013	6	15	110	17.68	113	622	54	56	49.09	50.91
8	1	2013	5	12	110	17.68	114	622	58	52	52.73	47.27
8	5	2013	2	15	110	17.68	115	622	50	60	45.45	54.55
8	9	2013	6	17	110	17.68	116	622	64	46	58.18	41.82
8	22	2013	5	15	110	17.68	117	622	50	60	45.45	54.55
6	28	2013	6	15	109	17.52	118	622	59	50	54.13	45.87
6	30	2013	1	14	109	17.52	119	622	47	62	43.12	56.88
7	27	2013	7	14	109	17.52	120	622	48	61	44.04	55.96
8	4	2013	1	15	109	17.52	121	622	39	70	35.78	64.22
9	22	2013	1	13	109	17.52	122	622	46	63	42.20	57.80
5	24	2013	6	18	108	17.36	123	622	70	38	64.81	35.19
6	30	2013	1	13	108	17.36	124	622	47	61	43.52	56.48
7	19	2013	6	16	108	17.36	125	622	65	43	60.19	39.81
7	26	2013	6	18	108	17.36	126	622	66	42	61.11	38.89
8	2	2013	6	15	108	17.36	127	622	65	43	60.19	39.81
8	30	2013	6	15	108	17.36	128	622	69	39	63.89	36.11
5	5	2013	1	13	107	17.20	129	622	49	58	45.79	54.21
6	29	2013	7	13	107	17.20	130	622	66	41	61.68	38.32
7	1	2013	2	13	107	17.20	131	622	50	57	46.73	53.27
7	26	2013	6	16	107	17.20	132	622	58	49	54.21	45.79
7	28	2013	1	17	107	17.20	133	622	46	61	42.99	57.01
8	9	2013	6	15	107	17.20	134	622	62	45	57.94	42.06
9	1	2013	1	12	107	17.20	135	622	51	56	47.66	52.34

MO	DY	YR	DAY OF WK	HR	HR VOL	PERCENT OF AADT	HOUR NUMBER	AADT	EAST VOLUME	WEST VOLUME	PERCENT EAST IS OF TOTAL VOLUME	PERCENT WEST IS OF TOTAL VOLUME
9	8	2013	1	14	107	17.20	136	622	53	54	49.53	50.47
5	19	2013	1	16	106	17.04	137	622	43	63	40.57	59.43
6	14	2013	6	15	106	17.04	138	622	59	47	55.66	44.34
7	19	2013	6	12	106	17.04	139	622	50	56	47.17	52.83
7	21	2013	1	18	106	17.04	140	622	48	58	45.28	54.72
8	4	2013	1	17	106	17.04	141	622	46	60	43.40	56.60
8	30	2013	6	16	106	17.04	142	622	69	37	65.09	34.91
8	31	2013	7	13	106	17.04	143	622	52	54	49.06	50.94
9	2	2013	2	17	106	17.04	144	622	37	69	34.91	65.09
7	12	2013	6	18	105	16.88	145	622	52	53	49.52	50.48
7	18	2013	5	15	105	16.88	146	622	50	55	47.62	52.38
8	24	2013	7	15	105	16.88	147	622	44	61	41.90	58.10
9	27	2013	6	16	105	16.88	148	622	50	55	47.62	52.38
5	5	2013	1	15	104	16.72	149	622	45	59	43.27	56.73
6	16	2013	1	12	104	16.72	150	622	36	68	34.62	65.38
6	21	2013	6	16	104	16.72	151	622	66	38	63.46	36.54
7	6	2013	7	15	104	16.72	152	622	50	54	48.08	51.92
7	27	2013	7	12	104	16.72	153	622	39	65	37.50	62.50
8	8	2013	5	12	104	16.72	154	622	54	50	51.92	48.08
8	11	2013	1	19	104	16.72	155	622	62	42	59.62	40.38
8	30	2013	6	12	104	16.72	156	622	59	45	56.73	43.27
9	15	2013	1	14	104	16.72	157	622	40	64	38.46	61.54
10	6	2013	1	16	104	16.72	158	622	56	48	53.85	46.15
6	16	2013	1	17	103	16.56	159	622	52	51	50.49	49.51
7	29	2013	2	12	103	16.56	160	622	44	59	42.72	57.28
7	29	2013	2	15	103	16.56	161	622	44	59	42.72	57.28
8	22	2013	5	14	103	16.56	162	622	47	56	45.63	54.37
9	6	2013	6	16	103	16.56	163	622	47	56	45.63	54.37
5	19	2013	1	13	102	16.40	164	622	39	63	38.24	61.76
7	6	2013	7	16	102	16.40	165	622	41	61	40.20	59.80
7	12	2013	6	13	102	16.40	166	622	52	50	50.98	49.02
7	14	2013	1	14	102	16.40	167	622	39	63	38.24	61.76
7	20	2013	7	14	102	16.40	168	622	48	54	47.06	52.94
8	5	2013	2	16	102	16.40	169	622	59	43	57.84	42.16
8	24	2013	7	11	102	16.40	170	622	36	66	35.29	64.71
10	13	2013	1	12	102	16.40	171	622	50	52	49.02	50.98
5	17	2013	6	15	101	16.24	172	622	62	39	61.39	38.61
6	17	2013	2	12	101	16.24	173	622	44	57	43.56	56.44
6	21	2013	6	14	101	16.24	174	622	49	52	48.51	51.49
6	27	2013	5	14	101	16.24	175	622	57	44	56.44	43.56
6	28	2013	6	14	101	16.24	176	622	52	49	51.49	48.51

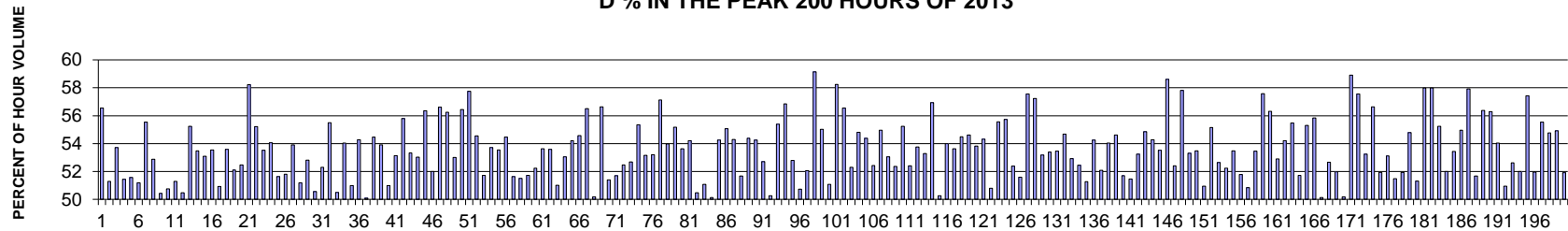
MO	DY	YR	DAY OF WK	HR	HR VOL	PERCENT OF AADT	HOUR NUMBER	AADT	EAST VOLUME	WEST VOLUME	PERCENT EAST IS OF TOTAL VOLUME	PERCENT WEST IS OF TOTAL VOLUME
6	30	2013	1	18	101	16.24	177	622	41	60	40.59	59.41
7	4	2013	5	13	101	16.24	178	622	71	30	70.30	29.70
7	13	2013	7	12	101	16.24	179	622	57	44	56.44	43.56
7	13	2013	7	14	101	16.24	180	622	42	59	41.58	58.42
7	18	2013	5	12	101	16.24	181	622	44	57	43.56	56.44
7	22	2013	2	13	101	16.24	182	622	45	56	44.55	55.45
8	8	2013	5	14	101	16.24	183	622	52	49	51.49	48.51
8	8	2013	5	16	101	16.24	184	622	45	56	44.55	55.45
8	24	2013	7	17	101	16.24	185	622	55	46	54.46	45.54
9	15	2013	1	15	101	16.24	186	622	40	61	39.60	60.40
5	17	2013	6	14	100	16.08	187	622	51	49	51.00	49.00
6	2	2013	1	14	100	16.08	188	622	40	60	40.00	60.00
7	11	2013	5	14	100	16.08	189	622	48	52	48.00	52.00
10	6	2013	1	13	100	16.08	190	622	60	40	60.00	40.00
6	23	2013	1	17	99	15.92	191	622	45	54	45.45	54.55
8	10	2013	7	13	99	15.92	192	622	46	53	46.46	53.54
8	10	2013	7	15	99	15.92	193	622	46	53	46.46	53.54
8	22	2013	5	13	99	15.92	194	622	36	63	36.36	63.64
8	22	2013	5	16	99	15.92	195	622	47	52	47.47	52.53
8	24	2013	7	13	99	15.92	196	622	47	52	47.47	52.53
8	30	2013	6	13	99	15.92	197	622	60	39	60.61	39.39
9	3	2013	3	13	99	15.92	198	622	43	56	43.43	56.57
9	8	2013	1	13	99	15.92	199	622	44	55	44.44	55.56
5	19	2013	1	12	98	15.76	200	622	38	60	38.78	61.22

**SR 097 MP 66.30 WAPATO ADC SITE P03
K FOR PEAK 200 HOURS OF 2013**



AADT= 12466 K 30 FACTOR= 9.79 K 100 FACTOR= 9.27 K 200 FACTOR= 8.82 D 30 FACTOR= 50.57

**SR 097 MP 66.30 WAPATO ADC SITE P03
D % IN THE PEAK 200 HOURS OF 2013**



MO	DY	YR	DAY OF WK	HR	HR VOL	PERCENT OF AADT	HOUR NUMBER	AADT	NORTH VOLUME	SOUTH VOLUME	PERCENT NORTH IS OF TOTAL VOLUME	PERCENT SOUTH IS OF TOTAL VOLUME
5	24	2013	6	16	1487	11.93	1	12466	841	646	56.56	43.44
5	3	2013	6	16	1343	10.77	2	12466	689	654	51.30	48.70
9	6	2013	6	16	1331	10.68	3	12466	715	616	53.72	46.28
3	29	2013	6	16	1308	10.49	4	12466	673	635	51.45	48.55
5	3	2013	6	17	1303	10.45	5	12466	672	631	51.57	48.43
4	26	2013	6	16	1301	10.44	6	12466	666	635	51.19	48.81
5	3	2013	6	18	1298	10.41	7	12466	721	577	55.55	44.45
5	24	2013	6	17	1290	10.35	8	12466	682	608	52.87	47.13
5	17	2013	6	16	1289	10.34	9	12466	650	639	50.43	49.57
5	24	2013	6	13	1269	10.18	10	12466	625	644	49.25	50.75
3	1	2013	6	17	1267	10.16	11	12466	650	617	51.30	48.70
3	29	2013	6	17	1250	10.03	12	12466	631	619	50.48	49.52

MO	DY	YR	DAY OF WK	HR	HR VOL	PERCENT OF AADT	HOUR NUMBER	AADT	NORTH VOLUME	SOUTH VOLUME	PERCENT NORTH IS OF TOTAL VOLUME	PERCENT SOUTH IS OF TOTAL VOLUME
5	10	2013	6	17	1249	10.02	13	12466	690	559	55.24	44.76
8	23	2013	6	16	1247	10.00	14	12466	667	580	53.49	46.51
4	19	2013	6	17	1245	9.99	15	12466	661	584	53.09	46.91
4	19	2013	6	18	1242	9.96	16	12466	665	577	53.54	46.46
8	2	2013	6	16	1241	9.96	17	12466	632	609	50.93	49.07
8	30	2013	6	16	1239	9.94	18	12466	664	575	53.59	46.41
5	17	2013	6	17	1238	9.93	19	12466	593	645	47.90	52.10
4	26	2013	6	17	1237	9.92	20	12466	649	588	52.47	47.53
5	23	2013	5	18	1235	9.91	21	12466	719	516	58.22	41.78
1	18	2013	6	16	1233	9.89	22	12466	681	552	55.23	44.77
2	8	2013	6	16	1231	9.87	23	12466	659	572	53.53	46.47
2	8	2013	6	17	1228	9.85	24	12466	664	564	54.07	45.93
5	24	2013	6	14	1228	9.85	25	12466	634	594	51.63	48.37
5	31	2013	6	17	1224	9.82	26	12466	634	590	51.80	48.20
9	13	2013	6	16	1224	9.82	27	12466	660	564	53.92	46.08
4	12	2013	6	16	1223	9.81	28	12466	626	597	51.19	48.81
5	24	2013	6	15	1223	9.81	29	12466	646	577	52.82	47.18
2	14	2013	5	18	1220	9.79	30	12466	617	603	50.57	49.43
5	16	2013	5	17	1220	9.79	31	12466	638	582	52.30	47.70
6	28	2013	6	16	1220	9.79	32	12466	677	543	55.49	44.51
6	21	2013	6	17	1218	9.77	33	12466	615	603	50.49	49.51
2	14	2013	5	17	1216	9.75	34	12466	657	559	54.03	45.97
12	6	2013	6	16	1216	9.75	35	12466	620	596	50.99	49.01
3	1	2013	6	18	1214	9.74	36	12466	659	555	54.28	45.72
4	19	2013	6	16	1212	9.72	37	12466	605	607	49.92	50.08
6	27	2013	5	17	1212	9.72	38	12466	660	552	54.46	45.54
8	9	2013	6	16	1211	9.71	39	12466	653	558	53.92	46.08
2	15	2013	6	17	1210	9.71	40	12466	617	593	50.99	49.01
3	1	2013	6	16	1210	9.71	41	12466	643	567	53.14	46.86
9	6	2013	6	17	1210	9.71	42	12466	675	535	55.79	44.21
6	21	2013	6	16	1206	9.67	43	12466	643	563	53.32	46.68
4	12	2013	6	17	1205	9.67	44	12466	639	566	53.03	46.97
9	6	2013	6	18	1205	9.67	45	12466	679	526	56.35	43.65
8	16	2013	6	16	1204	9.66	46	12466	626	578	51.99	48.01
5	10	2013	6	18	1203	9.65	47	12466	681	522	56.61	43.39
3	8	2013	6	18	1202	9.64	48	12466	676	526	56.24	43.76
7	19	2013	6	16	1202	9.64	49	12466	637	565	53.00	47.00
5	17	2013	6	18	1201	9.63	50	12466	678	523	56.45	43.55
4	17	2013	4	18	1200	9.63	51	12466	693	507	57.75	42.25
3	8	2013	6	16	1199	9.62	52	12466	654	545	54.55	45.45
5	31	2013	6	16	1199	9.62	53	12466	620	579	51.71	48.29

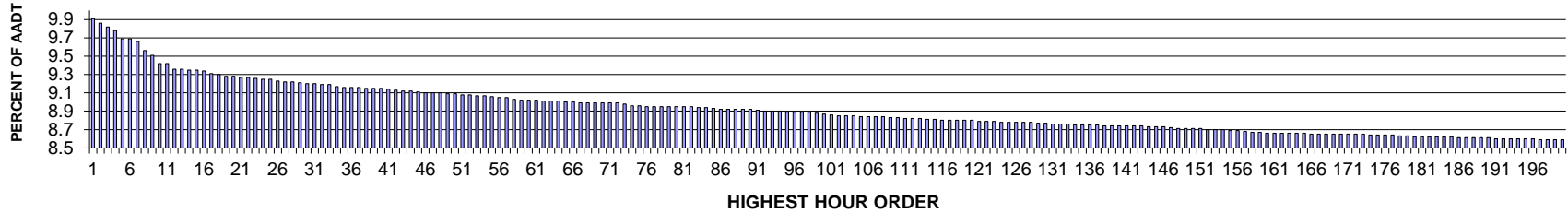
MO	DY	YR	DAY OF WK	HR	HR VOL	PERCENT OF AADT	HOUR NUMBER	AADT	NORTH VOLUME	SOUTH VOLUME	PERCENT NORTH IS OF TOTAL VOLUME	PERCENT SOUTH IS OF TOTAL VOLUME
9	13	2013	6	18	1199	9.62	54	12466	644	555	53.71	46.29
9	19	2013	5	16	1199	9.62	55	12466	642	557	53.54	46.46
5	31	2013	6	18	1197	9.60	56	12466	652	545	54.47	45.53
2	15	2013	6	16	1195	9.59	57	12466	617	578	51.63	48.37
3	15	2013	6	16	1192	9.56	58	12466	614	578	51.51	48.49
7	12	2013	6	16	1187	9.52	59	12466	614	573	51.73	48.27
8	1	2013	5	16	1187	9.52	60	12466	620	567	52.23	47.77
3	29	2013	6	18	1186	9.51	61	12466	636	550	53.63	46.37
6	28	2013	6	17	1185	9.51	62	12466	635	550	53.59	46.41
7	12	2013	6	17	1184	9.50	63	12466	604	580	51.01	48.99
8	23	2013	6	17	1182	9.48	64	12466	627	555	53.05	46.95
9	3	2013	3	16	1179	9.46	65	12466	639	540	54.20	45.80
1	25	2013	6	16	1178	9.45	66	12466	643	535	54.58	45.42
4	12	2013	6	18	1177	9.44	67	12466	665	512	56.50	43.50
3	8	2013	6	17	1176	9.43	68	12466	590	586	50.17	49.83
9	13	2013	6	17	1176	9.43	69	12466	666	510	56.63	43.37
12	13	2013	6	17	1175	9.43	70	12466	604	571	51.40	48.60
5	24	2013	6	18	1174	9.42	71	12466	607	567	51.70	48.30
9	16	2013	2	16	1174	9.42	72	12466	616	558	52.47	47.53
2	8	2013	6	15	1173	9.41	73	12466	618	555	52.69	47.31
2	8	2013	6	18	1171	9.39	74	12466	648	523	55.34	44.66
7	12	2013	6	18	1170	9.39	75	12466	622	548	53.16	46.84
2	15	2013	6	18	1169	9.38	76	12466	547	622	46.79	53.21
3	22	2013	6	16	1169	9.38	77	12466	668	501	57.14	42.86
5	9	2013	5	16	1169	9.38	78	12466	631	538	53.98	46.02
8	2	2013	6	17	1169	9.38	79	12466	645	524	55.18	44.82
12	13	2013	6	16	1169	9.38	80	12466	627	542	53.64	46.36
3	15	2013	6	17	1168	9.37	81	12466	633	535	54.20	45.80
4	25	2013	5	16	1167	9.36	82	12466	589	578	50.47	49.53
8	30	2013	6	17	1167	9.36	83	12466	596	571	51.07	48.93
4	25	2013	5	17	1165	9.35	84	12466	584	581	50.13	49.87
8	22	2013	5	16	1165	9.35	85	12466	632	533	54.25	45.75
6	7	2013	6	16	1164	9.34	86	12466	641	523	55.07	44.93
7	3	2013	4	17	1164	9.34	87	12466	632	532	54.30	45.70
12	23	2013	2	16	1163	9.33	88	12466	601	562	51.68	48.32
4	26	2013	6	18	1162	9.32	89	12466	632	530	54.39	45.61
1	11	2013	6	16	1161	9.31	90	12466	630	531	54.26	45.74
4	18	2013	5	17	1161	9.31	91	12466	612	549	52.71	47.29
9	17	2013	3	16	1160	9.31	92	12466	583	577	50.26	49.74
5	21	2013	3	16	1159	9.30	93	12466	642	517	55.39	44.61
5	23	2013	5	17	1159	9.30	94	12466	659	500	56.86	43.14

MO	DY	YR	DAY OF WK	HR	HR VOL	PERCENT OF AADT	HOUR NUMBER	AADT	NORTH VOLUME	SOUTH VOLUME	PERCENT NORTH IS OF TOTAL VOLUME	PERCENT SOUTH IS OF TOTAL VOLUME
7	3	2013	4	16	1159	9.30	95	12466	612	547	52.80	47.20
9	6	2013	6	15	1159	9.30	96	12466	588	571	50.73	49.27
6	28	2013	6	18	1158	9.29	97	12466	603	555	52.07	47.93
8	23	2013	6	18	1158	9.29	98	12466	685	473	59.15	40.85
12	17	2013	3	16	1156	9.27	99	12466	636	520	55.02	44.98
4	18	2013	5	16	1155	9.27	100	12466	590	565	51.08	48.92
6	21	2013	6	18	1152	9.24	101	12466	671	481	58.25	41.75
5	22	2013	4	16	1151	9.23	102	12466	651	500	56.56	43.44
6	3	2013	2	16	1151	9.23	103	12466	602	549	52.30	47.70
8	29	2013	5	17	1151	9.23	104	12466	631	520	54.82	45.18
8	30	2013	6	15	1151	9.23	105	12466	626	525	54.39	45.61
3	8	2013	6	15	1150	9.23	106	12466	603	547	52.43	47.57
4	30	2013	3	16	1150	9.23	107	12466	632	518	54.96	45.04
5	1	2013	4	16	1148	9.21	108	12466	609	539	53.05	46.95
4	11	2013	5	17	1144	9.18	109	12466	599	545	52.36	47.64
8	12	2013	2	16	1144	9.18	110	12466	632	512	55.24	44.76
8	30	2013	6	18	1143	9.17	111	12466	599	544	52.41	47.59
4	4	2013	5	17	1142	9.16	112	12466	614	528	53.77	46.23
5	10	2013	6	16	1141	9.15	113	12466	608	533	53.29	46.71
4	10	2013	4	18	1140	9.14	114	12466	649	491	56.93	43.07
5	2	2013	5	16	1140	9.14	115	12466	567	573	49.74	50.26
3	20	2013	4	17	1139	9.14	116	12466	615	524	53.99	46.01
6	30	2013	1	15	1139	9.14	117	12466	528	611	46.36	53.64
8	2	2013	6	18	1138	9.13	118	12466	620	518	54.48	45.52
7	3	2013	4	18	1137	9.12	119	12466	621	516	54.62	45.38
12	2	2013	2	16	1135	9.10	120	12466	611	524	53.83	46.17
4	5	2013	6	17	1134	9.10	121	12466	616	518	54.32	45.68
4	22	2013	2	16	1134	9.10	122	12466	576	558	50.79	49.21
5	1	2013	4	17	1134	9.10	123	12466	630	504	55.56	44.44
5	1	2013	4	18	1134	9.10	124	12466	632	502	55.73	44.27
5	13	2013	2	16	1134	9.10	125	12466	594	540	52.38	47.62
5	14	2013	3	16	1134	9.10	126	12466	585	549	51.59	48.41
5	23	2013	5	16	1133	9.09	127	12466	652	481	57.55	42.45
8	1	2013	5	18	1132	9.08	128	12466	648	484	57.24	42.76
8	15	2013	5	16	1132	9.08	129	12466	602	530	53.18	46.82
8	9	2013	6	18	1131	9.07	130	12466	604	527	53.40	46.60
2	14	2013	5	16	1130	9.06	131	12466	604	526	53.45	46.55
7	19	2013	6	18	1130	9.06	132	12466	618	512	54.69	45.31
12	19	2013	5	16	1130	9.06	133	12466	598	532	52.92	47.08
2	20	2013	4	17	1129	9.06	134	12466	592	537	52.44	47.56
9	11	2013	4	16	1129	9.06	135	12466	579	550	51.28	48.72

MO	DY	YR	DAY OF WK	HR	HR VOL	PERCENT OF AADT	HOUR NUMBER	AADT	NORTH VOLUME	SOUTH VOLUME	PERCENT NORTH IS OF TOTAL VOLUME	PERCENT SOUTH IS OF TOTAL VOLUME
3	7	2013	5	17	1128	9.05	136	12466	612	516	54.26	45.74
4	11	2013	5	16	1127	9.04	137	12466	587	540	52.09	47.91
7	3	2013	4	15	1127	9.04	138	12466	518	609	45.96	54.04
3	21	2013	5	17	1126	9.03	139	12466	615	511	54.62	45.38
8	18	2013	1	15	1126	9.03	140	12466	582	544	51.69	48.31
12	16	2013	2	16	1125	9.02	141	12466	579	546	51.47	48.53
6	14	2013	6	16	1123	9.01	142	12466	598	525	53.25	46.75
8	15	2013	5	17	1123	9.01	143	12466	616	507	54.85	45.15
7	19	2013	6	17	1122	9.00	144	12466	609	513	54.28	45.72
5	30	2013	5	16	1121	8.99	145	12466	600	521	53.52	46.48
6	27	2013	5	18	1121	8.99	146	12466	657	464	58.61	41.39
5	15	2013	4	17	1120	8.98	147	12466	587	533	52.41	47.59
4	4	2013	5	18	1119	8.98	148	12466	647	472	57.82	42.18
4	18	2013	5	18	1118	8.97	149	12466	596	522	53.31	46.69
8	28	2013	4	16	1118	8.97	150	12466	598	520	53.49	46.51
2	22	2013	6	17	1117	8.96	151	12466	569	548	50.94	49.06
5	8	2013	4	18	1117	8.96	152	12466	616	501	55.15	44.85
8	16	2013	6	17	1117	8.96	153	12466	588	529	52.64	47.36
2	12	2013	3	17	1116	8.95	154	12466	583	533	52.24	47.76
4	5	2013	6	16	1116	8.95	155	12466	597	519	53.49	46.51
8	29	2013	5	16	1116	8.95	156	12466	578	538	51.79	48.21
2	22	2013	6	16	1115	8.94	157	12466	567	548	50.85	49.15
3	22	2013	6	17	1115	8.94	158	12466	596	519	53.45	46.55
5	30	2013	5	18	1115	8.94	159	12466	642	473	57.58	42.42
12	4	2013	4	17	1115	8.94	160	12466	628	487	56.32	43.68
12	23	2013	2	17	1115	8.94	161	12466	590	525	52.91	47.09
2	27	2013	4	17	1114	8.94	162	12466	604	510	54.22	45.78
3	22	2013	6	18	1114	8.94	163	12466	618	496	55.48	44.52
3	28	2013	5	18	1114	8.94	164	12466	576	538	51.71	48.29
5	29	2013	4	17	1112	8.92	165	12466	615	497	55.31	44.69
8	6	2013	3	16	1112	8.92	166	12466	621	491	55.85	44.15
1	18	2013	6	17	1111	8.91	167	12466	554	557	49.86	50.14
12	5	2013	5	16	1111	8.91	168	12466	585	526	52.66	47.34
2	6	2013	4	17	1110	8.90	169	12466	577	533	51.98	48.02
3	29	2013	6	15	1110	8.90	170	12466	557	553	50.18	49.82
5	28	2013	3	17	1110	8.90	171	12466	654	456	58.92	41.08
5	29	2013	4	16	1110	8.90	172	12466	639	471	57.57	42.43
12	3	2013	3	16	1110	8.90	173	12466	591	519	53.24	46.76
3	21	2013	5	18	1109	8.90	174	12466	628	481	56.63	43.37
5	3	2013	6	15	1109	8.90	175	12466	533	576	48.06	51.94
5	28	2013	3	16	1109	8.90	176	12466	589	520	53.11	46.89

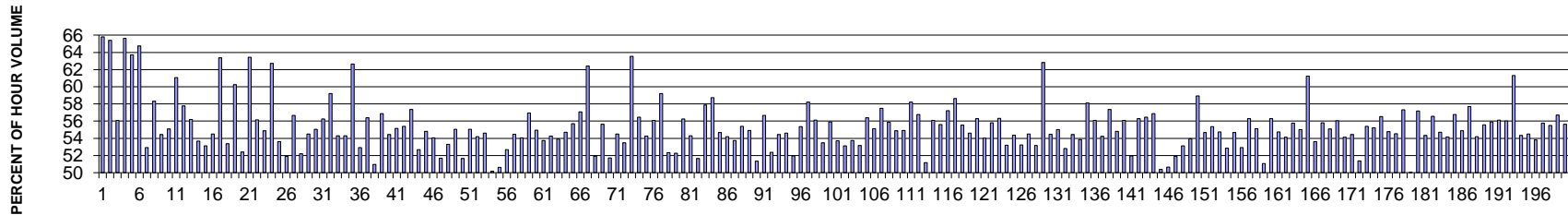
MO	DY	YR	DAY OF WK	HR	HR VOL	PERCENT OF AADT	HOUR NUMBER	AADT	NORTH VOLUME	SOUTH VOLUME	PERCENT NORTH IS OF TOTAL VOLUME	PERCENT SOUTH IS OF TOTAL VOLUME
8	18	2013	1	14	1109	8.90	177	12466	571	538	51.49	48.51
12	20	2013	6	15	1109	8.90	178	12466	576	533	51.94	48.06
8	9	2013	6	17	1108	8.89	179	12466	607	501	54.78	45.22
4	10	2013	4	17	1107	8.88	180	12466	568	539	51.31	48.69
5	2	2013	5	18	1107	8.88	181	12466	642	465	57.99	42.01
6	27	2013	5	16	1107	8.88	182	12466	642	465	57.99	42.01
1	4	2013	6	17	1106	8.87	183	12466	611	495	55.24	44.76
4	16	2013	3	17	1106	8.87	184	12466	575	531	51.99	48.01
8	26	2013	2	16	1106	8.87	185	12466	591	515	53.44	46.56
9	12	2013	5	16	1106	8.87	186	12466	608	498	54.97	45.03
1	29	2013	3	17	1105	8.86	187	12466	640	465	57.92	42.08
3	15	2013	6	18	1105	8.86	188	12466	571	534	51.67	48.33
5	16	2013	5	18	1105	8.86	189	12466	623	482	56.38	43.62
6	4	2013	3	16	1105	8.86	190	12466	622	483	56.29	43.71
7	14	2013	1	14	1105	8.86	191	12466	597	508	54.03	45.97
8	16	2013	6	18	1105	8.86	192	12466	542	563	49.05	50.95
2	19	2013	3	17	1104	8.86	193	12466	581	523	52.63	47.37
2	21	2013	5	16	1104	8.86	194	12466	574	530	51.99	48.01
7	10	2013	4	16	1104	8.86	195	12466	634	470	57.43	42.57
2	22	2013	6	18	1103	8.85	196	12466	573	530	51.95	48.05
2	20	2013	4	18	1102	8.84	197	12466	612	490	55.54	44.46
2	28	2013	5	16	1101	8.83	198	12466	603	498	54.77	45.23
12	2	2013	2	17	1100	8.82	199	12466	604	496	54.91	45.09
12	26	2013	5	16	1100	8.82	200	12466	571	529	51.91	48.09

**SR 005 MP 261.33 FERNDALE ADC SITE P04
K FOR PEAK 200 HOURS OF 2013**



AADT= 50651 K 30 FACTOR= 9.20 K 100 FACTOR= 8.87 K 200 FACTOR= 8.59 D 30 FACTOR= 55.06

**SR 005 MP 261.33 FERNDALE ADC SITE P04
D % IN THE PEAK 200 HOURS OF 2013**



MO	DY	YR	DAY OF WK	HR	HR VOL	PERCENT OF AADT	HOUR NUMBER	AADT	NORTH VOLUME	SOUTH VOLUME	PERCENT NORTH IS OF TOTAL VOLUME	PERCENT SOUTH IS OF TOTAL VOLUME
5	20	2013	2	17	5020	9.91	1	50651	3304	1716	65.82	34.18
2	11	2013	2	18	4993	9.86	2	50651	3265	1728	65.39	34.61
8	26	2013	2	18	4973	9.82	3	50651	2789	2184	56.08	43.92
5	20	2013	2	18	4954	9.78	4	50651	3252	1702	65.64	34.36
11	11	2013	2	17	4910	9.69	5	50651	3128	1782	63.71	36.29
2	11	2013	2	17	4909	9.69	6	50651	3178	1731	64.74	35.26
11	8	2013	6	17	4893	9.66	7	50651	2590	2303	52.93	47.07
12	30	2013	2	17	4842	9.56	8	50651	2823	2019	58.30	41.70
8	30	2013	6	17	4817	9.51	9	50651	2623	2194	54.45	45.55
10	11	2013	6	18	4771	9.42	10	50651	2629	2142	55.10	44.90
2	11	2013	2	16	4769	9.42	11	50651	2912	1857	61.06	38.94
7	31	2013	4	18	4742	9.36	12	50651	2739	2003	57.76	42.24

MO	DY	YR	DAY OF WK	HR	HR VOL	PERCENT OF AADT	HOUR NUMBER	AADT	NORTH VOLUME	SOUTH VOLUME	PERCENT NORTH IS OF TOTAL VOLUME	PERCENT SOUTH IS OF TOTAL VOLUME
8	28	2013	4	18	4740	9.36	13	50651	2663	2077	56.18	43.82
8	23	2013	6	17	4738	9.35	14	50651	2543	2195	53.67	46.33
8	23	2013	6	18	4735	9.35	15	50651	2515	2220	53.12	46.88
7	18	2013	5	18	4729	9.34	16	50651	2577	2152	54.49	45.51
5	20	2013	2	16	4717	9.31	17	50651	2988	1729	63.35	36.65
10	25	2013	6	17	4709	9.30	18	50651	2513	2196	53.37	46.63
8	5	2013	2	17	4701	9.28	19	50651	2832	1869	60.24	39.76
7	12	2013	6	18	4700	9.28	20	50651	2463	2237	52.40	47.60
8	5	2013	2	18	4694	9.27	21	50651	2978	1716	63.44	36.56
8	6	2013	3	18	4694	9.27	22	50651	2636	2058	56.16	43.84
12	30	2013	2	16	4690	9.26	23	50651	2574	2116	54.88	45.12
11	11	2013	2	18	4685	9.25	24	50651	2938	1747	62.71	37.29
3	28	2013	5	18	4684	9.25	25	50651	2511	2173	53.61	46.39
8	1	2013	5	18	4676	9.23	26	50651	2427	2249	51.90	48.10
8	8	2013	5	18	4670	9.22	27	50651	2647	2023	56.68	43.32
6	14	2013	6	17	4668	9.22	28	50651	2437	2231	52.21	47.79
8	29	2013	5	18	4663	9.21	29	50651	2542	2121	54.51	45.49
3	29	2013	6	17	4662	9.20	30	50651	2567	2095	55.06	44.94
8	20	2013	3	18	4659	9.20	31	50651	2620	2039	56.24	43.76
12	30	2013	2	18	4654	9.19	32	50651	2756	1898	59.22	40.78
8	22	2013	5	17	4653	9.19	33	50651	2527	2126	54.31	45.69
8	26	2013	2	17	4646	9.17	34	50651	2523	2123	54.30	45.70
7	1	2013	2	18	4642	9.16	35	50651	2908	1734	62.65	37.35
8	9	2013	6	17	4642	9.16	36	50651	2457	2185	52.93	47.07
8	27	2013	3	18	4641	9.16	37	50651	2617	2024	56.39	43.61
3	29	2013	6	16	4636	9.15	38	50651	2274	2362	49.05	50.95
8	7	2013	4	18	4636	9.15	39	50651	2636	2000	56.86	43.14
8	29	2013	5	17	4633	9.15	40	50651	2522	2111	54.44	45.56
7	17	2013	4	18	4627	9.14	41	50651	2552	2075	55.15	44.85
9	27	2013	6	17	4622	9.13	42	50651	2561	2061	55.41	44.59
7	8	2013	2	18	4620	9.12	43	50651	2650	1970	57.36	42.64
6	21	2013	6	18	4618	9.12	44	50651	2433	2185	52.69	47.31
7	11	2013	5	18	4615	9.11	45	50651	2529	2086	54.80	45.20
6	21	2013	6	17	4608	9.10	46	50651	2491	2117	54.06	45.94
8	30	2013	6	18	4608	9.10	47	50651	2382	2226	51.69	48.31
8	22	2013	5	18	4607	9.10	48	50651	2456	2151	53.31	46.69
7	25	2013	5	18	4606	9.09	49	50651	2535	2071	55.04	44.96
9	13	2013	6	18	4606	9.09	50	50651	2380	2226	51.67	48.33
8	15	2013	5	18	4601	9.08	51	50651	2534	2067	55.07	44.93
12	27	2013	6	17	4598	9.08	52	50651	2492	2106	54.20	45.80
8	28	2013	4	17	4595	9.07	53	50651	2510	2085	54.62	45.38

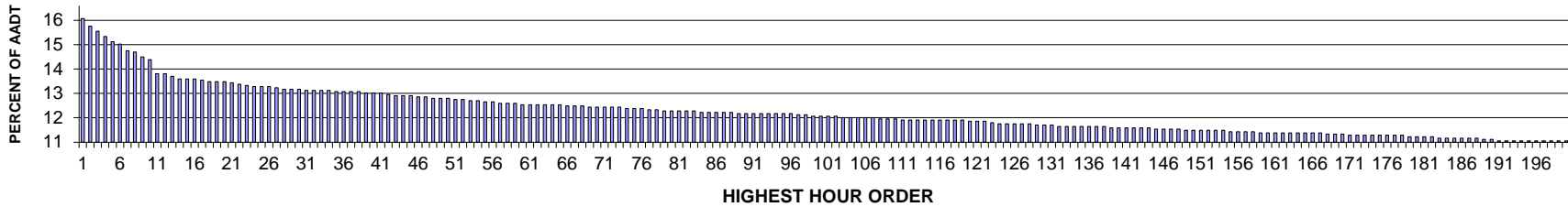
MO	DY	YR	DAY OF WK	HR	HR VOL	PERCENT OF AADT	HOUR NUMBER	AADT	NORTH VOLUME	SOUTH VOLUME	PERCENT NORTH IS OF TOTAL VOLUME	PERCENT SOUTH IS OF TOTAL VOLUME
5	17	2013	6	18	4592	9.07	54	50651	2304	2288	50.17	49.83
5	17	2013	6	17	4587	9.06	55	50651	2323	2264	50.64	49.36
9	6	2013	6	18	4586	9.05	56	50651	2416	2170	52.68	47.32
7	12	2013	6	17	4583	9.05	57	50651	2497	2086	54.48	45.52
7	19	2013	6	18	4576	9.03	58	50651	2474	2102	54.06	45.94
8	5	2013	2	16	4570	9.02	59	50651	2603	1967	56.96	43.04
5	3	2013	6	17	4569	9.02	60	50651	2510	2059	54.94	45.06
10	10	2013	5	18	4567	9.02	61	50651	2455	2112	53.76	46.24
7	30	2013	3	18	4565	9.01	62	50651	2478	2087	54.28	45.72
9	27	2013	6	18	4565	9.01	63	50651	2461	2104	53.91	46.09
10	25	2013	6	18	4562	9.01	64	50651	2496	2066	54.71	45.29
8	16	2013	6	17	4559	9.00	65	50651	2539	2020	55.69	44.31
7	2	2013	3	18	4558	9.00	66	50651	2602	1956	57.09	42.91
7	1	2013	2	17	4556	8.99	67	50651	2843	1713	62.40	37.60
8	23	2013	6	16	4556	8.99	68	50651	2366	2190	51.93	48.07
8	14	2013	4	18	4555	8.99	69	50651	2535	2020	55.65	44.35
8	1	2013	5	17	4554	8.99	70	50651	2355	2199	51.71	48.29
7	24	2013	4	18	4551	8.99	71	50651	2481	2070	54.52	45.48
7	26	2013	6	17	4551	8.99	72	50651	2433	2118	53.46	46.54
10	14	2013	2	17	4547	8.98	73	50651	2889	1658	63.54	36.46
8	8	2013	5	17	4539	8.96	74	50651	2563	1976	56.47	43.53
7	25	2013	5	17	4538	8.96	75	50651	2463	2075	54.28	45.72
1	4	2013	6	17	4535	8.95	76	50651	2543	1992	56.07	43.93
11	4	2013	2	18	4535	8.95	77	50651	2685	1850	59.21	40.79
3	15	2013	6	17	4532	8.95	78	50651	2372	2160	52.34	47.66
3	15	2013	6	18	4532	8.95	79	50651	2369	2163	52.27	47.73
7	29	2013	2	18	4532	8.95	80	50651	2549	1983	56.24	43.76
12	19	2013	5	17	4532	8.95	81	50651	2461	2071	54.30	45.70
6	28	2013	6	17	4531	8.95	82	50651	2340	2191	51.64	48.36
7	15	2013	2	18	4529	8.94	83	50651	2621	1908	57.87	42.13
3	27	2013	4	18	4526	8.94	84	50651	2658	1868	58.73	41.27
10	11	2013	6	17	4522	8.93	85	50651	2472	2050	54.67	45.33
3	22	2013	6	18	4520	8.92	86	50651	2450	2070	54.20	45.80
8	12	2013	2	18	4520	8.92	87	50651	2429	2091	53.74	46.26
8	6	2013	3	17	4519	8.92	88	50651	2503	2016	55.39	44.61
7	22	2013	2	18	4518	8.92	89	50651	2481	2037	54.91	45.09
9	6	2013	6	17	4516	8.92	90	50651	2319	2197	51.35	48.65
11	22	2013	6	17	4511	8.91	91	50651	2556	1955	56.66	43.34
7	26	2013	6	18	4509	8.90	92	50651	2362	2147	52.38	47.62
8	21	2013	4	18	4509	8.90	93	50651	2454	2055	54.42	45.58
8	19	2013	2	17	4508	8.90	94	50651	2462	2046	54.61	45.39

MO	DY	YR	DAY OF WK	HR	HR VOL	PERCENT OF AADT	HOUR NUMBER	AADT	NORTH VOLUME	SOUTH VOLUME	PERCENT NORTH IS OF TOTAL VOLUME	PERCENT SOUTH IS OF TOTAL VOLUME
6	14	2013	6	18	4504	8.89	95	50651	2341	2163	51.98	48.02
7	31	2013	4	17	4504	8.89	96	50651	2494	2010	55.37	44.63
1	3	2013	5	18	4501	8.89	97	50651	2621	1880	58.23	41.77
7	10	2013	4	18	4501	8.89	98	50651	2526	1975	56.12	43.88
11	8	2013	6	16	4496	8.88	99	50651	2405	2091	53.49	46.51
6	26	2013	4	18	4493	8.87	100	50651	2512	1981	55.91	44.09
9	3	2013	3	18	4489	8.86	101	50651	2412	2077	53.73	46.27
8	16	2013	6	18	4484	8.85	102	50651	2383	2101	53.14	46.86
10	18	2013	6	17	4483	8.85	103	50651	2410	2073	53.76	46.24
9	13	2013	6	17	4482	8.85	104	50651	2382	2100	53.15	46.85
7	18	2013	5	17	4480	8.84	105	50651	2527	1953	56.41	43.59
8	9	2013	6	18	4477	8.84	106	50651	2468	2009	55.13	44.87
1	4	2013	6	18	4476	8.84	107	50651	2573	1903	57.48	42.52
3	28	2013	5	17	4476	8.84	108	50651	2501	1975	55.88	44.12
4	19	2013	6	17	4475	8.83	109	50651	2456	2019	54.88	45.12
12	18	2013	4	17	4472	8.83	110	50651	2455	2017	54.90	45.10
3	18	2013	2	18	4468	8.82	111	50651	2601	1867	58.21	41.79
3	22	2013	6	17	4466	8.82	112	50651	2535	1931	56.76	43.24
10	25	2013	6	16	4465	8.82	113	50651	2285	2180	51.18	48.82
7	3	2013	4	17	4464	8.81	114	50651	2503	1961	56.07	43.93
11	8	2013	6	18	4464	8.81	115	50651	2483	1981	55.62	44.38
3	29	2013	6	18	4459	8.80	116	50651	2552	1907	57.23	42.77
1	2	2013	4	18	4456	8.80	117	50651	2613	1843	58.64	41.36
10	17	2013	5	18	4456	8.80	118	50651	2475	1981	55.54	44.46
12	18	2013	4	18	4456	8.80	119	50651	2434	2022	54.62	45.38
3	21	2013	5	18	4455	8.80	120	50651	2508	1947	56.30	43.70
10	3	2013	5	18	4454	8.79	121	50651	2406	2048	54.02	45.98
8	7	2013	4	17	4450	8.79	122	50651	2483	1967	55.80	44.20
10	16	2013	4	18	4450	8.79	123	50651	2507	1943	56.34	43.66
2	8	2013	6	18	4447	8.78	124	50651	2366	2081	53.20	46.80
2	15	2013	6	18	4446	8.78	125	50651	2417	2029	54.36	45.64
2	8	2013	6	17	4445	8.78	126	50651	2367	2078	53.25	46.75
8	27	2013	3	17	4445	8.78	127	50651	2423	2022	54.51	45.49
10	4	2013	6	18	4445	8.78	128	50651	2363	2082	53.16	46.84
10	14	2013	2	16	4442	8.77	129	50651	2791	1651	62.83	37.17
10	24	2013	5	18	4441	8.77	130	50651	2419	2022	54.47	45.53
11	22	2013	6	18	4439	8.76	131	50651	2443	1996	55.03	44.97
6	13	2013	5	18	4438	8.76	132	50651	2344	2094	52.82	47.18
8	15	2013	5	17	4437	8.76	133	50651	2416	2021	54.45	45.55
12	19	2013	5	18	4434	8.75	134	50651	2388	2046	53.86	46.14
12	23	2013	2	18	4431	8.75	135	50651	2575	1856	58.11	41.89

MO	DY	YR	DAY OF WK	HR	HR VOL	PERCENT OF AADT	HOUR NUMBER	AADT	NORTH VOLUME	SOUTH VOLUME	PERCENT NORTH IS OF TOTAL VOLUME	PERCENT SOUTH IS OF TOTAL VOLUME
5	1	2013	4	18	4430	8.75	136	50651	2485	1945	56.09	43.91
8	12	2013	2	17	4430	8.75	137	50651	2402	2028	54.22	45.78
7	23	2013	3	18	4429	8.74	138	50651	2540	1889	57.35	42.65
8	13	2013	3	18	4428	8.74	139	50651	2427	2001	54.81	45.19
10	21	2013	2	18	4427	8.74	140	50651	2482	1945	56.07	43.93
12	27	2013	6	16	4427	8.74	141	50651	2300	2127	51.95	48.05
7	16	2013	3	18	4425	8.74	142	50651	2491	1934	56.29	43.71
8	20	2013	3	17	4425	8.74	143	50651	2498	1927	56.45	43.55
6	27	2013	5	18	4422	8.73	144	50651	2515	1907	56.87	43.13
8	30	2013	6	16	4422	8.73	145	50651	2228	2194	50.38	49.62
8	2	2013	6	16	4420	8.73	146	50651	2239	2181	50.66	49.34
8	5	2013	2	15	4417	8.72	147	50651	2292	2125	51.89	48.11
6	28	2013	6	18	4413	8.71	148	50651	2345	2068	53.14	46.86
12	23	2013	2	16	4413	8.71	149	50651	2381	2032	53.95	46.05
3	27	2013	4	17	4412	8.71	150	50651	2601	1811	58.95	41.05
4	26	2013	6	17	4412	8.71	151	50651	2412	2000	54.67	45.33
7	22	2013	2	17	4409	8.70	152	50651	2441	1968	55.36	44.64
8	2	2013	6	17	4406	8.70	153	50651	2412	1994	54.74	45.26
10	18	2013	6	18	4406	8.70	154	50651	2328	2078	52.84	47.16
7	17	2013	4	17	4403	8.69	155	50651	2408	1995	54.69	45.31
9	20	2013	6	17	4401	8.69	156	50651	2330	2071	52.94	47.06
1	3	2013	5	17	4398	8.68	157	50651	2475	1923	56.28	43.72
5	9	2013	5	18	4390	8.67	158	50651	2420	1970	55.13	44.87
7	19	2013	6	16	4390	8.67	159	50651	2242	2148	51.07	48.93
3	20	2013	4	18	4387	8.66	160	50651	2469	1918	56.28	43.72
9	4	2013	4	18	4386	8.66	161	50651	2401	1985	54.74	45.26
10	4	2013	6	17	4386	8.66	162	50651	2374	2012	54.13	45.87
12	6	2013	6	18	4386	8.66	163	50651	2446	1940	55.77	44.23
2	1	2013	6	17	4385	8.66	164	50651	2412	1973	55.01	44.99
4	1	2013	2	18	4384	8.66	165	50651	2685	1699	61.25	38.75
9	18	2013	4	18	4381	8.65	166	50651	2349	2032	53.62	46.38
12	4	2013	4	18	4381	8.65	167	50651	2445	1936	55.81	44.19
1	18	2013	6	17	4380	8.65	168	50651	2413	1967	55.09	44.91
7	15	2013	2	17	4380	8.65	169	50651	2455	1925	56.05	43.95
1	11	2013	6	18	4379	8.65	170	50651	2370	2009	54.12	45.88
6	7	2013	6	17	4379	8.65	171	50651	2384	1995	54.44	45.56
7	19	2013	6	17	4379	8.65	172	50651	2129	2250	48.62	51.38
12	13	2013	6	18	4379	8.65	173	50651	2426	1953	55.40	44.60
5	31	2013	6	17	4376	8.64	174	50651	2416	1960	55.21	44.79
12	23	2013	2	17	4376	8.64	175	50651	2474	1902	56.54	43.46
12	16	2013	2	18	4375	8.64	176	50651	2397	1978	54.79	45.21

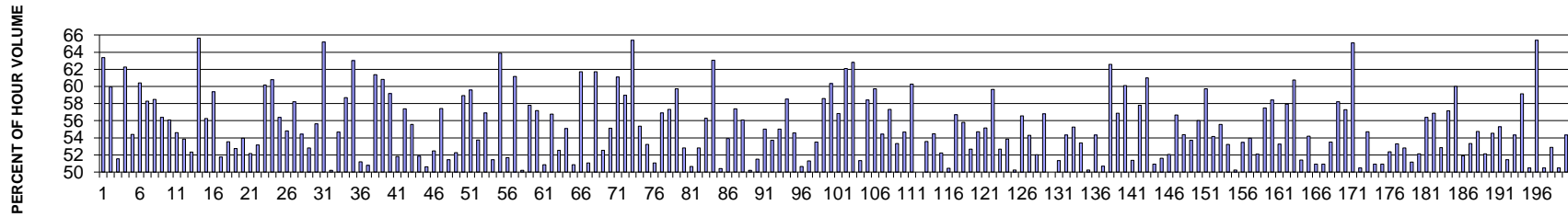
MO	DY	YR	DAY OF WK	HR	HR VOL	PERCENT OF AADT	HOUR NUMBER	AADT	NORTH VOLUME	SOUTH VOLUME	PERCENT NORTH IS OF TOTAL VOLUME	PERCENT SOUTH IS OF TOTAL VOLUME
6	27	2013	5	17	4374	8.64	177	50651	2385	1989	54.53	45.47
8	24	2013	7	13	4373	8.63	178	50651	1867	2506	42.69	57.31
8	23	2013	6	15	4370	8.63	179	50651	2186	2184	50.02	49.98
1	2	2013	4	17	4367	8.62	180	50651	2497	1870	57.18	42.82
7	29	2013	2	17	4367	8.62	181	50651	2373	1994	54.34	45.66
10	7	2013	2	18	4367	8.62	182	50651	2471	1896	56.58	43.42
7	16	2013	3	17	4366	8.62	183	50651	2389	1977	54.72	45.28
9	26	2013	5	18	4366	8.62	184	50651	2365	2001	54.17	45.83
3	19	2013	3	18	4364	8.62	185	50651	2478	1886	56.78	43.22
4	12	2013	6	18	4363	8.61	186	50651	2395	1968	54.89	45.11
3	25	2013	2	18	4362	8.61	187	50651	2517	1845	57.70	42.30
11	21	2013	5	18	4362	8.61	188	50651	2364	1998	54.20	45.80
4	5	2013	6	18	4361	8.61	189	50651	2423	1938	55.56	44.44
4	17	2013	4	18	4360	8.61	190	50651	2438	1922	55.92	44.08
6	11	2013	3	18	4358	8.60	191	50651	2446	1912	56.13	43.87
8	14	2013	4	17	4358	8.60	192	50651	2441	1917	56.01	43.99
10	14	2013	2	18	4358	8.60	193	50651	2671	1687	61.29	38.71
9	25	2013	4	18	4356	8.60	194	50651	2366	1990	54.32	45.68
11	1	2013	6	18	4355	8.60	195	50651	2374	1981	54.51	45.49
8	24	2013	7	15	4354	8.60	196	50651	2011	2343	46.19	53.81
7	3	2013	4	18	4353	8.59	197	50651	2428	1925	55.78	44.22
5	30	2013	5	18	4352	8.59	198	50651	2416	1936	55.51	44.49
6	10	2013	2	18	4352	8.59	199	50651	2468	1884	56.71	43.29
6	19	2013	4	18	4352	8.59	200	50651	2422	1930	55.65	44.35

**SR 012 MP 376.98 DAYTON #1 ADC SITE P05
K FOR PEAK 200 HOURS OF 2013**



AADT= 1897 K 30 FACTOR= 13.07 K 100 FACTOR= 11.97 K 200 FACTOR= 10.96 D 30 FACTOR= 55.65

**SR 012 MP 376.98 DAYTON #1 ADC SITE P05
D% IN THE PEAK 200 HOURS OF 2013**



MO	DY	YR	DAY OF WK	HR	HR VOL	PERCENT OF AADT	HOUR NUMBER	AADT	EAST VOLUME	WEST VOLUME	PERCENT EAST IS OF TOTAL VOLUME	PERCENT WEST IS OF TOTAL VOLUME
10	11	2013	6	15	303	15.97	1	1897	192	111	63.37	36.63
7	7	2013	1	13	297	15.66	2	1897	119	178	40.07	59.93
12	1	2013	1	15	293	15.45	3	1897	151	142	51.54	48.46
5	27	2013	2	16	289	15.23	4	1897	109	180	37.72	62.28
11	27	2013	4	15	285	15.02	5	1897	130	155	45.61	54.39
7	7	2013	1	12	283	14.92	6	1897	112	171	39.58	60.42
7	7	2013	1	14	278	14.65	7	1897	116	162	41.73	58.27
5	27	2013	2	14	277	14.60	8	1897	115	162	41.52	58.48
7	7	2013	1	15	273	14.39	9	1897	119	154	43.59	56.41
5	24	2013	6	15	271	14.29	10	1897	152	119	56.09	43.91
10	11	2013	6	16	260	13.71	11	1897	142	118	54.62	45.38
10	11	2013	6	18	260	13.71	12	1897	140	120	53.85	46.15

MO	DY	YR	DAY OF WK	HR	HR VOL	PERCENT OF AADT	HOUR NUMBER	AADT	EAST VOLUME	WEST VOLUME	PERCENT EAST IS OF TOTAL VOLUME	PERCENT WEST IS OF TOTAL VOLUME
8	11	2013	1	16	258	13.60	13	1897	123	135	47.67	52.33
3	24	2013	1	18	256	13.49	14	1897	168	88	65.63	34.38
6	16	2013	1	13	256	13.49	15	1897	144	112	56.25	43.75
7	7	2013	1	16	256	13.49	16	1897	104	152	40.63	59.38
12	1	2013	1	16	255	13.44	17	1897	132	123	51.76	48.24
4	28	2013	1	16	254	13.39	18	1897	118	136	46.46	53.54
10	11	2013	6	14	254	13.39	19	1897	134	120	52.76	47.24
10	11	2013	6	17	254	13.39	20	1897	137	117	53.94	46.06
8	9	2013	6	16	253	13.34	21	1897	121	132	47.83	52.17
6	23	2013	1	16	252	13.28	22	1897	118	134	46.83	53.17
5	24	2013	6	17	251	13.23	23	1897	151	100	60.16	39.84
5	24	2013	6	16	250	13.18	24	1897	152	98	60.80	39.20
8	2	2013	6	17	250	13.18	25	1897	141	109	56.40	43.60
8	4	2013	1	17	250	13.18	26	1897	113	137	45.20	54.80
5	24	2013	6	18	249	13.13	27	1897	145	104	58.23	41.77
5	17	2013	6	17	248	13.07	28	1897	113	135	45.56	54.44
10	18	2013	6	18	248	13.07	29	1897	131	117	52.82	47.18
12	1	2013	1	14	248	13.07	30	1897	138	110	55.65	44.35
5	27	2013	2	13	247	13.02	31	1897	86	161	34.82	65.18
6	14	2013	6	16	247	13.02	32	1897	124	123	50.20	49.80
8	9	2013	6	14	247	13.02	33	1897	135	112	54.66	45.34
12	1	2013	1	13	247	13.02	34	1897	102	145	41.30	58.70
7	7	2013	1	11	246	12.97	35	1897	91	155	36.99	63.01
7	26	2013	6	15	246	12.97	36	1897	126	120	51.22	48.78
8	11	2013	1	15	246	12.97	37	1897	121	125	49.19	50.81
8	18	2013	1	14	246	12.97	38	1897	95	151	38.62	61.38
5	27	2013	2	17	245	12.92	39	1897	96	149	39.18	60.82
6	16	2013	1	16	245	12.92	40	1897	145	100	59.18	40.82
11	27	2013	4	16	245	12.92	41	1897	127	118	51.84	48.16
6	9	2013	1	16	244	12.86	42	1897	104	140	42.62	57.38
2	15	2013	6	17	243	12.81	43	1897	108	135	44.44	55.56
6	16	2013	1	12	243	12.81	44	1897	117	126	48.15	51.85
10	11	2013	6	12	243	12.81	45	1897	120	123	49.38	50.62
5	17	2013	6	16	242	12.76	46	1897	127	115	52.48	47.52
7	14	2013	1	17	242	12.76	47	1897	103	139	42.56	57.44
5	24	2013	6	14	241	12.70	48	1897	124	117	51.45	48.55
8	18	2013	1	16	241	12.70	49	1897	126	115	52.28	47.72
10	18	2013	6	17	241	12.70	50	1897	142	99	58.92	41.08
4	5	2013	6	16	240	12.65	51	1897	143	97	59.58	40.42
4	26	2013	6	15	240	12.65	52	1897	129	111	53.75	46.25
5	3	2013	6	17	239	12.60	53	1897	136	103	56.90	43.10

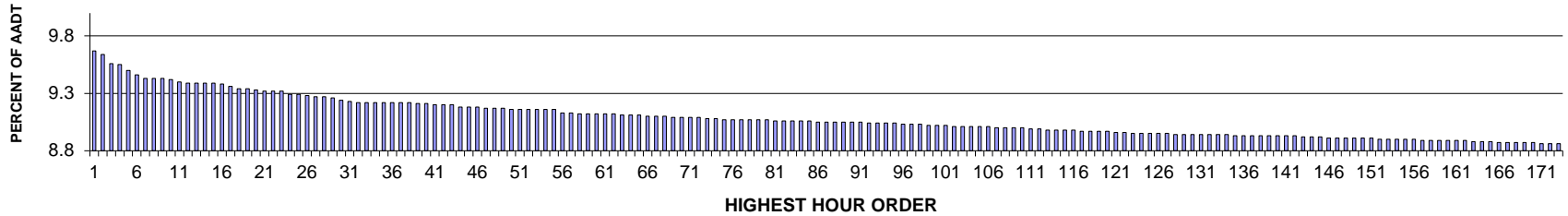
MO	DY	YR	DAY OF WK	HR	HR VOL	PERCENT OF AADT	HOUR NUMBER	AADT	EAST VOLUME	WEST VOLUME	PERCENT EAST IS OF TOTAL VOLUME	PERCENT WEST IS OF TOTAL VOLUME
10	4	2013	6	17	239	12.60	54	1897	123	116	51.46	48.54
5	27	2013	2	12	238	12.55	55	1897	86	152	36.13	63.87
6	16	2013	1	11	238	12.55	56	1897	115	123	48.32	51.68
6	30	2013	1	12	237	12.49	57	1897	92	145	38.82	61.18
8	2	2013	6	15	237	12.49	58	1897	118	119	49.79	50.21
8	18	2013	1	13	237	12.49	59	1897	100	137	42.19	57.81
4	28	2013	1	17	236	12.44	60	1897	101	135	42.80	57.20
5	19	2013	1	16	236	12.44	61	1897	120	116	50.85	49.15
7	14	2013	1	13	236	12.44	62	1897	102	134	43.22	56.78
7	19	2013	6	14	236	12.44	63	1897	124	112	52.54	47.46
8	2	2013	6	16	236	12.44	64	1897	130	106	55.08	44.92
8	16	2013	6	16	236	12.44	65	1897	116	120	49.15	50.85
5	27	2013	2	15	235	12.39	66	1897	90	145	38.30	61.70
6	14	2013	6	18	235	12.39	67	1897	115	120	48.94	51.06
6	23	2013	1	13	235	12.39	68	1897	90	145	38.30	61.70
2	15	2013	6	16	234	12.34	69	1897	111	123	47.44	52.56
3	31	2013	1	18	234	12.34	70	1897	105	129	44.87	55.13
5	5	2013	1	16	234	12.34	71	1897	91	143	38.89	61.11
8	11	2013	1	17	234	12.34	72	1897	96	138	41.03	58.97
10	13	2013	1	13	234	12.34	73	1897	81	153	34.62	65.38
4	26	2013	6	17	233	12.28	74	1897	129	104	55.36	44.64
6	28	2013	6	15	233	12.28	75	1897	124	109	53.22	46.78
11	8	2013	6	16	233	12.28	76	1897	119	114	51.07	48.93
7	14	2013	1	16	232	12.23	77	1897	100	132	43.10	56.90
10	13	2013	1	17	232	12.23	78	1897	99	133	42.67	57.33
4	26	2013	6	18	231	12.18	79	1897	138	93	59.74	40.26
5	10	2013	6	14	231	12.18	80	1897	109	122	47.19	52.81
5	10	2013	6	18	231	12.18	81	1897	114	117	49.35	50.65
7	26	2013	6	16	231	12.18	82	1897	109	122	47.19	52.81
10	18	2013	6	16	231	12.18	83	1897	130	101	56.28	43.72
5	3	2013	6	15	230	12.12	84	1897	145	85	63.04	36.96
6	14	2013	6	17	230	12.12	85	1897	114	116	49.57	50.43
6	28	2013	6	16	230	12.12	86	1897	124	106	53.91	46.09
7	21	2013	1	16	230	12.12	87	1897	98	132	42.61	57.39
8	4	2013	1	16	230	12.12	88	1897	101	129	43.91	56.09
5	17	2013	6	15	229	12.07	89	1897	114	115	49.78	50.22
5	17	2013	6	18	229	12.07	90	1897	111	118	48.47	51.53
6	7	2013	6	16	229	12.07	91	1897	126	103	55.02	44.98
6	14	2013	6	15	229	12.07	92	1897	106	123	46.29	53.71
8	11	2013	1	14	229	12.07	93	1897	103	126	44.98	55.02
10	13	2013	1	12	229	12.07	94	1897	95	134	41.48	58.52

MO	DY	YR	DAY OF WK	HR	HR VOL	PERCENT OF AADT	HOUR NUMBER	AADT	EAST VOLUME	WEST VOLUME	PERCENT EAST IS OF TOTAL VOLUME	PERCENT WEST IS OF TOTAL VOLUME
10	18	2013	6	15	229	12.07	95	1897	104	125	45.41	54.59
11	28	2013	5	11	229	12.07	96	1897	113	116	49.34	50.66
7	19	2013	6	13	228	12.02	97	1897	117	111	51.32	48.68
11	27	2013	4	18	228	12.02	98	1897	106	122	46.49	53.51
3	24	2013	1	17	227	11.97	99	1897	133	94	58.59	41.41
6	23	2013	1	12	227	11.97	100	1897	90	137	39.65	60.35
6	23	2013	1	15	227	11.97	101	1897	129	98	56.83	43.17
10	13	2013	1	14	227	11.97	102	1897	86	141	37.89	62.11
6	9	2013	1	15	226	11.91	103	1897	84	142	37.17	62.83
7	14	2013	1	14	226	11.91	104	1897	110	116	48.67	51.33
8	11	2013	1	13	226	11.91	105	1897	94	132	41.59	58.41
10	11	2013	6	13	226	11.91	106	1897	135	91	59.73	40.27
10	25	2013	6	17	226	11.91	107	1897	123	103	54.42	45.58
2	15	2013	6	18	225	11.86	108	1897	96	129	42.67	57.33
6	23	2013	1	17	225	11.86	109	1897	105	120	46.67	53.33
8	11	2013	1	18	225	11.86	110	1897	123	102	54.67	45.33
5	3	2013	6	16	224	11.81	111	1897	135	89	60.27	39.73
5	10	2013	6	17	224	11.81	112	1897	112	112	50.00	50.00
6	14	2013	6	13	224	11.81	113	1897	104	120	46.43	53.57
6	16	2013	1	17	224	11.81	114	1897	122	102	54.46	45.54
7	26	2013	6	12	224	11.81	115	1897	107	117	47.77	52.23
8	9	2013	6	13	224	11.81	116	1897	111	113	49.55	50.45
8	25	2013	1	14	224	11.81	117	1897	97	127	43.30	56.70
10	4	2013	6	18	224	11.81	118	1897	125	99	55.80	44.20
10	6	2013	1	17	224	11.81	119	1897	106	118	47.32	52.68
5	31	2013	6	18	223	11.76	120	1897	122	101	54.71	45.29
6	21	2013	6	14	223	11.76	121	1897	123	100	55.16	44.84
8	3	2013	7	15	223	11.76	122	1897	133	90	59.64	40.36
10	25	2013	6	16	222	11.70	123	1897	117	105	52.70	47.30
4	21	2013	1	16	221	11.65	124	1897	119	102	53.85	46.15
6	8	2013	7	11	221	11.65	125	1897	110	111	49.77	50.23
6	21	2013	6	16	221	11.65	126	1897	125	96	56.56	43.44
6	23	2013	1	14	221	11.65	127	1897	101	120	45.70	54.30
7	19	2013	6	15	221	11.65	128	1897	115	106	52.04	47.96
6	21	2013	6	17	220	11.60	129	1897	125	95	56.82	43.18
7	21	2013	1	13	220	11.60	130	1897	110	110	50.00	50.00
8	10	2013	7	11	220	11.60	131	1897	113	107	51.36	48.64
5	19	2013	1	15	219	11.54	132	1897	100	119	45.66	54.34
5	25	2013	7	12	219	11.54	133	1897	121	98	55.25	44.75
6	7	2013	6	15	219	11.54	134	1897	102	117	46.58	53.42
6	19	2013	4	12	219	11.54	135	1897	109	110	49.77	50.23

MO	DY	YR	DAY OF WK	HR	HR VOL	PERCENT OF AADT	HOUR NUMBER	AADT	EAST VOLUME	WEST VOLUME	PERCENT EAST IS OF TOTAL VOLUME	PERCENT WEST IS OF TOTAL VOLUME
7	28	2013	1	15	219	11.54	136	1897	100	119	45.66	54.34
8	4	2013	1	14	219	11.54	137	1897	108	111	49.32	50.68
10	13	2013	1	15	219	11.54	138	1897	82	137	37.44	62.56
3	24	2013	1	16	218	11.49	139	1897	124	94	56.88	43.12
6	15	2013	7	11	218	11.49	140	1897	87	131	39.91	60.09
7	21	2013	1	15	218	11.49	141	1897	106	112	48.62	51.38
8	4	2013	1	13	218	11.49	142	1897	92	126	42.20	57.80
11	27	2013	4	14	218	11.49	143	1897	133	85	61.01	38.99
11	30	2013	7	13	218	11.49	144	1897	107	111	49.08	50.92
5	10	2013	6	16	217	11.44	145	1897	112	105	51.61	48.39
8	9	2013	6	11	217	11.44	146	1897	104	113	47.93	52.07
10	6	2013	1	15	217	11.44	147	1897	94	123	43.32	56.68
11	8	2013	6	15	217	11.44	148	1897	118	99	54.38	45.62
5	5	2013	1	15	216	11.39	149	1897	100	116	46.30	53.70
6	7	2013	6	17	216	11.39	150	1897	121	95	56.02	43.98
6	28	2013	6	17	216	11.39	151	1897	129	87	59.72	40.28
6	30	2013	1	13	216	11.39	152	1897	99	117	45.83	54.17
7	19	2013	6	12	216	11.39	153	1897	96	120	44.44	55.56
7	26	2013	6	17	216	11.39	154	1897	115	101	53.24	46.76
3	31	2013	1	17	215	11.33	155	1897	107	108	49.77	50.23
7	12	2013	6	13	215	11.33	156	1897	100	115	46.51	53.49
7	19	2013	6	16	215	11.33	157	1897	116	99	53.95	46.05
8	4	2013	1	15	215	11.33	158	1897	103	112	47.91	52.09
5	5	2013	1	17	214	11.28	159	1897	91	123	42.52	57.48
6	7	2013	6	13	214	11.28	160	1897	125	89	58.41	41.59
6	14	2013	6	12	214	11.28	161	1897	100	114	46.73	53.27
6	16	2013	1	18	214	11.28	162	1897	124	90	57.94	42.06
6	28	2013	6	14	214	11.28	163	1897	130	84	60.75	39.25
7	3	2013	4	15	214	11.28	164	1897	110	104	51.40	48.60
7	28	2013	1	16	214	11.28	165	1897	98	116	45.79	54.21
8	1	2013	5	15	214	11.28	166	1897	109	105	50.93	49.07
10	4	2013	6	16	214	11.28	167	1897	109	105	50.93	49.07
4	7	2013	1	17	213	11.23	168	1897	114	99	53.52	46.48
4	28	2013	1	15	213	11.23	169	1897	89	124	41.78	58.22
6	9	2013	1	13	213	11.23	170	1897	91	122	42.72	57.28
5	5	2013	1	13	212	11.18	171	1897	74	138	34.91	65.09
6	16	2013	1	14	212	11.18	172	1897	105	107	49.53	50.47
6	20	2013	5	15	212	11.18	173	1897	116	96	54.72	45.28
7	12	2013	6	17	212	11.18	174	1897	104	108	49.06	50.94
7	14	2013	1	15	212	11.18	175	1897	108	104	50.94	49.06
7	25	2013	5	16	212	11.18	176	1897	101	111	47.64	52.36

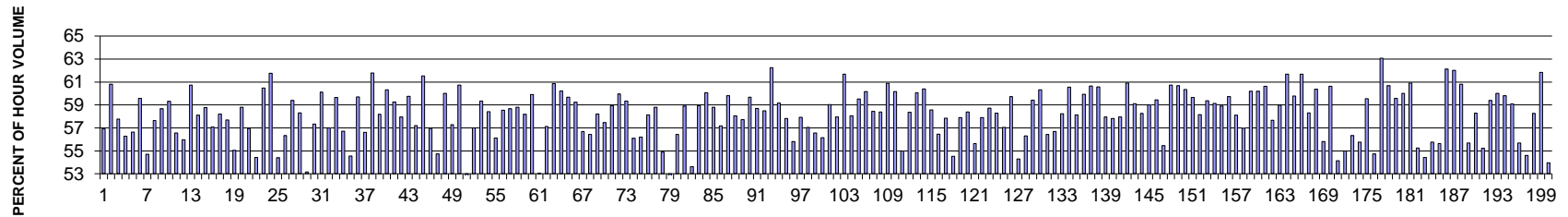
MO	DY	YR	DAY OF WK	HR	HR VOL	PERCENT OF AADT	HOUR NUMBER	AADT	EAST VOLUME	WEST VOLUME	PERCENT EAST IS OF TOTAL VOLUME	PERCENT WEST IS OF TOTAL VOLUME
8	2	2013	6	18	212	11.18	177	1897	113	99	53.30	46.70
11	8	2013	6	17	212	11.18	178	1897	100	112	47.17	52.83
6	14	2013	6	19	211	11.12	179	1897	103	108	48.82	51.18
7	18	2013	5	12	211	11.12	180	1897	101	110	47.87	52.13
7	28	2013	1	14	211	11.12	181	1897	92	119	43.60	56.40
8	1	2013	5	14	211	11.12	182	1897	120	91	56.87	43.13
3	29	2013	6	15	210	11.07	183	1897	99	111	47.14	52.86
4	5	2013	6	17	210	11.07	184	1897	120	90	57.14	42.86
5	24	2013	6	13	210	11.07	185	1897	126	84	60.00	40.00
5	31	2013	6	17	210	11.07	186	1897	109	101	51.90	48.10
8	11	2013	1	12	210	11.07	187	1897	98	112	46.67	53.33
8	18	2013	1	18	210	11.07	188	1897	115	95	54.76	45.24
7	12	2013	6	16	209	11.02	189	1897	109	100	52.15	47.85
8	18	2013	1	15	209	11.02	190	1897	95	114	45.45	54.55
3	22	2013	6	18	208	10.96	191	1897	115	93	55.29	44.71
3	29	2013	6	17	208	10.96	192	1897	107	101	51.44	48.56
5	12	2013	1	15	208	10.96	193	1897	113	95	54.33	45.67
5	17	2013	6	14	208	10.96	194	1897	123	85	59.13	40.87
5	26	2013	1	16	208	10.96	195	1897	103	105	49.52	50.48
6	2	2013	1	13	208	10.96	196	1897	72	136	34.62	65.38
6	7	2013	6	14	208	10.96	197	1897	105	103	50.48	49.52
6	16	2013	1	15	208	10.96	198	1897	110	98	52.88	47.12
7	21	2013	1	14	208	10.96	199	1897	103	105	49.52	50.48
7	26	2013	6	13	208	10.96	200	1897	95	113	45.67	54.33

**SR 014 MP 11.90 CAMAS ADC SITE P06
K FOR PEAK 200 HOURS OF 2013**



AADT= 38172 K 30 FACTOR= 9.24 K 100 FACTOR= 9.02 K 200 FACTOR= 8.83 D 30 FACTOR= 57.33

**SR 014 MP 11.90 CAMAS ADC SITE P06
D% IN THE PEAK 200 HOURS OF 2013**



MO	DY	YR	DAY OF WK	HR	HR VOL	PERCENT OF AADT	HOUR NUMBER	AADT	EAST VOLUME	WEST VOLUME	PERCENT EAST IS OF TOTAL VOLUME	PERCENT WEST IS OF TOTAL VOLUME
6	7	2013	6	17	3693	9.67	1	38172	2102	1591	56.92	43.08
4	9	2013	3	17	3681	9.64	2	38172	2238	1443	60.80	39.20
10	4	2013	6	17	3650	9.56	3	38172	2109	1541	57.78	42.22
10	25	2013	6	17	3647	9.55	4	38172	2052	1595	56.27	43.73
10	23	2013	4	17	3627	9.50	5	38172	2054	1573	56.63	43.37
9	6	2013	6	18	3611	9.46	6	38172	2151	1460	59.57	40.43
6	7	2013	6	16	3601	9.43	7	38172	1970	1631	54.71	45.29
9	11	2013	4	17	3600	9.43	8	38172	2075	1525	57.64	42.36
10	30	2013	4	17	3600	9.43	9	38172	2112	1488	58.67	41.33
10	18	2013	6	18	3596	9.42	10	38172	2133	1463	59.32	40.68
5	31	2013	6	17	3590	9.40	11	38172	2031	1559	56.57	43.43
9	26	2013	5	17	3586	9.39	12	38172	2007	1579	55.97	44.03

MO	DY	YR	DAY OF WK	HR	HR VOL	PERCENT OF AADT	HOUR NUMBER	AADT	EAST VOLUME	WEST VOLUME	PERCENT EAST IS OF TOTAL VOLUME	PERCENT WEST IS OF TOTAL VOLUME
10	3	2013	5	18	3586	9.39	13	38172	2178	1408	60.74	39.26
5	31	2013	6	18	3585	9.39	14	38172	2083	1502	58.10	41.90
9	5	2013	5	17	3585	9.39	15	38172	2107	1478	58.77	41.23
9	20	2013	6	17	3580	9.38	16	38172	2043	1537	57.07	42.93
10	18	2013	6	17	3572	9.36	17	38172	2079	1493	58.20	41.80
10	22	2013	3	17	3566	9.34	18	38172	2057	1509	57.68	42.32
6	6	2013	5	17	3564	9.34	19	38172	1962	1602	55.05	44.95
10	3	2013	5	17	3563	9.33	20	38172	2095	1468	58.80	41.20
4	26	2013	6	17	3558	9.32	21	38172	2026	1532	56.94	43.06
5	10	2013	6	17	3557	9.32	22	38172	1936	1621	54.43	45.57
10	31	2013	5	17	3557	9.32	23	38172	2151	1406	60.47	39.53
9	4	2013	4	18	3548	9.29	24	38172	2191	1357	61.75	38.25
9	13	2013	6	17	3546	9.29	25	38172	1929	1617	54.40	45.60
11	8	2013	6	16	3544	9.28	26	38172	1996	1548	56.32	43.68
4	30	2013	3	17	3540	9.27	27	38172	2102	1438	59.38	40.62
9	6	2013	6	17	3538	9.27	28	38172	2063	1475	58.31	41.69
10	25	2013	6	16	3536	9.26	29	38172	1880	1656	53.17	46.83
10	15	2013	3	17	3529	9.24	30	38172	2023	1506	57.33	42.67
11	13	2013	4	17	3525	9.23	31	38172	2119	1406	60.11	39.89
5	17	2013	6	17	3521	9.22	32	38172	2007	1514	57.00	43.00
8	28	2013	4	18	3521	9.22	33	38172	2100	1421	59.64	40.36
9	20	2013	6	18	3521	9.22	34	38172	1997	1524	56.72	43.28
9	13	2013	6	16	3520	9.22	35	38172	1920	1600	54.55	45.45
8	27	2013	3	18	3518	9.22	36	38172	2100	1418	59.69	40.31
10	4	2013	6	18	3518	9.22	37	38172	1992	1526	56.62	43.38
11	1	2013	6	18	3518	9.22	38	38172	2174	1344	61.80	38.20
6	4	2013	3	18	3515	9.21	39	38172	2045	1470	58.18	41.82
9	10	2013	3	18	3514	9.21	40	38172	2120	1394	60.33	39.67
9	10	2013	3	17	3513	9.20	41	38172	2082	1431	59.27	40.73
10	17	2013	5	17	3513	9.20	42	38172	2036	1477	57.96	42.04
10	17	2013	5	18	3511	9.20	43	38172	2098	1413	59.76	40.24
6	5	2013	4	17	3506	9.18	44	38172	2005	1501	57.19	42.81
9	17	2013	3	18	3506	9.18	45	38172	2157	1349	61.52	38.48
5	17	2013	6	16	3505	9.18	46	38172	1996	1509	56.95	43.05
12	13	2013	6	16	3502	9.17	47	38172	1917	1585	54.74	45.26
10	30	2013	4	18	3501	9.17	48	38172	2101	1400	60.01	39.99
11	7	2013	5	17	3501	9.17	49	38172	2005	1496	57.27	42.73
9	18	2013	4	18	3498	9.16	50	38172	2124	1374	60.72	39.28
10	4	2013	6	16	3498	9.16	51	38172	1828	1670	52.26	47.74
10	10	2013	5	17	3497	9.16	52	38172	1993	1504	56.99	43.01
9	26	2013	5	18	3496	9.16	53	38172	2075	1421	59.35	40.65

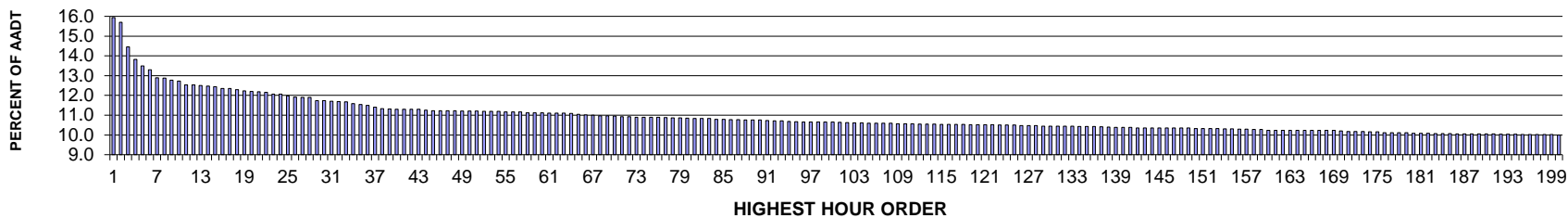
MO	DY	YR	DAY OF WK	HR	HR VOL	PERCENT OF AADT	HOUR NUMBER	AADT	EAST VOLUME	WEST VOLUME	PERCENT EAST IS OF TOTAL VOLUME	PERCENT WEST IS OF TOTAL VOLUME
10	29	2013	3	17	3496	9.16	54	38172	2042	1454	58.41	41.59
11	22	2013	6	17	3495	9.16	55	38172	1961	1534	56.11	43.89
6	4	2013	3	17	3487	9.13	56	38172	2041	1446	58.53	41.47
11	26	2013	3	17	3487	9.13	57	38172	2046	1441	58.68	41.32
9	19	2013	5	18	3483	9.12	58	38172	2048	1435	58.80	41.20
12	5	2013	5	17	3483	9.12	59	38172	2026	1457	58.17	41.83
10	9	2013	4	18	3480	9.12	60	38172	2085	1395	59.91	40.09
10	18	2013	6	16	3480	9.12	61	38172	1845	1635	53.02	46.98
11	1	2013	6	17	3480	9.12	62	38172	1988	1492	57.13	42.87
10	29	2013	3	18	3478	9.11	63	38172	2117	1361	60.87	39.13
4	30	2013	3	18	3476	9.11	64	38172	2093	1383	60.21	39.79
10	16	2013	4	18	3476	9.11	65	38172	2074	1402	59.67	40.33
4	17	2013	4	17	3474	9.10	66	38172	2058	1416	59.24	40.76
4	12	2013	6	17	3473	9.10	67	38172	1969	1504	56.69	43.31
7	19	2013	6	17	3473	9.10	68	38172	1960	1513	56.44	43.56
3	14	2013	5	17	3471	9.09	69	38172	2020	1451	58.20	41.80
9	19	2013	5	17	3471	9.09	70	38172	1994	1477	57.45	42.55
3	1	2013	6	17	3469	9.09	71	38172	2044	1425	58.92	41.08
5	9	2013	5	18	3468	9.09	72	38172	2079	1389	59.95	40.05
8	28	2013	4	17	3467	9.08	73	38172	2057	1410	59.33	40.67
5	3	2013	6	16	3466	9.08	74	38172	1944	1522	56.09	43.91
9	4	2013	4	17	3464	9.07	75	38172	1947	1517	56.21	43.79
10	24	2013	5	17	3464	9.07	76	38172	2014	1450	58.14	41.86
2	7	2013	5	17	3463	9.07	77	38172	2036	1427	58.79	41.21
5	10	2013	6	16	3463	9.07	78	38172	1901	1562	54.89	45.11
5	31	2013	6	16	3463	9.07	79	38172	1828	1635	52.79	47.21
11	1	2013	6	16	3463	9.07	80	38172	1954	1509	56.43	43.57
7	9	2013	3	18	3460	9.06	81	38172	2038	1422	58.90	41.10
9	20	2013	6	16	3460	9.06	82	38172	1855	1605	53.61	46.39
9	12	2013	5	18	3458	9.06	83	38172	2038	1420	58.94	41.06
10	24	2013	5	18	3458	9.06	84	38172	2077	1381	60.06	39.94
7	24	2013	4	18	3457	9.06	85	38172	2033	1424	58.81	41.19
5	2	2013	5	17	3456	9.05	86	38172	1976	1480	57.18	42.82
3	27	2013	4	18	3455	9.05	87	38172	2066	1389	59.80	40.20
4	18	2013	5	17	3455	9.05	88	38172	2006	1449	58.06	41.94
6	20	2013	5	18	3455	9.05	89	38172	1994	1461	57.71	42.29
8	29	2013	5	17	3455	9.05	90	38172	2062	1393	59.68	40.32
10	9	2013	4	17	3454	9.05	91	38172	2027	1427	58.69	41.31
8	22	2013	5	18	3451	9.04	92	38172	2018	1433	58.48	41.52
9	16	2013	2	18	3451	9.04	93	38172	2148	1303	62.24	37.76
8	15	2013	5	18	3450	9.04	94	38172	2041	1409	59.16	40.84

MO	DY	YR	DAY OF WK	HR	HR VOL	PERCENT OF AADT	HOUR NUMBER	AADT	EAST VOLUME	WEST VOLUME	PERCENT EAST IS OF TOTAL VOLUME	PERCENT WEST IS OF TOTAL VOLUME
5	3	2013	6	17	3449	9.04	95	38172	1994	1455	57.81	42.19
11	8	2013	6	17	3448	9.03	96	38172	1924	1524	55.80	44.20
8	21	2013	4	18	3447	9.03	97	38172	1997	1450	57.93	42.07
10	23	2013	4	18	3446	9.03	98	38172	1966	1480	57.05	42.95
4	19	2013	6	17	3443	9.02	99	38172	1947	1496	56.55	43.45
10	31	2013	5	16	3443	9.02	100	38172	1933	1510	56.14	43.86
11	12	2013	3	17	3443	9.02	101	38172	2032	1411	59.02	40.98
5	20	2013	2	17	3441	9.01	102	38172	1994	1447	57.95	42.05
6	10	2013	2	18	3440	9.01	103	38172	2122	1318	61.69	38.31
6	11	2013	3	17	3440	9.01	104	38172	1997	1443	58.05	41.95
5	30	2013	5	18	3439	9.01	105	38172	2047	1392	59.52	40.48
9	24	2013	3	18	3439	9.01	106	38172	2069	1370	60.16	39.84
10	11	2013	6	18	3437	9.00	107	38172	2009	1428	58.45	41.55
1	11	2013	6	17	3436	9.00	108	38172	2006	1430	58.38	41.62
6	3	2013	2	18	3436	9.00	109	38172	2092	1344	60.88	39.12
11	19	2013	3	17	3435	9.00	110	38172	2067	1368	60.17	39.83
11	22	2013	6	16	3430	8.99	111	38172	1886	1544	54.99	45.01
12	20	2013	6	17	3430	8.99	112	38172	2002	1428	58.37	41.63
4	18	2013	5	18	3428	8.98	113	38172	2059	1369	60.06	39.94
4	16	2013	3	18	3427	8.98	114	38172	2070	1357	60.40	39.60
6	7	2013	6	18	3427	8.98	115	38172	2007	1420	58.56	41.44
10	25	2013	6	18	3426	8.98	116	38172	1934	1492	56.45	43.55
9	12	2013	5	17	3425	8.97	117	38172	1981	1444	57.84	42.16
11	26	2013	3	16	3424	8.97	118	38172	1867	1557	54.53	45.47
3	22	2013	6	17	3423	8.97	119	38172	1982	1441	57.90	42.10
5	3	2013	6	18	3423	8.97	120	38172	1999	1424	58.40	41.60
7	19	2013	6	18	3421	8.96	121	38172	1903	1518	55.63	44.37
11	20	2013	4	17	3421	8.96	122	38172	1981	1440	57.91	42.09
1	18	2013	6	18	3418	8.95	123	38172	2007	1411	58.72	41.28
5	7	2013	3	17	3418	8.95	124	38172	1992	1426	58.28	41.72
8	23	2013	6	17	3418	8.95	125	38172	1950	1468	57.05	42.95
3	1	2013	6	18	3416	8.95	126	38172	2040	1376	59.72	40.28
11	15	2013	6	16	3416	8.95	127	38172	1855	1561	54.30	45.70
5	10	2013	6	18	3414	8.94	128	38172	1922	1492	56.30	43.70
9	11	2013	4	18	3414	8.94	129	38172	2029	1385	59.43	40.57
10	2	2013	4	18	3414	8.94	130	38172	2059	1355	60.31	39.69
3	15	2013	6	16	3413	8.94	131	38172	1926	1487	56.43	43.57
4	25	2013	5	17	3413	8.94	132	38172	1935	1478	56.69	43.31
7	18	2013	5	18	3412	8.94	133	38172	1987	1425	58.24	41.76
9	9	2013	2	18	3411	8.94	134	38172	2065	1346	60.54	39.46
2	14	2013	5	17	3409	8.93	135	38172	1982	1427	58.14	41.86

MO	DY	YR	DAY OF WK	HR	HR VOL	PERCENT OF AADT	HOUR NUMBER	AADT	EAST VOLUME	WEST VOLUME	PERCENT EAST IS OF TOTAL VOLUME	PERCENT WEST IS OF TOTAL VOLUME
10	2	2013	4	17	3409	8.93	136	38172	2043	1366	59.93	40.07
10	10	2013	5	18	3409	8.93	137	38172	2068	1341	60.66	39.34
4	17	2013	4	18	3408	8.93	138	38172	2065	1343	60.59	39.41
8	8	2013	5	18	3408	8.93	139	38172	1975	1433	57.95	42.05
12	13	2013	6	17	3408	8.93	140	38172	1971	1437	57.83	42.17
5	16	2013	5	17	3407	8.93	141	38172	1974	1433	57.94	42.06
5	29	2013	4	17	3407	8.93	142	38172	2075	1332	60.90	39.10
3	28	2013	5	17	3406	8.92	143	38172	2013	1393	59.10	40.90
3	15	2013	6	17	3405	8.92	144	38172	1984	1421	58.27	41.73
12	19	2013	5	17	3405	8.92	145	38172	2009	1396	59.00	41.00
5	17	2013	6	18	3403	8.91	146	38172	2023	1380	59.45	40.55
5	24	2013	6	16	3403	8.91	147	38172	1887	1516	55.45	44.55
6	3	2013	2	17	3402	8.91	148	38172	2066	1336	60.73	39.27
5	7	2013	3	18	3401	8.91	149	38172	2064	1337	60.69	39.31
12	9	2013	2	17	3401	8.91	150	38172	2052	1349	60.34	39.66
3	15	2013	6	18	3400	8.91	151	38172	2028	1372	59.65	40.35
9	27	2013	6	17	3399	8.90	152	38172	1977	1422	58.16	41.84
6	10	2013	2	17	3398	8.90	153	38172	2017	1381	59.36	40.64
8	14	2013	4	18	3397	8.90	154	38172	2009	1388	59.14	40.86
10	11	2013	6	17	3396	8.90	155	38172	2000	1396	58.89	41.11
10	15	2013	3	18	3396	8.90	156	38172	2028	1368	59.72	40.28
4	11	2013	5	17	3395	8.89	157	38172	1973	1422	58.11	41.89
8	21	2013	4	17	3395	8.89	158	38172	1934	1461	56.97	43.03
9	17	2013	3	17	3395	8.89	159	38172	2043	1352	60.18	39.82
12	4	2013	4	17	3394	8.89	160	38172	2043	1351	60.19	39.81
11	5	2013	3	17	3393	8.89	161	38172	2057	1336	60.62	39.38
10	14	2013	2	17	3392	8.89	162	38172	1956	1436	57.67	42.33
2	14	2013	5	18	3390	8.88	163	38172	1999	1391	58.97	41.03
3	4	2013	2	18	3390	8.88	164	38172	2091	1299	61.68	38.32
11	21	2013	5	18	3389	8.88	165	38172	2026	1363	59.78	40.22
2	27	2013	4	17	3387	8.87	166	38172	2089	1298	61.68	38.32
11	14	2013	5	17	3387	8.87	167	38172	1975	1412	58.31	41.69
12	5	2013	5	18	3387	8.87	168	38172	2045	1342	60.38	39.62
7	24	2013	4	17	3386	8.87	169	38172	1890	1496	55.82	44.18
11	12	2013	3	18	3384	8.87	170	38172	2052	1332	60.64	39.36
3	29	2013	6	16	3383	8.86	171	38172	1832	1551	54.15	45.85
11	25	2013	2	16	3383	8.86	172	38172	1860	1523	54.98	45.02
10	23	2013	4	16	3382	8.86	173	38172	1905	1477	56.33	43.67
11	20	2013	4	16	3382	8.86	174	38172	1886	1496	55.77	44.23
12	3	2013	3	17	3382	8.86	175	38172	2014	1368	59.55	40.45
12	19	2013	5	16	3381	8.86	176	38172	1850	1531	54.72	45.28

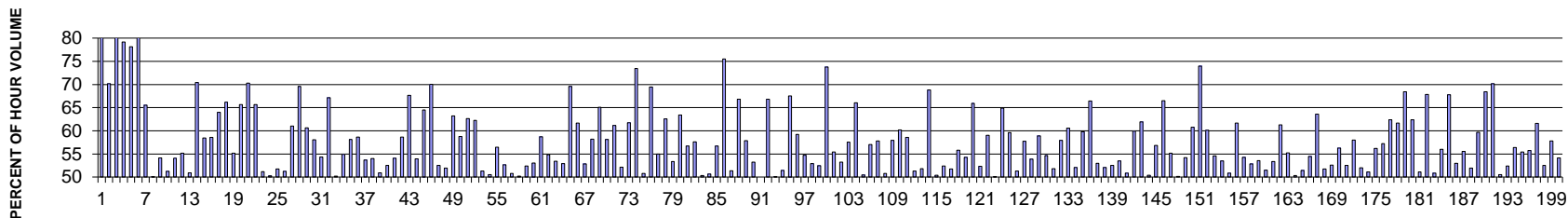
MO	DY	YR	DAY OF WK	HR	HR VOL	PERCENT OF AADT	HOUR NUMBER	AADT	EAST VOLUME	WEST VOLUME	PERCENT EAST IS OF TOTAL VOLUME	PERCENT WEST IS OF TOTAL VOLUME
2	26	2013	3	18	3380	8.85	177	38172	2132	1248	63.08	36.92
6	18	2013	3	18	3380	8.85	178	38172	2051	1329	60.68	39.32
7	17	2013	4	18	3380	8.85	179	38172	2013	1367	59.56	40.44
11	5	2013	3	18	3380	8.85	180	38172	2028	1352	60.00	40.00
4	10	2013	4	17	3379	8.85	181	38172	2058	1321	60.91	39.09
9	12	2013	5	16	3379	8.85	182	38172	1867	1512	55.25	44.75
3	1	2013	6	16	3378	8.85	183	38172	1838	1540	54.41	45.59
8	16	2013	6	17	3378	8.85	184	38172	1884	1494	55.77	44.23
7	26	2013	6	17	3377	8.85	185	38172	1879	1498	55.64	44.36
10	21	2013	2	18	3377	8.85	186	38172	2098	1279	62.13	37.87
12	16	2013	2	17	3377	8.85	187	38172	2094	1283	62.01	37.99
11	20	2013	4	18	3376	8.84	188	38172	2053	1323	60.81	39.19
4	12	2013	6	16	3375	8.84	189	38172	1879	1496	55.67	44.33
5	30	2013	5	17	3375	8.84	190	38172	1967	1408	58.28	41.72
8	30	2013	6	16	3374	8.84	191	38172	1863	1511	55.22	44.78
11	22	2013	6	18	3374	8.84	192	38172	2004	1370	59.40	40.60
2	13	2013	4	17	3373	8.84	193	38172	2024	1349	60.01	39.99
3	25	2013	2	17	3373	8.84	194	38172	2017	1356	59.80	40.20
10	22	2013	3	18	3373	8.84	195	38172	1993	1380	59.09	40.91
2	1	2013	6	16	3371	8.83	196	38172	1877	1494	55.68	44.32
6	5	2013	4	16	3371	8.83	197	38172	1841	1530	54.61	45.39
8	23	2013	6	18	3371	8.83	198	38172	1964	1407	58.26	41.74
3	13	2013	4	18	3369	8.83	199	38172	2083	1286	61.83	38.17
6	6	2013	5	16	3369	8.83	200	38172	1818	1551	53.96	46.04

**SR 014 MP 17.70 WASHOUGAL ADC SITE P07
K FOR PEAK 200 HOURS OF 2013**



AADT= 5799 K 30 FACTOR= 11.73 K 100 FACTOR= 10.66 K 200 FACTOR= 10.00 D 30 FACTOR= 58.09

**SR 014 MP 17.70 WASHOUGAL ADC SITE P07
D % IN THE PEAK 200 HOURS OF 2013**



MO	DY	YR	DAY OF WK	HR	HR VOL	PERCENT OF AADT	HOUR NUMBER	AADT	EAST VOLUME	WEST VOLUME	PERCENT EAST IS OF TOTAL VOLUME	PERCENT WEST IS OF TOTAL VOLUME
6	16	2013	1	18	925	15.95	1	5799	178	747	19.24	80.76
7	20	2013	7	17	911	15.71	2	5799	272	639	29.86	70.14
6	16	2013	1	19	838	14.45	3	5799	162	676	19.33	80.67
7	20	2013	7	19	802	13.83	4	5799	167	635	20.82	79.18
6	16	2013	1	17	782	13.49	5	5799	171	611	21.87	78.13
5	27	2013	2	19	771	13.30	6	5799	123	648	15.95	84.05
7	21	2013	1	16	748	12.90	7	5799	258	490	34.49	65.51
8	4	2013	1	14	747	12.88	8	5799	374	373	50.07	49.93
10	18	2013	6	17	741	12.78	9	5799	340	401	45.88	54.12
7	14	2013	1	14	738	12.73	10	5799	378	360	51.22	48.78
7	21	2013	1	13	727	12.54	11	5799	334	393	45.94	54.06
8	18	2013	1	14	727	12.54	12	5799	326	401	44.84	55.16

MO	DY	YR	DAY OF WK	HR	HR VOL	PERCENT OF AADT	HOUR NUMBER	AADT	EAST VOLUME	WEST VOLUME	PERCENT EAST IS OF TOTAL VOLUME	PERCENT WEST IS OF TOTAL VOLUME
8	16	2013	6	17	725	12.50	13	5799	369	356	50.90	49.10
7	20	2013	7	18	723	12.47	14	5799	214	509	29.60	70.40
7	21	2013	1	15	722	12.45	15	5799	300	422	41.55	58.45
5	5	2013	1	15	717	12.36	16	5799	297	420	41.42	58.58
8	18	2013	1	16	716	12.35	17	5799	258	458	36.03	63.97
8	4	2013	1	16	713	12.30	18	5799	241	472	33.80	66.20
9	2	2013	2	13	709	12.23	19	5799	318	391	44.85	55.15
7	6	2013	7	17	708	12.21	20	5799	243	465	34.32	65.68
8	18	2013	1	17	707	12.19	21	5799	210	497	29.70	70.30
9	2	2013	2	15	705	12.16	22	5799	242	463	34.33	65.67
7	14	2013	1	15	700	12.07	23	5799	342	358	48.86	51.14
7	21	2013	1	14	700	12.07	24	5799	348	352	49.71	50.29
8	4	2013	1	13	694	11.97	25	5799	359	335	51.73	48.27
7	19	2013	6	17	691	11.92	26	5799	354	337	51.23	48.77
8	4	2013	1	15	690	11.90	27	5799	269	421	38.99	61.01
8	4	2013	1	17	690	11.90	28	5799	210	480	30.43	69.57
10	6	2013	1	16	681	11.74	29	5799	268	413	39.35	60.65
7	14	2013	1	16	680	11.73	30	5799	285	395	41.91	58.09
8	18	2013	1	13	679	11.71	31	5799	369	310	54.34	45.66
9	2	2013	2	16	678	11.69	32	5799	223	455	32.89	67.11
8	17	2013	7	15	677	11.67	33	5799	337	340	49.78	50.22
7	14	2013	1	13	672	11.59	34	5799	369	303	54.91	45.09
9	2	2013	2	14	669	11.54	35	5799	280	389	41.85	58.15
6	15	2013	7	16	667	11.50	36	5799	276	391	41.38	58.62
6	7	2013	6	17	661	11.40	37	5799	306	355	46.29	53.71
10	19	2013	7	15	657	11.33	38	5799	302	355	45.97	54.03
3	30	2013	7	15	656	11.31	39	5799	322	334	49.09	50.91
5	31	2013	6	17	655	11.30	40	5799	311	344	47.48	52.52
7	21	2013	1	12	655	11.30	41	5799	301	354	45.95	54.05
8	17	2013	7	17	655	11.30	42	5799	271	384	41.37	58.63
10	19	2013	7	17	655	11.30	43	5799	212	443	32.37	67.63
7	19	2013	6	18	653	11.26	44	5799	301	352	46.09	53.91
3	31	2013	1	17	651	11.23	45	5799	231	420	35.48	64.52
7	21	2013	1	17	651	11.23	46	5799	195	456	29.95	70.05
7	26	2013	6	17	651	11.23	47	5799	309	342	47.47	52.53
10	4	2013	6	17	651	11.23	48	5799	313	338	48.08	51.92
6	9	2013	1	16	650	11.21	49	5799	239	411	36.77	63.23
7	7	2013	1	16	650	11.21	50	5799	268	382	41.23	58.77
7	14	2013	1	17	650	11.21	51	5799	243	407	37.38	62.62
6	16	2013	1	16	649	11.19	52	5799	245	404	37.75	62.25
8	16	2013	6	16	649	11.19	53	5799	316	333	48.69	51.31

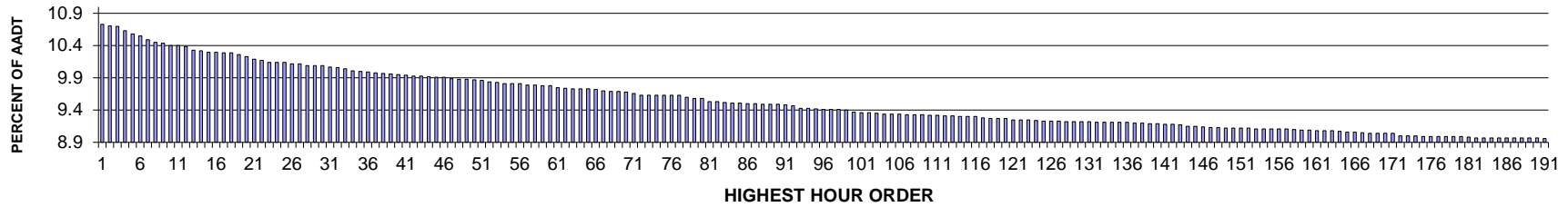
MO	DY	YR	DAY OF WK	HR	HR VOL	PERCENT OF AADT	HOUR NUMBER	AADT	EAST VOLUME	WEST VOLUME	PERCENT EAST IS OF TOTAL VOLUME	PERCENT WEST IS OF TOTAL VOLUME
9	13	2013	6	17	649	11.19	54	5799	321	328	49.46	50.54
6	9	2013	1	15	648	11.17	55	5799	282	366	43.52	56.48
7	13	2013	7	16	648	11.17	56	5799	307	341	47.38	52.62
10	18	2013	6	18	648	11.17	57	5799	329	319	50.77	49.23
4	26	2013	6	17	645	11.12	58	5799	324	321	50.23	49.77
6	15	2013	7	15	645	11.12	59	5799	307	338	47.60	52.40
10	25	2013	6	17	645	11.12	60	5799	303	342	46.98	53.02
6	22	2013	7	16	644	11.11	61	5799	266	378	41.30	58.70
8	9	2013	6	17	644	11.11	62	5799	291	353	45.19	54.81
9	1	2013	1	14	644	11.11	63	5799	344	300	53.42	46.58
6	8	2013	7	15	643	11.09	64	5799	340	303	52.88	47.12
9	2	2013	2	17	641	11.05	65	5799	195	446	30.42	69.58
3	30	2013	7	16	639	11.02	66	5799	245	394	38.34	61.66
9	1	2013	1	15	638	11.00	67	5799	301	337	47.18	52.82
3	9	2013	7	16	636	10.97	68	5799	266	370	41.82	58.18
10	20	2013	1	16	636	10.97	69	5799	222	414	34.91	65.09
8	18	2013	1	15	635	10.95	70	5799	266	369	41.89	58.11
3	30	2013	7	13	633	10.92	71	5799	387	246	61.14	38.86
9	2	2013	2	12	633	10.92	72	5799	303	330	47.87	52.13
7	7	2013	1	17	632	10.90	73	5799	242	390	38.29	61.71
8	18	2013	1	18	632	10.90	74	5799	168	464	26.58	73.42
8	23	2013	6	18	632	10.90	75	5799	321	311	50.79	49.21
10	20	2013	1	17	632	10.90	76	5799	193	439	30.54	69.46
5	4	2013	7	15	631	10.88	77	5799	284	347	45.01	54.99
5	5	2013	1	16	630	10.86	78	5799	236	394	37.46	62.54
6	1	2013	7	16	630	10.86	79	5799	294	336	46.67	53.33
8	17	2013	7	14	629	10.85	80	5799	399	230	63.43	36.57
7	6	2013	7	16	628	10.83	81	5799	272	356	43.31	56.69
8	17	2013	7	16	628	10.83	82	5799	266	362	42.36	57.64
8	23	2013	6	17	628	10.83	83	5799	312	316	49.68	50.32
6	1	2013	7	15	626	10.79	84	5799	317	309	50.64	49.36
9	20	2013	6	17	626	10.79	85	5799	271	355	43.29	56.71
5	27	2013	2	18	625	10.78	86	5799	153	472	24.48	75.52
10	18	2013	6	16	625	10.78	87	5799	304	321	48.64	51.36
5	5	2013	1	17	624	10.76	88	5799	207	417	33.17	66.83
6	8	2013	7	16	624	10.76	89	5799	263	361	42.15	57.85
6	14	2013	6	18	624	10.76	90	5799	292	332	46.79	53.21
7	6	2013	7	15	622	10.73	91	5799	311	311	50.00	50.00
3	30	2013	7	17	621	10.71	92	5799	206	415	33.17	66.83
9	27	2013	6	17	621	10.71	93	5799	311	310	50.08	49.92
8	31	2013	7	15	620	10.69	94	5799	319	301	51.45	48.55

MO	DY	YR	DAY OF WK	HR	HR VOL	PERCENT OF AADT	HOUR NUMBER	AADT	EAST VOLUME	WEST VOLUME	PERCENT EAST IS OF TOTAL VOLUME	PERCENT WEST IS OF TOTAL VOLUME
6	9	2013	1	17	619	10.67	95	5799	201	418	32.47	67.53
5	4	2013	7	16	618	10.66	96	5799	252	366	40.78	59.22
6	9	2013	1	14	618	10.66	97	5799	280	338	45.31	54.69
6	28	2013	6	17	618	10.66	98	5799	291	327	47.09	52.91
7	20	2013	7	13	618	10.66	99	5799	324	294	52.43	47.57
7	21	2013	1	18	618	10.66	100	5799	162	456	26.21	73.79
10	20	2013	1	14	617	10.64	101	5799	275	342	44.57	55.43
8	18	2013	1	12	616	10.62	102	5799	328	288	53.25	46.75
7	7	2013	1	14	615	10.61	103	5799	261	354	42.44	57.56
8	11	2013	1	17	615	10.61	104	5799	209	406	33.98	66.02
5	31	2013	6	18	614	10.59	105	5799	304	310	49.51	50.49
6	22	2013	7	13	614	10.59	106	5799	350	264	57.00	43.00
7	7	2013	1	15	614	10.59	107	5799	259	355	42.18	57.82
10	11	2013	6	17	614	10.59	108	5799	312	302	50.81	49.19
6	16	2013	1	15	613	10.57	109	5799	258	355	42.09	57.91
8	17	2013	7	13	613	10.57	110	5799	369	244	60.20	39.80
8	31	2013	7	17	613	10.57	111	5799	254	359	41.44	58.56
7	13	2013	7	15	612	10.55	112	5799	314	298	51.31	48.69
8	31	2013	7	16	612	10.55	113	5799	295	317	48.20	51.80
10	13	2013	1	17	612	10.55	114	5799	191	421	31.21	68.79
6	22	2013	7	15	611	10.54	115	5799	303	308	49.59	50.41
7	20	2013	7	12	611	10.54	116	5799	320	291	52.37	47.63
8	30	2013	6	16	611	10.54	117	5799	316	295	51.72	48.28
10	6	2013	1	15	611	10.54	118	5799	270	341	44.19	55.81
5	5	2013	1	14	610	10.52	119	5799	279	331	45.74	54.26
6	1	2013	7	17	610	10.52	120	5799	208	402	34.10	65.90
9	14	2013	7	14	610	10.52	121	5799	319	291	52.30	47.70
10	20	2013	1	15	610	10.52	122	5799	250	360	40.98	59.02
6	16	2013	1	14	609	10.50	123	5799	304	305	49.92	50.08
8	17	2013	7	12	609	10.50	124	5799	395	214	64.86	35.14
9	1	2013	1	13	609	10.50	125	5799	363	246	59.61	40.39
7	6	2013	7	14	608	10.48	126	5799	312	296	51.32	48.68
7	20	2013	7	16	608	10.48	127	5799	257	351	42.27	57.73
3	30	2013	7	14	607	10.47	128	5799	327	280	53.87	46.13
6	22	2013	7	14	606	10.45	129	5799	357	249	58.91	41.09
8	31	2013	7	14	606	10.45	130	5799	331	275	54.62	45.38
9	14	2013	7	15	606	10.45	131	5799	314	292	51.82	48.18
10	5	2013	7	16	606	10.45	132	5799	255	351	42.08	57.92
10	19	2013	7	16	606	10.45	133	5799	239	367	39.44	60.56
6	8	2013	7	14	605	10.43	134	5799	315	290	52.07	47.93
8	11	2013	1	16	605	10.43	135	5799	243	362	40.17	59.83

MO	DY	YR	DAY OF WK	HR	HR VOL	PERCENT OF AADT	HOUR NUMBER	AADT	EAST VOLUME	WEST VOLUME	PERCENT EAST IS OF TOTAL VOLUME	PERCENT WEST IS OF TOTAL VOLUME
8	19	2013	2	18	605	10.43	136	5799	203	402	33.55	66.45
10	4	2013	6	18	604	10.42	137	5799	284	320	47.02	52.98
7	28	2013	1	13	603	10.40	138	5799	289	314	47.93	52.07
6	7	2013	6	16	602	10.38	139	5799	286	316	47.51	52.49
6	16	2013	1	13	602	10.38	140	5799	280	322	46.51	53.49
10	11	2013	6	16	602	10.38	141	5799	306	296	50.83	49.17
6	2	2013	1	15	601	10.36	142	5799	241	360	40.10	59.90
9	1	2013	1	17	601	10.36	143	5799	229	372	38.10	61.90
10	6	2013	1	14	601	10.36	144	5799	303	298	50.42	49.58
3	9	2013	7	14	600	10.35	145	5799	341	259	56.83	43.17
3	30	2013	7	18	600	10.35	146	5799	201	399	33.50	66.50
5	10	2013	6	16	600	10.35	147	5799	269	331	44.83	55.17
7	20	2013	7	15	600	10.35	148	5799	299	301	49.83	50.17
10	5	2013	7	14	600	10.35	149	5799	325	275	54.17	45.83
6	2	2013	1	16	599	10.33	150	5799	235	364	39.23	60.77
8	4	2013	1	18	599	10.33	151	5799	156	443	26.04	73.96
8	19	2013	2	17	599	10.33	152	5799	239	360	39.90	60.10
9	13	2013	6	18	599	10.33	153	5799	272	327	45.41	54.59
3	31	2013	1	15	598	10.31	154	5799	278	320	46.49	53.51
8	30	2013	6	18	598	10.31	155	5799	304	294	50.84	49.16
7	28	2013	1	16	597	10.29	156	5799	229	368	38.36	61.64
10	19	2013	7	14	597	10.29	157	5799	324	273	54.27	45.73
3	31	2013	1	14	596	10.28	158	5799	315	281	52.85	47.15
7	28	2013	1	14	596	10.28	159	5799	277	319	46.48	53.52
7	19	2013	6	16	594	10.24	160	5799	306	288	51.52	48.48
8	16	2013	6	18	594	10.24	161	5799	317	277	53.37	46.63
8	31	2013	7	13	594	10.24	162	5799	364	230	61.28	38.72
9	19	2013	5	17	594	10.24	163	5799	266	328	44.78	55.22
9	20	2013	6	16	594	10.24	164	5799	299	295	50.34	49.66
5	5	2013	1	13	593	10.23	165	5799	288	305	48.57	51.43
6	1	2013	7	12	593	10.23	166	5799	323	270	54.47	45.53
6	8	2013	7	17	593	10.23	167	5799	216	377	36.42	63.58
9	13	2013	6	16	593	10.23	168	5799	286	307	48.23	51.77
9	19	2013	5	16	593	10.23	169	5799	281	312	47.39	52.61
10	4	2013	6	16	592	10.21	170	5799	259	333	43.75	56.25
7	12	2013	6	17	590	10.17	171	5799	280	310	47.46	52.54
7	27	2013	7	13	590	10.17	172	5799	342	248	57.97	42.03
8	30	2013	6	17	590	10.17	173	5799	307	283	52.03	47.97
7	26	2013	6	18	589	10.16	174	5799	301	288	51.10	48.90
10	13	2013	1	15	589	10.16	175	5799	258	331	43.80	56.20
5	31	2013	6	16	587	10.12	176	5799	251	336	42.76	57.24

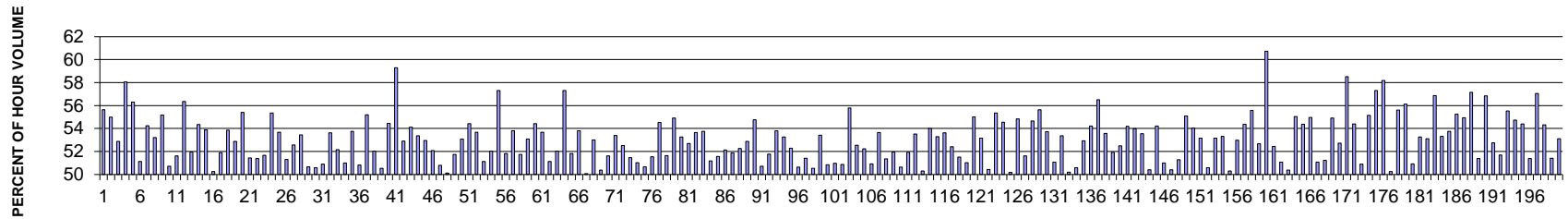
MO	DY	YR	DAY OF WK	HR	HR VOL	PERCENT OF AADT	HOUR NUMBER	AADT	EAST VOLUME	WEST VOLUME	PERCENT EAST IS OF TOTAL VOLUME	PERCENT WEST IS OF TOTAL VOLUME
6	30	2013	1	16	587	10.12	177	5799	221	366	37.65	62.35
7	28	2013	1	15	587	10.12	178	5799	225	362	38.33	61.67
9	1	2013	1	18	586	10.11	179	5799	185	401	31.57	68.43
5	4	2013	7	17	585	10.09	180	5799	220	365	37.61	62.39
8	9	2013	6	18	585	10.09	181	5799	286	299	48.89	51.11
8	17	2013	7	18	585	10.09	182	5799	188	397	32.14	67.86
6	15	2013	7	14	584	10.07	183	5799	297	287	50.86	49.14
9	8	2013	1	15	584	10.07	184	5799	257	327	44.01	55.99
10	6	2013	1	18	584	10.07	185	5799	188	396	32.19	67.81
5	4	2013	7	14	583	10.05	186	5799	309	274	53.00	47.00
7	5	2013	6	17	583	10.05	187	5799	259	324	44.43	55.57
8	11	2013	1	14	583	10.05	188	5799	280	303	48.03	51.97
8	31	2013	7	12	583	10.05	189	5799	348	235	59.69	40.31
10	5	2013	7	17	583	10.05	190	5799	184	399	31.56	68.44
10	19	2013	7	18	583	10.05	191	5799	174	409	29.85	70.15
4	27	2013	7	13	582	10.04	192	5799	288	294	49.48	50.52
5	10	2013	6	17	582	10.04	193	5799	277	305	47.59	52.41
6	22	2013	7	12	582	10.04	194	5799	328	254	56.36	43.64
4	27	2013	7	15	581	10.02	195	5799	259	322	44.58	55.42
6	14	2013	6	17	581	10.02	196	5799	257	324	44.23	55.77
6	22	2013	7	17	581	10.02	197	5799	223	358	38.38	61.62
7	27	2013	7	15	581	10.02	198	5799	305	276	52.50	47.50
10	19	2013	7	12	581	10.02	199	5799	336	245	57.83	42.17
5	4	2013	7	11	580	10.00	200	5799	314	266	54.14	45.86

**SR 082 MP 48.50 BUENA ADC SITE P08
K FOR PEAK 200 HOURS OF 2013**



AADT= 23936 K 30 FACTOR= 10.09 K 100 FACTOR= 9.37 K 200 FACTOR= 8.95 D 30 FACTOR= 50.58

**SR 082 MP 48.50 BUENA ADC SITE P08
D % IN THE PEAK 200 HOURS OF 2013**



MO	DY	YR	DAY OF WK	HR	HR VOL	PERCENT OF AADT	HOUR NUMBER	AADT	EAST VOLUME	WEST VOLUME	PERCENT EAST IS OF TOTAL VOLUME	PERCENT WEST IS OF TOTAL VOLUME
9	20	2013	6	18	2569	10.73	1	23936	1429	1140	55.62	44.38
9	20	2013	6	17	2564	10.71	2	23936	1410	1154	54.99	45.01
10	18	2013	6	17	2561	10.70	3	23936	1354	1207	52.87	47.13
11	27	2013	4	17	2544	10.63	4	23936	1477	1067	58.06	41.94
9	27	2013	6	18	2533	10.58	5	23936	1426	1107	56.30	43.70
6	21	2013	6	15	2525	10.55	6	23936	1291	1234	51.13	48.87
6	14	2013	6	18	2511	10.49	7	23936	1362	1149	54.24	45.76
9	27	2013	6	17	2502	10.45	8	23936	1331	1171	53.20	46.80
11	27	2013	4	16	2499	10.44	9	23936	1379	1120	55.18	44.82
6	28	2013	6	16	2490	10.40	10	23936	1227	1263	49.28	50.72
10	4	2013	6	17	2490	10.40	11	23936	1285	1205	51.61	48.39
10	11	2013	6	17	2486	10.39	12	23936	1401	1085	56.36	43.64

MO	DY	YR	DAY OF WK	HR	HR VOL	PERCENT OF AADT	HOUR NUMBER	AADT	EAST VOLUME	WEST VOLUME	PERCENT EAST IS OF TOTAL VOLUME	PERCENT WEST IS OF TOTAL VOLUME
8	9	2013	6	17	2472	10.33	13	23936	1284	1188	51.94	48.06
6	21	2013	6	18	2471	10.32	14	23936	1343	1128	54.35	45.65
10	25	2013	6	17	2466	10.30	15	23936	1329	1137	53.89	46.11
9	27	2013	6	16	2465	10.30	16	23936	1239	1226	50.26	49.74
6	21	2013	6	17	2462	10.29	17	23936	1278	1184	51.91	48.09
10	18	2013	6	18	2462	10.29	18	23936	1326	1136	53.86	46.14
9	20	2013	6	16	2457	10.26	19	23936	1299	1158	52.87	47.13
10	11	2013	6	16	2448	10.23	20	23936	1356	1092	55.39	44.61
10	4	2013	6	18	2440	10.19	21	23936	1255	1185	51.43	48.57
5	24	2013	6	15	2435	10.17	22	23936	1251	1184	51.38	48.62
5	10	2013	6	18	2427	10.14	23	23936	1254	1173	51.67	48.33
11	8	2013	6	16	2427	10.14	24	23936	1343	1084	55.34	44.66
11	8	2013	6	18	2426	10.14	25	23936	1302	1124	53.67	46.33
6	14	2013	6	17	2423	10.12	26	23936	1243	1180	51.30	48.70
7	26	2013	6	18	2422	10.12	27	23936	1273	1149	52.56	47.44
5	17	2013	6	17	2414	10.09	28	23936	1290	1124	53.44	46.56
8	23	2013	6	16	2414	10.09	29	23936	1223	1191	50.66	49.34
11	27	2013	4	15	2414	10.09	30	23936	1221	1193	50.58	49.42
6	7	2013	6	16	2411	10.07	31	23936	1184	1227	49.11	50.89
7	19	2013	6	17	2409	10.06	32	23936	1117	1292	46.37	53.63
5	10	2013	6	17	2402	10.04	33	23936	1253	1149	52.16	47.84
5	24	2013	6	18	2396	10.01	34	23936	1222	1174	51.00	49.00
10	25	2013	6	18	2394	10.00	35	23936	1287	1107	53.76	46.24
11	27	2013	4	14	2391	9.99	36	23936	1215	1176	50.82	49.18
5	17	2013	6	18	2390	9.98	37	23936	1319	1071	55.19	44.81
6	21	2013	6	16	2387	9.97	38	23936	1242	1145	52.03	47.97
5	24	2013	6	16	2385	9.96	39	23936	1205	1180	50.52	49.48
11	8	2013	6	17	2382	9.95	40	23936	1297	1085	54.45	45.55
10	11	2013	6	18	2380	9.94	41	23936	1411	969	59.29	40.71
6	27	2013	5	17	2378	9.93	42	23936	1258	1120	52.90	47.10
7	12	2013	6	18	2377	9.93	43	23936	1286	1091	54.10	45.90
7	12	2013	6	17	2374	9.92	44	23936	1267	1107	53.37	46.63
11	1	2013	6	18	2372	9.91	45	23936	1256	1116	52.95	47.05
5	17	2013	6	16	2371	9.91	46	23936	1235	1136	52.09	47.91
7	12	2013	6	16	2368	9.89	47	23936	1203	1165	50.80	49.20
6	28	2013	6	15	2366	9.88	48	23936	1180	1186	49.87	50.13
5	24	2013	6	17	2364	9.88	49	23936	1223	1141	51.73	48.27
6	28	2013	6	18	2362	9.87	50	23936	1254	1108	53.09	46.91
8	16	2013	6	18	2360	9.86	51	23936	1284	1076	54.41	45.59
8	23	2013	6	18	2355	9.84	52	23936	1264	1091	53.67	46.33
7	19	2013	6	16	2353	9.83	53	23936	1203	1150	51.13	48.87

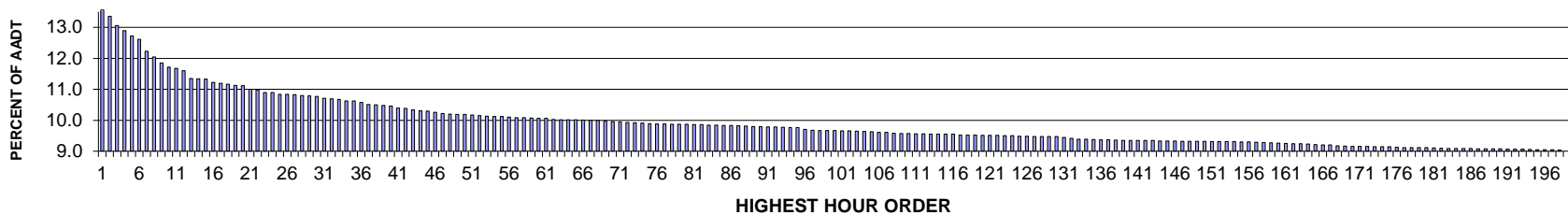
MO	DY	YR	DAY OF WK	HR	HR VOL	PERCENT OF AADT	HOUR NUMBER	AADT	EAST VOLUME	WEST VOLUME	PERCENT EAST IS OF TOTAL VOLUME	PERCENT WEST IS OF TOTAL VOLUME
5	23	2013	5	17	2349	9.81	54	23936	1222	1127	52.02	47.98
4	19	2013	6	18	2347	9.81	55	23936	1345	1002	57.31	42.69
6	20	2013	5	18	2347	9.81	56	23936	1216	1131	51.81	48.19
6	7	2013	6	18	2344	9.79	57	23936	1261	1083	53.80	46.20
7	26	2013	6	16	2343	9.79	58	23936	1173	1170	50.06	49.94
6	27	2013	5	18	2341	9.78	59	23936	1241	1100	53.01	46.99
10	25	2013	6	16	2340	9.78	60	23936	1179	1161	50.38	49.62
5	23	2013	5	18	2333	9.75	61	23936	1204	1129	51.61	48.39
4	26	2013	6	18	2332	9.74	62	23936	1245	1087	53.39	46.61
4	12	2013	6	17	2329	9.73	63	23936	1223	1106	52.51	47.49
3	29	2013	6	16	2328	9.73	64	23936	1198	1130	51.46	48.54
6	7	2013	6	17	2328	9.73	65	23936	1140	1188	48.97	51.03
6	20	2013	5	17	2327	9.72	66	23936	1179	1148	50.67	49.33
7	26	2013	6	17	2321	9.70	67	23936	1196	1125	51.53	48.47
4	26	2013	6	17	2320	9.69	68	23936	1265	1055	54.53	45.47
6	13	2013	5	18	2320	9.69	69	23936	1122	1198	48.36	51.64
7	18	2013	5	18	2318	9.68	70	23936	1273	1045	54.92	45.08
8	16	2013	6	16	2313	9.66	71	23936	1232	1081	53.26	46.74
5	3	2013	6	18	2306	9.63	72	23936	1215	1091	52.69	47.31
10	18	2013	6	16	2306	9.63	73	23936	1237	1069	53.64	46.36
3	15	2013	6	17	2305	9.63	74	23936	1239	1066	53.75	46.25
6	14	2013	6	15	2304	9.63	75	23936	1179	1125	51.17	48.83
7	25	2013	5	18	2304	9.63	76	23936	1188	1116	51.56	48.44
9	26	2013	5	17	2304	9.63	77	23936	1201	1103	52.13	47.87
5	3	2013	6	17	2298	9.60	78	23936	1192	1106	51.87	48.13
4	12	2013	6	18	2294	9.58	79	23936	1199	1095	52.27	47.73
8	20	2013	3	17	2292	9.58	80	23936	1212	1080	52.88	47.12
4	19	2013	6	17	2281	9.53	81	23936	1249	1032	54.76	45.24
8	23	2013	6	17	2281	9.53	82	23936	1157	1124	50.72	49.28
5	24	2013	6	14	2278	9.52	83	23936	1099	1179	48.24	51.76
10	3	2013	5	18	2277	9.51	84	23936	1225	1052	53.80	46.20
11	1	2013	6	17	2276	9.51	85	23936	1212	1064	53.25	46.75
3	22	2013	6	17	2274	9.50	86	23936	1189	1085	52.29	47.71
6	20	2013	5	16	2273	9.50	87	23936	1151	1122	50.64	49.36
6	13	2013	5	17	2272	9.49	88	23936	1168	1104	51.41	48.59
8	2	2013	6	16	2272	9.49	89	23936	1148	1124	50.53	49.47
8	9	2013	6	18	2271	9.49	90	23936	1213	1058	53.41	46.59
11	1	2013	6	16	2270	9.48	91	23936	1154	1116	50.84	49.16
6	28	2013	6	14	2266	9.47	92	23936	1111	1155	49.03	50.97
8	2	2013	6	17	2257	9.43	93	23936	1148	1109	50.86	49.14
10	17	2013	5	17	2257	9.43	94	23936	1259	998	55.78	44.22

MO	DY	YR	DAY OF WK	HR	HR VOL	PERCENT OF AADT	HOUR NUMBER	AADT	EAST VOLUME	WEST VOLUME	PERCENT EAST IS OF TOTAL VOLUME	PERCENT WEST IS OF TOTAL VOLUME
7	3	2013	4	17	2254	9.42	95	23936	1184	1070	52.53	47.47
7	19	2013	6	18	2253	9.41	96	23936	1177	1076	52.24	47.76
8	9	2013	6	16	2253	9.41	97	23936	1147	1106	50.91	49.09
3	29	2013	6	17	2252	9.41	98	23936	1208	1044	53.64	46.36
7	26	2013	6	14	2249	9.40	99	23936	1155	1094	51.36	48.64
7	19	2013	6	15	2242	9.37	100	23936	1077	1165	48.04	51.96
5	10	2013	6	16	2240	9.36	101	23936	1134	1106	50.63	49.38
8	16	2013	6	15	2240	9.36	102	23936	1077	1163	48.08	51.92
6	6	2013	5	18	2239	9.35	103	23936	1198	1041	53.51	46.49
6	6	2013	5	17	2236	9.34	104	23936	1125	1111	50.31	49.69
10	10	2013	5	17	2235	9.34	105	23936	1207	1028	54.00	46.00
10	24	2013	5	17	2235	9.34	106	23936	1191	1044	53.29	46.71
8	1	2013	5	18	2234	9.33	107	23936	1198	1036	53.63	46.37
7	26	2013	6	15	2233	9.33	108	23936	1170	1063	52.40	47.60
8	14	2013	4	17	2233	9.33	109	23936	1150	1083	51.50	48.50
10	4	2013	6	16	2230	9.32	110	23936	1138	1092	51.03	48.97
10	10	2013	5	18	2230	9.32	111	23936	1227	1003	55.02	44.98
8	2	2013	6	18	2229	9.31	112	23936	1185	1044	53.16	46.84
8	22	2013	5	17	2229	9.31	113	23936	1124	1105	50.43	49.57
7	11	2013	5	18	2226	9.30	114	23936	1232	994	55.35	44.65
5	17	2013	6	15	2225	9.30	115	23936	1214	1011	54.56	45.44
8	23	2013	6	15	2225	9.30	116	23936	1109	1116	49.84	50.16
3	1	2013	6	18	2221	9.28	117	23936	1218	1003	54.84	45.16
10	3	2013	5	17	2220	9.27	118	23936	1146	1074	51.62	48.38
8	22	2013	5	18	2219	9.27	119	23936	1213	1006	54.66	45.34
4	5	2013	6	18	2218	9.27	120	23936	1234	984	55.64	44.36
6	17	2013	2	18	2215	9.25	121	23936	1190	1025	53.72	46.28
4	12	2013	6	16	2213	9.25	122	23936	1130	1083	51.06	48.94
6	12	2013	4	17	2213	9.25	123	23936	1181	1032	53.37	46.63
9	27	2013	6	15	2211	9.24	124	23936	1110	1101	50.20	49.80
6	7	2013	6	15	2210	9.23	125	23936	1092	1118	49.41	50.59
6	16	2013	1	15	2210	9.23	126	23936	1040	1170	47.06	52.94
6	24	2013	2	17	2210	9.23	127	23936	1198	1012	54.21	45.79
4	5	2013	6	17	2208	9.22	128	23936	1248	960	56.52	43.48
2	15	2013	6	16	2207	9.22	129	23936	1182	1025	53.56	46.44
2	22	2013	6	18	2207	9.22	130	23936	1061	1146	48.07	51.93
9	19	2013	5	17	2206	9.22	131	23936	1158	1048	52.49	47.51
9	24	2013	3	17	2205	9.21	132	23936	1195	1010	54.20	45.80
4	19	2013	6	16	2204	9.21	133	23936	1190	1014	53.99	46.01
6	19	2013	4	18	2204	9.21	134	23936	1180	1024	53.54	46.46
7	12	2013	6	15	2204	9.21	135	23936	1111	1093	50.41	49.59

MO	DY	YR	DAY OF WK	HR	HR VOL	PERCENT OF AADT	HOUR NUMBER	AADT	EAST VOLUME	WEST VOLUME	PERCENT EAST IS OF TOTAL VOLUME	PERCENT WEST IS OF TOTAL VOLUME
11	15	2013	6	17	2204	9.21	136	23936	1195	1009	54.22	45.78
6	27	2013	5	16	2202	9.20	137	23936	1079	1123	49.00	51.00
6	28	2013	6	17	2202	9.20	138	23936	1092	1110	49.59	50.41
8	9	2013	6	15	2200	9.19	139	23936	1128	1072	51.27	48.73
9	19	2013	5	18	2200	9.19	140	23936	1212	988	55.09	44.91
6	12	2013	4	18	2197	9.18	141	23936	1187	1010	54.03	45.97
7	18	2013	5	17	2197	9.18	142	23936	1168	1029	53.16	46.84
5	3	2013	6	16	2194	9.17	143	23936	1110	1084	50.59	49.41
12	20	2013	6	17	2190	9.15	144	23936	1164	1026	53.15	46.85
3	8	2013	6	17	2189	9.15	145	23936	1167	1022	53.31	46.69
7	3	2013	4	16	2187	9.14	146	23936	1100	1087	50.30	49.70
11	22	2013	6	17	2186	9.13	147	23936	1158	1028	52.97	47.03
8	15	2013	5	18	2185	9.13	148	23936	1188	997	54.37	45.63
10	29	2013	3	17	2184	9.12	149	23936	1214	970	55.59	44.41
6	19	2013	4	17	2182	9.12	150	23936	1149	1033	52.66	47.34
11	27	2013	4	18	2182	9.12	151	23936	1325	857	60.72	39.28
12	20	2013	6	16	2182	9.12	152	23936	1144	1038	52.43	47.57
6	13	2013	5	16	2181	9.11	153	23936	1114	1067	51.08	48.92
6	19	2013	4	16	2181	9.11	154	23936	1099	1082	50.39	49.61
6	18	2013	3	17	2180	9.11	155	23936	1200	980	55.05	44.95
8	1	2013	5	17	2180	9.11	156	23936	1185	995	54.36	45.64
10	16	2013	4	17	2180	9.11	157	23936	1198	982	54.95	45.05
2	14	2013	5	17	2179	9.10	158	23936	1113	1066	51.08	48.92
2	22	2013	6	17	2176	9.09	159	23936	1061	1115	48.76	51.24
3	29	2013	6	18	2175	9.09	160	23936	1194	981	54.90	45.10
10	11	2013	6	15	2174	9.08	161	23936	1146	1028	52.71	47.29
10	15	2013	3	18	2174	9.08	162	23936	1272	902	58.51	41.49
9	25	2013	4	17	2173	9.08	163	23936	1182	991	54.39	45.61
6	21	2013	6	14	2170	9.07	164	23936	1104	1066	50.88	49.12
3	15	2013	6	18	2169	9.06	165	23936	1196	973	55.14	44.86
6	25	2013	3	18	2169	9.06	166	23936	1243	926	57.31	42.69
9	29	2013	1	15	2166	9.05	167	23936	906	1260	41.83	58.17
4	26	2013	6	16	2165	9.04	168	23936	1077	1088	49.75	50.25
7	3	2013	4	18	2165	9.04	169	23936	1204	961	55.61	44.39
10	24	2013	5	18	2165	9.04	170	23936	1215	950	56.12	43.88
8	2	2013	6	15	2164	9.04	171	23936	1062	1102	49.08	50.92
4	25	2013	5	17	2155	9.00	172	23936	1148	1007	53.27	46.73
2	8	2013	6	17	2154	9.00	173	23936	1144	1010	53.11	46.89
10	16	2013	4	18	2154	9.00	174	23936	1225	929	56.87	43.13
4	11	2013	5	17	2153	8.99	175	23936	1148	1005	53.32	46.68
3	29	2013	6	15	2152	8.99	176	23936	1157	995	53.76	46.24

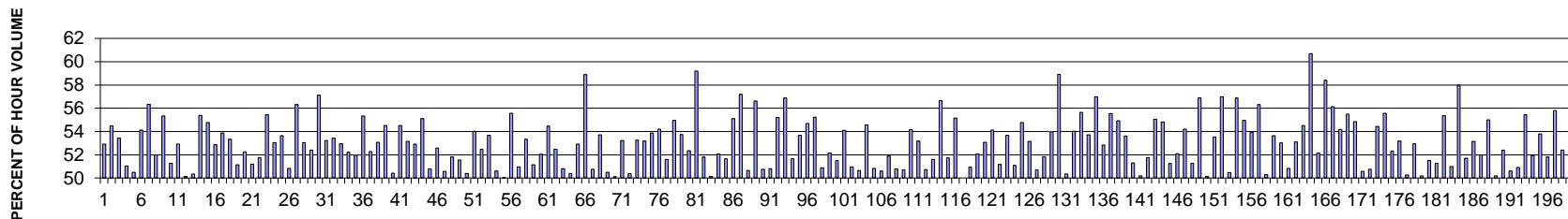
MO	DY	YR	DAY OF WK	HR	HR VOL	PERCENT OF AADT	HOUR NUMBER	AADT	EAST VOLUME	WEST VOLUME	PERCENT EAST IS OF TOTAL VOLUME	PERCENT WEST IS OF TOTAL VOLUME
10	15	2013	3	17	2152	8.99	177	23936	1189	963	55.25	44.75
10	31	2013	5	17	2152	8.99	178	23936	1182	970	54.93	45.07
7	10	2013	4	18	2151	8.99	179	23936	1229	922	57.14	42.86
9	26	2013	5	16	2151	8.99	180	23936	1105	1046	51.37	48.63
11	21	2013	5	17	2150	8.98	181	23936	1222	928	56.84	43.16
3	8	2013	6	16	2148	8.97	182	23936	1133	1015	52.75	47.25
6	23	2013	1	15	2148	8.97	183	23936	1038	1110	48.32	51.68
8	21	2013	4	18	2148	8.97	184	23936	1193	955	55.54	44.46
2	15	2013	6	18	2147	8.97	185	23936	1175	972	54.73	45.27
5	30	2013	5	18	2147	8.97	186	23936	1168	979	54.40	45.60
7	22	2013	2	17	2147	8.97	187	23936	1103	1044	51.37	48.63
11	15	2013	6	18	2147	8.97	188	23936	1225	922	57.06	42.94
5	16	2013	5	17	2146	8.97	189	23936	1166	980	54.33	45.67
9	19	2013	5	16	2146	8.97	190	23936	1043	1103	48.60	51.40
3	22	2013	6	18	2145	8.96	191	23936	1139	1006	53.10	46.90
10	17	2013	5	18	2145	8.96	192	23936	1240	905	57.81	42.19
10	22	2013	3	17	2145	8.96	193	23936	1226	919	57.16	42.84
7	11	2013	5	17	2144	8.96	194	23936	1102	1042	51.40	48.60
12	23	2013	2	17	2144	8.96	195	23936	1215	929	56.67	43.33
2	8	2013	6	18	2143	8.95	196	23936	1181	962	55.11	44.89
7	19	2013	6	13	2143	8.95	197	23936	978	1165	45.64	54.36
8	20	2013	3	18	2142	8.95	198	23936	1210	932	56.49	43.51
10	30	2013	4	17	2142	8.95	199	23936	1137	1005	53.08	46.92
11	27	2013	4	13	2142	8.95	200	23936	1049	1093	48.97	51.03

**SR 082 MP 121.20 PLYMOUTH ADC SITE P09
K FOR PEAK 200 HOURS OF 2013**



AADT= 17473 K 30 FACTOR= 10.77 K 100 FACTOR= 9.67 K 200 FACTOR= 9.00 D 30 FACTOR= 57.12

**SR 082 MP 121.20 PLYMOUTH ADC SITE P09
D % IN THE PEAK 200 HOURS OF 2013**



MO	DY	YR	DAY OF WK	HR	HR VOL	PERCENT OF AADT	HOUR NUMBER	AADT	EAST VOLUME	WEST VOLUME	PERCENT EAST IS OF TOTAL VOLUME	PERCENT WEST IS OF TOTAL VOLUME
12	1	2013	1	15	2370	13.56	1	17473	1116	1254	47.09	52.91
12	1	2013	1	14	2335	13.36	2	17473	1063	1272	45.52	54.48
7	7	2013	1	14	2282	13.06	3	17473	1219	1063	53.42	46.58
7	7	2013	1	15	2253	12.89	4	17473	1150	1103	51.04	48.96
12	1	2013	1	13	2222	12.72	5	17473	1100	1122	49.50	50.50
7	7	2013	1	16	2204	12.61	6	17473	1011	1193	45.87	54.13
7	28	2013	1	15	2137	12.23	7	17473	1204	933	56.34	43.66
11	27	2013	4	14	2104	12.04	8	17473	1094	1010	52.00	48.00
12	1	2013	1	16	2071	11.85	9	17473	925	1146	44.66	55.34
11	27	2013	4	15	2048	11.72	10	17473	1050	998	51.27	48.73
7	28	2013	1	16	2041	11.68	11	17473	1080	961	52.92	47.08
7	7	2013	1	13	2027	11.60	12	17473	1011	1016	49.88	50.12

MO	DY	YR	DAY OF WK	HR	HR VOL	PERCENT OF AADT	HOUR NUMBER	AADT	EAST VOLUME	WEST VOLUME	PERCENT EAST IS OF TOTAL VOLUME	PERCENT WEST IS OF TOTAL VOLUME
11	27	2013	4	16	1984	11.35	13	17473	985	999	49.65	50.35
7	7	2013	1	17	1982	11.34	14	17473	884	1098	44.60	55.40
7	28	2013	1	14	1979	11.33	15	17473	1084	895	54.78	45.22
7	28	2013	1	13	1960	11.22	16	17473	1036	924	52.86	47.14
7	26	2013	6	16	1955	11.19	17	17473	902	1053	46.14	53.86
7	26	2013	6	15	1952	11.17	18	17473	911	1041	46.67	53.33
7	26	2013	6	14	1944	11.13	19	17473	950	994	48.87	51.13
7	26	2013	6	17	1943	11.12	20	17473	928	1015	47.76	52.24
5	27	2013	2	15	1922	11.00	21	17473	938	984	48.80	51.20
11	30	2013	7	14	1919	10.98	22	17473	926	993	48.25	51.75
7	21	2013	1	15	1903	10.89	23	17473	848	1055	44.56	55.44
7	21	2013	1	13	1902	10.89	24	17473	893	1009	46.95	53.05
11	27	2013	4	17	1894	10.84	25	17473	878	1016	46.36	53.64
11	30	2013	7	15	1894	10.84	26	17473	931	963	49.16	50.84
6	14	2013	6	18	1893	10.83	27	17473	827	1066	43.69	56.31
6	14	2013	6	17	1887	10.80	28	17473	886	1001	46.95	53.05
7	19	2013	6	16	1885	10.79	29	17473	897	988	47.59	52.41
12	1	2013	1	17	1882	10.77	30	17473	807	1075	42.88	57.12
11	27	2013	4	13	1871	10.71	31	17473	996	875	53.23	46.77
7	21	2013	1	16	1868	10.69	32	17473	870	998	46.57	53.43
11	30	2013	7	13	1864	10.67	33	17473	877	987	47.05	52.95
5	27	2013	2	14	1856	10.62	34	17473	887	969	47.79	52.21
7	12	2013	6	16	1855	10.62	35	17473	891	964	48.03	51.97
3	29	2013	6	17	1849	10.58	36	17473	1023	826	55.33	44.67
7	21	2013	1	14	1837	10.51	37	17473	877	960	47.74	52.26
7	14	2013	1	15	1835	10.50	38	17473	861	974	46.92	53.08
6	23	2013	1	15	1831	10.48	39	17473	833	998	45.49	54.51
7	26	2013	6	18	1827	10.46	40	17473	921	906	50.41	49.59
5	27	2013	2	16	1816	10.39	41	17473	826	990	45.48	54.52
7	26	2013	6	13	1814	10.38	42	17473	850	964	46.86	53.14
5	24	2013	6	17	1805	10.33	43	17473	850	955	47.09	52.91
6	28	2013	6	17	1802	10.31	44	17473	809	993	44.89	55.11
6	14	2013	6	16	1800	10.30	45	17473	914	886	50.78	49.22
7	14	2013	1	14	1792	10.26	46	17473	850	942	47.43	52.57
12	1	2013	1	12	1786	10.22	47	17473	903	883	50.56	49.44
7	7	2013	1	12	1782	10.20	48	17473	923	859	51.80	48.20
7	28	2013	1	17	1781	10.19	49	17473	863	918	48.46	51.54
7	12	2013	6	15	1780	10.19	50	17473	883	897	49.61	50.39
6	28	2013	6	16	1777	10.17	51	17473	817	960	45.98	54.02
7	3	2013	4	16	1774	10.15	52	17473	843	931	47.52	52.48
7	28	2013	1	12	1770	10.13	53	17473	950	820	53.67	46.33

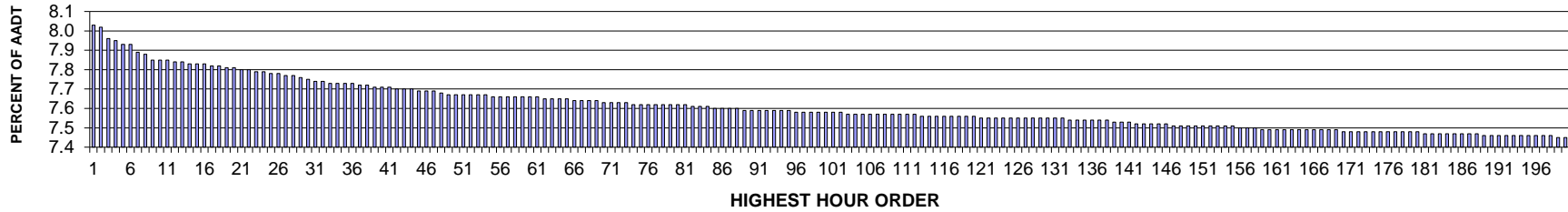
MO	DY	YR	DAY OF WK	HR	HR VOL	PERCENT OF AADT	HOUR NUMBER	AADT	EAST VOLUME	WEST VOLUME	PERCENT EAST IS OF TOTAL VOLUME	PERCENT WEST IS OF TOTAL VOLUME
5	24	2013	6	16	1769	10.12	54	17473	874	895	49.41	50.59
7	19	2013	6	14	1769	10.12	55	17473	884	885	49.97	50.03
7	25	2013	5	17	1765	10.10	56	17473	784	981	44.42	55.58
7	19	2013	6	17	1762	10.08	57	17473	898	864	50.96	49.04
6	21	2013	6	16	1761	10.08	58	17473	822	939	46.68	53.32
7	12	2013	6	14	1760	10.07	59	17473	900	860	51.14	48.86
5	24	2013	6	15	1758	10.06	60	17473	915	843	52.05	47.95
7	3	2013	4	17	1757	10.06	61	17473	800	957	45.53	54.47
7	14	2013	1	16	1753	10.03	62	17473	833	920	47.52	52.48
6	28	2013	6	14	1750	10.02	63	17473	889	861	50.80	49.20
6	28	2013	6	15	1750	10.02	64	17473	868	882	49.60	50.40
10	11	2013	6	18	1750	10.02	65	17473	824	926	47.09	52.91
4	5	2013	6	17	1749	10.01	66	17473	719	1030	41.11	58.89
7	12	2013	6	18	1748	10.00	67	17473	861	887	49.26	50.74
7	25	2013	5	15	1748	10.00	68	17473	809	939	46.28	53.72
6	14	2013	6	15	1743	9.98	69	17473	880	863	50.49	49.51
11	30	2013	7	16	1740	9.96	70	17473	868	872	49.89	50.11
5	24	2013	6	18	1738	9.95	71	17473	813	925	46.78	53.22
7	19	2013	6	15	1735	9.93	72	17473	874	861	50.37	49.63
7	19	2013	6	13	1733	9.92	73	17473	923	810	53.26	46.74
12	21	2013	7	13	1732	9.91	74	17473	811	921	46.82	53.18
7	18	2013	5	18	1728	9.89	75	17473	797	931	46.12	53.88
7	14	2013	1	13	1727	9.88	76	17473	791	936	45.80	54.20
7	26	2013	6	12	1727	9.88	77	17473	836	891	48.41	51.59
5	3	2013	6	17	1725	9.87	78	17473	777	948	45.04	54.96
6	21	2013	6	14	1725	9.87	79	17473	927	798	53.74	46.26
7	12	2013	6	17	1725	9.87	80	17473	822	903	47.65	52.35
7	25	2013	5	18	1723	9.86	81	17473	703	1020	40.80	59.20
10	4	2013	6	17	1722	9.86	82	17473	830	892	48.20	51.80
10	11	2013	6	16	1720	9.84	83	17473	858	862	49.88	50.12
6	21	2013	6	17	1719	9.84	84	17473	824	895	47.93	52.07
6	28	2013	6	13	1717	9.83	85	17473	830	887	48.34	51.66
10	11	2013	6	17	1717	9.83	86	17473	771	946	44.90	55.10
7	11	2013	5	17	1715	9.82	87	17473	734	981	42.80	57.20
7	28	2013	1	18	1714	9.81	88	17473	846	868	49.36	50.64
7	21	2013	1	17	1711	9.79	89	17473	742	969	43.37	56.63
6	30	2013	1	15	1710	9.79	90	17473	842	868	49.24	50.76
10	18	2013	6	17	1709	9.78	91	17473	841	868	49.21	50.79
6	23	2013	1	16	1708	9.78	92	17473	765	943	44.79	55.21
7	24	2013	4	18	1707	9.77	93	17473	736	971	43.12	56.88
7	27	2013	7	14	1706	9.76	94	17473	825	881	48.36	51.64

MO	DY	YR	DAY OF WK	HR	HR VOL	PERCENT OF AADT	HOUR NUMBER	AADT	EAST VOLUME	WEST VOLUME	PERCENT EAST IS OF TOTAL VOLUME	PERCENT WEST IS OF TOTAL VOLUME
10	13	2013	1	15	1705	9.76	95	17473	915	790	53.67	46.33
7	14	2013	1	17	1697	9.71	96	17473	769	928	45.32	54.68
7	25	2013	5	16	1691	9.68	97	17473	757	934	44.77	55.23
10	11	2013	6	15	1690	9.67	98	17473	860	830	50.89	49.11
11	27	2013	4	18	1690	9.67	99	17473	809	881	47.87	52.13
5	24	2013	6	14	1689	9.67	100	17473	870	819	51.51	48.49
3	29	2013	6	16	1688	9.66	101	17473	913	775	54.09	45.91
5	17	2013	6	17	1688	9.66	102	17473	828	860	49.05	50.95
12	21	2013	7	16	1686	9.65	103	17473	832	854	49.35	50.65
6	23	2013	1	14	1684	9.64	104	17473	765	919	45.43	54.57
6	16	2013	1	14	1682	9.63	105	17473	827	855	49.17	50.83
7	3	2013	4	14	1680	9.61	106	17473	850	830	50.60	49.40
7	27	2013	7	13	1679	9.61	107	17473	808	871	48.12	51.88
7	6	2013	7	15	1674	9.58	108	17473	850	824	50.78	49.22
6	16	2013	1	15	1673	9.57	109	17473	825	848	49.31	50.69
6	30	2013	1	16	1673	9.57	110	17473	767	906	45.85	54.15
5	10	2013	6	17	1670	9.56	111	17473	782	888	46.83	53.17
7	29	2013	2	15	1670	9.56	112	17473	823	847	49.28	50.72
7	29	2013	2	16	1669	9.55	113	17473	808	861	48.41	51.59
6	21	2013	6	18	1668	9.55	114	17473	723	945	43.35	56.65
7	19	2013	6	18	1668	9.55	115	17473	805	863	48.26	51.74
7	31	2013	4	17	1668	9.55	116	17473	748	920	44.84	55.16
6	14	2013	6	14	1664	9.52	117	17473	832	832	50.00	50.00
6	7	2013	6	16	1663	9.52	118	17473	847	816	50.93	49.07
10	11	2013	6	14	1663	9.52	119	17473	866	797	52.07	47.93
7	25	2013	5	14	1662	9.51	120	17473	780	882	46.93	53.07
3	22	2013	6	17	1661	9.51	121	17473	762	899	45.88	54.12
7	12	2013	6	13	1661	9.51	122	17473	850	811	51.17	48.83
6	20	2013	5	16	1660	9.50	123	17473	769	891	46.33	53.67
10	18	2013	6	18	1660	9.50	124	17473	812	848	48.92	51.08
4	5	2013	6	16	1656	9.48	125	17473	749	907	45.23	54.77
6	30	2013	1	14	1656	9.48	126	17473	776	880	46.86	53.14
6	21	2013	6	15	1655	9.47	127	17473	839	816	50.69	49.31
7	3	2013	4	15	1655	9.47	128	17473	858	797	51.84	48.16
7	5	2013	6	15	1655	9.47	129	17473	893	762	53.96	46.04
7	31	2013	4	18	1655	9.47	130	17473	680	975	41.09	58.91
12	21	2013	7	15	1651	9.45	131	17473	820	831	49.67	50.33
6	7	2013	6	15	1646	9.42	132	17473	889	757	54.01	45.99
7	15	2013	2	18	1641	9.39	133	17473	728	913	44.36	55.64
6	30	2013	1	13	1640	9.39	134	17473	759	881	46.28	53.72
4	5	2013	6	18	1639	9.38	135	17473	705	934	43.01	56.99

MO	DY	YR	DAY OF WK	HR	HR VOL	PERCENT OF AADT	HOUR NUMBER	AADT	EAST VOLUME	WEST VOLUME	PERCENT EAST IS OF TOTAL VOLUME	PERCENT WEST IS OF TOTAL VOLUME
5	24	2013	6	12	1637	9.37	136	17473	865	772	52.84	47.16
12	21	2013	7	12	1637	9.37	137	17473	728	909	44.47	55.53
10	13	2013	1	16	1635	9.36	138	17473	898	737	54.92	45.08
5	17	2013	6	18	1634	9.35	139	17473	758	876	46.39	53.61
7	19	2013	6	12	1634	9.35	140	17473	838	796	51.29	48.71
7	29	2013	2	13	1634	9.35	141	17473	814	820	49.82	50.18
7	6	2013	7	16	1633	9.35	142	17473	788	845	48.25	51.75
12	21	2013	7	14	1633	9.35	143	17473	734	899	44.95	55.05
7	29	2013	2	17	1631	9.33	144	17473	737	894	45.19	54.81
7	13	2013	7	13	1630	9.33	145	17473	835	795	51.23	48.77
10	13	2013	1	14	1630	9.33	146	17473	849	781	52.09	47.91
7	18	2013	5	16	1629	9.32	147	17473	746	883	45.79	54.21
10	18	2013	6	16	1629	9.32	148	17473	794	835	48.74	51.26
4	7	2013	1	16	1628	9.32	149	17473	702	926	43.12	56.88
5	24	2013	6	13	1628	9.32	150	17473	812	816	49.88	50.12
3	29	2013	6	15	1627	9.31	151	17473	871	756	53.53	46.47
6	13	2013	5	17	1627	9.31	152	17473	700	927	43.02	56.98
7	20	2013	7	14	1627	9.31	153	17473	821	806	50.46	49.54
5	31	2013	6	17	1626	9.31	154	17473	701	925	43.11	56.89
6	20	2013	5	17	1625	9.30	155	17473	732	893	45.05	54.95
10	25	2013	6	17	1625	9.30	156	17473	749	876	46.09	53.91
5	27	2013	2	17	1623	9.29	157	17473	709	914	43.68	56.32
6	29	2013	7	13	1621	9.28	158	17473	806	815	49.72	50.28
10	20	2013	1	15	1620	9.27	159	17473	869	751	53.64	46.36
3	29	2013	6	14	1618	9.26	160	17473	858	760	53.03	46.97
7	7	2013	1	18	1617	9.25	161	17473	822	795	50.83	49.17
5	10	2013	6	18	1614	9.24	162	17473	757	857	46.90	53.10
5	31	2013	6	18	1614	9.24	163	17473	734	880	45.48	54.52
6	27	2013	5	17	1613	9.23	164	17473	634	979	39.31	60.69
3	29	2013	6	18	1609	9.21	165	17473	839	770	52.14	47.86
7	22	2013	2	16	1608	9.20	166	17473	669	939	41.60	58.40
7	29	2013	2	18	1607	9.20	167	17473	705	902	43.87	56.13
5	27	2013	2	13	1604	9.18	168	17473	735	869	45.82	54.18
6	16	2013	1	17	1602	9.17	169	17473	713	889	44.51	55.49
5	3	2013	6	16	1601	9.16	170	17473	723	878	45.16	54.84
11	1	2013	6	17	1600	9.16	171	17473	791	809	49.44	50.56
11	8	2013	6	16	1600	9.16	172	17473	812	788	50.75	49.25
4	26	2013	6	17	1598	9.15	173	17473	728	870	45.56	54.44
7	22	2013	2	18	1598	9.15	174	17473	710	888	44.43	55.57
7	31	2013	4	16	1598	9.15	175	17473	762	836	47.68	52.32
10	25	2013	6	18	1595	9.13	176	17473	747	848	46.83	53.17

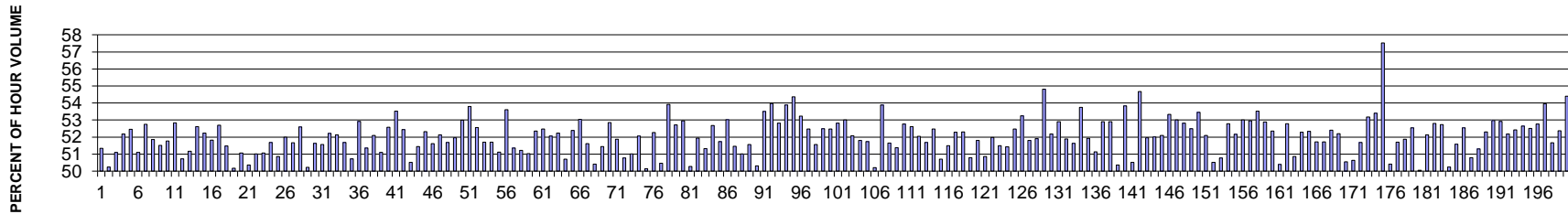
MO	DY	YR	DAY OF WK	HR	HR VOL	PERCENT OF AADT	HOUR NUMBER	AADT	EAST VOLUME	WEST VOLUME	PERCENT EAST IS OF TOTAL VOLUME	PERCENT WEST IS OF TOTAL VOLUME
6	30	2013	1	12	1594	9.12	177	17473	793	801	49.75	50.25
7	20	2013	7	13	1594	9.12	178	17473	750	844	47.05	52.95
7	20	2013	7	15	1594	9.12	179	17473	794	800	49.81	50.19
11	30	2013	7	12	1594	9.12	180	17473	773	821	48.49	51.51
7	30	2013	3	16	1592	9.11	181	17473	816	776	51.26	48.74
6	23	2013	1	13	1590	9.10	182	17473	710	880	44.65	55.35
4	14	2013	1	15	1589	9.09	183	17473	810	779	50.98	49.02
7	22	2013	2	17	1588	9.09	184	17473	667	921	42.00	58.00
10	27	2013	1	16	1588	9.09	185	17473	821	767	51.70	48.30
11	1	2013	6	18	1588	9.09	186	17473	744	844	46.85	53.15
3	22	2013	6	18	1587	9.08	187	17473	762	825	48.02	51.98
7	11	2013	5	16	1587	9.08	188	17473	714	873	44.99	55.01
7	5	2013	6	14	1586	9.08	189	17473	796	790	50.19	49.81
7	29	2013	2	14	1586	9.08	190	17473	831	755	52.40	47.60
6	9	2013	1	15	1585	9.07	191	17473	783	802	49.40	50.60
11	8	2013	6	17	1585	9.07	192	17473	778	807	49.09	50.91
7	24	2013	4	16	1584	9.07	193	17473	706	878	44.57	55.43
7	13	2013	7	14	1583	9.06	194	17473	822	761	51.93	48.07
5	31	2013	6	15	1582	9.05	195	17473	731	851	46.21	53.79
7	21	2013	1	12	1581	9.05	196	17473	762	819	48.20	51.80
7	23	2013	3	18	1581	9.05	197	17473	699	882	44.21	55.79
6	7	2013	6	17	1580	9.04	198	17473	752	828	47.59	52.41
4	26	2013	6	16	1572	9.00	199	17473	778	794	49.49	50.51
7	16	2013	3	18	1572	9.00	200	17473	702	870	44.66	55.34

**SR 005 MP 184.48 EVERETT ADC SITE P1
K FOR PEAK 200 HOURS OF 2013**



AADT= 181460 K 30 FACTOR= 7.75 K 100 FACTOR= 7.58 K 200 FACTOR= 7.45 D 30 FACTOR= 51.63

**SR 005 MP 184.48 EVERETT ADC SITE P1
D % IN THE PEAK 200 HOURS OF 2013**



MO	DY	YR	DAY OF WK	HR	HR VOL	PERCENT OF AADT	HOUR NUMBER	AADT	NORTH VOLUME	SOUTH VOLUME	PERCENT NORTH IS OF TOTAL VOLUME	PERCENT SOUTH IS OF TOTAL VOLUME
10	11	2013	6	16	14565	8.03	1	181460	7477	7088	51.34	48.66
3	29	2013	6	16	14552	8.02	2	181460	7239	7313	49.75	50.25
10	25	2013	6	17	14452	7.96	3	181460	7385	7067	51.10	48.90
3	15	2013	6	16	14435	7.95	4	181460	7534	6901	52.19	47.81
5	17	2013	6	15	14391	7.93	5	181460	7550	6841	52.46	47.54
8	1	2013	5	17	14381	7.93	6	181460	7348	7033	51.10	48.90
2	22	2013	6	16	14311	7.89	7	181460	7549	6762	52.75	47.25
6	14	2013	6	16	14290	7.88	8	181460	7411	6879	51.86	48.14
9	27	2013	6	16	14252	7.85	9	181460	7343	6909	51.52	48.48
7	12	2013	6	16	14251	7.85	10	181460	7378	6873	51.77	48.23
7	12	2013	6	15	14244	7.85	11	181460	7527	6717	52.84	47.16
4	26	2013	6	16	14228	7.84	12	181460	7216	7012	50.72	49.28

MO	DY	YR	DAY OF WK	HR	HR VOL	PERCENT OF AADT	HOUR NUMBER	AADT	NORTH VOLUME	SOUTH VOLUME	PERCENT NORTH IS OF TOTAL VOLUME	PERCENT SOUTH IS OF TOTAL VOLUME
8	1	2013	5	16	14223	7.84	13	181460	7278	6945	51.17	48.83
3	15	2013	6	17	14212	7.83	14	181460	7477	6735	52.61	47.39
4	26	2013	6	15	14208	7.83	15	181460	7421	6787	52.23	47.77
10	25	2013	6	16	14204	7.83	16	181460	7362	6842	51.83	48.17
6	14	2013	6	15	14194	7.82	17	181460	7480	6714	52.70	47.30
5	17	2013	6	16	14193	7.82	18	181460	7307	6886	51.48	48.52
4	26	2013	6	17	14176	7.81	19	181460	7113	7063	50.18	49.82
8	18	2013	1	14	14163	7.81	20	181460	6930	7233	48.93	51.07
3	29	2013	6	17	14156	7.80	21	181460	7131	7025	50.37	49.63
5	17	2013	6	17	14148	7.80	22	181460	7217	6931	51.01	48.99
10	4	2013	6	16	14129	7.79	23	181460	7214	6915	51.06	48.94
10	11	2013	6	17	14129	7.79	24	181460	7303	6826	51.69	48.31
7	11	2013	5	17	14120	7.78	25	181460	7181	6939	50.86	49.14
2	14	2013	5	17	14115	7.78	26	181460	7339	6776	51.99	48.01
8	6	2013	3	16	14108	7.77	27	181460	7290	6818	51.67	48.33
11	11	2013	2	17	14095	7.77	28	181460	7412	6683	52.59	47.41
9	27	2013	6	17	14088	7.76	29	181460	7076	7012	50.23	49.77
11	8	2013	6	17	14068	7.75	30	181460	7263	6805	51.63	48.37
10	11	2013	6	15	14045	7.74	31	181460	7241	6804	51.56	48.44
3	8	2013	6	16	14040	7.74	32	181460	7330	6710	52.21	47.79
6	7	2013	6	17	14032	7.73	33	181460	7315	6717	52.13	47.87
3	1	2013	6	16	14029	7.73	34	181460	7250	6779	51.68	48.32
6	6	2013	5	17	14028	7.73	35	181460	7117	6911	50.73	49.27
6	21	2013	6	16	14028	7.73	36	181460	7425	6603	52.93	47.07
8	14	2013	4	17	14010	7.72	37	181460	7196	6814	51.36	48.64
8	27	2013	3	17	14001	7.72	38	181460	7294	6707	52.10	47.90
6	12	2013	4	18	13996	7.71	39	181460	7153	6843	51.11	48.89
6	21	2013	6	15	13990	7.71	40	181460	7355	6635	52.57	47.43
6	21	2013	6	17	13984	7.71	41	181460	7484	6500	53.52	46.48
7	18	2013	5	16	13978	7.70	42	181460	7330	6648	52.44	47.56
7	12	2013	6	17	13968	7.70	43	181460	7056	6912	50.52	49.48
6	14	2013	6	17	13965	7.70	44	181460	7184	6781	51.44	48.56
4	11	2013	5	17	13962	7.69	45	181460	7305	6657	52.32	47.68
2	18	2013	2	16	13961	7.69	46	181460	7207	6754	51.62	48.38
8	28	2013	4	17	13948	7.69	47	181460	7273	6675	52.14	47.86
3	28	2013	5	17	13929	7.68	48	181460	7199	6730	51.68	48.32
7	16	2013	3	17	13927	7.67	49	181460	7236	6691	51.96	48.04
10	25	2013	6	15	13927	7.67	50	181460	7380	6547	52.99	47.01
1	4	2013	6	16	13922	7.67	51	181460	7489	6433	53.79	46.21
3	8	2013	6	17	13914	7.67	52	181460	7313	6601	52.56	47.44
6	27	2013	5	17	13913	7.67	53	181460	7194	6719	51.71	48.29

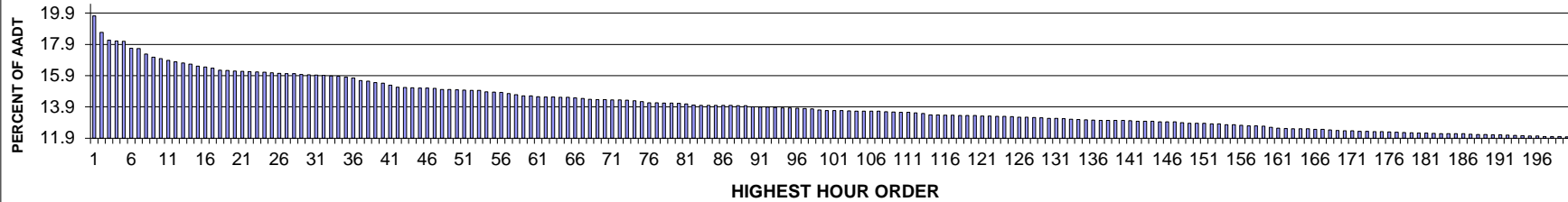
MO	DY	YR	DAY OF WK	HR	HR VOL	PERCENT OF AADT	HOUR NUMBER	AADT	NORTH VOLUME	SOUTH VOLUME	PERCENT NORTH IS OF TOTAL VOLUME	PERCENT SOUTH IS OF TOTAL VOLUME
6	13	2013	5	17	13911	7.67	54	181460	7192	6719	51.70	48.30
7	29	2013	2	17	13907	7.66	55	181460	7109	6798	51.12	48.88
4	3	2013	4	17	13905	7.66	56	181460	7455	6450	53.61	46.39
7	30	2013	3	17	13899	7.66	57	181460	7139	6760	51.36	48.64
3	28	2013	5	16	13896	7.66	58	181460	7118	6778	51.22	48.78
7	26	2013	6	15	13894	7.66	59	181460	7092	6802	51.04	48.96
4	11	2013	5	16	13893	7.66	60	181460	7274	6619	52.36	47.64
5	31	2013	6	16	13891	7.66	61	181460	7290	6601	52.48	47.52
9	27	2013	6	15	13890	7.65	62	181460	7231	6659	52.06	47.94
7	17	2013	4	17	13880	7.65	63	181460	7249	6631	52.23	47.77
8	17	2013	7	15	13877	7.65	64	181460	6840	7037	49.29	50.71
3	22	2013	6	16	13876	7.65	65	181460	7270	6606	52.39	47.61
8	28	2013	4	16	13868	7.64	66	181460	7357	6511	53.05	46.95
9	20	2013	6	16	13865	7.64	67	181460	7156	6709	51.61	48.39
8	23	2013	6	16	13857	7.64	68	181460	6871	6986	49.59	50.41
8	26	2013	2	17	13856	7.64	69	181460	7129	6727	51.45	48.55
7	11	2013	5	18	13853	7.63	70	181460	7321	6532	52.85	47.15
8	15	2013	5	15	13848	7.63	71	181460	7183	6665	51.87	48.13
10	4	2013	6	17	13847	7.63	72	181460	7030	6817	50.77	49.23
6	28	2013	6	17	13838	7.63	73	181460	7059	6779	51.01	48.99
11	1	2013	6	17	13836	7.62	74	181460	7204	6632	52.07	47.93
8	18	2013	1	13	13831	7.62	75	181460	6896	6935	49.86	50.14
11	1	2013	6	16	13829	7.62	76	181460	7229	6600	52.27	47.73
2	8	2013	6	16	13823	7.62	77	181460	6977	6846	50.47	49.53
6	7	2013	6	15	13823	7.62	78	181460	7452	6371	53.91	46.09
3	15	2013	6	15	13822	7.62	79	181460	7287	6535	52.72	47.28
4	17	2013	4	17	13819	7.62	80	181460	7319	6500	52.96	47.04
6	28	2013	6	16	13819	7.62	81	181460	6948	6871	50.28	49.72
8	1	2013	5	18	13806	7.61	82	181460	7171	6635	51.94	48.06
9	20	2013	6	17	13806	7.61	83	181460	7087	6719	51.33	48.67
4	26	2013	6	18	13803	7.61	84	181460	7273	6530	52.69	47.31
7	11	2013	5	16	13800	7.60	85	181460	7139	6661	51.73	48.27
4	2	2013	3	17	13799	7.60	86	181460	7318	6481	53.03	46.97
7	10	2013	4	17	13794	7.60	87	181460	7099	6695	51.46	48.54
8	17	2013	7	14	13791	7.60	88	181460	6755	7036	48.98	51.02
11	26	2013	3	16	13780	7.59	89	181460	7105	6675	51.56	48.44
8	17	2013	7	13	13779	7.59	90	181460	6845	6934	49.68	50.32
8	14	2013	4	16	13776	7.59	91	181460	7371	6405	53.51	46.49
6	24	2013	2	17	13775	7.59	92	181460	7435	6340	53.97	46.03
3	22	2013	6	17	13774	7.59	93	181460	7275	6499	52.82	47.18
6	26	2013	4	17	13772	7.59	94	181460	7420	6352	53.88	46.12

MO	DY	YR	DAY OF WK	HR	HR VOL	PERCENT OF AADT	HOUR NUMBER	AADT	NORTH VOLUME	SOUTH VOLUME	PERCENT NORTH IS OF TOTAL VOLUME	PERCENT SOUTH IS OF TOTAL VOLUME
4	2	2013	3	16	13769	7.59	95	181460	7485	6284	54.36	45.64
3	26	2013	3	17	13763	7.58	96	181460	7326	6437	53.23	46.77
7	31	2013	4	16	13763	7.58	97	181460	7221	6542	52.47	47.53
7	9	2013	3	17	13759	7.58	98	181460	7094	6665	51.56	48.44
3	15	2013	6	18	13756	7.58	99	181460	7222	6534	52.50	47.50
6	27	2013	5	16	13750	7.58	100	181460	7214	6536	52.47	47.53
7	31	2013	4	17	13750	7.58	101	181460	7263	6487	52.82	47.18
2	14	2013	5	16	13749	7.58	102	181460	7289	6460	53.01	46.99
8	12	2013	2	17	13743	7.57	103	181460	7158	6585	52.08	47.92
8	20	2013	3	17	13742	7.57	104	181460	7118	6624	51.80	48.20
9	25	2013	4	17	13742	7.57	105	181460	7110	6632	51.74	48.26
8	29	2013	5	17	13741	7.57	106	181460	6899	6842	50.21	49.79
8	23	2013	6	14	13740	7.57	107	181460	7405	6335	53.89	46.11
5	16	2013	5	17	13737	7.57	108	181460	7095	6642	51.65	48.35
8	23	2013	6	15	13736	7.57	109	181460	7058	6678	51.38	48.62
9	6	2013	6	16	13736	7.57	110	181460	7249	6487	52.77	47.23
2	1	2013	6	16	13735	7.57	111	181460	7228	6507	52.62	47.38
3	27	2013	4	16	13734	7.57	112	181460	7148	6586	52.05	47.95
5	23	2013	5	16	13725	7.56	113	181460	7095	6630	51.69	48.31
8	30	2013	6	15	13725	7.56	114	181460	7203	6522	52.48	47.52
7	26	2013	6	16	13723	7.56	115	181460	6957	6766	50.70	49.30
3	8	2013	6	15	13721	7.56	116	181460	7066	6655	51.50	48.50
4	8	2013	2	17	13721	7.56	117	181460	7173	6548	52.28	47.72
8	13	2013	3	16	13721	7.56	118	181460	7177	6544	52.31	47.69
8	5	2013	2	16	13714	7.56	119	181460	6965	6749	50.79	49.21
3	29	2013	6	15	13713	7.56	120	181460	6610	7103	48.20	51.80
8	5	2013	2	17	13708	7.55	121	181460	6972	6736	50.86	49.14
9	17	2013	3	17	13708	7.55	122	181460	7126	6582	51.98	48.02
7	22	2013	2	17	13707	7.55	123	181460	7058	6649	51.49	48.51
6	13	2013	5	16	13706	7.55	124	181460	7047	6659	51.42	48.58
11	11	2013	2	16	13705	7.55	125	181460	7192	6513	52.48	47.52
7	17	2013	4	16	13704	7.55	126	181460	7297	6407	53.25	46.75
4	16	2013	3	17	13702	7.55	127	181460	7098	6604	51.80	48.20
7	8	2013	2	17	13702	7.55	128	181460	7113	6589	51.91	48.09
4	1	2013	2	16	13701	7.55	129	181460	7509	6192	54.81	45.19
8	20	2013	3	16	13695	7.55	130	181460	7147	6548	52.19	47.81
5	24	2013	6	15	13693	7.55	131	181460	7244	6449	52.90	47.10
6	6	2013	5	16	13692	7.55	132	181460	7105	6587	51.89	48.11
7	18	2013	5	17	13691	7.54	133	181460	7069	6622	51.63	48.37
6	7	2013	6	18	13686	7.54	134	181460	7355	6331	53.74	46.26
6	12	2013	4	17	13686	7.54	135	181460	7107	6579	51.93	48.07

MO	DY	YR	DAY OF WK	HR	HR VOL	PERCENT OF AADT	HOUR NUMBER	AADT	NORTH VOLUME	SOUTH VOLUME	PERCENT NORTH IS OF TOTAL VOLUME	PERCENT SOUTH IS OF TOTAL VOLUME
3	29	2013	6	14	13681	7.54	136	181460	6996	6685	51.14	48.86
11	1	2013	6	15	13678	7.54	137	181460	7236	6442	52.90	47.10
2	22	2013	6	17	13674	7.54	138	181460	7235	6439	52.91	47.09
7	26	2013	6	17	13660	7.53	139	181460	6779	6881	49.63	50.37
1	25	2013	6	16	13659	7.53	140	181460	7353	6306	53.83	46.17
6	7	2013	6	16	13656	7.53	141	181460	6898	6758	50.51	49.49
4	1	2013	2	17	13646	7.52	142	181460	7462	6184	54.68	45.32
10	4	2013	6	15	13644	7.52	143	181460	7090	6554	51.96	48.04
8	13	2013	3	17	13642	7.52	144	181460	7096	6546	52.02	47.98
9	6	2013	6	17	13642	7.52	145	181460	7108	6534	52.10	47.90
3	25	2013	2	17	13640	7.52	146	181460	7274	6366	53.33	46.67
7	30	2013	3	16	13635	7.51	147	181460	7226	6409	53.00	47.00
9	5	2013	5	17	13634	7.51	148	181460	7202	6432	52.82	47.18
1	3	2013	5	17	13630	7.51	149	181460	7155	6475	52.49	47.51
1	3	2013	5	16	13628	7.51	150	181460	7285	6343	53.46	46.54
7	9	2013	3	16	13628	7.51	151	181460	7100	6528	52.10	47.90
8	1	2013	5	15	13623	7.51	152	181460	6881	6742	50.51	49.49
12	19	2013	5	17	13623	7.51	153	181460	6918	6705	50.78	49.22
8	7	2013	4	17	13619	7.51	154	181460	7190	6429	52.79	47.21
11	27	2013	4	15	13619	7.51	155	181460	7104	6515	52.16	47.84
2	21	2013	5	17	13615	7.50	156	181460	7217	6398	53.01	46.99
4	17	2013	4	16	13604	7.50	157	181460	7203	6401	52.95	47.05
2	21	2013	5	16	13601	7.50	158	181460	7280	6321	53.53	46.47
7	22	2013	2	16	13596	7.49	159	181460	7189	6407	52.88	47.12
8	7	2013	4	16	13595	7.49	160	181460	7117	6478	52.35	47.65
7	25	2013	5	17	13594	7.49	161	181460	6850	6744	50.39	49.61
7	31	2013	4	15	13594	7.49	162	181460	7176	6418	52.79	47.21
4	19	2013	6	16	13592	7.49	163	181460	6913	6679	50.86	49.14
9	24	2013	3	17	13592	7.49	164	181460	7107	6485	52.29	47.71
3	29	2013	6	18	13590	7.49	165	181460	7112	6478	52.33	47.67
10	9	2013	4	17	13590	7.49	166	181460	7029	6561	51.72	48.28
6	5	2013	4	17	13589	7.49	167	181460	7028	6561	51.72	48.28
10	14	2013	2	17	13589	7.49	168	181460	7122	6467	52.41	47.59
12	23	2013	2	15	13585	7.49	169	181460	7092	6493	52.20	47.80
9	4	2013	4	17	13582	7.48	170	181460	6867	6715	50.56	49.44
8	23	2013	6	17	13580	7.48	171	181460	6875	6705	50.63	49.37
8	26	2013	2	16	13579	7.48	172	181460	7019	6560	51.69	48.31
3	20	2013	4	16	13578	7.48	173	181460	7221	6357	53.18	46.82
3	25	2013	2	16	13577	7.48	174	181460	7251	6326	53.41	46.59
12	31	2013	3	16	13576	7.48	175	181460	7809	5767	57.52	42.48
4	12	2013	6	17	13574	7.48	176	181460	6843	6731	50.41	49.59

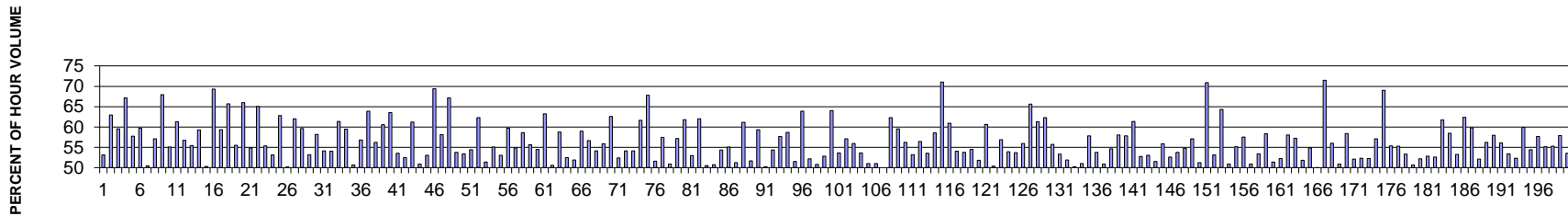
MO	DY	YR	DAY OF WK	HR	HR VOL	PERCENT OF AADT	HOUR NUMBER	AADT	NORTH VOLUME	SOUTH VOLUME	PERCENT NORTH IS OF TOTAL VOLUME	PERCENT SOUTH IS OF TOTAL VOLUME
10	25	2013	6	18	13574	7.48	177	181460	7018	6556	51.70	48.30
11	22	2013	6	15	13571	7.48	178	181460	7039	6532	51.87	48.13
5	16	2013	5	16	13567	7.48	179	181460	7129	6438	52.55	47.45
8	22	2013	5	17	13567	7.48	180	181460	6790	6777	50.05	49.95
8	16	2013	6	14	13563	7.47	181	181460	7070	6493	52.13	47.87
4	10	2013	4	17	13562	7.47	182	181460	7162	6400	52.81	47.19
10	11	2013	6	18	13557	7.47	183	181460	7150	6407	52.74	47.26
4	20	2013	7	15	13556	7.47	184	181460	6812	6744	50.25	49.75
10	30	2013	4	17	13556	7.47	185	181460	6993	6563	51.59	48.41
6	27	2013	5	18	13555	7.47	186	181460	7123	6432	52.55	47.45
8	5	2013	2	18	13554	7.47	187	181460	6885	6669	50.80	49.20
6	25	2013	3	17	13547	7.47	188	181460	6950	6597	51.30	48.70
3	26	2013	3	16	13545	7.46	189	181460	7086	6459	52.31	47.69
2	1	2013	6	17	13540	7.46	190	181460	7172	6368	52.97	47.03
8	19	2013	2	16	13540	7.46	191	181460	7167	6373	52.93	47.07
7	30	2013	3	18	13538	7.46	192	181460	7064	6474	52.18	47.82
6	10	2013	2	17	13534	7.46	193	181460	7094	6440	52.42	47.58
7	15	2013	2	16	13534	7.46	194	181460	7124	6410	52.64	47.36
7	19	2013	6	17	13534	7.46	195	181460	6427	7107	47.49	52.51
8	21	2013	4	16	13534	7.46	196	181460	7140	6394	52.76	47.24
3	7	2013	5	16	13531	7.46	197	181460	7301	6230	53.96	46.04
8	8	2013	5	16	13529	7.46	198	181460	6990	6539	51.67	48.33
6	25	2013	3	16	13527	7.45	199	181460	7084	6443	52.37	47.63
3	18	2013	2	17	13525	7.45	200	181460	7358	6167	54.40	45.60

**SR 090 MP 218.83 RITZVILLE #1 ADC SITE P10
K FOR PEAK 200 HOURS OF 2013
Recreational Site**



AADT= 10324 K 30 FACTOR= 15.96 K 100 FACTOR= 13.67 K 200 FACTOR= 11.99 D 100 FACTOR= 64.07

**SR 090 MP 218.83 RITZVILLE #1 ADC SITE P10
D % IN THE PEAK 200 HOURS OF 2013**



MO	DY	YR	DAY OF WK	HR	HR VOL	PERCENT OF AADT	HOUR NUMBER	AADT	EAST VOLUME	WEST VOLUME	PERCENT EAST IS OF TOTAL VOLUME	PERCENT WEST IS OF TOTAL VOLUME
12	1	2013	1	14	2037	19.73	1	10324	955	1082	46.88	53.12
7	7	2013	1	15	1927	18.67	2	10324	714	1213	37.05	62.95
12	1	2013	1	13	1876	18.17	3	10324	758	1118	40.41	59.59
7	7	2013	1	14	1870	18.11	4	10324	614	1256	32.83	67.17
7	28	2013	1	15	1869	18.10	5	10324	789	1080	42.22	57.78
7	7	2013	1	16	1822	17.65	6	10324	734	1088	40.29	59.71
12	1	2013	1	15	1821	17.64	7	10324	902	919	49.53	50.47
8	18	2013	1	14	1785	17.29	8	10324	766	1019	42.91	57.09
7	7	2013	1	13	1764	17.09	9	10324	565	1199	32.03	67.97
8	11	2013	1	16	1753	16.98	10	10324	788	965	44.95	55.05
6	30	2013	1	16	1742	16.87	11	10324	674	1068	38.69	61.31
8	11	2013	1	14	1733	16.79	12	10324	749	984	43.22	56.78

MO	DY	YR	DAY OF WK	HR	HR VOL	PERCENT OF AADT	HOUR NUMBER	AADT	EAST VOLUME	WEST VOLUME	PERCENT EAST IS OF TOTAL VOLUME	PERCENT WEST IS OF TOTAL VOLUME
8	18	2013	1	15	1726	16.72	13	10324	769	957	44.55	55.45
6	30	2013	1	15	1718	16.64	14	10324	699	1019	40.69	59.31
8	18	2013	1	16	1704	16.51	15	10324	847	857	49.71	50.29
6	28	2013	6	16	1698	16.45	16	10324	1177	521	69.32	30.68
8	4	2013	1	14	1691	16.38	17	10324	687	1004	40.63	59.37
6	30	2013	1	18	1678	16.25	18	10324	576	1102	34.33	65.67
8	11	2013	1	17	1676	16.23	19	10324	745	931	44.45	55.55
6	28	2013	6	15	1672	16.20	20	10324	1103	569	65.97	34.03
7	21	2013	1	15	1669	16.17	21	10324	753	916	45.12	54.88
6	30	2013	1	17	1667	16.15	22	10324	583	1084	34.97	65.03
7	28	2013	1	14	1666	16.14	23	10324	744	922	44.66	55.34
7	28	2013	1	16	1665	16.13	24	10324	780	885	46.85	53.15
8	11	2013	1	13	1661	16.09	25	10324	617	1044	37.15	62.85
11	30	2013	7	15	1657	16.05	26	10324	831	826	50.15	49.85
8	18	2013	1	13	1655	16.03	27	10324	629	1026	38.01	61.99
7	7	2013	1	17	1654	16.02	28	10324	667	987	40.33	59.67
8	11	2013	1	15	1649	15.97	29	10324	771	878	46.76	53.24
11	27	2013	4	16	1648	15.96	30	10324	959	689	58.19	41.81
8	25	2013	1	15	1646	15.94	31	10324	755	891	45.87	54.13
11	27	2013	4	15	1643	15.91	32	10324	888	755	54.05	45.95
6	30	2013	1	14	1639	15.88	33	10324	633	1006	38.62	61.38
11	27	2013	4	17	1638	15.87	34	10324	975	663	59.52	40.48
8	18	2013	1	17	1631	15.80	35	10324	827	804	50.71	49.29
7	28	2013	1	13	1627	15.76	36	10324	703	924	43.21	56.79
12	1	2013	1	12	1609	15.59	37	10324	581	1028	36.11	63.89
7	21	2013	1	14	1604	15.54	38	10324	702	902	43.77	56.23
8	25	2013	1	13	1596	15.46	39	10324	629	967	39.41	60.59
11	30	2013	7	13	1592	15.42	40	10324	580	1012	36.43	63.57
8	4	2013	1	15	1579	15.29	41	10324	733	846	46.42	53.58
5	27	2013	2	15	1565	15.16	42	10324	743	822	47.48	52.52
8	25	2013	1	14	1563	15.14	43	10324	606	957	38.77	61.23
8	2	2013	6	15	1561	15.12	44	10324	795	766	50.93	49.07
7	26	2013	6	15	1560	15.11	45	10324	828	732	53.08	46.92
7	7	2013	1	12	1559	15.10	46	10324	477	1082	30.60	69.40
11	30	2013	7	14	1558	15.09	47	10324	653	905	41.91	58.09
6	28	2013	6	17	1551	15.02	48	10324	1042	509	67.18	32.82
12	1	2013	1	16	1551	15.02	49	10324	834	717	53.77	46.23
7	21	2013	1	16	1548	14.99	50	10324	721	827	46.58	53.42
8	16	2013	6	15	1546	14.97	51	10324	841	705	54.40	45.60
6	28	2013	6	14	1544	14.96	52	10324	962	582	62.31	37.69
8	30	2013	6	14	1543	14.95	53	10324	750	793	48.61	51.39

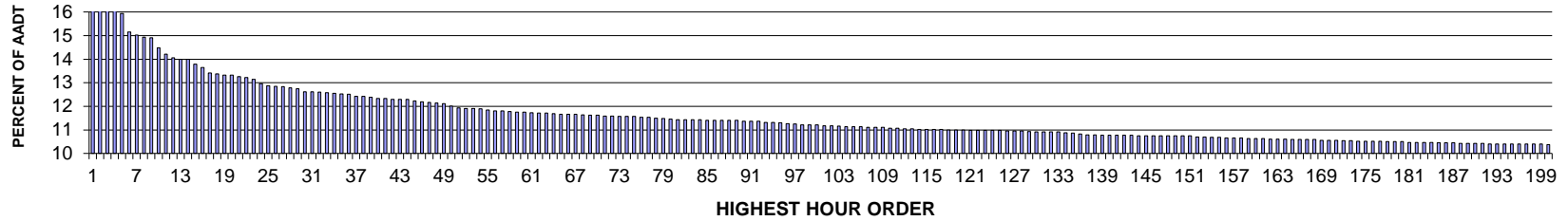
MO	DY	YR	DAY OF WK	HR	HR VOL	PERCENT OF AADT	HOUR NUMBER	AADT	EAST VOLUME	WEST VOLUME	PERCENT EAST IS OF TOTAL VOLUME	PERCENT WEST IS OF TOTAL VOLUME
8	4	2013	1	16	1535	14.87	54	10324	689	846	44.89	55.11
7	19	2013	6	15	1533	14.85	55	10324	813	720	53.03	46.97
7	21	2013	1	13	1531	14.83	56	10324	617	914	40.30	59.70
8	25	2013	1	16	1524	14.76	57	10324	688	836	45.14	54.86
6	30	2013	1	12	1517	14.69	58	10324	628	889	41.40	58.60
7	14	2013	1	16	1508	14.61	59	10324	668	840	44.30	55.70
4	21	2013	1	16	1507	14.60	60	10324	686	821	45.52	54.48
4	21	2013	1	19	1502	14.55	61	10324	552	950	36.75	63.25
7	26	2013	6	14	1500	14.53	62	10324	741	759	49.40	50.60
8	16	2013	6	17	1500	14.53	63	10324	882	618	58.80	41.20
8	2	2013	6	14	1499	14.52	64	10324	787	712	52.50	47.50
8	30	2013	6	15	1499	14.52	65	10324	778	721	51.90	48.10
7	14	2013	1	14	1494	14.47	66	10324	613	881	41.03	58.97
8	16	2013	6	16	1492	14.45	67	10324	845	647	56.64	43.36
8	9	2013	6	15	1485	14.38	68	10324	804	681	54.14	45.86
7	14	2013	1	15	1484	14.37	69	10324	655	829	44.14	55.86
8	18	2013	1	12	1483	14.36	70	10324	555	928	37.42	62.58
8	2	2013	6	16	1481	14.35	71	10324	776	705	52.40	47.60
7	26	2013	6	16	1480	14.34	72	10324	801	679	54.12	45.88
7	28	2013	1	17	1479	14.33	73	10324	678	801	45.84	54.16
11	27	2013	4	18	1475	14.29	74	10324	910	565	61.69	38.31
5	5	2013	1	16	1469	14.23	75	10324	473	996	32.20	67.80
5	27	2013	2	17	1463	14.17	76	10324	755	708	51.61	48.39
7	28	2013	1	12	1462	14.16	77	10324	622	840	42.54	57.46
5	27	2013	2	16	1460	14.14	78	10324	743	717	50.89	49.11
6	30	2013	1	13	1460	14.14	79	10324	625	835	42.81	57.19
8	4	2013	1	13	1459	14.13	80	10324	557	902	38.18	61.82
7	19	2013	6	16	1455	14.09	81	10324	771	684	52.99	47.01
8	11	2013	1	12	1447	14.02	82	10324	550	897	38.01	61.99
6	23	2013	1	15	1445	14.00	83	10324	715	730	49.48	50.52
7	21	2013	1	17	1445	14.00	84	10324	733	712	50.73	49.27
8	2	2013	6	12	1445	14.00	85	10324	660	785	45.67	54.33
8	9	2013	6	16	1445	14.00	86	10324	796	649	55.09	44.91
6	23	2013	1	16	1444	13.99	87	10324	740	704	51.25	48.75
7	21	2013	1	12	1443	13.98	88	10324	561	882	38.88	61.12
8	25	2013	1	17	1443	13.98	89	10324	697	746	48.30	51.70
5	27	2013	2	14	1436	13.91	90	10324	584	852	40.67	59.33
7	19	2013	6	14	1434	13.89	91	10324	713	721	49.72	50.28
6	14	2013	6	15	1433	13.88	92	10324	779	654	54.36	45.64
6	16	2013	1	14	1431	13.86	93	10324	605	826	42.28	57.72
6	16	2013	1	13	1428	13.83	94	10324	590	838	41.32	58.68

MO	DY	YR	DAY OF WK	HR	HR VOL	PERCENT OF AADT	HOUR NUMBER	AADT	EAST VOLUME	WEST VOLUME	PERCENT EAST IS OF TOTAL VOLUME	PERCENT WEST IS OF TOTAL VOLUME
8	4	2013	1	17	1428	13.83	95	10324	692	736	48.46	51.54
6	28	2013	6	18	1427	13.82	96	10324	912	515	63.91	36.09
8	9	2013	6	14	1424	13.79	97	10324	743	681	52.18	47.82
8	23	2013	6	14	1423	13.78	98	10324	700	723	49.19	50.81
7	26	2013	6	13	1415	13.71	99	10324	667	748	47.14	52.86
5	5	2013	1	17	1411	13.67	100	10324	507	904	35.93	64.07
8	23	2013	6	15	1411	13.67	101	10324	757	654	53.65	46.35
8	9	2013	6	12	1410	13.66	102	10324	605	805	42.91	57.09
8	16	2013	6	12	1408	13.64	103	10324	620	788	44.03	55.97
5	24	2013	6	16	1407	13.63	104	10324	755	652	53.66	46.34
5	24	2013	6	17	1407	13.63	105	10324	689	718	48.97	51.03
11	27	2013	4	14	1407	13.63	106	10324	689	718	48.97	51.03
5	24	2013	6	14	1406	13.62	107	10324	703	703	50.00	50.00
7	14	2013	1	13	1403	13.59	108	10324	529	874	37.70	62.30
8	4	2013	1	12	1402	13.58	109	10324	567	835	40.44	59.56
7	12	2013	6	15	1399	13.55	110	10324	787	612	56.25	43.75
7	12	2013	6	17	1399	13.55	111	10324	744	655	53.18	46.82
8	2	2013	6	17	1396	13.52	112	10324	788	608	56.45	43.55
8	18	2013	1	18	1393	13.49	113	10324	746	647	53.55	46.45
6	21	2013	6	15	1382	13.39	114	10324	809	573	58.54	41.46
5	5	2013	1	15	1381	13.38	115	10324	400	981	28.96	71.04
7	19	2013	6	12	1380	13.37	116	10324	539	841	39.06	60.94
8	2	2013	6	13	1380	13.37	117	10324	634	746	45.94	54.06
7	7	2013	1	18	1379	13.36	118	10324	637	742	46.19	53.81
8	23	2013	6	16	1378	13.35	119	10324	751	627	54.50	45.50
8	30	2013	6	16	1378	13.35	120	10324	664	714	48.19	51.81
8	2	2013	6	11	1375	13.32	121	10324	541	834	39.35	60.65
8	11	2013	1	18	1375	13.32	122	10324	693	682	50.40	49.60
7	26	2013	6	12	1373	13.30	123	10324	592	781	43.12	56.88
6	23	2013	1	14	1372	13.29	124	10324	632	740	46.06	53.94
6	16	2013	1	15	1370	13.27	125	10324	634	736	46.28	53.72
7	19	2013	6	13	1368	13.25	126	10324	603	765	44.08	55.92
11	27	2013	4	12	1368	13.25	127	10324	470	898	34.36	65.64
8	25	2013	1	12	1365	13.22	128	10324	528	837	38.68	61.32
5	27	2013	2	13	1363	13.20	129	10324	514	849	37.71	62.29
6	21	2013	6	14	1360	13.17	130	10324	758	602	55.74	44.26
7	12	2013	6	16	1360	13.17	131	10324	726	634	53.38	46.62
6	16	2013	1	16	1357	13.14	132	10324	704	653	51.88	48.12
6	14	2013	6	14	1355	13.12	133	10324	674	681	49.74	50.26
5	24	2013	6	18	1352	13.10	134	10324	690	662	51.04	48.96
6	21	2013	6	16	1350	13.08	135	10324	781	569	57.85	42.15

MO	DY	YR	DAY OF WK	HR	HR VOL	PERCENT OF AADT	HOUR NUMBER	AADT	EAST VOLUME	WEST VOLUME	PERCENT EAST IS OF TOTAL VOLUME	PERCENT WEST IS OF TOTAL VOLUME
6	23	2013	1	17	1348	13.06	136	10324	725	623	53.78	46.22
5	24	2013	6	15	1346	13.04	137	10324	685	661	50.89	49.11
7	19	2013	6	17	1346	13.04	138	10324	736	610	54.68	45.32
11	27	2013	4	13	1346	13.04	139	10324	565	781	41.98	58.02
6	14	2013	6	17	1345	13.03	140	10324	778	567	57.84	42.16
12	1	2013	1	17	1344	13.02	141	10324	825	519	61.38	38.62
7	14	2013	1	17	1341	12.99	142	10324	633	708	47.20	52.80
8	30	2013	6	12	1341	12.99	143	10324	629	712	46.91	53.09
8	9	2013	6	13	1340	12.98	144	10324	649	691	48.43	51.57
3	31	2013	1	17	1337	12.95	145	10324	590	747	44.13	55.87
6	28	2013	6	13	1337	12.95	146	10324	704	633	52.66	47.34
11	30	2013	7	16	1337	12.95	147	10324	719	618	53.78	46.22
8	9	2013	6	17	1331	12.89	148	10324	729	602	54.77	45.23
6	14	2013	6	16	1328	12.86	149	10324	758	570	57.08	42.92
8	31	2013	7	11	1328	12.86	150	10324	681	647	51.28	48.72
12	1	2013	1	11	1328	12.86	151	10324	386	942	29.07	70.93
7	26	2013	6	17	1323	12.81	152	10324	703	620	53.14	46.86
11	30	2013	7	12	1323	12.81	153	10324	472	851	35.68	64.32
4	7	2013	1	15	1317	12.76	154	10324	670	647	50.87	49.13
8	16	2013	6	14	1317	12.76	155	10324	591	726	44.87	55.13
4	19	2013	6	17	1314	12.73	156	10324	756	558	57.53	42.47
7	21	2013	1	18	1310	12.69	157	10324	667	643	50.92	49.08
8	10	2013	7	14	1309	12.68	158	10324	699	610	53.40	46.60
8	16	2013	6	13	1308	12.67	159	10324	545	763	41.67	58.33
8	1	2013	5	15	1301	12.60	160	10324	669	632	51.42	48.58
8	30	2013	6	18	1295	12.54	161	10324	677	618	52.28	47.72
6	23	2013	1	13	1294	12.53	162	10324	543	751	41.96	58.04
5	24	2013	6	12	1291	12.50	163	10324	552	739	42.76	57.24
7	28	2013	1	18	1291	12.50	164	10324	622	669	48.18	51.82
8	30	2013	6	13	1291	12.50	165	10324	583	708	45.16	54.84
8	5	2013	2	11	1287	12.47	166	10324	643	644	49.96	50.04
6	28	2013	6	19	1286	12.46	167	10324	919	367	71.46	28.54
5	12	2013	1	17	1282	12.42	168	10324	564	718	43.99	56.01
6	2	2013	1	16	1280	12.40	169	10324	629	651	49.14	50.86
3	24	2013	1	17	1277	12.37	170	10324	531	746	41.58	58.42
8	10	2013	7	12	1277	12.37	171	10324	611	666	47.85	52.15
5	24	2013	6	13	1273	12.33	172	10324	607	666	47.68	52.32
5	27	2013	2	18	1273	12.33	173	10324	665	608	52.24	47.76
6	14	2013	6	18	1271	12.31	174	10324	726	545	57.12	42.88
7	7	2013	1	11	1271	12.31	175	10324	394	877	31.00	69.00
5	12	2013	1	18	1270	12.30	176	10324	567	703	44.65	55.35

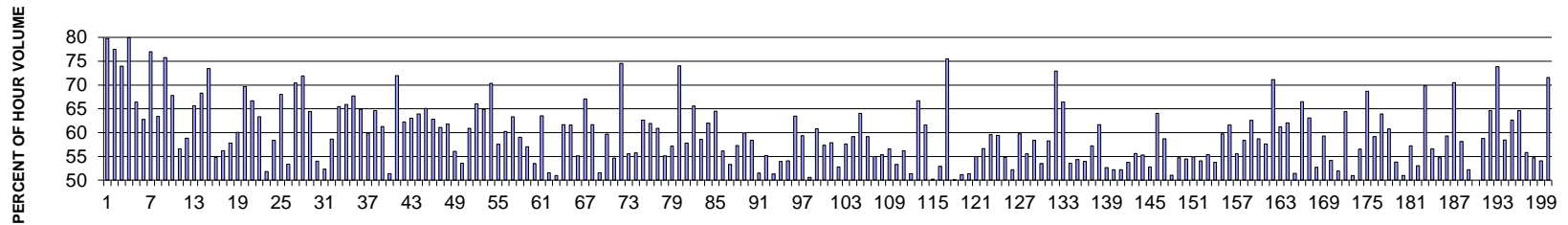
MO	DY	YR	DAY OF WK	HR	HR VOL	PERCENT OF AADT	HOUR NUMBER	AADT	EAST VOLUME	WEST VOLUME	PERCENT EAST IS OF TOTAL VOLUME	PERCENT WEST IS OF TOTAL VOLUME
8	17	2013	7	14	1268	12.28	177	10324	701	567	55.28	44.72
4	7	2013	1	16	1266	12.26	178	10324	675	591	53.32	46.68
8	31	2013	7	12	1265	12.25	179	10324	641	624	50.67	49.33
8	1	2013	5	16	1263	12.23	180	10324	659	604	52.18	47.82
8	5	2013	2	12	1262	12.22	181	10324	595	667	47.15	52.85
8	4	2013	1	18	1261	12.21	182	10324	597	664	47.34	52.66
7	3	2013	4	17	1259	12.19	183	10324	777	482	61.72	38.28
4	7	2013	1	17	1258	12.19	184	10324	736	522	58.51	41.49
6	16	2013	1	17	1258	12.19	185	10324	670	588	53.26	46.74
7	3	2013	4	16	1258	12.19	186	10324	785	473	62.40	37.60
4	19	2013	6	15	1255	12.16	187	10324	750	505	59.76	40.24
7	14	2013	1	18	1253	12.14	188	10324	600	653	47.89	52.11
8	2	2013	6	18	1253	12.14	189	10324	705	548	56.26	43.74
7	12	2013	6	12	1250	12.11	190	10324	525	725	42.00	58.00
8	4	2013	1	19	1250	12.11	191	10324	549	701	43.92	56.08
8	30	2013	6	17	1249	12.10	192	10324	582	667	46.60	53.40
7	27	2013	7	12	1247	12.08	193	10324	594	653	47.63	52.37
7	19	2013	6	11	1245	12.06	194	10324	499	746	40.08	59.92
5	10	2013	6	15	1244	12.05	195	10324	677	567	54.42	45.58
4	19	2013	6	16	1243	12.04	196	10324	717	526	57.68	42.32
4	7	2013	1	14	1240	12.01	197	10324	556	684	44.84	55.16
5	24	2013	6	11	1240	12.01	198	10324	554	686	44.68	55.32
8	23	2013	6	17	1240	12.01	199	10324	718	522	57.90	42.10
6	9	2013	1	15	1238	11.99	200	10324	575	663	46.45	53.55

**SR 097 MP 250.35 PATEROS ADC SITE P11
K FOR PEAK 200 HOURS OF 2013**



AADT= 4373 K 30 FACTOR= 12.62 K 100 FACTOR= 11.21 K 200 FACTOR= 10.38 D 30 FACTOR= 53.99

**SR 097 MP 250.35 PATEROS ADC SITE P11
D % IN THE PEAK 200 HOURS OF 2013**



MO	DY	YR	DAY OF WK	HR	HR VOL	PERCENT OF AADT	HOUR NUMBER	AADT	NORTH VOLUME	SOUTH VOLUME	PERCENT NORTH IS OF TOTAL VOLUME	PERCENT SOUTH IS OF TOTAL VOLUME
8	11	2013	1	13	929	21.24	1	4373	188	741	20.24	79.76
8	11	2013	1	14	872	19.94	2	4373	196	676	22.48	77.52
8	11	2013	1	15	780	17.84	3	4373	203	577	26.03	73.97
8	11	2013	1	12	739	16.90	4	4373	148	591	20.03	79.97
8	11	2013	1	16	697	15.94	5	4373	234	463	33.57	66.43
10	11	2013	6	16	663	15.16	6	4373	416	247	62.75	37.25
8	11	2013	1	11	657	15.02	7	4373	151	506	22.98	77.02
8	16	2013	6	16	653	14.93	8	4373	414	239	63.40	36.60
8	18	2013	1	12	652	14.91	9	4373	158	494	24.23	75.77
8	16	2013	6	17	633	14.48	10	4373	429	204	67.77	32.23
8	11	2013	1	17	622	14.22	11	4373	270	352	43.41	56.59
8	18	2013	1	15	615	14.06	12	4373	253	362	41.14	58.86

MO	DY	YR	DAY OF WK	HR	HR VOL	PERCENT OF AADT	HOUR NUMBER	AADT	NORTH VOLUME	SOUTH VOLUME	PERCENT NORTH IS OF TOTAL VOLUME	PERCENT SOUTH IS OF TOTAL VOLUME
8	18	2013	1	14	612	13.99	13	4373	210	402	34.31	65.69
10	11	2013	6	17	612	13.99	14	4373	418	194	68.30	31.70
8	18	2013	1	13	603	13.79	15	4373	160	443	26.53	73.47
8	11	2013	1	18	597	13.65	16	4373	270	327	45.23	54.77
9	6	2013	6	16	587	13.42	17	4373	330	257	56.22	43.78
7	21	2013	1	14	585	13.38	18	4373	247	338	42.22	57.78
7	19	2013	6	14	583	13.33	19	4373	350	233	60.03	39.97
8	12	2013	2	12	583	13.33	20	4373	177	406	30.36	69.64
7	7	2013	1	13	580	13.26	21	4373	193	387	33.28	66.72
10	11	2013	6	15	578	13.22	22	4373	366	212	63.32	36.68
7	21	2013	1	13	575	13.15	23	4373	277	298	48.17	51.83
7	19	2013	6	16	567	12.97	24	4373	331	236	58.38	41.62
7	7	2013	1	12	563	12.87	25	4373	180	383	31.97	68.03
8	18	2013	1	17	562	12.85	26	4373	262	300	46.62	53.38
7	28	2013	1	13	561	12.83	27	4373	166	395	29.59	70.41
10	20	2013	1	16	559	12.78	28	4373	157	402	28.09	71.91
7	7	2013	1	14	557	12.74	29	4373	198	359	35.55	64.45
8	15	2013	5	16	552	12.62	30	4373	298	254	53.99	46.01
8	18	2013	1	16	552	12.62	31	4373	263	289	47.64	52.36
8	30	2013	6	16	551	12.60	32	4373	323	228	58.62	41.38
10	11	2013	6	18	550	12.58	33	4373	360	190	65.45	34.55
8	12	2013	2	13	549	12.55	34	4373	187	362	34.06	65.94
7	28	2013	1	14	548	12.53	35	4373	177	371	32.30	67.70
7	28	2013	1	12	547	12.51	36	4373	192	355	35.10	64.90
7	28	2013	1	15	543	12.42	37	4373	218	325	40.15	59.85
10	11	2013	6	14	543	12.42	38	4373	351	192	64.64	35.36
8	9	2013	6	17	542	12.39	39	4373	332	210	61.25	38.75
7	20	2013	7	13	539	12.33	40	4373	277	262	51.39	48.61
10	20	2013	1	14	539	12.33	41	4373	151	388	28.01	71.99
7	7	2013	1	15	538	12.30	42	4373	203	335	37.73	62.27
8	9	2013	6	16	538	12.30	43	4373	339	199	63.01	36.99
9	2	2013	2	13	538	12.30	44	4373	194	344	36.06	63.94
8	16	2013	6	18	535	12.23	45	4373	348	187	65.05	34.95
7	19	2013	6	17	533	12.19	46	4373	335	198	62.85	37.15
8	23	2013	6	16	532	12.17	47	4373	325	207	61.09	38.91
8	16	2013	6	15	531	12.14	48	4373	328	203	61.77	38.23
8	2	2013	6	16	530	12.12	49	4373	297	233	56.04	43.96
10	18	2013	6	16	525	12.01	50	4373	281	244	53.52	46.48
6	21	2013	6	17	522	11.94	51	4373	318	204	60.92	39.08
8	12	2013	2	11	521	11.91	52	4373	177	344	33.97	66.03
9	6	2013	6	17	521	11.91	53	4373	338	183	64.88	35.12

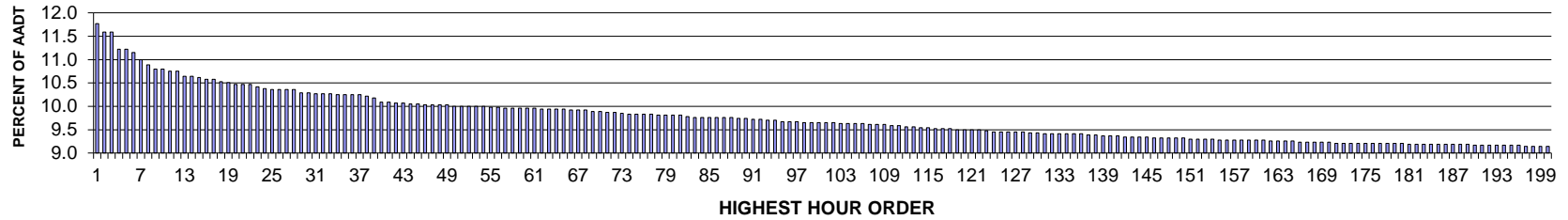
MO	DY	YR	DAY OF WK	HR	HR VOL	PERCENT OF AADT	HOUR NUMBER	AADT	NORTH VOLUME	SOUTH VOLUME	PERCENT NORTH IS OF TOTAL VOLUME	PERCENT SOUTH IS OF TOTAL VOLUME
10	20	2013	1	15	520	11.89	54	4373	154	366	29.62	70.38
8	4	2013	1	16	518	11.85	55	4373	220	298	42.47	57.53
7	14	2013	1	14	516	11.80	56	4373	205	311	39.73	60.27
7	21	2013	1	12	516	11.80	57	4373	189	327	36.63	63.37
7	6	2013	7	14	515	11.78	58	4373	211	304	40.97	59.03
7	7	2013	1	16	514	11.75	59	4373	221	293	43.00	57.00
8	16	2013	6	13	514	11.75	60	4373	239	275	46.50	53.50
8	30	2013	6	18	513	11.73	61	4373	326	187	63.55	36.45
8	11	2013	1	19	512	11.71	62	4373	248	264	48.44	51.56
8	12	2013	2	16	512	11.71	63	4373	261	251	50.98	49.02
8	12	2013	2	14	511	11.69	64	4373	196	315	38.36	61.64
6	7	2013	6	17	510	11.66	65	4373	314	196	61.57	38.43
8	17	2013	7	13	510	11.66	66	4373	229	281	44.90	55.10
9	8	2013	1	14	510	11.66	67	4373	168	342	32.94	67.06
10	18	2013	6	18	509	11.64	68	4373	314	195	61.69	38.31
8	12	2013	2	15	508	11.62	69	4373	246	262	48.43	51.57
10	18	2013	6	17	508	11.62	70	4373	303	205	59.65	40.35
7	26	2013	6	12	507	11.59	71	4373	230	277	45.36	54.64
10	20	2013	1	13	507	11.59	72	4373	129	378	25.44	74.56
7	21	2013	1	15	506	11.57	73	4373	225	281	44.47	55.53
8	12	2013	2	17	506	11.57	74	4373	282	224	55.73	44.27
8	25	2013	1	13	506	11.57	75	4373	189	317	37.35	62.65
8	9	2013	6	15	504	11.53	76	4373	312	192	61.90	38.10
8	15	2013	5	17	504	11.53	77	4373	307	197	60.91	39.09
9	20	2013	6	16	503	11.50	78	4373	226	277	44.93	55.07
8	4	2013	1	15	502	11.48	79	4373	215	287	42.83	57.17
8	18	2013	1	11	501	11.46	80	4373	130	371	25.95	74.05
7	5	2013	6	16	500	11.43	81	4373	289	211	57.80	42.20
7	19	2013	6	18	500	11.43	82	4373	328	172	65.60	34.40
8	2	2013	6	17	500	11.43	83	4373	293	207	58.60	41.40
8	9	2013	6	18	500	11.43	84	4373	310	190	62.00	38.00
6	23	2013	1	13	499	11.41	85	4373	177	322	35.47	64.53
8	15	2013	5	15	499	11.41	86	4373	280	219	56.11	43.89
8	17	2013	7	14	499	11.41	87	4373	233	266	46.69	53.31
8	23	2013	6	17	499	11.41	88	4373	286	213	57.31	42.69
9	6	2013	6	18	499	11.41	89	4373	299	200	59.92	40.08
7	3	2013	4	17	497	11.37	90	4373	290	207	58.35	41.65
7	20	2013	7	14	497	11.37	91	4373	256	241	51.51	48.49
8	1	2013	5	17	497	11.37	92	4373	274	223	55.13	44.87
7	26	2013	6	15	495	11.32	93	4373	254	241	51.31	48.69
8	23	2013	6	15	495	11.32	94	4373	267	228	53.94	46.06

MO	DY	YR	DAY OF WK	HR	HR VOL	PERCENT OF AADT	HOUR NUMBER	AADT	NORTH VOLUME	SOUTH VOLUME	PERCENT NORTH IS OF TOTAL VOLUME	PERCENT SOUTH IS OF TOTAL VOLUME
8	25	2013	1	16	494	11.30	95	4373	227	267	45.95	54.05
8	2	2013	6	18	493	11.27	96	4373	313	180	63.49	36.51
7	19	2013	6	15	492	11.25	97	4373	292	200	59.35	40.65
7	26	2013	6	13	490	11.21	98	4373	242	248	49.39	50.61
8	17	2013	7	12	490	11.21	99	4373	192	298	39.18	60.82
8	30	2013	6	17	490	11.21	100	4373	281	209	57.35	42.65
7	12	2013	6	16	489	11.18	101	4373	283	206	57.87	42.13
7	21	2013	1	16	489	11.18	102	4373	231	258	47.24	52.76
8	25	2013	1	15	488	11.16	103	4373	207	281	42.42	57.58
7	28	2013	1	16	487	11.14	104	4373	199	288	40.86	59.14
8	4	2013	1	13	487	11.14	105	4373	175	312	35.93	64.07
8	8	2013	5	16	487	11.14	106	4373	288	199	59.14	40.86
7	3	2013	4	16	486	11.11	107	4373	267	219	54.94	45.06
9	13	2013	6	17	486	11.11	108	4373	269	217	55.35	44.65
9	20	2013	6	17	486	11.11	109	4373	275	211	56.58	43.42
8	5	2013	2	16	484	11.07	110	4373	258	226	53.31	46.69
9	27	2013	6	17	484	11.07	111	4373	272	212	56.20	43.80
8	18	2013	1	18	483	11.05	112	4373	235	248	48.65	51.35
8	25	2013	1	12	483	11.05	113	4373	161	322	33.33	66.67
6	21	2013	6	16	482	11.02	114	4373	297	185	61.62	38.38
7	20	2013	7	12	482	11.02	115	4373	240	242	49.79	50.21
8	2	2013	6	15	482	11.02	116	4373	255	227	52.90	47.10
10	20	2013	1	12	482	11.02	117	4373	118	364	24.48	75.52
8	16	2013	6	14	481	11.00	118	4373	240	241	49.90	50.10
9	10	2013	3	16	481	11.00	119	4373	246	235	51.14	48.86
9	13	2013	6	16	481	11.00	120	4373	247	234	51.35	48.65
7	26	2013	6	16	480	10.98	121	4373	264	216	55.00	45.00
8	8	2013	5	15	480	10.98	122	4373	272	208	56.67	43.33
8	10	2013	7	16	480	10.98	123	4373	286	194	59.58	40.42
8	25	2013	1	14	480	10.98	124	4373	195	285	40.63	59.38
9	8	2013	1	17	480	10.98	125	4373	217	263	45.21	54.79
7	19	2013	6	12	479	10.95	126	4373	229	250	47.81	52.19
7	26	2013	6	17	479	10.95	127	4373	286	193	59.71	40.29
8	9	2013	6	12	479	10.95	128	4373	213	266	44.47	55.53
6	30	2013	1	14	478	10.93	129	4373	199	279	41.63	58.37
7	25	2013	5	16	477	10.91	130	4373	255	222	53.46	46.54
7	26	2013	6	14	477	10.91	131	4373	278	199	58.28	41.72
8	4	2013	1	12	477	10.91	132	4373	129	348	27.04	72.96
8	23	2013	6	18	477	10.91	133	4373	317	160	66.46	33.54
8	13	2013	3	17	476	10.88	134	4373	255	221	53.57	46.43
8	22	2013	5	16	475	10.86	135	4373	258	217	54.32	45.68

MO	DY	YR	DAY OF WK	HR	HR VOL	PERCENT OF AADT	HOUR NUMBER	AADT	NORTH VOLUME	SOUTH VOLUME	PERCENT NORTH IS OF TOTAL VOLUME	PERCENT SOUTH IS OF TOTAL VOLUME
8	4	2013	1	17	473	10.82	136	4373	218	255	46.09	53.91
7	11	2013	5	18	472	10.79	137	4373	270	202	57.20	42.80
8	8	2013	5	17	472	10.79	138	4373	291	181	61.65	38.35
7	18	2013	5	16	471	10.77	139	4373	248	223	52.65	47.35
7	19	2013	6	13	471	10.77	140	4373	225	246	47.77	52.23
7	28	2013	1	17	471	10.77	141	4373	225	246	47.77	52.23
8	9	2013	6	14	471	10.77	142	4373	253	218	53.72	46.28
8	22	2013	5	17	471	10.77	143	4373	262	209	55.63	44.37
6	21	2013	6	15	470	10.75	144	4373	260	210	55.32	44.68
6	27	2013	5	16	470	10.75	145	4373	248	222	52.77	47.23
7	6	2013	7	12	470	10.75	146	4373	169	301	35.96	64.04
7	18	2013	5	17	470	10.75	147	4373	276	194	58.72	41.28
8	1	2013	5	16	470	10.75	148	4373	240	230	51.06	48.94
8	2	2013	6	12	470	10.75	149	4373	213	257	45.32	54.68
9	19	2013	5	18	470	10.75	150	4373	214	256	45.53	54.47
10	4	2013	6	17	470	10.75	151	4373	258	212	54.89	45.11
7	3	2013	4	15	468	10.70	152	4373	253	215	54.06	45.94
9	1	2013	1	14	468	10.70	153	4373	209	259	44.66	55.34
7	18	2013	5	15	467	10.68	154	4373	251	216	53.75	46.25
8	17	2013	7	16	467	10.68	155	4373	279	188	59.74	40.26
8	4	2013	1	14	466	10.66	156	4373	179	287	38.41	61.59
9	8	2013	1	16	466	10.66	157	4373	207	259	44.42	55.58
10	10	2013	5	17	466	10.66	158	4373	272	194	58.37	41.63
6	30	2013	1	13	465	10.63	159	4373	174	291	37.42	62.58
7	18	2013	5	18	465	10.63	160	4373	273	192	58.71	41.29
8	16	2013	6	12	465	10.63	161	4373	197	268	42.37	57.63
7	7	2013	1	11	464	10.61	162	4373	134	330	28.88	71.12
8	15	2013	5	18	464	10.61	163	4373	284	180	61.21	38.79
9	2	2013	2	14	464	10.61	164	4373	176	288	37.93	62.07
7	22	2013	2	14	463	10.59	165	4373	238	225	51.40	48.60
9	2	2013	2	11	463	10.59	166	4373	155	308	33.48	66.52
10	11	2013	6	12	463	10.59	167	4373	292	171	63.07	36.93
10	14	2013	2	16	463	10.59	168	4373	219	244	47.30	52.70
6	16	2013	1	13	462	10.56	169	4373	188	274	40.69	59.31
8	10	2013	7	14	462	10.56	170	4373	250	212	54.11	45.89
10	25	2013	6	16	462	10.56	171	4373	240	222	51.95	48.05
7	14	2013	1	11	461	10.54	172	4373	164	297	35.57	64.43
7	27	2013	7	16	461	10.54	173	4373	226	235	49.02	50.98
7	25	2013	5	15	460	10.52	174	4373	260	200	56.52	43.48
8	16	2013	6	19	460	10.52	175	4373	316	144	68.70	31.30
9	9	2013	2	17	460	10.52	176	4373	272	188	59.13	40.87

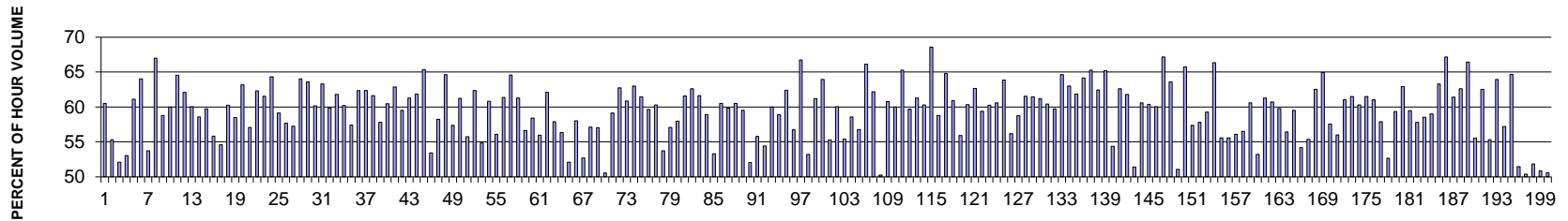
MO	DY	YR	DAY OF WK	HR	HR VOL	PERCENT OF AADT	HOUR NUMBER	AADT	NORTH VOLUME	SOUTH VOLUME	PERCENT NORTH IS OF TOTAL VOLUME	PERCENT SOUTH IS OF TOTAL VOLUME
9	15	2013	1	14	460	10.52	177	4373	166	294	36.09	63.91
7	12	2013	6	17	459	10.50	178	4373	279	180	60.78	39.22
8	2	2013	6	14	459	10.50	179	4373	212	247	46.19	53.81
8	14	2013	4	15	459	10.50	180	4373	234	225	50.98	49.02
7	5	2013	6	17	458	10.47	181	4373	262	196	57.21	42.79
7	15	2013	2	17	458	10.47	182	4373	243	215	53.06	46.94
7	21	2013	1	11	458	10.47	183	4373	138	320	30.13	69.87
9	12	2013	5	17	458	10.47	184	4373	259	199	56.55	43.45
8	10	2013	7	13	457	10.45	185	4373	207	250	45.30	54.70
8	10	2013	7	17	457	10.45	186	4373	271	186	59.30	40.70
9	8	2013	1	12	457	10.45	187	4373	135	322	29.54	70.46
8	30	2013	6	15	456	10.43	188	4373	265	191	58.11	41.89
9	3	2013	3	16	456	10.43	189	4373	218	238	47.81	52.19
9	27	2013	6	16	456	10.43	190	4373	228	228	50.00	50.00
10	10	2013	5	16	456	10.43	191	4373	268	188	58.77	41.23
2	15	2013	6	16	455	10.40	192	4373	294	161	64.62	35.38
2	18	2013	2	12	455	10.40	193	4373	119	336	26.15	73.85
6	16	2013	1	15	455	10.40	194	4373	189	266	41.54	58.46
7	3	2013	4	18	455	10.40	195	4373	285	170	62.64	37.36
7	14	2013	1	13	455	10.40	196	4373	161	294	35.38	64.62
7	14	2013	1	15	455	10.40	197	4373	201	254	44.18	55.82
7	20	2013	7	16	455	10.40	198	4373	206	249	45.27	54.73
8	13	2013	3	16	455	10.40	199	4373	246	209	54.07	45.93
2	15	2013	6	17	454	10.38	200	4373	325	129	71.59	28.41

**SR 195 MP 6.01 UNIONTOWN ADC SITE P13
K FOR PEAK 200 HOURS OF 2013**



AADT= 4538 K 30 FACTOR= 10.29 K 100 FACTOR= 9.65 K 200 FACTOR= 9.14 D 30 FACTOR= 60.17

**SR 195 MP 6.01 UNIONTOWN ADC SITE P13
D % IN THE PEAK 200 HOURS OF 2013**



MO	DY	YR	DAY OF WK	HR	HR VOL	PERCENT OF AADT	HOUR NUMBER	AADT	NORTH VOLUME	SOUTH VOLUME	PERCENT NORTH IS OF TOTAL VOLUME	PERCENT SOUTH IS OF TOTAL VOLUME
6	28	2013	6	17	534	11.77	1	4538	211	323	39.51	60.49
4	12	2013	6	18	526	11.59	2	4538	235	291	44.68	55.32
5	3	2013	6	17	526	11.59	3	4538	252	274	47.91	52.09
4	12	2013	6	17	509	11.22	4	4538	239	270	46.95	53.05
9	13	2013	6	18	509	11.22	5	4538	198	311	38.90	61.10
4	26	2013	6	18	506	11.15	6	4538	182	324	35.97	64.03
4	12	2013	6	16	499	11.00	7	4538	231	268	46.29	53.71
6	14	2013	6	18	494	10.89	8	4538	163	331	33.00	67.00
6	7	2013	6	17	490	10.80	9	4538	202	288	41.22	58.78
9	18	2013	4	18	490	10.80	10	4538	196	294	40.00	60.00
5	9	2013	5	18	488	10.75	11	4538	173	315	35.45	64.55
9	27	2013	6	18	488	10.75	12	4538	185	303	37.91	62.09

MO	DY	YR	DAY OF WK	HR	HR VOL	PERCENT OF AADT	HOUR NUMBER	AADT	NORTH VOLUME	SOUTH VOLUME	PERCENT NORTH IS OF TOTAL VOLUME	PERCENT SOUTH IS OF TOTAL VOLUME
5	10	2013	6	18	483	10.64	13	4538	193	290	39.96	60.04
5	30	2013	5	18	483	10.64	14	4538	200	283	41.41	58.59
5	17	2013	6	17	482	10.62	15	4538	194	288	40.25	59.75
8	16	2013	6	10	480	10.58	16	4538	212	268	44.17	55.83
9	27	2013	6	17	480	10.58	17	4538	218	262	45.42	54.58
5	3	2013	6	18	478	10.53	18	4538	190	288	39.75	60.25
9	11	2013	4	18	477	10.51	19	4538	198	279	41.51	58.49
6	21	2013	6	17	475	10.47	20	4538	175	300	36.84	63.16
8	30	2013	6	17	475	10.47	21	4538	204	271	42.95	57.05
9	13	2013	6	16	475	10.47	22	4538	179	296	37.68	62.32
5	10	2013	6	17	473	10.42	23	4538	182	291	38.48	61.52
7	11	2013	5	18	471	10.38	24	4538	168	303	35.67	64.33
2	8	2013	6	18	470	10.36	25	4538	192	278	40.85	59.15
5	10	2013	6	16	470	10.36	26	4538	199	271	42.34	57.66
8	16	2013	6	12	470	10.36	27	4538	201	269	42.77	57.23
8	30	2013	6	18	470	10.36	28	4538	169	301	35.96	64.04
5	31	2013	6	18	467	10.29	29	4538	170	297	36.40	63.60
9	6	2013	6	18	467	10.29	30	4538	186	281	39.83	60.17
6	14	2013	6	17	466	10.27	31	4538	171	295	36.70	63.30
8	15	2013	5	12	466	10.27	32	4538	187	279	40.13	59.87
9	24	2013	3	18	466	10.27	33	4538	178	288	38.20	61.80
8	1	2013	5	11	465	10.25	34	4538	185	280	39.78	60.22
8	17	2013	7	5	465	10.25	35	4538	267	198	57.42	42.58
9	13	2013	6	17	465	10.25	36	4538	175	290	37.63	62.37
9	20	2013	6	18	465	10.25	37	4538	175	290	37.63	62.37
4	18	2013	5	17	464	10.22	38	4538	178	286	38.36	61.64
6	6	2013	5	18	462	10.18	39	4538	195	267	42.21	57.79
3	29	2013	6	16	458	10.09	40	4538	181	277	39.52	60.48
4	5	2013	6	17	458	10.09	41	4538	170	288	37.12	62.88
6	13	2013	5	18	457	10.07	42	4538	185	272	40.48	59.52
8	23	2013	6	17	457	10.07	43	4538	177	280	38.73	61.27
8	9	2013	6	12	456	10.05	44	4538	174	282	38.16	61.84
9	5	2013	5	18	456	10.05	45	4538	158	298	34.65	65.35
2	15	2013	6	16	455	10.03	46	4538	212	243	46.59	53.41
5	31	2013	6	17	455	10.03	47	4538	190	265	41.76	58.24
8	2	2013	6	12	455	10.03	48	4538	161	294	35.38	64.62
9	27	2013	6	16	455	10.03	49	4538	194	261	42.64	57.36
4	25	2013	5	16	454	10.00	50	4538	176	278	38.77	61.23
8	1	2013	5	10	454	10.00	51	4538	201	253	44.27	55.73
9	12	2013	5	18	454	10.00	52	4538	171	283	37.67	62.33
9	19	2013	5	17	454	10.00	53	4538	205	249	45.15	54.85

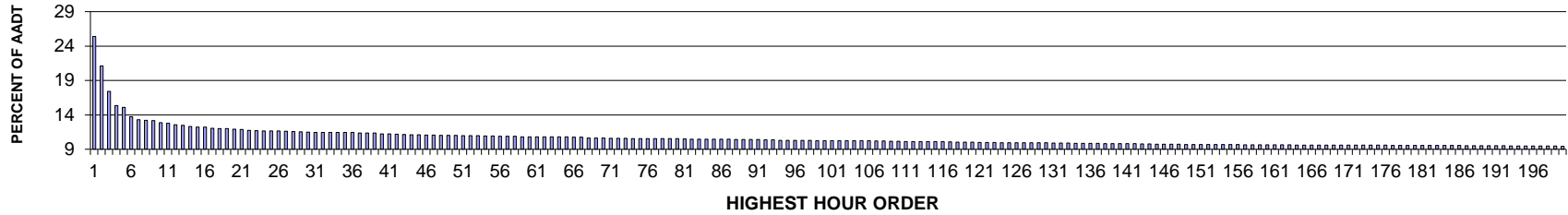
MO	DY	YR	DAY OF WK	HR	HR VOL	PERCENT OF AADT	HOUR NUMBER	AADT	NORTH VOLUME	SOUTH VOLUME	PERCENT NORTH IS OF TOTAL VOLUME	PERCENT SOUTH IS OF TOTAL VOLUME
9	25	2013	4	18	454	10.00	54	4538	178	276	39.21	60.79
5	1	2013	4	18	453	9.98	55	4538	199	254	43.93	56.07
6	7	2013	6	18	453	9.98	56	4538	175	278	38.63	61.37
5	23	2013	5	18	452	9.96	57	4538	160	292	35.40	64.60
6	4	2013	3	17	452	9.96	58	4538	175	277	38.72	61.28
6	5	2013	4	17	452	9.96	59	4538	196	256	43.36	56.64
6	27	2013	5	17	452	9.96	60	4538	188	264	41.59	58.41
9	20	2013	6	16	452	9.96	61	4538	199	253	44.03	55.97
5	7	2013	3	18	451	9.94	62	4538	171	280	37.92	62.08
5	15	2013	4	18	451	9.94	63	4538	190	261	42.13	57.87
8	2	2013	6	10	451	9.94	64	4538	197	254	43.68	56.32
8	17	2013	7	6	451	9.94	65	4538	235	216	52.11	47.89
5	24	2013	6	17	450	9.92	66	4538	189	261	42.00	58.00
7	12	2013	6	16	450	9.92	67	4538	213	237	47.33	52.67
8	16	2013	6	11	450	9.92	68	4538	193	257	42.89	57.11
5	16	2013	5	17	449	9.89	69	4538	193	256	42.98	57.02
8	17	2013	7	8	449	9.89	70	4538	222	227	49.44	50.56
1	18	2013	6	17	448	9.87	71	4538	183	265	40.85	59.15
5	17	2013	6	18	448	9.87	72	4538	167	281	37.28	62.72
6	14	2013	6	16	447	9.85	73	4538	175	272	39.15	60.85
6	20	2013	5	18	446	9.83	74	4538	165	281	37.00	63.00
7	12	2013	6	17	446	9.83	75	4538	172	274	38.57	61.43
8	9	2013	6	11	446	9.83	76	4538	180	266	40.36	59.64
9	20	2013	6	17	446	9.83	77	4538	177	269	39.69	60.31
5	31	2013	6	16	445	9.81	78	4538	206	239	46.29	53.71
6	20	2013	5	17	445	9.81	79	4538	191	254	42.92	57.08
8	30	2013	6	16	445	9.81	80	4538	187	258	42.02	57.98
9	3	2013	3	18	445	9.81	81	4538	171	274	38.43	61.57
7	12	2013	6	18	444	9.78	82	4538	166	278	37.39	62.61
4	19	2013	6	18	443	9.76	83	4538	170	273	38.37	61.63
5	15	2013	4	17	443	9.76	84	4538	182	261	41.08	58.92
5	24	2013	6	15	443	9.76	85	4538	207	236	46.73	53.27
5	24	2013	6	16	443	9.76	86	4538	175	268	39.50	60.50
5	28	2013	3	18	443	9.76	87	4538	178	265	40.18	59.82
5	29	2013	4	18	443	9.76	88	4538	175	268	39.50	60.50
6	13	2013	5	17	442	9.74	89	4538	179	263	40.50	59.50
6	28	2013	6	16	442	9.74	90	4538	212	230	47.96	52.04
6	27	2013	5	18	441	9.72	91	4538	195	246	44.22	55.78
8	9	2013	6	10	441	9.72	92	4538	201	240	45.58	54.42
4	26	2013	6	17	440	9.70	93	4538	176	264	40.00	60.00
9	6	2013	6	17	440	9.70	94	4538	181	259	41.14	58.86

MO	DY	YR	DAY OF WK	HR	HR VOL	PERCENT OF AADT	HOUR NUMBER	AADT	NORTH VOLUME	SOUTH VOLUME	PERCENT NORTH IS OF TOTAL VOLUME	PERCENT SOUTH IS OF TOTAL VOLUME
4	23	2013	3	18	439	9.67	95	4538	165	274	37.59	62.41
6	28	2013	6	18	439	9.67	96	4538	190	249	43.28	56.72
8	23	2013	6	18	439	9.67	97	4538	146	293	33.26	66.74
1	24	2013	5	17	438	9.65	98	4538	205	233	46.80	53.20
3	8	2013	6	18	438	9.65	99	4538	170	268	38.81	61.19
4	24	2013	4	18	438	9.65	100	4538	158	280	36.07	63.93
5	3	2013	6	16	438	9.65	101	4538	196	242	44.75	55.25
8	8	2013	5	12	438	9.65	102	4538	175	263	39.95	60.05
2	1	2013	6	18	437	9.63	103	4538	195	242	44.62	55.38
3	9	2013	7	12	437	9.63	104	4538	181	256	41.42	58.58
4	19	2013	6	16	437	9.63	105	4538	189	248	43.25	56.75
8	20	2013	3	12	437	9.63	106	4538	148	289	33.87	66.13
3	1	2013	6	18	436	9.61	107	4538	165	271	37.84	62.16
8	9	2013	6	9	436	9.61	108	4538	217	219	49.77	50.23
9	14	2013	7	13	436	9.61	109	4538	265	171	60.78	39.22
2	15	2013	6	18	435	9.59	110	4538	174	261	40.00	60.00
8	1	2013	5	12	435	9.59	111	4538	151	284	34.71	65.29
3	29	2013	6	18	434	9.56	112	4538	175	259	40.32	59.68
9	26	2013	5	18	434	9.56	113	4538	168	266	38.71	61.29
3	27	2013	4	18	433	9.54	114	4538	172	261	39.72	60.28
7	3	2013	4	17	433	9.54	115	4538	136	297	31.41	68.59
3	28	2013	5	18	432	9.52	116	4538	178	254	41.20	58.80
6	17	2013	2	18	432	9.52	117	4538	152	280	35.19	64.81
8	6	2013	3	11	432	9.52	118	4538	169	263	39.12	60.88
3	3	2013	1	15	431	9.50	119	4538	241	190	55.92	44.08
3	29	2013	6	17	431	9.50	120	4538	171	260	39.68	60.32
7	11	2013	5	17	431	9.50	121	4538	161	270	37.35	62.65
8	21	2013	4	12	431	9.50	122	4538	175	256	40.60	59.40
5	2	2013	5	18	430	9.48	123	4538	171	259	39.77	60.23
5	16	2013	5	18	429	9.45	124	4538	169	260	39.39	60.61
6	3	2013	2	17	429	9.45	125	4538	155	274	36.13	63.87
6	21	2013	6	16	429	9.45	126	4538	188	241	43.82	56.18
8	8	2013	5	11	429	9.45	127	4538	177	252	41.26	58.74
8	14	2013	4	12	429	9.45	128	4538	165	264	38.46	61.54
8	29	2013	5	17	428	9.43	129	4538	165	263	38.55	61.45
8	29	2013	5	18	428	9.43	130	4538	166	262	38.79	61.21
4	5	2013	6	18	427	9.41	131	4538	169	258	39.58	60.42
4	12	2013	6	19	427	9.41	132	4538	172	255	40.28	59.72
5	23	2013	5	16	427	9.41	133	4538	151	276	35.36	64.64
7	26	2013	6	17	427	9.41	134	4538	158	269	37.00	63.00
8	12	2013	2	12	427	9.41	135	4538	163	264	38.17	61.83

MO	DY	YR	DAY OF WK	HR	HR VOL	PERCENT OF AADT	HOUR NUMBER	AADT	NORTH VOLUME	SOUTH VOLUME	PERCENT NORTH IS OF TOTAL VOLUME	PERCENT SOUTH IS OF TOTAL VOLUME
9	23	2013	2	18	427	9.41	136	4538	153	274	35.83	64.17
5	24	2013	6	18	426	9.39	137	4538	148	278	34.74	65.26
7	25	2013	5	18	426	9.39	138	4538	160	266	37.56	62.44
6	11	2013	3	18	425	9.37	139	4538	148	277	34.82	65.18
9	6	2013	6	16	425	9.37	140	4538	194	231	45.65	54.35
9	16	2013	2	18	425	9.37	141	4538	159	266	37.41	62.59
6	10	2013	2	17	424	9.34	142	4538	162	262	38.21	61.79
6	13	2013	5	16	424	9.34	143	4538	206	218	48.58	51.42
8	2	2013	6	11	424	9.34	144	4538	167	257	39.39	60.61
9	26	2013	5	17	424	9.34	145	4538	168	256	39.62	60.38
4	17	2013	4	18	423	9.32	146	4538	169	254	39.95	60.05
6	21	2013	6	18	423	9.32	147	4538	139	284	32.86	67.14
6	26	2013	4	18	423	9.32	148	4538	154	269	36.41	63.59
8	10	2013	7	10	423	9.32	149	4538	216	207	51.06	48.94
9	4	2013	4	18	423	9.32	150	4538	145	278	34.28	65.72
3	15	2013	6	16	422	9.30	151	4538	180	242	42.65	57.35
4	18	2013	5	16	422	9.30	152	4538	178	244	42.18	57.82
5	17	2013	6	16	422	9.30	153	4538	172	250	40.76	59.24
8	19	2013	2	12	422	9.30	154	4538	142	280	33.65	66.35
3	22	2013	6	17	421	9.28	155	4538	187	234	44.42	55.58
4	5	2013	6	16	421	9.28	156	4538	187	234	44.42	55.58
5	4	2013	7	11	421	9.28	157	4538	236	185	56.06	43.94
6	10	2013	2	18	421	9.28	158	4538	183	238	43.47	56.53
8	6	2013	3	12	421	9.28	159	4538	166	255	39.43	60.57
9	25	2013	4	16	421	9.28	160	4538	197	224	46.79	53.21
12	13	2013	6	17	421	9.28	161	4538	163	258	38.72	61.28
3	8	2013	6	17	420	9.26	162	4538	165	255	39.29	60.71
5	23	2013	5	17	420	9.26	163	4538	169	251	40.24	59.76
6	7	2013	6	16	420	9.26	164	4538	183	237	43.57	56.43
8	7	2013	4	12	420	9.26	165	4538	170	250	40.48	59.52
3	15	2013	6	17	419	9.23	166	4538	192	227	45.82	54.18
4	3	2013	4	17	419	9.23	167	4538	187	232	44.63	55.37
4	11	2013	5	18	419	9.23	168	4538	157	262	37.47	62.53
4	16	2013	3	18	419	9.23	169	4538	147	272	35.08	64.92
6	6	2013	5	17	419	9.23	170	4538	178	241	42.48	57.52
4	13	2013	7	11	418	9.21	171	4538	234	184	55.98	44.02
4	19	2013	6	17	418	9.21	172	4538	163	255	39.00	61.00
4	25	2013	5	18	418	9.21	173	4538	161	257	38.52	61.48
6	18	2013	3	17	418	9.21	174	4538	166	252	39.71	60.29
6	19	2013	4	18	418	9.21	175	4538	161	257	38.52	61.48
7	17	2013	4	18	418	9.21	176	4538	163	255	39.00	61.00

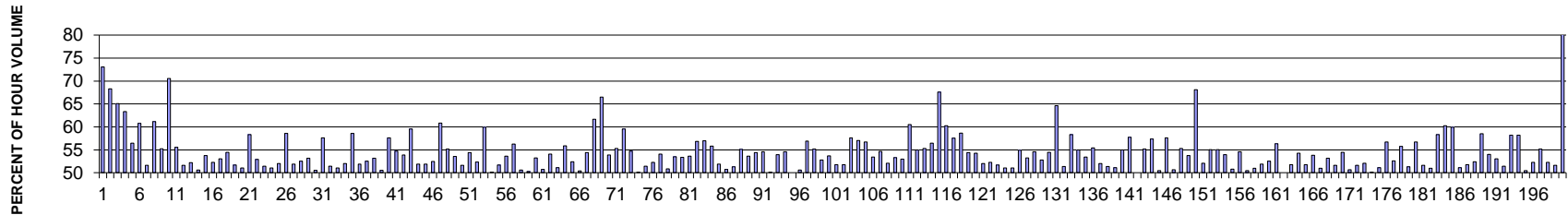
MO	DY	YR	DAY OF WK	HR	HR VOL	PERCENT OF AADT	HOUR NUMBER	AADT	NORTH VOLUME	SOUTH VOLUME	PERCENT NORTH IS OF TOTAL VOLUME	PERCENT SOUTH IS OF TOTAL VOLUME
7	26	2013	6	16	418	9.21	177	4538	176	242	42.11	57.89
8	10	2013	7	6	418	9.21	178	4538	198	220	47.37	52.63
9	4	2013	4	17	418	9.21	179	4538	170	248	40.67	59.33
9	10	2013	3	18	418	9.21	180	4538	155	263	37.08	62.92
3	15	2013	6	18	417	9.19	181	4538	169	248	40.53	59.47
4	18	2013	5	18	417	9.19	182	4538	176	241	42.21	57.79
4	25	2013	5	17	417	9.19	183	4538	173	244	41.49	58.51
5	1	2013	4	17	417	9.19	184	4538	171	246	41.01	58.99
6	5	2013	4	18	417	9.19	185	4538	153	264	36.69	63.31
7	3	2013	4	18	417	9.19	186	4538	137	280	32.85	67.15
7	19	2013	6	17	417	9.19	187	4538	161	256	38.61	61.39
9	18	2013	4	17	417	9.19	188	4538	156	261	37.41	62.59
9	21	2013	7	17	417	9.19	189	4538	277	140	66.43	33.57
4	19	2013	6	15	416	9.17	190	4538	231	185	55.53	44.47
7	26	2013	6	18	416	9.17	191	4538	156	260	37.50	62.50
8	10	2013	7	9	416	9.17	192	4538	186	230	44.71	55.29
8	13	2013	3	12	416	9.17	193	4538	150	266	36.06	63.94
8	29	2013	5	16	416	9.17	194	4538	178	238	42.79	57.21
9	17	2013	3	18	416	9.17	195	4538	147	269	35.34	64.66
9	27	2013	6	15	416	9.17	196	4538	202	214	48.56	51.44
3	8	2013	6	16	415	9.14	197	4538	209	206	50.36	49.64
5	4	2013	7	12	415	9.14	198	4538	200	215	48.19	51.81
5	4	2013	7	13	415	9.14	199	4538	204	211	49.16	50.84
7	25	2013	5	15	415	9.14	200	4538	210	205	50.60	49.40

**SR 195 MP 22.20 PULLMAN ADC SITE P14
K FOR PEAK 200 HOURS OF 2013**



AADT= 3253 K 30 FACTOR= 11.50 K 100 FACTOR= 10.27 K 200 FACTOR= 9.44 D 30 FACTOR= 50.53

**SR 195 MP 22.20 PULLMAN ADC SITE P14
D % IN THE PEAK 200 HOURS OF 2013**



MO	DY	YR	DAY OF WK	HR	HR VOL	PERCENT OF AADT	HOUR NUMBER	AADT	NORTH VOLUME	SOUTH VOLUME	PERCENT NORTH IS OF TOTAL VOLUME	PERCENT SOUTH IS OF TOTAL VOLUME
10	11	2013	6	18	827	25.42	1	3253	223	604	26.96	73.04
10	11	2013	6	17	687	21.12	2	3253	218	469	31.73	68.27
4	12	2013	6	17	567	17.43	3	3253	198	369	34.92	65.08
4	12	2013	6	16	499	15.34	4	3253	183	316	36.67	63.33
4	12	2013	6	18	491	15.09	5	3253	214	277	43.58	56.42
10	11	2013	6	19	446	13.71	6	3253	175	271	39.24	60.76
5	3	2013	6	17	432	13.28	7	3253	209	223	48.38	51.62
8	30	2013	6	17	430	13.22	8	3253	263	167	61.16	38.84
10	11	2013	6	16	429	13.19	9	3253	192	237	44.76	55.24
11	23	2013	7	18	418	12.85	10	3253	295	123	70.57	29.43
8	30	2013	6	16	416	12.79	11	3253	231	185	55.53	44.47
9	13	2013	6	18	409	12.57	12	3253	198	211	48.41	51.59

MO	DY	YR	DAY OF WK	HR	HR VOL	PERCENT OF AADT	HOUR NUMBER	AADT	NORTH VOLUME	SOUTH VOLUME	PERCENT NORTH IS OF TOTAL VOLUME	PERCENT SOUTH IS OF TOTAL VOLUME
8	23	2013	6	17	406	12.48	13	3253	212	194	52.22	47.78
5	3	2013	6	18	401	12.33	14	3253	203	198	50.62	49.38
10	18	2013	6	17	398	12.23	15	3253	214	184	53.77	46.23
11	27	2013	4	16	398	12.23	16	3253	208	190	52.26	47.74
10	18	2013	6	18	392	12.05	17	3253	184	208	46.94	53.06
9	13	2013	6	17	391	12.02	18	3253	178	213	45.52	54.48
11	27	2013	4	15	391	12.02	19	3253	202	189	51.66	48.34
9	27	2013	6	18	388	11.93	20	3253	190	198	48.97	51.03
8	17	2013	7	11	386	11.87	21	3253	225	161	58.29	41.71
6	28	2013	6	18	382	11.74	22	3253	202	180	52.88	47.12
9	13	2013	6	16	381	11.71	23	3253	185	196	48.56	51.44
10	4	2013	6	18	380	11.68	24	3253	194	186	51.05	48.95
9	20	2013	6	18	379	11.65	25	3253	197	182	51.98	48.02
11	22	2013	6	16	379	11.65	26	3253	222	157	58.58	41.42
10	18	2013	6	16	378	11.62	27	3253	196	182	51.85	48.15
5	24	2013	6	17	377	11.59	28	3253	179	198	47.48	52.52
9	27	2013	6	16	376	11.56	29	3253	200	176	53.19	46.81
7	12	2013	6	17	374	11.50	30	3253	189	185	50.53	49.47
4	26	2013	6	18	373	11.47	31	3253	158	215	42.36	57.64
7	12	2013	6	16	373	11.47	32	3253	204	169	54.69	45.31
11	1	2013	6	18	373	11.47	33	3253	201	172	53.89	46.11
11	22	2013	6	17	373	11.47	34	3253	222	151	59.52	40.48
5	10	2013	6	18	372	11.44	35	3253	179	193	48.12	51.88
11	22	2013	6	18	372	11.44	36	3253	193	179	51.88	48.12
6	21	2013	6	16	370	11.37	37	3253	194	176	52.43	47.57
6	28	2013	6	17	370	11.37	38	3253	225	145	60.81	39.19
10	11	2013	6	15	370	11.37	39	3253	166	204	44.86	55.14
10	4	2013	6	17	366	11.25	40	3253	196	170	53.55	46.45
11	8	2013	6	17	366	11.25	41	3253	189	177	51.64	48.36
6	28	2013	6	16	364	11.19	42	3253	198	166	54.40	45.60
9	27	2013	6	17	363	11.16	43	3253	190	173	52.34	47.66
8	17	2013	7	12	362	11.13	44	3253	217	145	59.94	40.06
6	14	2013	6	17	361	11.10	45	3253	181	180	50.14	49.86
5	3	2013	6	16	360	11.07	46	3253	174	186	48.33	51.67
5	24	2013	6	16	360	11.07	47	3253	193	167	53.61	46.39
4	26	2013	6	16	359	11.04	48	3253	202	157	56.27	43.73
6	21	2013	6	15	358	11.01	49	3253	181	177	50.56	49.44
10	25	2013	6	17	358	11.01	50	3253	180	178	50.28	49.72
5	10	2013	6	16	357	10.97	51	3253	167	190	46.78	53.22
5	17	2013	6	17	357	10.97	52	3253	181	176	50.70	49.30
8	30	2013	6	18	357	10.97	53	3253	193	164	54.06	45.94

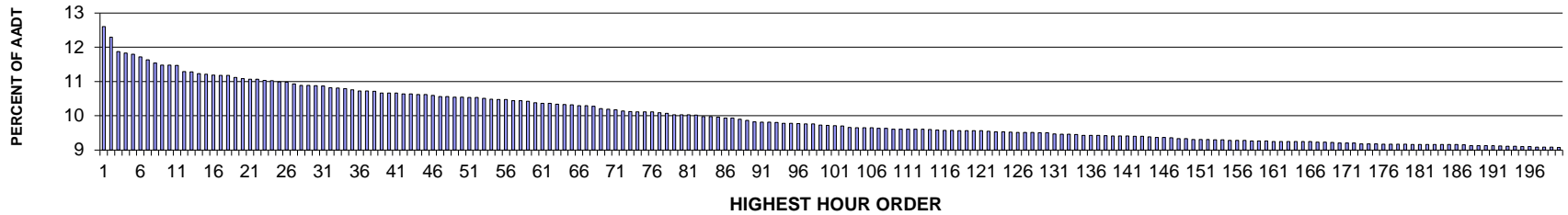
MO	DY	YR	DAY OF WK	HR	HR VOL	PERCENT OF AADT	HOUR NUMBER	AADT	NORTH VOLUME	SOUTH VOLUME	PERCENT NORTH IS OF TOTAL VOLUME	PERCENT SOUTH IS OF TOTAL VOLUME
5	10	2013	6	17	356	10.94	54	3253	182	174	51.12	48.88
8	17	2013	7	13	356	10.94	55	3253	199	157	55.90	44.10
4	5	2013	6	17	355	10.91	56	3253	169	186	47.61	52.39
5	17	2013	6	18	355	10.91	57	3253	179	176	50.42	49.58
6	21	2013	6	17	355	10.91	58	3253	162	193	45.63	54.37
9	6	2013	6	17	352	10.82	59	3253	217	135	61.65	38.35
11	23	2013	7	11	352	10.82	60	3253	118	234	33.52	66.48
9	6	2013	6	18	351	10.79	61	3253	189	162	53.85	46.15
10	3	2013	5	16	351	10.79	62	3253	194	157	55.27	44.73
11	8	2013	6	16	351	10.79	63	3253	209	142	59.54	40.46
11	8	2013	6	18	351	10.79	64	3253	192	159	54.70	45.30
11	27	2013	4	17	351	10.79	65	3253	175	176	49.86	50.14
3	15	2013	6	16	350	10.76	66	3253	180	170	51.43	48.57
5	31	2013	6	18	350	10.76	67	3253	167	183	47.71	52.29
4	12	2013	6	15	346	10.64	68	3253	159	187	45.95	54.05
4	19	2013	6	18	346	10.64	69	3253	170	176	49.13	50.87
9	6	2013	6	15	346	10.64	70	3253	185	161	53.47	46.53
6	14	2013	6	18	345	10.61	71	3253	161	184	46.67	53.33
10	31	2013	5	17	345	10.61	72	3253	160	185	46.38	53.62
11	22	2013	6	15	345	10.61	73	3253	196	149	56.81	43.19
4	19	2013	6	16	344	10.57	74	3253	196	148	56.98	43.02
6	20	2013	5	18	344	10.57	75	3253	192	152	55.81	44.19
3	29	2013	6	14	343	10.54	76	3253	178	165	51.90	48.10
4	5	2013	6	18	343	10.54	77	3253	169	174	49.27	50.73
6	13	2013	5	17	343	10.54	78	3253	167	176	48.69	51.31
9	20	2013	6	16	343	10.54	79	3253	189	154	55.10	44.90
11	1	2013	6	16	343	10.54	80	3253	184	159	53.64	46.36
10	4	2013	6	16	342	10.51	81	3253	186	156	54.39	45.61
4	26	2013	6	17	341	10.48	82	3253	155	186	45.45	54.55
5	4	2013	7	12	341	10.48	83	3253	170	171	49.85	50.15
10	25	2013	6	16	341	10.48	84	3253	184	157	53.96	46.04
11	27	2013	4	14	341	10.48	85	3253	186	155	54.55	45.45
9	6	2013	6	14	340	10.45	86	3253	170	170	50.00	50.00
11	1	2013	6	17	340	10.45	87	3253	168	172	49.41	50.59
5	24	2013	6	18	339	10.42	88	3253	146	193	43.07	56.93
6	20	2013	5	17	339	10.42	89	3253	187	152	55.16	44.84
8	23	2013	6	16	339	10.42	90	3253	179	160	52.80	47.20
9	20	2013	6	17	339	10.42	91	3253	182	157	53.69	46.31
3	29	2013	6	17	338	10.39	92	3253	175	163	51.78	48.22
4	19	2013	6	17	338	10.39	93	3253	163	175	48.22	51.78
6	28	2013	6	15	335	10.30	94	3253	193	142	57.61	42.39

MO	DY	YR	DAY OF WK	HR	HR VOL	PERCENT OF AADT	HOUR NUMBER	AADT	NORTH VOLUME	SOUTH VOLUME	PERCENT NORTH IS OF TOTAL VOLUME	PERCENT SOUTH IS OF TOTAL VOLUME
7	3	2013	4	18	335	10.30	95	3253	144	191	42.99	57.01
8	14	2013	4	18	335	10.30	96	3253	190	145	56.72	43.28
9	19	2013	5	17	335	10.30	97	3253	179	156	53.43	46.57
10	25	2013	6	18	335	10.30	98	3253	152	183	45.37	54.63
3	22	2013	6	17	334	10.27	99	3253	174	160	52.10	47.90
5	4	2013	7	13	334	10.27	100	3253	178	156	53.29	46.71
6	14	2013	6	16	334	10.27	101	3253	157	177	47.01	52.99
6	28	2013	6	13	334	10.27	102	3253	202	132	60.48	39.52
5	31	2013	6	17	333	10.24	103	3253	150	183	45.05	54.95
6	28	2013	6	14	333	10.24	104	3253	184	149	55.26	44.74
10	12	2013	7	13	333	10.24	105	3253	145	188	43.54	56.46
11	23	2013	7	17	333	10.24	106	3253	225	108	67.57	32.43
9	14	2013	7	14	332	10.21	107	3253	132	200	39.76	60.24
9	27	2013	6	15	332	10.21	108	3253	191	141	57.53	42.47
8	30	2013	6	14	331	10.18	109	3253	194	137	58.61	41.39
9	6	2013	6	16	331	10.18	110	3253	180	151	54.38	45.62
7	3	2013	4	16	330	10.14	111	3253	179	151	54.24	45.76
3	29	2013	6	16	329	10.11	112	3253	158	171	48.02	51.98
5	5	2013	1	16	329	10.11	113	3253	172	157	52.28	47.72
6	21	2013	6	14	329	10.11	114	3253	170	159	51.67	48.33
8	15	2013	5	18	329	10.11	115	3253	168	161	51.06	48.94
10	10	2013	5	17	329	10.11	116	3253	161	168	48.94	51.06
10	3	2013	5	18	328	10.08	117	3253	180	148	54.88	45.12
7	3	2013	4	17	327	10.05	118	3253	153	174	46.79	53.21
7	12	2013	6	15	326	10.02	119	3253	178	148	54.60	45.40
10	18	2013	6	15	326	10.02	120	3253	172	154	52.76	47.24
7	12	2013	6	11	325	9.99	121	3253	177	148	54.46	45.54
10	12	2013	7	17	325	9.99	122	3253	115	210	35.38	64.62
10	17	2013	5	17	325	9.99	123	3253	167	158	51.38	48.62
5	3	2013	6	15	324	9.96	124	3253	189	135	58.33	41.67
10	4	2013	6	15	324	9.96	125	3253	178	146	54.94	45.06
10	31	2013	5	16	324	9.96	126	3253	151	173	46.60	53.40
3	15	2013	6	15	323	9.93	127	3253	179	144	55.42	44.58
8	22	2013	5	15	323	9.93	128	3253	155	168	47.99	52.01
10	17	2013	5	18	323	9.93	129	3253	166	157	51.39	48.61
12	23	2013	2	17	323	9.93	130	3253	158	165	48.92	51.08
9	20	2013	6	15	322	9.90	131	3253	177	145	54.97	45.03
11	27	2013	4	18	322	9.90	132	3253	136	186	42.24	57.76
12	23	2013	2	16	322	9.90	133	3253	161	161	50.00	50.00
4	25	2013	5	16	321	9.87	134	3253	177	144	55.14	44.86
5	11	2013	7	12	321	9.87	135	3253	184	137	57.32	42.68

MO	DY	YR	DAY OF WK	HR	HR VOL	PERCENT OF AADT	HOUR NUMBER	AADT	NORTH VOLUME	SOUTH VOLUME	PERCENT NORTH IS OF TOTAL VOLUME	PERCENT SOUTH IS OF TOTAL VOLUME
9	2	2013	2	15	321	9.87	136	3253	159	162	49.53	50.47
10	12	2013	7	15	321	9.87	137	3253	136	185	42.37	57.63
7	3	2013	4	15	320	9.84	138	3253	158	162	49.38	50.63
7	12	2013	6	18	320	9.84	139	3253	177	143	55.31	44.69
8	30	2013	6	15	320	9.84	140	3253	172	148	53.75	46.25
10	13	2013	1	12	320	9.84	141	3253	218	102	68.13	31.88
6	21	2013	6	18	319	9.81	142	3253	153	166	47.96	52.04
8	24	2013	7	12	318	9.78	143	3253	143	175	44.97	55.03
10	31	2013	5	18	318	9.78	144	3253	143	175	44.97	55.03
5	3	2013	6	14	317	9.74	145	3253	171	146	53.94	46.06
5	10	2013	6	15	317	9.74	146	3253	161	156	50.79	49.21
5	17	2013	6	16	317	9.74	147	3253	173	144	54.57	45.43
10	12	2013	7	12	317	9.74	148	3253	157	160	49.53	50.47
6	3	2013	2	17	316	9.71	149	3253	161	155	50.95	49.05
7	18	2013	5	18	316	9.71	150	3253	164	152	51.90	48.10
9	12	2013	5	17	316	9.71	151	3253	166	150	52.53	47.47
11	8	2013	6	15	316	9.71	152	3253	178	138	56.33	43.67
12	1	2013	1	14	316	9.71	153	3253	158	158	50.00	50.00
9	2	2013	2	16	315	9.68	154	3253	152	163	48.25	51.75
9	13	2013	6	19	315	9.68	155	3253	171	144	54.29	45.71
10	10	2013	5	18	315	9.68	156	3253	163	152	51.75	48.25
4	4	2013	5	15	314	9.65	157	3253	169	145	53.82	46.18
5	3	2013	6	13	314	9.65	158	3253	160	154	50.96	49.04
8	23	2013	6	18	314	9.65	159	3253	167	147	53.18	46.82
9	5	2013	5	18	314	9.65	160	3253	162	152	51.59	48.41
11	1	2013	6	15	314	9.65	161	3253	171	143	54.46	45.54
12	1	2013	1	15	314	9.65	162	3253	155	159	49.36	50.64
12	23	2013	2	14	314	9.65	163	3253	152	162	48.41	51.59
7	18	2013	5	17	313	9.62	164	3253	163	150	52.08	47.92
8	22	2013	5	16	313	9.62	165	3253	157	156	50.16	49.84
9	2	2013	2	14	313	9.62	166	3253	160	153	51.12	48.88
6	13	2013	5	16	312	9.59	167	3253	177	135	56.73	43.27
6	14	2013	6	12	312	9.59	168	3253	148	164	47.44	52.56
7	10	2013	4	17	312	9.59	169	3253	174	138	55.77	44.23
8	14	2013	4	17	312	9.59	170	3253	160	152	51.28	48.72
8	29	2013	5	17	312	9.59	171	3253	177	135	56.73	43.27
9	26	2013	5	16	312	9.59	172	3253	161	151	51.60	48.40
10	2	2013	4	18	312	9.59	173	3253	159	153	50.96	49.04
10	3	2013	5	15	312	9.59	174	3253	182	130	58.33	41.67
10	12	2013	7	16	312	9.59	175	3253	124	188	39.74	60.26
11	23	2013	7	12	312	9.59	176	3253	125	187	40.06	59.94

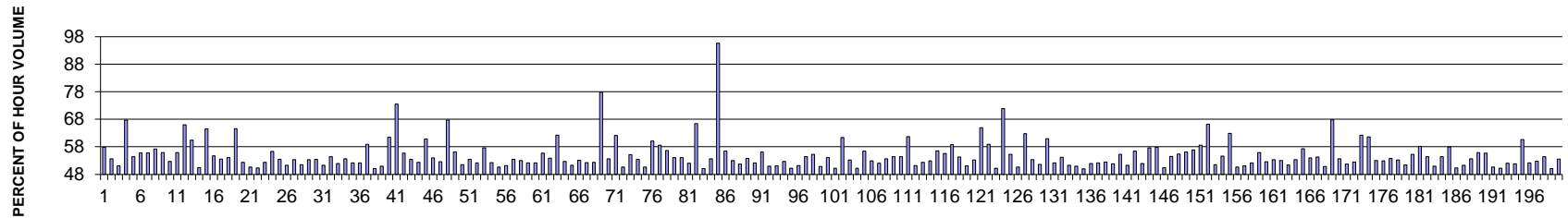
MO	DY	YR	DAY OF WK	HR	HR VOL	PERCENT OF AADT	HOUR NUMBER	AADT	NORTH VOLUME	SOUTH VOLUME	PERCENT NORTH IS OF TOTAL VOLUME	PERCENT SOUTH IS OF TOTAL VOLUME
6	10	2013	2	17	311	9.56	177	3253	159	152	51.13	48.87
6	27	2013	5	17	311	9.56	178	3253	161	150	51.77	48.23
7	11	2013	5	15	311	9.56	179	3253	163	148	52.41	47.59
7	12	2013	6	14	311	9.56	180	3253	182	129	58.52	41.48
8	18	2013	1	16	311	9.56	181	3253	143	168	45.98	54.02
9	12	2013	5	18	311	9.56	182	3253	165	146	53.05	46.95
9	14	2013	7	11	311	9.56	183	3253	151	160	48.55	51.45
9	14	2013	7	12	311	9.56	184	3253	130	181	41.80	58.20
10	5	2013	7	13	311	9.56	185	3253	181	130	58.20	41.80
11	9	2013	7	12	311	9.56	186	3253	154	157	49.52	50.48
4	12	2013	6	19	310	9.53	187	3253	162	148	52.26	47.74
5	24	2013	6	14	310	9.53	188	3253	139	171	44.84	55.16
7	18	2013	5	16	310	9.53	189	3253	162	148	52.26	47.74
8	21	2013	4	17	310	9.53	190	3253	150	160	48.39	51.61
10	12	2013	7	24	310	9.53	191	3253	282	28	90.97	9.03
10	31	2013	5	15	310	9.53	192	3253	157	153	50.65	49.35
6	21	2013	6	13	309	9.50	193	3253	167	142	54.05	45.95
9	13	2013	6	15	309	9.50	194	3253	166	143	53.72	46.28
10	5	2013	7	11	309	9.50	195	3253	177	132	57.28	42.72
12	23	2013	2	12	309	9.50	196	3253	148	161	47.90	52.10
4	4	2013	5	17	308	9.47	197	3253	181	127	58.77	41.23
12	1	2013	1	16	308	9.47	198	3253	122	186	39.61	60.39
12	6	2013	6	16	308	9.47	199	3253	182	126	59.09	40.91

**SR 195 MP 87.70 SPANGLE ADC SITE P15
K FOR PEAK 200 HOURS OF 2013**



AADT= 8014 K 30 FACTOR= 10.88 K 100 FACTOR= 9.72 K 200 FACTOR= 9.07 D 30 FACTOR= 53.44

**SR 195 MP 87.70 SPANGLE ADC SITE P15
D % IN THE PEAK 200 HOURS OF 2013**



MO	DY	YR	DAY OF WK	HR	HR VOL	PERCENT OF AADT	HOUR NUMBER	AADT	NORTH VOLUME	SOUTH VOLUME	PERCENT NORTH IS OF TOTAL VOLUME	PERCENT SOUTH IS OF TOTAL VOLUME
10	11	2013	6	17	1010	12.60	1	8014	426	584	42.18	57.82
10	11	2013	6	18	985	12.29	2	8014	457	528	46.40	53.60
11	8	2013	6	17	951	11.87	3	8014	486	465	51.10	48.90
11	23	2013	7	10	948	11.83	4	8014	306	642	32.28	67.72
10	18	2013	6	17	946	11.80	5	8014	431	515	45.56	54.44
11	1	2013	6	17	939	11.72	6	8014	415	524	44.20	55.80
5	3	2013	6	17	932	11.63	7	8014	412	520	44.21	55.79
9	20	2013	6	17	925	11.54	8	8014	396	529	42.81	57.19
10	11	2013	6	16	920	11.48	9	8014	406	514	44.13	55.87
11	22	2013	6	17	920	11.48	10	8014	485	435	52.72	47.28
9	6	2013	6	18	919	11.47	11	8014	405	514	44.07	55.93
10	31	2013	5	17	905	11.29	12	8014	308	597	34.03	65.97

MO	DY	YR	DAY OF WK	HR	HR VOL	PERCENT OF AADT	HOUR NUMBER	AADT	NORTH VOLUME	SOUTH VOLUME	PERCENT NORTH IS OF TOTAL VOLUME	PERCENT SOUTH IS OF TOTAL VOLUME
11	23	2013	7	11	904	11.28	13	8014	358	546	39.60	60.40
10	4	2013	6	18	900	11.23	14	8014	454	446	50.44	49.56
9	14	2013	7	13	898	11.21	15	8014	319	579	35.52	64.48
10	4	2013	6	17	897	11.19	16	8014	406	491	45.26	54.74
5	3	2013	6	18	896	11.18	17	8014	416	480	46.43	53.57
11	1	2013	6	18	896	11.18	18	8014	411	485	45.87	54.13
10	12	2013	7	16	891	11.12	19	8014	315	576	35.35	64.65
11	8	2013	6	18	888	11.08	20	8014	465	423	52.36	47.64
3	29	2013	6	17	887	11.07	21	8014	449	438	50.62	49.38
4	12	2013	6	18	887	11.07	22	8014	446	441	50.28	49.72
4	19	2013	6	17	884	11.03	23	8014	421	463	47.62	52.38
2	15	2013	6	17	883	11.02	24	8014	497	386	56.29	43.71
9	20	2013	6	18	881	10.99	25	8014	410	471	46.54	53.46
3	8	2013	6	17	880	10.98	26	8014	451	429	51.25	48.75
10	18	2013	6	16	876	10.93	27	8014	467	409	53.31	46.69
3	8	2013	6	18	873	10.89	28	8014	450	423	51.55	48.45
9	13	2013	6	18	873	10.89	29	8014	407	466	46.62	53.38
11	22	2013	6	18	872	10.88	30	8014	466	406	53.44	46.56
10	25	2013	6	17	871	10.87	31	8014	424	447	48.68	51.32
4	12	2013	6	17	867	10.82	32	8014	395	472	45.56	54.44
6	21	2013	6	17	866	10.81	33	8014	416	450	48.04	51.96
4	12	2013	6	16	865	10.79	34	8014	401	464	46.36	53.64
9	27	2013	6	17	862	10.76	35	8014	412	450	47.80	52.20
9	6	2013	6	17	859	10.72	36	8014	411	448	47.85	52.15
11	22	2013	6	16	859	10.72	37	8014	506	353	58.91	41.09
10	18	2013	6	18	858	10.71	38	8014	430	428	50.12	49.88
7	26	2013	6	17	854	10.66	39	8014	419	435	49.06	50.94
9	14	2013	7	12	854	10.66	40	8014	329	525	38.52	61.48
11	23	2013	7	19	854	10.66	41	8014	628	226	73.54	26.46
3	1	2013	6	17	853	10.64	42	8014	378	475	44.31	55.69
8	30	2013	6	18	853	10.64	43	8014	456	397	53.46	46.54
2	15	2013	6	18	851	10.62	44	8014	446	405	52.41	47.59
10	12	2013	7	14	851	10.62	45	8014	333	518	39.13	60.87
8	30	2013	6	16	849	10.59	46	8014	458	391	53.95	46.05
9	27	2013	6	18	846	10.56	47	8014	401	445	47.40	52.60
10	12	2013	7	17	846	10.56	48	8014	273	573	32.27	67.73
5	3	2013	6	16	845	10.54	49	8014	371	474	43.91	56.09
9	13	2013	6	17	845	10.54	50	8014	410	435	48.52	51.48
5	17	2013	6	17	844	10.53	51	8014	393	451	46.56	53.44
10	11	2013	6	15	844	10.53	52	8014	404	440	47.87	52.13
4	26	2013	6	17	842	10.51	53	8014	357	485	42.40	57.60

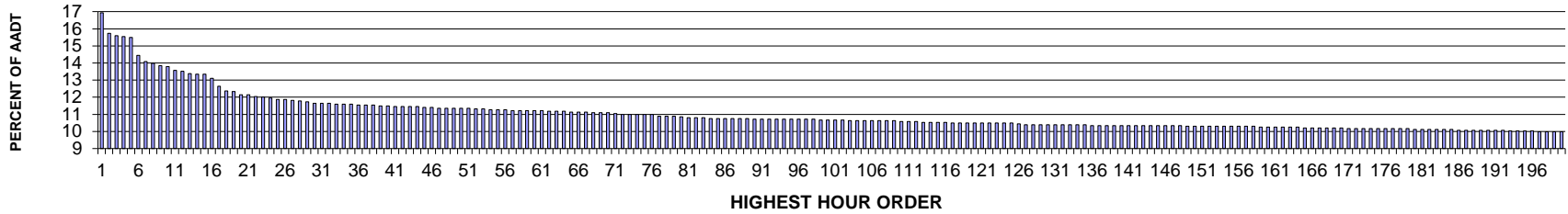
MO	DY	YR	DAY OF WK	HR	HR VOL	PERCENT OF AADT	HOUR NUMBER	AADT	NORTH VOLUME	SOUTH VOLUME	PERCENT NORTH IS OF TOTAL VOLUME	PERCENT SOUTH IS OF TOTAL VOLUME
6	21	2013	6	18	840	10.48	54	8014	401	439	47.74	52.26
8	30	2013	6	17	839	10.47	55	8014	414	425	49.34	50.66
10	25	2013	6	18	839	10.47	56	8014	410	429	48.87	51.13
5	10	2013	6	17	837	10.44	57	8014	390	447	46.59	53.41
5	24	2013	6	16	837	10.44	58	8014	393	444	46.95	53.05
3	23	2013	7	17	835	10.42	59	8014	435	400	52.10	47.90
4	5	2013	6	16	832	10.38	60	8014	434	398	52.16	47.84
8	23	2013	6	17	830	10.36	61	8014	368	462	44.34	55.66
10	4	2013	6	16	830	10.36	62	8014	447	383	53.86	46.14
10	31	2013	5	18	829	10.34	63	8014	313	516	37.76	62.24
9	25	2013	4	18	828	10.33	64	8014	392	436	47.34	52.66
6	14	2013	6	17	827	10.32	65	8014	403	424	48.73	51.27
6	28	2013	6	16	825	10.29	66	8014	438	387	53.09	46.91
9	13	2013	6	16	825	10.29	67	8014	394	431	47.76	52.24
4	26	2013	6	16	824	10.28	68	8014	393	431	47.69	52.31
9	14	2013	7	21	818	10.21	69	8014	636	182	77.75	22.25
5	4	2013	7	13	817	10.19	70	8014	438	379	53.61	46.39
10	13	2013	1	13	815	10.17	71	8014	506	309	62.09	37.91
10	12	2013	7	13	813	10.14	72	8014	401	412	49.32	50.68
5	4	2013	7	11	811	10.12	73	8014	447	364	55.12	44.88
5	17	2013	6	16	810	10.11	74	8014	377	433	46.54	53.46
6	14	2013	6	18	810	10.11	75	8014	400	410	49.38	50.62
10	31	2013	5	16	810	10.11	76	8014	323	487	39.88	60.12
5	4	2013	7	14	809	10.09	77	8014	474	335	58.59	41.41
3	8	2013	6	16	807	10.07	78	8014	457	350	56.63	43.37
3	1	2013	6	18	804	10.03	79	8014	369	435	45.90	54.10
6	28	2013	6	18	804	10.03	80	8014	435	369	54.10	45.90
11	8	2013	6	16	804	10.03	81	8014	418	386	51.99	48.01
9	21	2013	7	16	803	10.02	82	8014	270	533	33.62	66.38
8	23	2013	6	18	800	9.98	83	8014	399	401	49.88	50.13
11	27	2013	4	17	800	9.98	84	8014	371	429	46.38	53.63
10	13	2013	1	1	798	9.96	85	8014	763	35	95.61	4.39
2	15	2013	6	16	796	9.93	86	8014	449	347	56.41	43.59
3	22	2013	6	17	796	9.93	87	8014	374	422	46.98	53.02
11	1	2013	6	16	793	9.90	88	8014	410	383	51.70	48.30
4	5	2013	6	17	790	9.86	89	8014	365	425	46.20	53.80
6	28	2013	6	17	787	9.82	90	8014	410	377	52.10	47.90
5	31	2013	6	18	786	9.81	91	8014	345	441	43.89	56.11
11	15	2013	6	16	786	9.81	92	8014	385	401	48.98	51.02
11	21	2013	5	17	785	9.80	93	8014	384	401	48.92	51.08
9	27	2013	6	16	784	9.78	94	8014	413	371	52.68	47.32

MO	DY	YR	DAY OF WK	HR	HR VOL	PERCENT OF AADT	HOUR NUMBER	AADT	NORTH VOLUME	SOUTH VOLUME	PERCENT NORTH IS OF TOTAL VOLUME	PERCENT SOUTH IS OF TOTAL VOLUME
12	13	2013	6	17	784	9.78	95	8014	390	394	49.74	50.26
4	19	2013	6	16	783	9.77	96	8014	401	382	51.21	48.79
8	23	2013	6	16	782	9.76	97	8014	357	425	45.65	54.35
10	13	2013	1	14	782	9.76	98	8014	432	350	55.24	44.76
3	1	2013	6	16	780	9.73	99	8014	397	383	50.90	49.10
9	6	2013	6	16	779	9.72	100	8014	421	358	54.04	45.96
2	22	2013	6	17	778	9.71	101	8014	391	387	50.26	49.74
5	4	2013	7	17	777	9.70	102	8014	477	300	61.39	38.61
5	31	2013	6	17	774	9.66	103	8014	362	412	46.77	53.23
5	10	2013	6	16	773	9.65	104	8014	388	385	50.19	49.81
9	12	2013	5	17	773	9.65	105	8014	337	436	43.60	56.40
11	27	2013	4	16	773	9.65	106	8014	409	364	52.91	47.09
5	10	2013	6	18	772	9.63	107	8014	370	402	47.93	52.07
8	9	2013	6	17	772	9.63	108	8014	358	414	46.37	53.63
3	22	2013	6	18	770	9.61	109	8014	351	419	45.58	54.42
5	23	2013	5	17	770	9.61	110	8014	351	419	45.58	54.42
9	14	2013	7	14	770	9.61	111	8014	295	475	38.31	61.69
10	12	2013	7	12	770	9.61	112	8014	394	376	51.17	48.83
10	13	2013	1	17	770	9.61	113	8014	367	403	47.66	52.34
2	1	2013	6	17	769	9.60	114	8014	362	407	47.07	52.93
9	14	2013	7	11	768	9.58	115	8014	334	434	43.49	56.51
8	15	2013	5	17	767	9.57	116	8014	341	426	44.46	55.54
10	4	2013	6	19	767	9.57	117	8014	316	451	41.20	58.80
5	2	2013	5	17	766	9.56	118	8014	350	416	45.69	54.31
5	3	2013	6	15	766	9.56	119	8014	375	391	48.96	51.04
5	23	2013	5	18	766	9.56	120	8014	358	408	46.74	53.26
10	12	2013	7	15	766	9.56	121	8014	269	497	35.12	64.88
2	18	2013	2	17	765	9.55	122	8014	314	451	41.05	58.95
4	12	2013	6	15	764	9.53	123	8014	380	384	49.74	50.26
9	21	2013	7	17	764	9.53	124	8014	215	549	28.14	71.86
8	16	2013	6	18	763	9.52	125	8014	341	422	44.69	55.31
2	22	2013	6	18	762	9.51	126	8014	376	386	49.34	50.66
5	5	2013	1	15	762	9.51	127	8014	284	478	37.27	62.73
6	20	2013	5	18	762	9.51	128	8014	356	406	46.72	53.28
3	29	2013	6	18	761	9.50	129	8014	368	393	48.36	51.64
11	11	2013	2	18	761	9.50	130	8014	297	464	39.03	60.97
5	31	2013	6	16	759	9.47	131	8014	396	363	52.17	47.83
2	1	2013	6	18	758	9.46	132	8014	347	411	45.78	54.22
7	18	2013	5	18	758	9.46	133	8014	369	389	48.68	51.32
3	29	2013	6	16	757	9.45	134	8014	386	371	50.99	49.01
5	17	2013	6	18	756	9.43	135	8014	378	378	50.00	50.00

MO	DY	YR	DAY OF WK	HR	HR VOL	PERCENT OF AADT	HOUR NUMBER	AADT	NORTH VOLUME	SOUTH VOLUME	PERCENT NORTH IS OF TOTAL VOLUME	PERCENT SOUTH IS OF TOTAL VOLUME
5	24	2013	6	17	756	9.43	136	8014	363	393	48.02	51.98
8	8	2013	5	18	756	9.43	137	8014	362	394	47.88	52.12
4	18	2013	5	18	755	9.42	138	8014	359	396	47.55	52.45
6	13	2013	5	17	754	9.41	139	8014	363	391	48.14	51.86
10	5	2013	7	11	754	9.41	140	8014	417	337	55.31	44.69
10	25	2013	6	16	754	9.41	141	8014	367	387	48.67	51.33
4	26	2013	6	18	753	9.40	142	8014	328	425	43.56	56.44
7	12	2013	6	18	753	9.40	143	8014	362	391	48.07	51.93
5	2	2013	5	18	752	9.38	144	8014	319	433	42.42	57.58
8	9	2013	6	18	751	9.37	145	8014	317	434	42.21	57.79
9	20	2013	6	16	751	9.37	146	8014	379	372	50.47	49.53
10	10	2013	5	18	750	9.36	147	8014	341	409	45.47	54.53
3	15	2013	6	17	748	9.33	148	8014	334	414	44.65	55.35
11	15	2013	6	17	748	9.33	149	8014	328	420	43.85	56.15
4	4	2013	5	17	746	9.31	150	8014	322	424	43.16	56.84
9	21	2013	7	14	746	9.31	151	8014	309	437	41.42	58.58
9	21	2013	7	15	746	9.31	152	8014	252	494	33.78	66.22
3	22	2013	6	16	745	9.30	153	8014	361	384	48.46	51.54
11	27	2013	4	18	745	9.30	154	8014	338	407	45.37	54.63
3	23	2013	7	11	744	9.28	155	8014	468	276	62.90	37.10
8	22	2013	5	17	744	9.28	156	8014	367	377	49.33	50.67
10	3	2013	5	17	744	9.28	157	8014	364	380	48.92	51.08
7	12	2013	6	16	742	9.26	158	8014	355	387	47.84	52.16
7	19	2013	6	16	742	9.26	159	8014	415	327	55.93	44.07
9	20	2013	6	19	742	9.26	160	8014	352	390	47.44	52.56
4	19	2013	6	18	741	9.25	161	8014	346	395	46.69	53.31
6	14	2013	6	15	741	9.25	162	8014	348	393	46.96	53.04
6	20	2013	5	17	741	9.25	163	8014	360	381	48.58	51.42
8	30	2013	6	15	741	9.25	164	8014	395	346	53.31	46.69
10	3	2013	5	18	741	9.25	165	8014	316	425	42.65	57.35
12	6	2013	6	17	741	9.25	166	8014	341	400	46.02	53.98
10	5	2013	7	18	740	9.23	167	8014	402	338	54.32	45.68
10	11	2013	6	19	740	9.23	168	8014	364	376	49.19	50.81
11	23	2013	7	18	739	9.22	169	8014	501	238	67.79	32.21
5	31	2013	6	15	737	9.20	170	8014	395	342	53.60	46.40
6	21	2013	6	16	737	9.20	171	8014	356	381	48.30	51.70
7	17	2013	4	18	737	9.20	172	8014	350	387	47.49	52.51
5	4	2013	7	16	736	9.18	173	8014	458	278	62.23	37.77
11	9	2013	7	11	736	9.18	174	8014	453	283	61.55	38.45
12	13	2013	6	16	736	9.18	175	8014	390	346	52.99	47.01
4	11	2013	5	18	735	9.17	176	8014	346	389	47.07	52.93

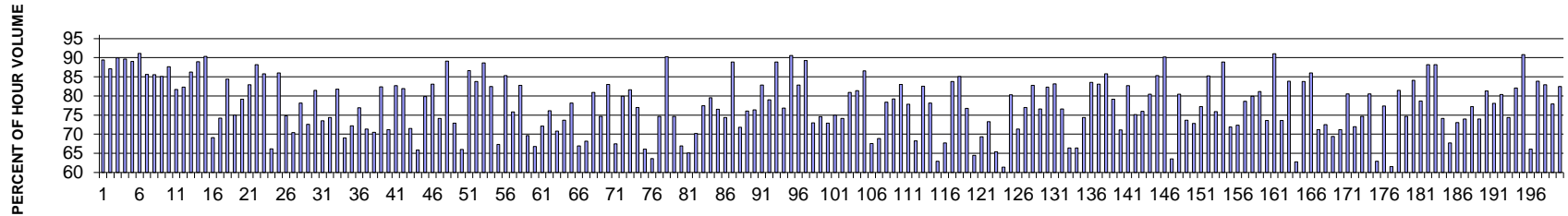
MO	DY	YR	DAY OF WK	HR	HR VOL	PERCENT OF AADT	HOUR NUMBER	AADT	NORTH VOLUME	SOUTH VOLUME	PERCENT NORTH IS OF TOTAL VOLUME	PERCENT SOUTH IS OF TOTAL VOLUME
7	18	2013	5	17	735	9.17	177	8014	340	395	46.26	53.74
10	10	2013	5	17	735	9.17	178	8014	344	391	46.80	53.20
10	24	2013	5	18	735	9.17	179	8014	357	378	48.57	51.43
2	21	2013	5	17	734	9.16	180	8014	406	328	55.31	44.69
4	20	2013	7	17	734	9.16	181	8014	307	427	41.83	58.17
5	4	2013	7	12	734	9.16	182	8014	399	335	54.36	45.64
7	12	2013	6	17	734	9.16	183	8014	374	360	50.95	49.05
7	19	2013	6	17	734	9.16	184	8014	335	399	45.64	54.36
8	21	2013	4	18	734	9.16	185	8014	309	425	42.10	57.90
10	18	2013	6	19	734	9.16	186	8014	365	369	49.73	50.27
12	19	2013	5	16	733	9.15	187	8014	357	376	48.70	51.30
5	24	2013	6	18	732	9.13	188	8014	339	393	46.31	53.69
8	16	2013	6	17	732	9.13	189	8014	323	409	44.13	55.87
11	1	2013	6	15	732	9.13	190	8014	408	324	55.74	44.26
11	22	2013	6	15	732	9.13	191	8014	371	361	50.68	49.32
12	6	2013	6	16	731	9.12	192	8014	364	367	49.79	50.21
2	1	2013	6	16	730	9.11	193	8014	380	350	52.05	47.95
2	8	2013	6	16	730	9.11	194	8014	352	378	48.22	51.78
8	14	2013	4	18	729	9.10	195	8014	287	442	39.37	60.63
10	23	2013	4	18	729	9.10	196	8014	349	380	47.87	52.13
6	27	2013	5	17	728	9.08	197	8014	344	384	47.25	52.75
7	17	2013	4	17	728	9.08	198	8014	332	396	45.60	54.40
8	9	2013	6	16	728	9.08	199	8014	365	363	50.14	49.86
3	15	2013	6	16	727	9.07	200	8014	338	389	46.49	53.51

**SR 221 MP 13.10 PROSSER ADC SITE P17
K FOR PEAK 200 HOURS OF 2013**



AADT= 2174 K 30 FACTOR= 11.64 K 100 FACTOR= 10.67 K 200 FACTOR= 9.98 D 30 FACTOR= 81.42

**SR 221 MP 13.10 PROSSER ADC SITE P17
D % IN THE PEAK 200 HOURS OF 2013**



MO	DY	YR	DAY OF WK	HR	HR VOL	PERCENT OF AADT	HOUR NUMBER	AADT	NORTH VOLUME	SOUTH VOLUME	PERCENT NORTH IS OF TOTAL VOLUME	PERCENT SOUTH IS OF TOTAL VOLUME
8	15	2013	5	6	368	16.93	1	2174	39	329	10.60	89.40
8	5	2013	2	6	342	15.73	2	2174	44	298	12.87	87.13
8	8	2013	5	6	339	15.59	3	2174	34	305	10.03	89.97
8	6	2013	3	6	338	15.55	4	2174	35	303	10.36	89.64
8	14	2013	4	6	337	15.50	5	2174	37	300	10.98	89.02
8	16	2013	6	6	314	14.44	6	2174	28	286	8.92	91.08
8	20	2013	3	6	306	14.08	7	2174	44	262	14.38	85.62
8	13	2013	3	6	304	13.98	8	2174	44	260	14.47	85.53
8	1	2013	5	6	301	13.85	9	2174	45	256	14.95	85.05
8	19	2013	2	6	300	13.80	10	2174	37	263	12.33	87.67
8	2	2013	6	6	295	13.57	11	2174	54	241	18.31	81.69
8	21	2013	4	6	294	13.52	12	2174	52	242	17.69	82.31

MO	DY	YR	DAY OF WK	HR	HR VOL	PERCENT OF AADT	HOUR NUMBER	AADT	NORTH VOLUME	SOUTH VOLUME	PERCENT NORTH IS OF TOTAL VOLUME	PERCENT SOUTH IS OF TOTAL VOLUME
8	22	2013	5	6	291	13.39	13	2174	40	251	13.75	86.25
8	9	2013	6	6	290	13.34	14	2174	32	258	11.03	88.97
8	12	2013	2	6	290	13.34	15	2174	28	262	9.66	90.34
8	22	2013	5	18	285	13.11	16	2174	197	88	69.12	30.88
8	19	2013	2	16	275	12.65	17	2174	204	71	74.18	25.82
4	23	2013	3	17	269	12.37	18	2174	227	42	84.39	15.61
8	12	2013	2	17	268	12.33	19	2174	201	67	75.00	25.00
4	2	2013	3	17	264	12.14	20	2174	209	55	79.17	20.83
8	23	2013	6	6	264	12.14	21	2174	45	219	17.05	82.95
8	28	2013	4	6	262	12.05	22	2174	31	231	11.83	88.17
4	3	2013	4	17	261	12.01	23	2174	224	37	85.82	14.18
8	23	2013	6	16	260	11.96	24	2174	172	88	66.15	33.85
4	17	2013	4	7	258	11.87	25	2174	36	222	13.95	86.05
6	6	2013	5	17	258	11.87	26	2174	193	65	74.81	25.19
8	8	2013	5	17	257	11.82	27	2174	181	76	70.43	29.57
4	11	2013	5	17	256	11.78	28	2174	200	56	78.13	21.88
8	5	2013	2	17	255	11.73	29	2174	185	70	72.55	27.45
1	30	2013	4	17	253	11.64	30	2174	206	47	81.42	18.58
6	20	2013	5	17	253	11.64	31	2174	186	67	73.52	26.48
8	14	2013	4	16	253	11.64	32	2174	188	65	74.31	25.69
2	7	2013	5	17	252	11.59	33	2174	206	46	81.75	18.25
8	20	2013	3	16	252	11.59	34	2174	174	78	69.05	30.95
8	21	2013	4	18	252	11.59	35	2174	182	70	72.22	27.78
2	12	2013	3	17	251	11.55	36	2174	193	58	76.89	23.11
5	20	2013	2	17	251	11.55	37	2174	179	72	71.31	28.69
8	14	2013	4	17	251	11.55	38	2174	177	74	70.52	29.48
2	13	2013	4	17	250	11.50	39	2174	206	44	82.40	17.60
9	3	2013	3	17	250	11.50	40	2174	178	72	71.20	28.80
2	20	2013	4	7	249	11.45	41	2174	43	206	17.27	82.73
4	4	2013	5	17	249	11.45	42	2174	204	45	81.93	18.07
8	1	2013	5	17	249	11.45	43	2174	178	71	71.49	28.51
8	2	2013	6	16	249	11.45	44	2174	164	85	65.86	34.14
1	29	2013	3	17	248	11.41	45	2174	198	50	79.84	20.16
2	4	2013	2	17	248	11.41	46	2174	206	42	83.06	16.94
5	9	2013	5	17	247	11.36	47	2174	183	64	74.09	25.91
5	28	2013	3	6	247	11.36	48	2174	27	220	10.93	89.07
8	6	2013	3	17	247	11.36	49	2174	180	67	72.87	27.13
8	20	2013	3	7	247	11.36	50	2174	84	163	34.01	65.99
8	27	2013	3	6	247	11.36	51	2174	33	214	13.36	86.64
4	15	2013	2	7	246	11.32	52	2174	40	206	16.26	83.74
8	26	2013	2	6	246	11.32	53	2174	28	218	11.38	88.62

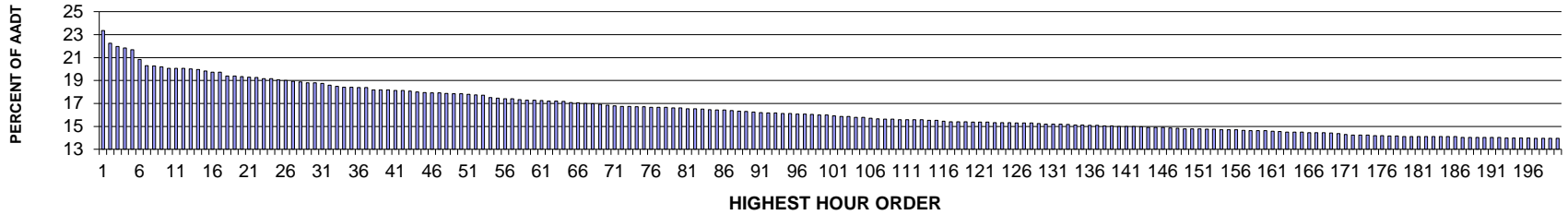
MO	DY	YR	DAY OF WK	HR	HR VOL	PERCENT OF AADT	HOUR NUMBER	AADT	NORTH VOLUME	SOUTH VOLUME	PERCENT NORTH IS OF TOTAL VOLUME	PERCENT SOUTH IS OF TOTAL VOLUME
2	21	2013	5	7	245	11.27	54	2174	43	202	17.55	82.45
8	21	2013	4	17	245	11.27	55	2174	165	80	67.35	32.65
8	29	2013	5	6	245	11.27	56	2174	36	209	14.69	85.31
2	21	2013	5	17	244	11.22	57	2174	185	59	75.82	24.18
4	4	2013	5	7	244	11.22	58	2174	42	202	17.21	82.79
8	9	2013	6	17	244	11.22	59	2174	170	74	69.67	30.33
8	21	2013	4	16	244	11.22	60	2174	163	81	66.80	33.20
9	5	2013	5	17	244	11.22	61	2174	176	68	72.13	27.87
6	27	2013	5	15	243	11.18	62	2174	185	58	76.13	23.87
8	20	2013	3	18	243	11.18	63	2174	172	71	70.78	29.22
8	22	2013	5	17	243	11.18	64	2174	179	64	73.66	26.34
2	5	2013	3	17	242	11.13	65	2174	189	53	78.10	21.90
8	29	2013	5	17	242	11.13	66	2174	162	80	66.94	33.06
9	9	2013	2	17	242	11.13	67	2174	165	77	68.18	31.82
4	11	2013	5	7	241	11.09	68	2174	46	195	19.09	80.91
4	11	2013	5	18	241	11.09	69	2174	180	61	74.69	25.31
8	3	2013	7	6	241	11.09	70	2174	41	200	17.01	82.99
9	19	2013	5	17	240	11.04	71	2174	162	78	67.50	32.50
2	27	2013	4	17	239	10.99	72	2174	191	48	79.92	20.08
4	10	2013	4	7	239	10.99	73	2174	44	195	18.41	81.59
4	18	2013	5	17	239	10.99	74	2174	184	55	76.99	23.01
8	20	2013	3	17	239	10.99	75	2174	158	81	66.11	33.89
8	22	2013	5	16	239	10.99	76	2174	152	87	63.60	36.40
3	5	2013	3	17	237	10.90	77	2174	177	60	74.68	25.32
5	30	2013	5	6	237	10.90	78	2174	23	214	9.70	90.30
8	15	2013	5	15	237	10.90	79	2174	177	60	74.68	25.32
8	5	2013	2	16	236	10.86	80	2174	158	78	66.95	33.05
8	9	2013	6	15	235	10.81	81	2174	153	82	65.11	34.89
9	6	2013	6	7	235	10.81	82	2174	70	165	29.79	70.21
9	12	2013	5	7	235	10.81	83	2174	53	182	22.55	77.45
3	27	2013	4	17	234	10.76	84	2174	186	48	79.49	20.51
4	24	2013	4	17	234	10.76	85	2174	179	55	76.50	23.50
5	16	2013	5	18	234	10.76	86	2174	174	60	74.36	25.64
5	23	2013	5	6	234	10.76	87	2174	26	208	11.11	88.89
8	28	2013	4	17	234	10.76	88	2174	168	66	71.79	28.21
9	25	2013	4	17	234	10.76	89	2174	178	56	76.07	23.93
2	20	2013	4	17	233	10.72	90	2174	178	55	76.39	23.61
4	12	2013	6	7	233	10.72	91	2174	40	193	17.17	82.83
4	25	2013	5	18	233	10.72	92	2174	184	49	78.97	21.03
5	16	2013	5	6	233	10.72	93	2174	26	207	11.16	88.84
5	23	2013	5	17	233	10.72	94	2174	179	54	76.82	23.18

MO	DY	YR	DAY OF WK	HR	HR VOL	PERCENT OF AADT	HOUR NUMBER	AADT	NORTH VOLUME	SOUTH VOLUME	PERCENT NORTH IS OF TOTAL VOLUME	PERCENT SOUTH IS OF TOTAL VOLUME
6	4	2013	3	6	233	10.72	95	2174	22	211	9.44	90.56
6	19	2013	4	17	233	10.72	96	2174	193	40	82.83	17.17
6	27	2013	5	6	233	10.72	97	2174	25	208	10.73	89.27
6	27	2013	5	17	233	10.72	98	2174	170	63	72.96	27.04
2	26	2013	3	18	232	10.67	99	2174	173	59	74.57	25.43
6	5	2013	4	17	232	10.67	100	2174	169	63	72.84	27.16
6	17	2013	2	17	232	10.67	101	2174	174	58	75.00	25.00
8	23	2013	6	7	232	10.67	102	2174	60	172	25.86	74.14
4	15	2013	2	17	231	10.63	103	2174	187	44	80.95	19.05
5	16	2013	5	17	231	10.63	104	2174	188	43	81.39	18.61
5	21	2013	3	6	231	10.63	105	2174	31	200	13.42	86.58
5	23	2013	5	18	231	10.63	106	2174	156	75	67.53	32.47
8	1	2013	5	15	231	10.63	107	2174	159	72	68.83	31.17
12	2	2013	2	17	231	10.63	108	2174	181	50	78.35	21.65
12	10	2013	3	18	231	10.63	109	2174	183	48	79.22	20.78
2	28	2013	5	7	230	10.58	110	2174	39	191	16.96	83.04
5	2	2013	5	17	230	10.58	111	2174	179	51	77.83	22.17
8	12	2013	2	15	230	10.58	112	2174	157	73	68.26	31.74
4	17	2013	4	17	229	10.53	113	2174	189	40	82.53	17.47
5	1	2013	4	17	229	10.53	114	2174	179	50	78.17	21.83
9	10	2013	3	17	229	10.53	115	2174	144	85	62.88	37.12
9	12	2013	5	17	229	10.53	116	2174	155	74	67.69	32.31
2	14	2013	5	7	228	10.49	117	2174	37	191	16.23	83.77
2	19	2013	3	7	228	10.49	118	2174	34	194	14.91	85.09
6	26	2013	4	17	228	10.49	119	2174	175	53	76.75	23.25
8	14	2013	4	18	228	10.49	120	2174	147	81	64.47	35.53
8	19	2013	2	17	228	10.49	121	2174	158	70	69.30	30.70
8	19	2013	2	18	228	10.49	122	2174	167	61	73.25	26.75
9	6	2013	6	16	228	10.49	123	2174	149	79	65.35	34.65
9	12	2013	5	16	228	10.49	124	2174	140	88	61.40	38.60
12	18	2013	4	17	228	10.49	125	2174	183	45	80.26	19.74
8	28	2013	4	18	227	10.44	126	2174	162	65	71.37	28.63
2	11	2013	2	17	226	10.40	127	2174	174	52	76.99	23.01
2	15	2013	6	7	226	10.40	128	2174	39	187	17.26	82.74
2	21	2013	5	18	226	10.40	129	2174	173	53	76.55	23.45
3	13	2013	4	7	226	10.40	130	2174	40	186	17.70	82.30
4	2	2013	3	7	226	10.40	131	2174	38	188	16.81	83.19
4	22	2013	2	17	226	10.40	132	2174	173	53	76.55	23.45
8	13	2013	3	18	226	10.40	133	2174	150	76	66.37	33.63
8	16	2013	6	15	226	10.40	134	2174	150	76	66.37	33.63
9	4	2013	4	17	226	10.40	135	2174	168	58	74.34	25.66

MO	DY	YR	DAY OF WK	HR	HR VOL	PERCENT OF AADT	HOUR NUMBER	AADT	NORTH VOLUME	SOUTH VOLUME	PERCENT NORTH IS OF TOTAL VOLUME	PERCENT SOUTH IS OF TOTAL VOLUME
1	22	2013	3	17	225	10.35	136	2174	188	37	83.56	16.44
2	13	2013	4	7	225	10.35	137	2174	38	187	16.89	83.11
2	25	2013	2	7	225	10.35	138	2174	32	193	14.22	85.78
3	5	2013	3	18	225	10.35	139	2174	178	47	79.11	20.89
4	4	2013	5	18	225	10.35	140	2174	160	65	71.11	28.89
4	25	2013	5	7	225	10.35	141	2174	39	186	17.33	82.67
4	30	2013	3	17	225	10.35	142	2174	169	56	75.11	24.89
5	22	2013	4	17	225	10.35	143	2174	171	54	76.00	24.00
5	28	2013	3	17	225	10.35	144	2174	181	44	80.44	19.56
6	25	2013	3	6	225	10.35	145	2174	33	192	14.67	85.33
6	28	2013	6	5	225	10.35	146	2174	22	203	9.78	90.22
9	10	2013	3	16	225	10.35	147	2174	143	82	63.56	36.44
12	4	2013	4	17	225	10.35	148	2174	181	44	80.44	19.56
3	13	2013	4	18	224	10.30	149	2174	165	59	73.66	26.34
3	28	2013	5	18	224	10.30	150	2174	163	61	72.77	27.23
4	10	2013	4	17	224	10.30	151	2174	173	51	77.23	22.77
4	18	2013	5	7	224	10.30	152	2174	33	191	14.73	85.27
6	12	2013	4	17	224	10.30	153	2174	170	54	75.89	24.11
6	26	2013	4	6	224	10.30	154	2174	25	199	11.16	88.84
8	21	2013	4	7	224	10.30	155	2174	63	161	28.13	71.88
8	27	2013	3	17	224	10.30	156	2174	162	62	72.32	27.68
9	25	2013	4	7	224	10.30	157	2174	48	176	21.43	78.57
12	19	2013	5	17	224	10.30	158	2174	179	45	79.91	20.09
4	3	2013	4	7	223	10.26	159	2174	42	181	18.83	81.17
5	8	2013	4	18	223	10.26	160	2174	164	59	73.54	26.46
6	29	2013	7	5	223	10.26	161	2174	20	203	8.97	91.03
8	14	2013	4	7	223	10.26	162	2174	59	164	26.46	73.54
9	3	2013	3	6	223	10.26	163	2174	36	187	16.14	83.86
9	13	2013	6	17	223	10.26	164	2174	140	83	62.78	37.22
2	6	2013	4	17	222	10.21	165	2174	186	36	83.78	16.22
4	22	2013	2	7	222	10.21	166	2174	31	191	13.96	86.04
4	24	2013	4	16	222	10.21	167	2174	158	64	71.17	28.83
4	30	2013	3	18	222	10.21	168	2174	161	61	72.52	27.48
6	5	2013	4	18	222	10.21	169	2174	154	68	69.37	30.63
8	22	2013	5	7	222	10.21	170	2174	64	158	28.83	71.17
2	12	2013	3	7	221	10.17	171	2174	43	178	19.46	80.54
3	12	2013	3	18	221	10.17	172	2174	159	62	71.95	28.05
5	3	2013	6	7	221	10.17	173	2174	56	165	25.34	74.66
5	8	2013	4	17	221	10.17	174	2174	178	43	80.54	19.46
5	23	2013	5	16	221	10.17	175	2174	139	82	62.90	37.10
8	5	2013	2	15	221	10.17	176	2174	171	50	77.38	22.62

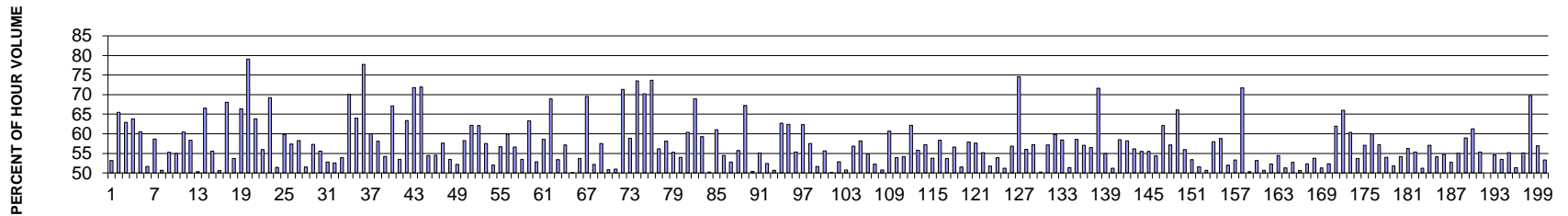
MO	DY	YR	DAY OF WK	HR	HR VOL	PERCENT OF AADT	HOUR NUMBER	AADT	NORTH VOLUME	SOUTH VOLUME	PERCENT NORTH IS OF TOTAL VOLUME	PERCENT SOUTH IS OF TOTAL VOLUME
8	29	2013	5	16	221	10.17	177	2174	136	85	61.54	38.46
9	10	2013	3	7	221	10.17	178	2174	41	180	18.55	81.45
9	18	2013	4	7	221	10.17	179	2174	56	165	25.34	74.66
3	14	2013	5	7	220	10.12	180	2174	35	185	15.91	84.09
5	2	2013	5	7	220	10.12	181	2174	47	173	21.36	78.64
5	15	2013	4	6	220	10.12	182	2174	26	194	11.82	88.18
8	30	2013	6	6	220	10.12	183	2174	26	194	11.82	88.18
9	6	2013	6	17	220	10.12	184	2174	163	57	74.09	25.91
9	20	2013	6	17	220	10.12	185	2174	149	71	67.73	32.27
8	13	2013	3	7	219	10.07	186	2174	59	160	26.94	73.06
8	15	2013	5	17	219	10.07	187	2174	162	57	73.97	26.03
9	4	2013	4	7	219	10.07	188	2174	50	169	22.83	77.17
9	5	2013	5	7	219	10.07	189	2174	57	162	26.03	73.97
9	9	2013	2	7	219	10.07	190	2174	41	178	18.72	81.28
9	26	2013	5	7	219	10.07	191	2174	48	171	21.92	78.08
12	10	2013	3	17	219	10.07	192	2174	176	43	80.37	19.63
4	3	2013	4	18	218	10.03	193	2174	162	56	74.31	25.69
4	29	2013	2	17	218	10.03	194	2174	179	39	82.11	17.89
5	20	2013	2	6	218	10.03	195	2174	20	198	9.17	90.83
8	29	2013	5	18	218	10.03	196	2174	144	74	66.06	33.94
2	27	2013	4	7	217	9.98	197	2174	35	182	16.13	83.87
3	1	2013	6	7	217	9.98	198	2174	37	180	17.05	82.95
4	5	2013	6	7	217	9.98	199	2174	48	169	22.12	77.88
4	23	2013	3	7	217	9.98	200	2174	38	179	17.51	82.49

**SR 101 MP 324.80 LILLIWAUP ADC SITE P18
K FOR PEAK 200 HOURS OF 2013
Recreational Site**



AADT= 2394 K 30 FACTOR= 18.80 K 100 FACTOR= 16.00 K 200 FACTOR= 13.95 D 100 FACTOR= 55.61

**SR 101 MP 324.80 LILLIWAUP ADC SITE P18
D % IN THE PEAK 200 HOURS OF 2013**



MO	DY	YR	DAY OF WK	HR	HR VOL	PERCENT OF AADT	HOUR NUMBER	AADT	NORTH VOLUME	SOUTH VOLUME	PERCENT NORTH IS OF TOTAL VOLUME	PERCENT SOUTH IS OF TOTAL VOLUME
8	31	2013	7	15	559	23.35	1	2394	297	262	53.13	46.87
7	7	2013	1	13	533	22.26	2	2394	349	184	65.48	34.52
7	7	2013	1	15	526	21.97	3	2394	331	195	62.93	37.07
5	5	2013	1	14	523	21.85	4	2394	334	189	63.86	36.14
7	7	2013	1	14	519	21.68	5	2394	314	205	60.50	39.50
7	21	2013	1	13	499	20.84	6	2394	258	241	51.70	48.30
7	21	2013	1	15	486	20.30	7	2394	285	201	58.64	41.36
8	4	2013	1	13	485	20.26	8	2394	246	239	50.72	49.28
7	14	2013	1	15	483	20.18	9	2394	267	216	55.28	44.72
7	21	2013	1	14	480	20.05	10	2394	264	216	55.00	45.00
7	28	2013	1	15	480	20.05	11	2394	290	190	60.42	39.58
8	4	2013	1	15	480	20.05	12	2394	280	200	58.33	41.67

MO	DY	YR	DAY OF WK	HR	HR VOL	PERCENT OF AADT	HOUR NUMBER	AADT	NORTH VOLUME	SOUTH VOLUME	PERCENT NORTH IS OF TOTAL VOLUME	PERCENT SOUTH IS OF TOTAL VOLUME
7	6	2013	7	14	479	20.01	13	2394	238	241	49.69	50.31
7	7	2013	1	16	478	19.97	14	2394	318	160	66.53	33.47
8	4	2013	1	14	475	19.84	15	2394	264	211	55.58	44.42
7	6	2013	7	13	472	19.72	16	2394	233	239	49.36	50.64
9	2	2013	2	13	472	19.72	17	2394	321	151	68.01	31.99
7	21	2013	1	12	464	19.38	18	2394	249	215	53.66	46.34
7	28	2013	1	16	464	19.38	19	2394	308	156	66.38	33.62
5	27	2013	2	15	463	19.34	20	2394	366	97	79.05	20.95
8	25	2013	1	15	462	19.30	21	2394	295	167	63.85	36.15
7	28	2013	1	13	461	19.26	22	2394	258	203	55.97	44.03
5	4	2013	7	16	459	19.17	23	2394	318	141	69.28	30.72
7	14	2013	1	13	459	19.17	24	2394	236	223	51.42	48.58
8	11	2013	1	16	456	19.05	25	2394	273	183	59.87	40.13
5	25	2013	7	14	455	19.01	26	2394	194	261	42.64	57.36
7	28	2013	1	14	453	18.92	27	2394	264	189	58.28	41.72
6	30	2013	1	15	452	18.88	28	2394	233	219	51.55	48.45
8	11	2013	1	13	450	18.80	29	2394	258	192	57.33	42.67
8	18	2013	1	14	450	18.80	30	2394	250	200	55.56	44.44
7	6	2013	7	15	449	18.76	31	2394	237	212	52.78	47.22
9	1	2013	1	13	445	18.59	32	2394	211	234	47.42	52.58
7	20	2013	7	13	443	18.50	33	2394	204	239	46.05	53.95
7	7	2013	1	12	441	18.42	34	2394	309	132	70.07	29.93
9	2	2013	2	14	441	18.42	35	2394	282	159	63.95	36.05
5	27	2013	2	14	440	18.38	36	2394	342	98	77.73	22.27
7	5	2013	6	15	440	18.38	37	2394	176	264	40.00	60.00
8	18	2013	1	15	435	18.17	38	2394	253	182	58.16	41.84
9	1	2013	1	16	435	18.17	39	2394	236	199	54.25	45.75
9	2	2013	2	12	435	18.17	40	2394	292	143	67.13	32.87
7	6	2013	7	16	434	18.13	41	2394	232	202	53.46	46.54
8	31	2013	7	12	434	18.13	42	2394	159	275	36.64	63.36
5	27	2013	2	12	433	18.09	43	2394	311	122	71.82	28.18
5	4	2013	7	12	431	18.00	44	2394	121	310	28.07	71.93
7	5	2013	6	16	430	17.96	45	2394	196	234	45.58	54.42
5	4	2013	7	15	429	17.92	46	2394	234	195	54.55	45.45
5	5	2013	1	13	429	17.92	47	2394	247	182	57.58	42.42
7	5	2013	6	14	428	17.88	48	2394	199	229	46.50	53.50
8	11	2013	1	14	427	17.84	49	2394	223	204	52.22	47.78
8	25	2013	1	13	427	17.84	50	2394	249	178	58.31	41.69
8	4	2013	1	16	426	17.79	51	2394	265	161	62.21	37.79
5	5	2013	1	15	425	17.75	52	2394	264	161	62.12	37.88
8	18	2013	1	13	424	17.71	53	2394	244	180	57.55	42.45

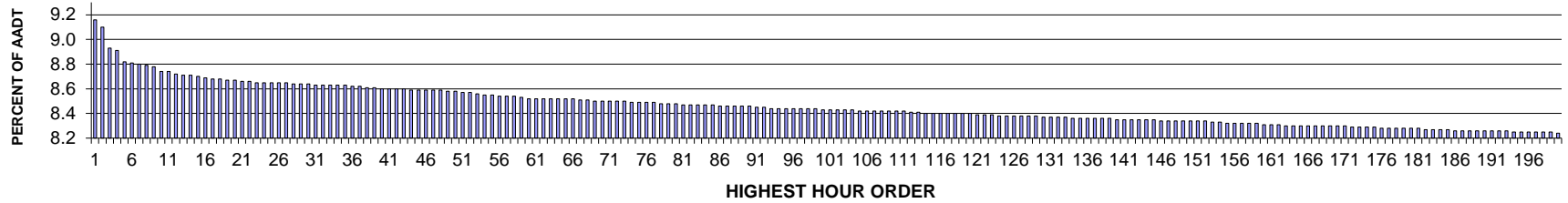
MO	DY	YR	DAY OF WK	HR	HR VOL	PERCENT OF AADT	HOUR NUMBER	AADT	NORTH VOLUME	SOUTH VOLUME	PERCENT NORTH IS OF TOTAL VOLUME	PERCENT SOUTH IS OF TOTAL VOLUME
9	1	2013	1	14	419	17.50	54	2394	201	218	47.97	52.03
8	25	2013	1	14	418	17.46	55	2394	237	181	56.70	43.30
6	29	2013	7	15	417	17.42	56	2394	167	250	40.05	59.95
8	11	2013	1	15	417	17.42	57	2394	236	181	56.59	43.41
6	30	2013	1	13	415	17.34	58	2394	193	222	46.51	53.49
5	5	2013	1	16	414	17.29	59	2394	262	152	63.29	36.71
7	5	2013	6	13	414	17.29	60	2394	195	219	47.10	52.90
8	30	2013	6	15	413	17.25	61	2394	171	242	41.40	58.60
7	4	2013	5	14	412	17.21	62	2394	128	284	31.07	68.93
7	26	2013	6	15	412	17.21	63	2394	192	220	46.60	53.40
8	2	2013	6	15	411	17.17	64	2394	176	235	42.82	57.18
9	1	2013	1	12	409	17.08	65	2394	205	204	50.12	49.88
7	14	2013	1	14	408	17.04	66	2394	189	219	46.32	53.68
5	25	2013	7	13	407	17.00	67	2394	124	283	30.47	69.53
7	5	2013	6	12	406	16.96	68	2394	194	212	47.78	52.22
8	17	2013	7	13	405	16.92	69	2394	172	233	42.47	57.53
8	4	2013	1	12	403	16.83	70	2394	205	198	50.87	49.13
5	25	2013	7	15	402	16.79	71	2394	197	205	49.00	51.00
5	25	2013	7	12	401	16.75	72	2394	115	286	28.68	71.32
7	14	2013	1	16	401	16.75	73	2394	236	165	58.85	41.15
8	31	2013	7	13	400	16.71	74	2394	106	294	26.50	73.50
9	2	2013	2	15	400	16.71	75	2394	281	119	70.25	29.75
5	27	2013	2	13	399	16.67	76	2394	294	105	73.68	26.32
7	6	2013	7	12	399	16.67	77	2394	175	224	43.86	56.14
8	18	2013	1	16	399	16.67	78	2394	232	167	58.15	41.85
6	16	2013	1	15	398	16.62	79	2394	220	178	55.28	44.72
7	21	2013	1	16	398	16.62	80	2394	215	183	54.02	45.98
8	10	2013	7	12	396	16.54	81	2394	157	239	39.65	60.35
8	25	2013	1	16	396	16.54	82	2394	273	123	68.94	31.06
7	28	2013	1	12	395	16.50	83	2394	234	161	59.24	40.76
7	14	2013	1	12	394	16.46	84	2394	196	198	49.75	50.25
7	21	2013	1	18	393	16.42	85	2394	240	153	61.07	38.93
8	31	2013	7	16	393	16.42	86	2394	179	214	45.55	54.45
8	17	2013	7	14	392	16.37	87	2394	185	207	47.19	52.81
9	1	2013	1	15	391	16.33	88	2394	218	173	55.75	44.25
8	31	2013	7	14	390	16.29	89	2394	128	262	32.82	67.18
6	30	2013	1	16	389	16.25	90	2394	196	193	50.39	49.61
5	26	2013	1	15	388	16.21	91	2394	214	174	55.15	44.85
8	17	2013	7	12	387	16.17	92	2394	203	184	52.45	47.55
8	18	2013	1	12	387	16.17	93	2394	196	191	50.65	49.35
7	4	2013	5	13	386	16.12	94	2394	144	242	37.31	62.69

MO	DY	YR	DAY OF WK	HR	HR VOL	PERCENT OF AADT	HOUR NUMBER	AADT	NORTH VOLUME	SOUTH VOLUME	PERCENT NORTH IS OF TOTAL VOLUME	PERCENT SOUTH IS OF TOTAL VOLUME
7	7	2013	1	11	386	16.12	95	2394	241	145	62.44	37.56
8	10	2013	7	11	385	16.08	96	2394	213	172	55.32	44.68
8	11	2013	1	12	385	16.08	97	2394	240	145	62.34	37.66
8	23	2013	6	15	384	16.04	98	2394	163	221	42.45	57.55
6	30	2013	1	14	383	16.00	99	2394	185	198	48.30	51.70
8	30	2013	6	16	383	16.00	100	2394	170	213	44.39	55.61
8	10	2013	7	15	381	15.91	101	2394	191	190	50.13	49.87
5	26	2013	1	13	380	15.87	102	2394	179	201	47.11	52.89
8	17	2013	7	11	380	15.87	103	2394	187	193	49.21	50.79
7	19	2013	6	16	378	15.79	104	2394	163	215	43.12	56.88
7	21	2013	1	17	378	15.79	105	2394	220	158	58.20	41.80
7	20	2013	7	12	376	15.71	106	2394	170	206	45.21	54.79
6	30	2013	1	12	375	15.66	107	2394	196	179	52.27	47.73
5	5	2013	1	12	374	15.62	108	2394	190	184	50.80	49.20
7	4	2013	5	15	374	15.62	109	2394	147	227	39.30	60.70
6	22	2013	7	14	373	15.58	110	2394	201	172	53.89	46.11
7	6	2013	7	17	373	15.58	111	2394	202	171	54.16	45.84
7	7	2013	1	17	373	15.58	112	2394	232	141	62.20	37.80
7	13	2013	7	12	373	15.58	113	2394	165	208	44.24	55.76
7	27	2013	7	13	372	15.54	114	2394	159	213	42.74	57.26
7	27	2013	7	15	372	15.54	115	2394	172	200	46.24	53.76
8	9	2013	6	14	370	15.46	116	2394	154	216	41.62	58.38
8	16	2013	6	16	369	15.41	117	2394	171	198	46.34	53.66
8	24	2013	7	13	369	15.41	118	2394	160	209	43.36	56.64
9	8	2013	1	14	369	15.41	119	2394	179	190	48.51	51.49
7	27	2013	7	14	368	15.37	120	2394	155	213	42.12	57.88
8	3	2013	7	14	368	15.37	121	2394	156	212	42.39	57.61
8	25	2013	1	12	368	15.37	122	2394	203	165	55.16	44.84
7	6	2013	7	11	367	15.33	123	2394	190	177	51.77	48.23
7	20	2013	7	14	367	15.33	124	2394	169	198	46.05	53.95
8	24	2013	7	12	367	15.33	125	2394	179	188	48.77	51.23
3	30	2013	7	15	366	15.29	126	2394	208	158	56.83	43.17
5	27	2013	2	16	366	15.29	127	2394	273	93	74.59	25.41
8	10	2013	7	13	366	15.29	128	2394	161	205	43.99	56.01
6	23	2013	1	15	365	15.25	129	2394	209	156	57.26	42.74
7	5	2013	6	17	364	15.20	130	2394	181	183	49.73	50.27
8	16	2013	6	14	364	15.20	131	2394	156	208	42.86	57.14
8	24	2013	7	14	364	15.20	132	2394	146	218	40.11	59.89
8	3	2013	7	12	363	15.16	133	2394	151	212	41.60	58.40
7	13	2013	7	11	362	15.12	134	2394	186	176	51.38	48.62
8	31	2013	7	11	362	15.12	135	2394	150	212	41.44	58.56

MO	DY	YR	DAY OF WK	HR	HR VOL	PERCENT OF AADT	HOUR NUMBER	AADT	NORTH VOLUME	SOUTH VOLUME	PERCENT NORTH IS OF TOTAL VOLUME	PERCENT SOUTH IS OF TOTAL VOLUME
7	27	2013	7	12	361	15.08	136	2394	155	206	42.94	57.06
8	10	2013	7	14	361	15.08	137	2394	157	204	43.49	56.51
4	27	2013	7	12	360	15.04	138	2394	102	258	28.33	71.67
8	11	2013	1	17	360	15.04	139	2394	198	162	55.00	45.00
7	19	2013	6	15	359	15.00	140	2394	175	184	48.75	51.25
7	20	2013	7	11	359	15.00	141	2394	149	210	41.50	58.50
8	4	2013	1	17	359	15.00	142	2394	209	150	58.22	41.78
8	9	2013	6	15	358	14.95	143	2394	157	201	43.85	56.15
4	27	2013	7	14	357	14.91	144	2394	198	159	55.46	44.54
7	3	2013	4	15	357	14.91	145	2394	159	198	44.54	55.46
7	20	2013	7	15	357	14.91	146	2394	163	194	45.66	54.34
4	27	2013	7	15	356	14.87	147	2394	221	135	62.08	37.92
7	20	2013	7	10	355	14.83	148	2394	152	203	42.82	57.18
7	4	2013	5	12	354	14.79	149	2394	120	234	33.90	66.10
8	16	2013	6	15	354	14.79	150	2394	156	198	44.07	55.93
8	24	2013	7	11	354	14.79	151	2394	165	189	46.61	53.39
5	26	2013	1	12	353	14.75	152	2394	171	182	48.44	51.56
8	24	2013	7	15	353	14.75	153	2394	179	174	50.71	49.29
6	22	2013	7	13	352	14.70	154	2394	148	204	42.05	57.95
7	3	2013	4	16	352	14.70	155	2394	145	207	41.19	58.81
8	31	2013	7	17	352	14.70	156	2394	169	183	48.01	51.99
9	8	2013	1	15	351	14.66	157	2394	187	164	53.28	46.72
5	25	2013	7	11	350	14.62	158	2394	99	251	28.29	71.71
5	26	2013	1	14	350	14.62	159	2394	176	174	50.29	49.71
8	9	2013	6	16	350	14.62	160	2394	164	186	46.86	53.14
7	20	2013	7	17	349	14.58	161	2394	172	177	49.28	50.72
3	31	2013	1	15	348	14.54	162	2394	182	166	52.30	47.70
7	12	2013	6	16	347	14.49	163	2394	158	189	45.53	54.47
7	26	2013	6	13	347	14.49	164	2394	178	169	51.30	48.70
8	23	2013	6	16	347	14.49	165	2394	164	183	47.26	52.74
5	25	2013	7	16	346	14.45	166	2394	171	175	49.42	50.58
8	17	2013	7	15	346	14.45	167	2394	165	181	47.69	52.31
9	1	2013	1	17	346	14.45	168	2394	186	160	53.76	46.24
7	27	2013	7	11	345	14.41	169	2394	168	177	48.70	51.30
7	26	2013	6	12	344	14.37	170	2394	180	164	52.33	47.67
8	18	2013	1	17	342	14.29	171	2394	212	130	61.99	38.01
5	4	2013	7	17	341	14.24	172	2394	225	116	65.98	34.02
8	4	2013	1	11	341	14.24	173	2394	206	135	60.41	39.59
8	10	2013	7	16	341	14.24	174	2394	183	158	53.67	46.33
8	16	2013	6	11	340	14.20	175	2394	194	146	57.06	42.94
8	30	2013	6	18	340	14.20	176	2394	136	204	40.00	60.00

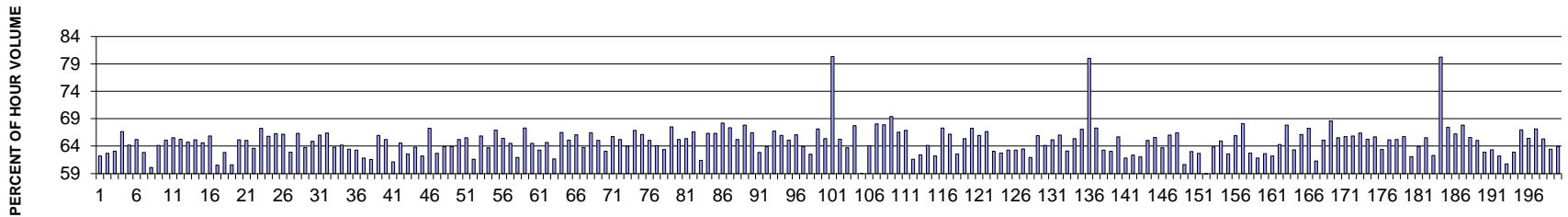
MO	DY	YR	DAY OF WK	HR	HR VOL	PERCENT OF AADT	HOUR NUMBER	AADT	NORTH VOLUME	SOUTH VOLUME	PERCENT NORTH IS OF TOTAL VOLUME	PERCENT SOUTH IS OF TOTAL VOLUME
7	26	2013	6	16	339	14.16	177	2394	145	194	42.77	57.23
8	5	2013	2	13	339	14.16	178	2394	156	183	46.02	53.98
3	31	2013	1	14	338	14.12	179	2394	163	175	48.22	51.78
6	22	2013	7	15	338	14.12	180	2394	183	155	54.14	45.86
6	23	2013	1	13	338	14.12	181	2394	190	148	56.21	43.79
7	19	2013	6	13	338	14.12	182	2394	151	187	44.67	55.33
8	23	2013	6	13	338	14.12	183	2394	173	165	51.18	48.82
8	23	2013	6	14	338	14.12	184	2394	145	193	42.90	57.10
8	30	2013	6	12	338	14.12	185	2394	155	183	45.86	54.14
8	30	2013	6	13	338	14.12	186	2394	153	185	45.27	54.73
6	16	2013	1	14	336	14.04	187	2394	159	177	47.32	52.68
6	16	2013	1	16	336	14.04	188	2394	185	151	55.06	44.94
7	12	2013	6	14	336	14.04	189	2394	138	198	41.07	58.93
7	28	2013	1	17	336	14.04	190	2394	206	130	61.31	38.69
8	3	2013	7	13	336	14.04	191	2394	150	186	44.64	55.36
8	8	2013	5	16	336	14.04	192	2394	168	168	50.00	50.00
6	29	2013	7	14	335	13.99	193	2394	152	183	45.37	54.63
7	13	2013	7	15	335	13.99	194	2394	156	179	46.57	53.43
7	26	2013	6	14	335	13.99	195	2394	150	185	44.78	55.22
8	9	2013	6	13	335	13.99	196	2394	163	172	48.66	51.34
3	30	2013	7	16	334	13.95	197	2394	184	150	55.09	44.91
4	27	2013	7	13	334	13.95	198	2394	101	233	30.24	69.76
5	26	2013	1	16	334	13.95	199	2394	190	144	56.89	43.11
8	19	2013	2	15	334	13.95	200	2394	178	156	53.29	46.71

**SR 522 MP 13.30 WOODINVILLE ADC SITE P19
K FOR PEAK 200 HOURS OF 2013**



AADT= 47438 K 30 FACTOR= 8.64 K 100 FACTOR= 8.43 K 200 FACTOR= 8.24 D 30 FACTOR= 64.88

**SR 522 MP 13.30 WOODINVILLE ADC SITE P19
D % IN THE PEAK 200 HOURS OF 2013**



MO	DY	YR	DAY OF WK	HR	HR VOL	PERCENT OF AADT	HOUR NUMBER	AADT	EAST VOLUME	WEST VOLUME	PERCENT EAST IS OF TOTAL VOLUME	PERCENT WEST IS OF TOTAL VOLUME
8	16	2013	6	16	4346	9.16	1	47438	2704	1642	62.22	37.78
8	16	2013	6	17	4317	9.10	2	47438	2707	1610	62.71	37.29
8	23	2013	6	16	4238	8.93	3	47438	2672	1566	63.05	36.95
4	17	2013	4	17	4226	8.91	4	47438	2816	1410	66.64	33.36
8	27	2013	3	17	4183	8.82	5	47438	2686	1497	64.21	35.79
7	11	2013	5	17	4181	8.81	6	47438	2727	1454	65.22	34.78
7	19	2013	6	16	4175	8.80	7	47438	2624	1551	62.85	37.15
8	15	2013	5	17	4169	8.79	8	47438	2505	1664	60.09	39.91
6	28	2013	6	16	4167	8.78	9	47438	2673	1494	64.15	35.85
6	5	2013	4	17	4147	8.74	10	47438	2700	1447	65.11	34.89
8	21	2013	4	17	4144	8.74	11	47438	2716	1428	65.54	34.46
6	13	2013	5	17	4136	8.72	12	47438	2700	1436	65.28	34.72

MO	DY	YR	DAY OF WK	HR	HR VOL	PERCENT OF AADT	HOUR NUMBER	AADT	EAST VOLUME	WEST VOLUME	PERCENT EAST IS OF TOTAL VOLUME	PERCENT WEST IS OF TOTAL VOLUME
6	12	2013	4	17	4133	8.71	13	47438	2675	1458	64.72	35.28
4	11	2013	5	17	4132	8.71	14	47438	2691	1441	65.13	34.87
8	14	2013	4	17	4129	8.70	15	47438	2668	1461	64.62	35.38
7	12	2013	6	17	4123	8.69	16	47438	2715	1408	65.85	34.15
2	8	2013	6	16	4117	8.68	17	47438	2493	1624	60.55	39.45
10	11	2013	6	16	4117	8.68	18	47438	2587	1530	62.84	37.16
7	11	2013	5	16	4114	8.67	19	47438	2493	1621	60.60	39.40
8	9	2013	6	16	4111	8.67	20	47438	2679	1432	65.17	34.83
6	6	2013	5	17	4109	8.66	21	47438	2672	1437	65.03	34.97
8	22	2013	5	17	4106	8.66	22	47438	2612	1494	63.61	36.39
5	20	2013	2	17	4105	8.65	23	47438	2760	1345	67.24	32.76
6	27	2013	5	17	4105	8.65	24	47438	2702	1403	65.82	34.18
4	25	2013	5	17	4102	8.65	25	47438	2719	1383	66.28	33.72
5	1	2013	4	17	4102	8.65	26	47438	2715	1387	66.19	33.81
6	6	2013	5	16	4102	8.65	27	47438	2581	1521	62.92	37.08
4	23	2013	3	17	4099	8.64	28	47438	2719	1380	66.33	33.67
6	14	2013	6	17	4097	8.64	29	47438	2612	1485	63.75	36.25
8	5	2013	2	17	4097	8.64	30	47438	2658	1439	64.88	35.12
8	28	2013	4	17	4096	8.63	31	47438	2704	1392	66.02	33.98
6	19	2013	4	17	4095	8.63	32	47438	2718	1377	66.37	33.63
12	19	2013	5	17	4095	8.63	33	47438	2614	1481	63.83	36.17
2	8	2013	6	17	4093	8.63	34	47438	2626	1467	64.16	35.84
8	23	2013	6	17	4092	8.63	35	47438	2596	1496	63.44	36.56
12	19	2013	5	16	4091	8.62	36	47438	2588	1503	63.26	36.74
5	3	2013	6	16	4088	8.62	37	47438	2527	1561	61.82	38.18
5	31	2013	6	16	4084	8.61	38	47438	2514	1570	61.56	38.44
7	3	2013	4	17	4083	8.61	39	47438	2693	1390	65.96	34.04
6	26	2013	4	17	4081	8.60	40	47438	2661	1420	65.20	34.80
6	14	2013	6	16	4080	8.60	41	47438	2494	1586	61.13	38.87
8	1	2013	5	17	4078	8.60	42	47438	2632	1446	64.54	35.46
8	27	2013	3	16	4078	8.60	43	47438	2553	1525	62.60	37.40
7	10	2013	4	17	4077	8.59	44	47438	2601	1476	63.80	36.20
7	12	2013	6	16	4075	8.59	45	47438	2534	1541	62.18	37.82
5	8	2013	4	17	4073	8.59	46	47438	2739	1334	67.25	32.75
6	13	2013	5	16	4073	8.59	47	47438	2554	1519	62.71	37.29
8	26	2013	2	17	4073	8.59	48	47438	2603	1470	63.91	36.09
4	26	2013	6	17	4071	8.58	49	47438	2603	1468	63.94	36.06
5	31	2013	6	17	4068	8.58	50	47438	2652	1416	65.19	34.81
8	20	2013	3	17	4067	8.57	51	47438	2665	1402	65.53	34.47
12	23	2013	2	17	4066	8.57	52	47438	2505	1561	61.61	38.39
8	6	2013	3	17	4061	8.56	53	47438	2674	1387	65.85	34.15

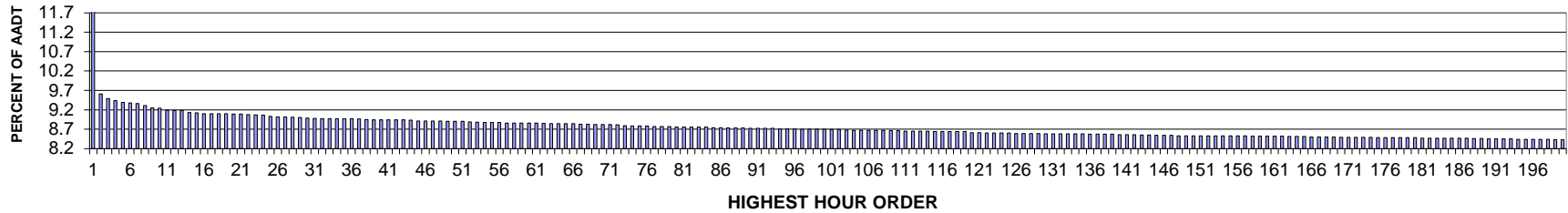
MO	DY	YR	DAY OF WK	HR	HR VOL	PERCENT OF AADT	HOUR NUMBER	AADT	EAST VOLUME	WEST VOLUME	PERCENT EAST IS OF TOTAL VOLUME	PERCENT WEST IS OF TOTAL VOLUME
5	10	2013	6	17	4057	8.55	54	47438	2585	1472	63.72	36.28
6	10	2013	2	17	4056	8.55	55	47438	2714	1342	66.91	33.09
5	23	2013	5	17	4053	8.54	56	47438	2651	1402	65.41	34.59
7	31	2013	4	17	4053	8.54	57	47438	2614	1439	64.50	35.50
8	22	2013	5	16	4051	8.54	58	47438	2509	1542	61.94	38.06
7	23	2013	3	17	4046	8.53	59	47438	2723	1323	67.30	32.70
8	1	2013	5	16	4044	8.52	60	47438	2609	1435	64.52	35.48
7	19	2013	6	17	4043	8.52	61	47438	2559	1484	63.29	36.71
9	20	2013	6	17	4043	8.52	62	47438	2614	1429	64.65	35.35
6	7	2013	6	16	4042	8.52	63	47438	2492	1550	61.65	38.35
12	18	2013	4	17	4042	8.52	64	47438	2688	1354	66.50	33.50
7	8	2013	2	17	4041	8.52	65	47438	2631	1410	65.11	34.89
10	11	2013	6	17	4040	8.52	66	47438	2668	1372	66.04	33.96
3	8	2013	6	17	4038	8.51	67	47438	2574	1464	63.74	36.26
10	16	2013	4	17	4037	8.51	68	47438	2683	1354	66.46	33.54
5	17	2013	6	17	4034	8.50	69	47438	2624	1410	65.05	34.95
4	26	2013	6	16	4032	8.50	70	47438	2543	1489	63.07	36.93
6	18	2013	3	17	4031	8.50	71	47438	2650	1381	65.74	34.26
8	13	2013	3	17	4031	8.50	72	47438	2628	1403	65.19	34.81
10	4	2013	6	16	4031	8.50	73	47438	2578	1453	63.95	36.05
5	22	2013	4	17	4028	8.49	74	47438	2693	1335	66.86	33.14
6	3	2013	2	17	4028	8.49	75	47438	2663	1365	66.11	33.89
7	22	2013	2	17	4026	8.49	76	47438	2618	1408	65.03	34.97
10	18	2013	6	17	4026	8.49	77	47438	2580	1446	64.08	35.92
2	1	2013	6	17	4023	8.48	78	47438	2550	1473	63.39	36.61
6	4	2013	3	17	4023	8.48	79	47438	2716	1307	67.51	32.49
7	3	2013	4	16	4021	8.48	80	47438	2621	1400	65.18	34.82
7	1	2013	2	17	4020	8.47	81	47438	2628	1392	65.37	34.63
3	25	2013	2	17	4019	8.47	82	47438	2676	1343	66.58	33.42
9	20	2013	6	16	4019	8.47	83	47438	2467	1552	61.38	38.62
7	30	2013	3	17	4018	8.47	84	47438	2665	1353	66.33	33.67
3	19	2013	3	17	4017	8.47	85	47438	2664	1353	66.32	33.68
4	16	2013	3	17	4015	8.46	86	47438	2738	1277	68.19	31.81
8	19	2013	2	17	4013	8.46	87	47438	2702	1311	67.33	32.67
6	21	2013	6	17	4012	8.46	88	47438	2615	1397	65.18	34.82
5	7	2013	3	17	4011	8.46	89	47438	2721	1290	67.84	32.16
5	14	2013	3	17	4011	8.46	90	47438	2664	1347	66.42	33.58
5	10	2013	6	16	4009	8.45	91	47438	2520	1489	62.86	37.14
8	2	2013	6	16	4007	8.45	92	47438	2561	1446	63.91	36.09
8	12	2013	2	17	4005	8.44	93	47438	2673	1332	66.74	33.26
2	14	2013	5	17	4004	8.44	94	47438	2641	1363	65.96	34.04

MO	DY	YR	DAY OF WK	HR	HR VOL	PERCENT OF AADT	HOUR NUMBER	AADT	EAST VOLUME	WEST VOLUME	PERCENT EAST IS OF TOTAL VOLUME	PERCENT WEST IS OF TOTAL VOLUME
5	28	2013	3	17	4004	8.44	95	47438	2607	1397	65.11	34.89
6	28	2013	6	17	4004	8.44	96	47438	2646	1358	66.08	33.92
7	9	2013	3	17	4003	8.44	97	47438	2558	1445	63.90	36.10
8	14	2013	4	16	4003	8.44	98	47438	2503	1500	62.53	37.47
4	29	2013	2	17	4002	8.44	99	47438	2687	1315	67.14	32.86
4	24	2013	4	17	3998	8.43	100	47438	2613	1385	65.36	34.64
6	11	2013	3	7	3998	8.43	101	47438	786	3212	19.66	80.34
7	17	2013	4	17	3998	8.43	102	47438	2609	1389	65.26	34.74
10	16	2013	4	16	3998	8.43	103	47438	2548	1450	63.73	36.27
5	16	2013	5	17	3997	8.43	104	47438	2708	1289	67.75	32.25
8	15	2013	5	16	3996	8.42	105	47438	2360	1636	59.06	40.94
8	15	2013	5	18	3996	8.42	106	47438	2561	1435	64.09	35.91
10	3	2013	5	17	3994	8.42	107	47438	2717	1277	68.03	31.97
10	28	2013	2	17	3994	8.42	108	47438	2712	1282	67.90	32.10
10	31	2013	5	17	3994	8.42	109	47438	2772	1222	69.40	30.60
6	7	2013	6	17	3993	8.42	110	47438	2657	1336	66.54	33.46
6	24	2013	2	17	3992	8.42	111	47438	2670	1322	66.88	33.12
2	1	2013	6	16	3990	8.41	112	47438	2459	1531	61.63	38.37
7	23	2013	3	16	3988	8.41	113	47438	2490	1498	62.44	37.56
5	17	2013	6	16	3987	8.40	114	47438	2557	1430	64.13	35.87
8	26	2013	2	16	3986	8.40	115	47438	2480	1506	62.22	37.78
4	30	2013	3	17	3985	8.40	116	47438	2681	1304	67.28	32.72
5	2	2013	5	17	3985	8.40	117	47438	2636	1349	66.15	33.85
5	16	2013	5	16	3985	8.40	118	47438	2494	1491	62.58	37.42
10	15	2013	3	17	3985	8.40	119	47438	2604	1381	65.35	34.65
9	17	2013	3	17	3984	8.40	120	47438	2680	1304	67.27	32.73
9	18	2013	4	17	3980	8.39	121	47438	2626	1354	65.98	34.02
9	19	2013	5	17	3980	8.39	122	47438	2653	1327	66.66	33.34
8	19	2013	2	16	3978	8.39	123	47438	2508	1470	63.05	36.95
1	25	2013	6	16	3977	8.38	124	47438	2496	1481	62.76	37.24
10	25	2013	6	16	3976	8.38	125	47438	2516	1460	63.28	36.72
6	21	2013	6	16	3975	8.38	126	47438	2515	1460	63.27	36.73
7	31	2013	4	16	3974	8.38	127	47438	2523	1451	63.49	36.51
6	11	2013	3	16	3973	8.38	128	47438	2460	1513	61.92	38.08
10	4	2013	6	17	3973	8.38	129	47438	2619	1354	65.92	34.08
7	15	2013	2	17	3971	8.37	130	47438	2547	1424	64.14	35.86
10	31	2013	5	16	3970	8.37	131	47438	2587	1383	65.16	34.84
3	26	2013	3	17	3969	8.37	132	47438	2619	1350	65.99	34.01
12	6	2013	6	17	3969	8.37	133	47438	2505	1464	63.11	36.89
1	18	2013	6	17	3968	8.36	134	47438	2593	1375	65.35	34.65
6	25	2013	3	17	3968	8.36	135	47438	2663	1305	67.11	32.89

MO	DY	YR	DAY OF WK	HR	HR VOL	PERCENT OF AADT	HOUR NUMBER	AADT	EAST VOLUME	WEST VOLUME	PERCENT EAST IS OF TOTAL VOLUME	PERCENT WEST IS OF TOTAL VOLUME
5	15	2013	4	7	3966	8.36	136	47438	793	3173	19.99	80.01
4	10	2013	4	17	3965	8.36	137	47438	2668	1297	67.29	32.71
6	18	2013	3	16	3965	8.36	138	47438	2510	1455	63.30	36.70
7	18	2013	5	17	3964	8.36	139	47438	2500	1464	63.07	36.93
4	15	2013	2	17	3962	8.35	140	47438	2603	1359	65.70	34.30
7	15	2013	2	16	3962	8.35	141	47438	2449	1513	61.81	38.19
2	15	2013	6	16	3961	8.35	142	47438	2470	1491	62.36	37.64
10	14	2013	2	16	3960	8.35	143	47438	2457	1503	62.05	37.95
4	11	2013	5	16	3959	8.35	144	47438	2576	1383	65.07	34.93
8	7	2013	4	17	3959	8.35	145	47438	2596	1363	65.57	34.43
5	2	2013	5	16	3957	8.34	146	47438	2520	1437	63.68	36.32
10	25	2013	6	17	3957	8.34	147	47438	2612	1345	66.01	33.99
3	28	2013	5	17	3956	8.34	148	47438	2628	1328	66.43	33.57
12	13	2013	6	16	3956	8.34	149	47438	2400	1556	60.67	39.33
7	24	2013	4	16	3955	8.34	150	47438	2493	1462	63.03	36.97
8	28	2013	4	16	3955	8.34	151	47438	2480	1475	62.71	37.29
12	23	2013	2	16	3954	8.34	152	47438	2305	1649	58.30	41.70
3	22	2013	6	17	3951	8.33	153	47438	2523	1428	63.86	36.14
4	5	2013	6	16	3951	8.33	154	47438	2565	1386	64.92	35.08
6	17	2013	2	16	3947	8.32	155	47438	2471	1476	62.60	37.40
5	15	2013	4	17	3946	8.32	156	47438	2601	1345	65.91	34.09
12	9	2013	2	17	3946	8.32	157	47438	2688	1258	68.12	31.88
6	4	2013	3	16	3945	8.32	158	47438	2476	1469	62.76	37.24
12	30	2013	2	17	3945	8.32	159	47438	2440	1505	61.85	38.15
3	15	2013	6	16	3940	8.31	160	47438	2467	1473	62.61	37.39
3	29	2013	6	17	3940	8.31	161	47438	2450	1490	62.18	37.82
6	3	2013	2	16	3940	8.31	162	47438	2533	1407	64.29	35.71
4	22	2013	2	17	3939	8.30	163	47438	2671	1268	67.81	32.19
5	28	2013	3	16	3939	8.30	164	47438	2495	1444	63.34	36.66
6	17	2013	2	17	3939	8.30	165	47438	2605	1334	66.13	33.87
9	26	2013	5	17	3938	8.30	166	47438	2648	1290	67.24	32.76
3	8	2013	6	16	3937	8.30	167	47438	2413	1524	61.29	38.71
3	27	2013	4	17	3936	8.30	168	47438	2563	1373	65.12	34.88
5	13	2013	2	17	3936	8.30	169	47438	2699	1237	68.57	31.43
8	8	2013	5	17	3935	8.30	170	47438	2579	1356	65.54	34.46
8	27	2013	3	18	3935	8.30	171	47438	2587	1348	65.74	34.26
9	6	2013	6	17	3933	8.29	172	47438	2590	1343	65.85	34.15
10	1	2013	3	17	3932	8.29	173	47438	2610	1322	66.38	33.62
10	8	2013	3	16	3932	8.29	174	47438	2567	1365	65.28	34.72
10	29	2013	3	17	3932	8.29	175	47438	2582	1350	65.67	34.33
2	15	2013	6	17	3930	8.28	176	47438	2490	1440	63.36	36.64

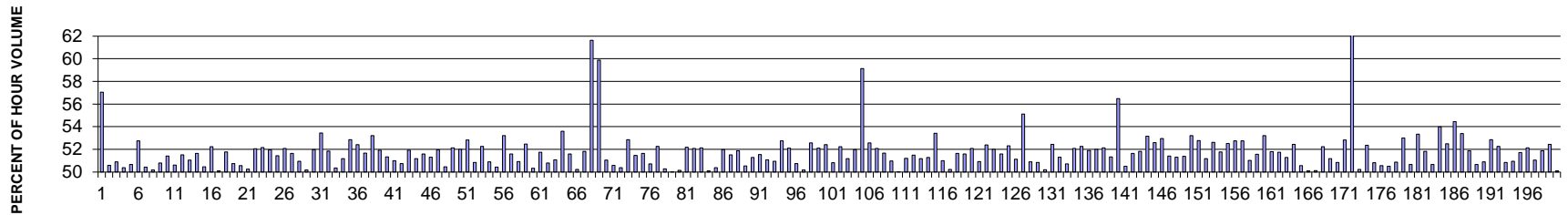
MO	DY	YR	DAY OF WK	HR	HR VOL	PERCENT OF AADT	HOUR NUMBER	AADT	EAST VOLUME	WEST VOLUME	PERCENT EAST IS OF TOTAL VOLUME	PERCENT WEST IS OF TOTAL VOLUME
12	17	2013	3	17	3930	8.28	177	47438	2561	1369	65.17	34.83
7	2	2013	3	17	3928	8.28	178	47438	2562	1366	65.22	34.78
10	30	2013	4	17	3927	8.28	179	47438	2582	1345	65.75	34.25
7	8	2013	2	16	3926	8.28	180	47438	2437	1489	62.07	37.93
8	9	2013	6	17	3926	8.28	181	47438	2510	1416	63.93	36.07
5	3	2013	6	17	3925	8.27	182	47438	2572	1353	65.53	34.47
10	18	2013	6	16	3924	8.27	183	47438	2446	1478	62.33	37.67
6	12	2013	4	7	3922	8.27	184	47438	775	3147	19.76	80.24
4	5	2013	6	17	3921	8.27	185	47438	2643	1278	67.41	32.59
2	26	2013	3	17	3920	8.26	186	47438	2596	1324	66.22	33.78
5	6	2013	2	17	3920	8.26	187	47438	2660	1260	67.86	32.14
6	11	2013	3	17	3920	8.26	188	47438	2571	1349	65.59	34.41
5	30	2013	5	17	3919	8.26	189	47438	2550	1369	65.07	34.93
6	19	2013	4	16	3919	8.26	190	47438	2466	1453	62.92	37.08
7	9	2013	3	16	3918	8.26	191	47438	2482	1436	63.35	36.65
1	31	2013	5	16	3917	8.26	192	47438	2436	1481	62.19	37.81
12	30	2013	2	16	3917	8.26	193	47438	2380	1537	60.76	39.24
5	15	2013	4	16	3914	8.25	194	47438	2461	1453	62.88	37.12
9	16	2013	2	17	3914	8.25	195	47438	2622	1292	66.99	33.01
10	10	2013	5	17	3914	8.25	196	47438	2561	1353	65.43	34.57
10	24	2013	5	17	3914	8.25	197	47438	2628	1286	67.14	32.86
4	12	2013	6	17	3913	8.25	198	47438	2555	1358	65.30	34.70
10	28	2013	2	16	3913	8.25	199	47438	2482	1431	63.43	36.57
4	24	2013	4	16	3910	8.24	200	47438	2499	1411	63.91	36.09

**SR 018 MP 5.26 AUBURN EAST ADC SITE P20
K FOR PEAK 200 HOURS OF 2013**



AADT= 57892 K 30 FACTOR= 8.99 K 100 FACTOR= 8.70 K 200 FACTOR= 8.43 D 30 FACTOR= 51.98

**SR 018 MP 5.26 AUBURN EAST ADC SITE P20
D % IN THE PEAK 200 HOURS OF 2013**



MO	DY	YR	DAY OF WK	HR	HR VOL	PERCENT OF AADT	HOUR NUMBER	AADT	EAST VOLUME	WEST VOLUME	PERCENT EAST IS OF TOTAL VOLUME	PERCENT WEST IS OF TOTAL VOLUME
11	3	2013	1	2	8301	14.34	1	57892	3566	4735	42.96	57.04
5	13	2013	2	14	5564	9.61	2	57892	2815	2749	50.59	49.41
6	14	2013	6	17	5494	9.49	3	57892	2796	2698	50.89	49.11
5	3	2013	6	17	5466	9.44	4	57892	2754	2712	50.38	49.62
9	20	2013	6	17	5435	9.39	5	57892	2681	2754	49.33	50.67
8	2	2013	6	18	5433	9.38	6	57892	2567	2866	47.25	52.75
6	7	2013	6	17	5421	9.36	7	57892	2734	2687	50.43	49.57
10	18	2013	6	17	5388	9.31	8	57892	2685	2703	49.83	50.17
5	3	2013	6	16	5356	9.25	9	57892	2635	2721	49.20	50.80
5	10	2013	6	17	5350	9.24	10	57892	2751	2599	51.42	48.58
10	25	2013	6	17	5321	9.19	11	57892	2693	2628	50.61	49.39
11	7	2013	5	10	5317	9.18	12	57892	2739	2578	51.51	48.49

MO	DY	YR	DAY OF WK	HR	HR VOL	PERCENT OF AADT	HOUR NUMBER	AADT	EAST VOLUME	WEST VOLUME	PERCENT EAST IS OF TOTAL VOLUME	PERCENT WEST IS OF TOTAL VOLUME
7	12	2013	6	17	5314	9.18	13	57892	2713	2601	51.05	48.95
5	17	2013	6	14	5284	9.13	14	57892	2728	2556	51.63	48.37
7	3	2013	4	17	5281	9.12	15	57892	2616	2665	49.54	50.46
6	7	2013	6	16	5271	9.10	16	57892	2753	2518	52.23	47.77
9	13	2013	6	16	5271	9.10	17	57892	2631	2640	49.91	50.09
6	6	2013	5	17	5268	9.10	18	57892	2727	2541	51.77	48.23
3	29	2013	6	17	5267	9.10	19	57892	2673	2594	50.75	49.25
8	2	2013	6	17	5265	9.09	20	57892	2603	2662	49.44	50.56
10	4	2013	6	17	5261	9.09	21	57892	2643	2618	50.24	49.76
8	1	2013	5	17	5257	9.08	22	57892	2737	2520	52.06	47.94
8	23	2013	6	17	5253	9.07	23	57892	2740	2513	52.16	47.84
9	13	2013	6	17	5244	9.06	24	57892	2725	2519	51.96	48.04
11	7	2013	5	11	5227	9.03	25	57892	2688	2539	51.43	48.57
10	11	2013	6	16	5224	9.02	26	57892	2721	2503	52.09	47.91
6	28	2013	6	17	5223	9.02	27	57892	2697	2526	51.64	48.36
8	16	2013	6	16	5215	9.01	28	57892	2657	2558	50.95	49.05
9	20	2013	6	18	5209	9.00	29	57892	2595	2614	49.82	50.18
6	21	2013	6	18	5204	8.99	30	57892	2705	2499	51.98	48.02
8	1	2013	5	18	5200	8.98	31	57892	2779	2421	53.44	46.56
8	16	2013	6	17	5193	8.97	32	57892	2692	2501	51.84	48.16
9	13	2013	6	18	5193	8.97	33	57892	2578	2615	49.64	50.36
6	21	2013	6	17	5192	8.97	34	57892	2657	2535	51.17	48.83
6	14	2013	6	18	5191	8.97	35	57892	2744	2447	52.86	47.14
10	11	2013	6	17	5191	8.97	36	57892	2721	2470	52.42	47.58
6	13	2013	5	17	5188	8.96	37	57892	2680	2508	51.66	48.34
7	11	2013	5	17	5182	8.95	38	57892	2758	2424	53.22	46.78
4	26	2013	6	17	5177	8.94	39	57892	2688	2489	51.92	48.08
6	7	2013	6	18	5177	8.94	40	57892	2657	2520	51.32	48.68
11	27	2013	4	17	5176	8.94	41	57892	2639	2537	50.99	49.01
12	13	2013	6	17	5176	8.94	42	57892	2626	2550	50.73	49.27
8	2	2013	6	16	5174	8.94	43	57892	2487	2687	48.07	51.93
5	10	2013	6	16	5170	8.93	44	57892	2646	2524	51.18	48.82
10	4	2013	6	16	5161	8.91	45	57892	2662	2499	51.58	48.42
5	17	2013	6	15	5158	8.91	46	57892	2646	2512	51.30	48.70
7	12	2013	6	18	5158	8.91	47	57892	2680	2478	51.96	48.04
8	9	2013	6	17	5157	8.91	48	57892	2602	2555	50.46	49.54
7	25	2013	5	18	5152	8.90	49	57892	2685	2467	52.12	47.88
8	30	2013	6	17	5151	8.90	50	57892	2679	2472	52.01	47.99
10	11	2013	6	18	5150	8.90	51	57892	2721	2429	52.83	47.17
6	14	2013	6	16	5146	8.89	52	57892	2616	2530	50.84	49.16
8	22	2013	5	17	5139	8.88	53	57892	2686	2453	52.27	47.73

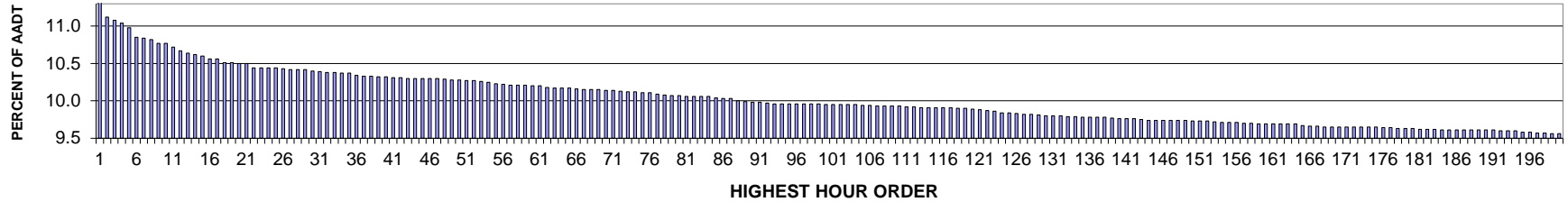
MO	DY	YR	DAY OF WK	HR	HR VOL	PERCENT OF AADT	HOUR NUMBER	AADT	EAST VOLUME	WEST VOLUME	PERCENT EAST IS OF TOTAL VOLUME	PERCENT WEST IS OF TOTAL VOLUME
6	27	2013	5	17	5135	8.87	54	57892	2613	2522	50.89	49.11
9	19	2013	5	17	5135	8.87	55	57892	2589	2546	50.42	49.58
6	27	2013	5	18	5134	8.87	56	57892	2732	2402	53.21	46.79
10	17	2013	5	17	5132	8.86	57	57892	2647	2485	51.58	48.42
8	8	2013	5	17	5131	8.86	58	57892	2612	2519	50.91	49.09
9	26	2013	5	17	5131	8.86	59	57892	2692	2439	52.47	47.53
10	18	2013	6	16	5129	8.86	60	57892	2581	2548	50.32	49.68
5	10	2013	6	18	5128	8.86	61	57892	2653	2475	51.74	48.26
5	3	2013	6	18	5122	8.85	62	57892	2601	2521	50.78	49.22
5	17	2013	6	13	5119	8.84	63	57892	2615	2504	51.08	48.92
11	27	2013	4	16	5119	8.84	64	57892	2744	2375	53.60	46.40
11	22	2013	6	17	5117	8.84	65	57892	2640	2477	51.59	48.41
12	6	2013	6	17	5117	8.84	66	57892	2547	2570	49.78	50.22
6	28	2013	6	18	5112	8.83	67	57892	2649	2463	51.82	48.18
8	4	2013	1	17	5112	8.83	68	57892	1961	3151	38.36	61.64
8	4	2013	1	16	5108	8.82	69	57892	2049	3059	40.11	59.89
8	21	2013	4	17	5108	8.82	70	57892	2607	2501	51.04	48.96
2	15	2013	6	18	5104	8.82	71	57892	2582	2522	50.59	49.41
2	15	2013	6	16	5102	8.81	72	57892	2570	2532	50.37	49.63
6	21	2013	6	16	5086	8.79	73	57892	2688	2398	52.85	47.15
7	3	2013	4	16	5085	8.78	74	57892	2616	2469	51.45	48.55
8	23	2013	6	18	5083	8.78	75	57892	2625	2458	51.64	48.36
5	16	2013	5	15	5082	8.78	76	57892	2577	2505	50.71	49.29
7	31	2013	4	17	5076	8.77	77	57892	2653	2423	52.27	47.73
9	20	2013	6	16	5076	8.77	78	57892	2524	2552	49.72	50.28
3	8	2013	6	17	5075	8.77	79	57892	2537	2538	49.99	50.01
2	15	2013	6	17	5068	8.75	80	57892	2541	2527	50.14	49.86
7	10	2013	4	17	5067	8.75	81	57892	2644	2423	52.18	47.82
5	9	2013	5	17	5066	8.75	82	57892	2639	2427	52.09	47.91
10	30	2013	4	17	5066	8.75	83	57892	2641	2425	52.13	47.87
3	29	2013	6	16	5065	8.75	84	57892	2537	2528	50.09	49.91
3	8	2013	6	18	5062	8.74	85	57892	2550	2512	50.38	49.62
9	12	2013	5	17	5057	8.74	86	57892	2628	2429	51.97	48.03
7	9	2013	3	17	5056	8.73	87	57892	2604	2452	51.50	48.50
7	18	2013	5	18	5054	8.73	88	57892	2622	2432	51.88	48.12
9	27	2013	6	18	5053	8.73	89	57892	2499	2554	49.46	50.54
6	19	2013	4	17	5050	8.72	90	57892	2589	2461	51.27	48.73
5	2	2013	5	17	5049	8.72	91	57892	2602	2447	51.53	48.47
11	1	2013	6	17	5049	8.72	92	57892	2579	2470	51.08	48.92
7	12	2013	6	16	5046	8.72	93	57892	2571	2475	50.95	49.05
4	19	2013	6	17	5045	8.71	94	57892	2661	2384	52.75	47.25

MO	DY	YR	DAY OF WK	HR	HR VOL	PERCENT OF AADT	HOUR NUMBER	AADT	EAST VOLUME	WEST VOLUME	PERCENT EAST IS OF TOTAL VOLUME	PERCENT WEST IS OF TOTAL VOLUME
6	5	2013	4	17	5042	8.71	95	57892	2627	2415	52.10	47.90
8	9	2013	6	18	5040	8.71	96	57892	2558	2482	50.75	49.25
7	19	2013	6	17	5039	8.70	97	57892	2511	2528	49.83	50.17
7	11	2013	5	18	5038	8.70	98	57892	2648	2390	52.56	47.44
8	16	2013	6	18	5036	8.70	99	57892	2624	2412	52.10	47.90
7	19	2013	6	18	5034	8.70	100	57892	2639	2395	52.42	47.58
8	28	2013	4	17	5033	8.69	101	57892	2558	2475	50.82	49.18
9	11	2013	4	18	5031	8.69	102	57892	2627	2404	52.22	47.78
8	12	2013	2	17	5026	8.68	103	57892	2572	2454	51.17	48.83
11	26	2013	3	17	5022	8.67	104	57892	2610	2412	51.97	48.03
8	2	2013	6	19	5021	8.67	105	57892	2052	2969	40.87	59.13
3	22	2013	6	17	5019	8.67	106	57892	2638	2381	52.56	47.44
7	9	2013	3	18	5019	8.67	107	57892	2614	2405	52.08	47.92
10	18	2013	6	18	5018	8.67	108	57892	2593	2425	51.67	48.33
10	4	2013	6	18	5014	8.66	109	57892	2555	2459	50.96	49.04
4	5	2013	6	16	5013	8.66	110	57892	2507	2506	50.01	49.99
6	28	2013	6	16	5009	8.65	111	57892	2565	2444	51.21	48.79
10	24	2013	5	17	5009	8.65	112	57892	2579	2430	51.49	48.51
4	5	2013	6	17	5008	8.65	113	57892	2563	2445	51.18	48.82
8	15	2013	5	17	5008	8.65	114	57892	2568	2440	51.28	48.72
4	26	2013	6	18	5001	8.64	115	57892	2671	2330	53.41	46.59
9	19	2013	5	18	5000	8.64	116	57892	2550	2450	51.00	49.00
5	15	2013	4	14	4999	8.64	117	57892	2510	2489	50.21	49.79
6	11	2013	3	18	4999	8.64	118	57892	2582	2417	51.65	48.35
8	13	2013	3	17	4999	8.64	119	57892	2579	2420	51.59	48.41
10	25	2013	6	16	4983	8.61	120	57892	2595	2388	52.08	47.92
4	26	2013	6	16	4982	8.61	121	57892	2537	2445	50.92	49.08
3	15	2013	6	17	4981	8.60	122	57892	2609	2372	52.38	47.62
7	3	2013	4	18	4979	8.60	123	57892	2589	2390	52.00	48.00
6	12	2013	4	17	4978	8.60	124	57892	2568	2410	51.59	48.41
7	25	2013	5	17	4977	8.60	125	57892	2604	2373	52.32	47.68
8	23	2013	6	16	4975	8.59	126	57892	2543	2432	51.12	48.88
5	23	2013	5	15	4974	8.59	127	57892	2741	2233	55.11	44.89
6	26	2013	4	17	4971	8.59	128	57892	2529	2442	50.88	49.12
7	19	2013	6	16	4971	8.59	129	57892	2528	2443	50.85	49.15
6	17	2013	2	17	4970	8.58	130	57892	2495	2475	50.20	49.80
5	23	2013	5	14	4969	8.58	131	57892	2606	2363	52.45	47.55
2	1	2013	6	17	4968	8.58	132	57892	2549	2419	51.31	48.69
3	29	2013	6	18	4968	8.58	133	57892	2520	2448	50.72	49.28
6	13	2013	5	18	4968	8.58	134	57892	2588	2380	52.09	47.91
9	6	2013	6	18	4968	8.58	135	57892	2597	2371	52.27	47.73

MO	DY	YR	DAY OF WK	HR	HR VOL	PERCENT OF AADT	HOUR NUMBER	AADT	EAST VOLUME	WEST VOLUME	PERCENT EAST IS OF TOTAL VOLUME	PERCENT WEST IS OF TOTAL VOLUME
7	18	2013	5	17	4964	8.57	136	57892	2577	2387	51.91	48.09
5	8	2013	4	17	4962	8.57	137	57892	2580	2382	52.00	48.00
3	1	2013	6	17	4960	8.57	138	57892	2585	2375	52.12	47.88
12	6	2013	6	16	4960	8.57	139	57892	2546	2414	51.33	48.67
8	4	2013	1	15	4954	8.56	140	57892	2156	2798	43.52	56.48
10	16	2013	4	17	4953	8.56	141	57892	2502	2451	50.51	49.49
12	5	2013	5	17	4953	8.56	142	57892	2557	2396	51.63	48.37
10	10	2013	5	17	4951	8.55	143	57892	2566	2385	51.83	48.17
5	14	2013	3	15	4948	8.55	144	57892	2630	2318	53.15	46.85
5	8	2013	4	18	4945	8.54	145	57892	2601	2344	52.60	47.40
6	5	2013	4	18	4944	8.54	146	57892	2618	2326	52.95	47.05
12	19	2013	5	17	4942	8.54	147	57892	2541	2401	51.42	48.58
2	14	2013	5	17	4941	8.53	148	57892	2535	2406	51.31	48.69
9	6	2013	6	17	4941	8.53	149	57892	2538	2403	51.37	48.63
3	15	2013	6	18	4940	8.53	150	57892	2628	2312	53.20	46.80
6	19	2013	4	18	4940	8.53	151	57892	2607	2333	52.77	47.23
7	2	2013	3	17	4940	8.53	152	57892	2528	2412	51.17	48.83
7	10	2013	4	18	4940	8.53	153	57892	2600	2340	52.63	47.37
10	31	2013	5	17	4940	8.53	154	57892	2557	2383	51.76	48.24
4	17	2013	4	17	4939	8.53	155	57892	2594	2345	52.52	47.48
9	25	2013	4	17	4939	8.53	156	57892	2606	2333	52.76	47.24
2	8	2013	6	17	4936	8.53	157	57892	2603	2333	52.74	47.26
5	16	2013	5	14	4935	8.52	158	57892	2518	2417	51.02	48.98
10	3	2013	5	17	4935	8.52	159	57892	2545	2390	51.57	48.43
7	30	2013	3	18	4933	8.52	160	57892	2625	2308	53.21	46.79
4	23	2013	3	17	4931	8.52	161	57892	2554	2377	51.79	48.21
10	28	2013	2	17	4931	8.52	162	57892	2552	2379	51.75	48.25
6	18	2013	3	17	4929	8.51	163	57892	2527	2402	51.27	48.73
1	4	2013	6	17	4927	8.51	164	57892	2584	2343	52.45	47.55
11	22	2013	6	16	4927	8.51	165	57892	2491	2436	50.56	49.44
4	25	2013	5	17	4922	8.50	166	57892	2466	2456	50.10	49.90
8	9	2013	6	16	4922	8.50	167	57892	2467	2455	50.12	49.88
8	1	2013	5	16	4921	8.50	168	57892	2570	2351	52.23	47.77
6	4	2013	3	17	4918	8.50	169	57892	2517	2401	51.18	48.82
8	5	2013	2	17	4917	8.49	170	57892	2500	2417	50.84	49.16
7	24	2013	4	18	4916	8.49	171	57892	2597	2319	52.83	47.17
8	4	2013	1	18	4916	8.49	172	57892	1781	3135	36.23	63.77
4	4	2013	5	17	4913	8.49	173	57892	2468	2445	50.23	49.77
5	1	2013	4	17	4913	8.49	174	57892	2573	2340	52.37	47.63
7	23	2013	3	17	4911	8.48	175	57892	2496	2415	50.82	49.18
7	17	2013	4	17	4910	8.48	176	57892	2483	2427	50.57	49.43

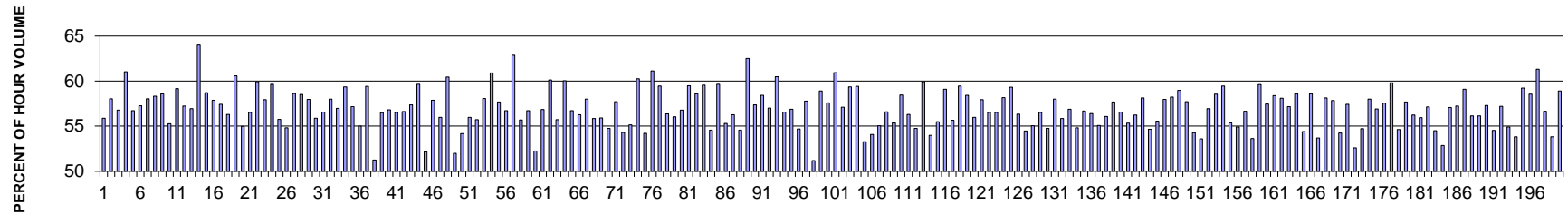
MO	DY	YR	DAY OF WK	HR	HR VOL	PERCENT OF AADT	HOUR NUMBER	AADT	EAST VOLUME	WEST VOLUME	PERCENT EAST IS OF TOTAL VOLUME	PERCENT WEST IS OF TOTAL VOLUME
11	27	2013	4	15	4910	8.48	177	57892	2480	2430	50.51	49.49
7	24	2013	4	17	4908	8.48	178	57892	2496	2412	50.86	49.14
8	15	2013	5	18	4907	8.48	179	57892	2601	2306	53.01	46.99
8	22	2013	5	18	4907	8.48	180	57892	2486	2421	50.66	49.34
7	2	2013	3	18	4906	8.47	181	57892	2617	2289	53.34	46.66
11	20	2013	4	17	4906	8.47	182	57892	2542	2364	51.81	48.19
11	25	2013	2	17	4906	8.47	183	57892	2485	2421	50.65	49.35
5	22	2013	4	15	4905	8.47	184	57892	2648	2257	53.99	46.01
6	26	2013	4	18	4904	8.47	185	57892	2574	2330	52.49	47.51
4	19	2013	6	18	4901	8.47	186	57892	2668	2233	54.44	45.56
4	25	2013	5	18	4901	8.47	187	57892	2617	2284	53.40	46.60
7	1	2013	2	17	4900	8.46	188	57892	2541	2359	51.86	48.14
7	15	2013	2	17	4896	8.46	189	57892	2481	2415	50.67	49.33
5	20	2013	2	14	4894	8.45	190	57892	2490	2404	50.88	49.12
5	2	2013	5	18	4893	8.45	191	57892	2586	2307	52.85	47.15
8	8	2013	5	18	4891	8.45	192	57892	2556	2335	52.26	47.74
12	17	2013	3	17	4889	8.45	193	57892	2486	2403	50.85	49.15
11	1	2013	6	16	4886	8.44	194	57892	2489	2397	50.94	49.06
11	12	2013	3	11	4886	8.44	195	57892	2527	2359	51.72	48.28
4	2	2013	3	17	4885	8.44	196	57892	2547	2338	52.14	47.86
10	25	2013	6	18	4885	8.44	197	57892	2494	2391	51.05	48.95
3	22	2013	6	18	4884	8.44	198	57892	2534	2350	51.88	48.12
9	11	2013	4	17	4883	8.43	199	57892	2561	2322	52.45	47.55
7	16	2013	3	17	4879	8.43	200	57892	2435	2444	49.91	50.09

**SR 009 MP 28.75 ARLINGTON ADC SITE P21
K FOR PEAK 200 HOURS OF 2013**



AADT= 12316 K 30 FACTOR= 10.40 K 100 FACTOR= 9.95 K 200 FACTOR= 9.56 D 30 FACTOR= 55.89

**SR 009 MP 28.75 ARLINGTON ADC SITE P21
D % IN THE PEAK 200 HOURS OF 2013**



MO	DY	YR	DAY OF WK	HR	HR VOL	PERCENT OF AADT	HOUR NUMBER	AADT	NORTH VOLUME	SOUTH VOLUME	PERCENT NORTH IS OF TOTAL VOLUME	PERCENT SOUTH IS OF TOTAL VOLUME
7	22	2013	2	17	1396	11.33	1	12316	780	616	55.87	44.13
10	17	2013	5	17	1370	11.12	2	12316	795	575	58.03	41.97
10	3	2013	5	17	1365	11.08	3	12316	775	590	56.78	43.22
8	30	2013	6	17	1360	11.04	4	12316	830	530	61.03	38.97
10	23	2013	4	17	1352	10.98	5	12316	767	585	56.73	43.27
5	31	2013	6	16	1336	10.85	6	12316	765	571	57.26	42.74
6	6	2013	5	17	1335	10.84	7	12316	775	560	58.05	41.95
6	7	2013	6	17	1332	10.82	8	12316	777	555	58.33	41.67
5	31	2013	6	17	1326	10.77	9	12316	777	549	58.60	41.40
9	26	2013	5	17	1326	10.77	10	12316	733	593	55.28	44.72
10	4	2013	6	17	1320	10.72	11	12316	781	539	59.17	40.83
9	19	2013	5	17	1314	10.67	12	12316	752	562	57.23	42.77

MO	DY	YR	DAY OF WK	HR	HR VOL	PERCENT OF AADT	HOUR NUMBER	AADT	NORTH VOLUME	SOUTH VOLUME	PERCENT NORTH IS OF TOTAL VOLUME	PERCENT SOUTH IS OF TOTAL VOLUME
10	4	2013	6	16	1310	10.64	13	12316	746	564	56.95	43.05
5	24	2013	6	17	1308	10.62	14	12316	837	471	63.99	36.01
10	8	2013	3	17	1306	10.60	15	12316	767	539	58.73	41.27
9	27	2013	6	17	1301	10.56	16	12316	753	548	57.88	42.12
10	18	2013	6	16	1301	10.56	17	12316	747	554	57.42	42.58
10	24	2013	5	17	1295	10.51	18	12316	729	566	56.29	43.71
10	23	2013	4	16	1294	10.51	19	12316	784	510	60.59	39.41
6	17	2013	2	17	1293	10.50	20	12316	711	582	54.99	45.01
10	31	2013	5	17	1293	10.50	21	12316	731	562	56.54	43.46
5	24	2013	6	15	1286	10.44	22	12316	771	515	59.95	40.05
6	28	2013	6	17	1286	10.44	23	12316	745	541	57.93	42.07
10	11	2013	6	17	1286	10.44	24	12316	767	519	59.64	40.36
11	26	2013	3	17	1286	10.44	25	12316	717	569	55.75	44.25
8	28	2013	4	17	1284	10.43	26	12316	704	580	54.83	45.17
7	3	2013	4	17	1283	10.42	27	12316	752	531	58.61	41.39
9	20	2013	6	17	1283	10.42	28	12316	751	532	58.53	41.47
11	14	2013	5	17	1283	10.42	29	12316	744	539	57.99	42.01
10	9	2013	4	17	1281	10.40	30	12316	716	565	55.89	44.11
9	20	2013	6	16	1280	10.39	31	12316	724	556	56.56	43.44
11	15	2013	6	17	1279	10.38	32	12316	742	537	58.01	41.99
9	18	2013	4	17	1278	10.38	33	12316	728	550	56.96	43.04
10	18	2013	6	17	1277	10.37	34	12316	758	519	59.36	40.64
10	28	2013	2	17	1277	10.37	35	12316	730	547	57.17	42.83
7	22	2013	2	18	1274	10.34	36	12316	701	573	55.02	44.98
7	19	2013	6	17	1272	10.33	37	12316	756	516	59.43	40.57
10	18	2013	6	18	1272	10.33	38	12316	652	620	51.26	48.74
11	22	2013	6	16	1271	10.32	39	12316	718	553	56.49	43.51
12	6	2013	6	17	1271	10.32	40	12316	722	549	56.81	43.19
6	7	2013	6	16	1270	10.31	41	12316	718	552	56.54	43.46
10	25	2013	6	17	1270	10.31	42	12316	719	551	56.61	43.39
8	8	2013	5	17	1269	10.30	43	12316	728	541	57.37	42.63
8	30	2013	6	16	1269	10.30	44	12316	757	512	59.65	40.35
6	7	2013	6	18	1268	10.30	45	12316	607	661	47.87	52.13
10	16	2013	4	17	1268	10.30	46	12316	734	534	57.89	42.11
12	6	2013	6	16	1268	10.30	47	12316	710	558	55.99	44.01
10	10	2013	5	17	1267	10.29	48	12316	766	501	60.46	39.54
7	24	2013	4	17	1266	10.28	49	12316	658	608	51.97	48.03
12	19	2013	5	17	1266	10.28	50	12316	686	580	54.19	45.81
9	19	2013	5	16	1265	10.27	51	12316	708	557	55.97	44.03
11	21	2013	5	17	1265	10.27	52	12316	705	560	55.73	44.27
8	9	2013	6	18	1264	10.26	53	12316	734	530	58.07	41.93

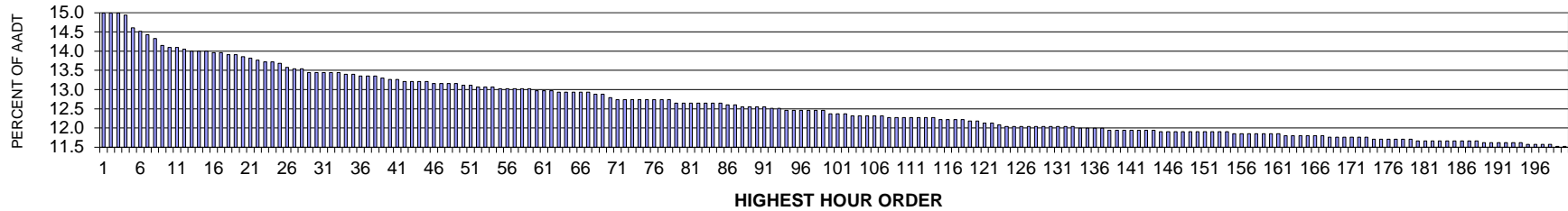
MO	DY	YR	DAY OF WK	HR	HR VOL	PERCENT OF AADT	HOUR NUMBER	AADT	NORTH VOLUME	SOUTH VOLUME	PERCENT NORTH IS OF TOTAL VOLUME	PERCENT SOUTH IS OF TOTAL VOLUME
9	13	2013	6	17	1263	10.25	54	12316	769	494	60.89	39.11
9	12	2013	5	17	1260	10.23	55	12316	727	533	57.70	42.30
10	15	2013	3	17	1259	10.22	56	12316	714	545	56.71	43.29
5	24	2013	6	16	1258	10.21	57	12316	791	467	62.88	37.12
6	13	2013	5	17	1257	10.21	58	12316	700	557	55.69	44.31
6	26	2013	4	17	1257	10.21	59	12316	713	544	56.72	43.28
10	23	2013	4	18	1256	10.20	60	12316	656	600	52.23	47.77
10	25	2013	6	16	1256	10.20	61	12316	714	542	56.85	43.15
9	20	2013	6	18	1254	10.18	62	12316	754	500	60.13	39.87
6	5	2013	4	16	1253	10.17	63	12316	698	555	55.71	44.29
10	7	2013	2	17	1253	10.17	64	12316	752	501	60.02	39.98
6	5	2013	4	17	1252	10.17	65	12316	710	542	56.71	43.29
6	18	2013	3	17	1251	10.16	66	12316	704	547	56.27	43.73
10	2	2013	4	17	1250	10.15	67	12316	725	525	58.00	42.00
10	21	2013	2	17	1250	10.15	68	12316	698	552	55.84	44.16
11	12	2013	3	17	1250	10.15	69	12316	699	551	55.92	44.08
6	25	2013	3	17	1249	10.14	70	12316	684	565	54.76	45.24
9	27	2013	6	16	1249	10.14	71	12316	721	528	57.73	42.27
10	17	2013	5	16	1247	10.13	72	12316	677	570	54.29	45.71
6	19	2013	4	17	1246	10.12	73	12316	687	559	55.14	44.86
8	9	2013	6	17	1246	10.12	74	12316	751	495	60.27	39.73
6	6	2013	5	16	1245	10.11	75	12316	675	570	54.22	45.78
8	2	2013	6	18	1245	10.11	76	12316	761	484	61.12	38.88
12	16	2013	2	17	1243	10.09	77	12316	739	504	59.45	40.55
11	25	2013	2	17	1242	10.08	78	12316	700	542	56.36	43.64
6	11	2013	3	17	1240	10.07	79	12316	695	545	56.05	43.95
10	29	2013	3	17	1240	10.07	80	12316	704	536	56.77	43.23
5	3	2013	6	16	1239	10.06	81	12316	737	502	59.48	40.52
8	5	2013	2	17	1239	10.06	82	12316	726	513	58.60	41.40
8	23	2013	6	17	1239	10.06	83	12316	738	501	59.56	40.44
10	30	2013	4	17	1239	10.06	84	12316	676	563	54.56	45.44
6	14	2013	6	17	1237	10.04	85	12316	738	499	59.66	40.34
6	27	2013	5	17	1235	10.03	86	12316	683	552	55.30	44.70
9	26	2013	5	16	1235	10.03	87	12316	695	540	56.28	43.72
10	25	2013	6	18	1232	10.00	88	12316	672	560	54.55	45.45
7	19	2013	6	18	1230	9.99	89	12316	769	461	62.52	37.48
10	11	2013	6	18	1229	9.98	90	12316	705	524	57.36	42.64
11	27	2013	4	16	1229	9.98	91	12316	718	511	58.42	41.58
11	20	2013	4	17	1228	9.97	92	12316	700	528	57.00	43.00
5	3	2013	6	17	1227	9.96	93	12316	742	485	60.47	39.53
5	10	2013	6	17	1227	9.96	94	12316	694	533	56.56	43.44

MO	DY	YR	DAY OF WK	HR	HR VOL	PERCENT OF AADT	HOUR NUMBER	AADT	NORTH VOLUME	SOUTH VOLUME	PERCENT NORTH IS OF TOTAL VOLUME	PERCENT SOUTH IS OF TOTAL VOLUME
5	30	2013	5	17	1227	9.96	95	12316	698	529	56.89	43.11
6	27	2013	5	16	1227	9.96	96	12316	671	556	54.69	45.31
9	10	2013	3	17	1227	9.96	97	12316	709	518	57.78	42.22
9	19	2013	5	18	1227	9.96	98	12316	628	599	51.18	48.82
12	12	2013	5	17	1227	9.96	99	12316	723	504	58.92	41.08
5	1	2013	4	17	1226	9.95	100	12316	706	520	57.59	42.41
7	3	2013	4	18	1226	9.95	101	12316	747	479	60.93	39.07
11	15	2013	6	16	1226	9.95	102	12316	700	526	57.10	42.90
5	16	2013	5	17	1225	9.95	103	12316	727	498	59.35	40.65
6	14	2013	6	18	1225	9.95	104	12316	728	497	59.43	40.57
6	27	2013	5	18	1224	9.94	105	12316	652	572	53.27	46.73
6	28	2013	6	15	1224	9.94	106	12316	662	562	54.08	45.92
6	3	2013	2	17	1223	9.93	107	12316	673	550	55.03	44.97
9	9	2013	2	17	1223	9.93	108	12316	692	531	56.58	43.42
10	16	2013	4	18	1223	9.93	109	12316	677	546	55.36	44.64
11	1	2013	6	17	1223	9.93	110	12316	715	508	58.46	41.54
7	18	2013	5	17	1222	9.92	111	12316	688	534	56.30	43.70
9	25	2013	4	17	1222	9.92	112	12316	669	553	54.75	45.25
8	2	2013	6	17	1221	9.91	113	12316	732	489	59.95	40.05
10	11	2013	6	16	1221	9.91	114	12316	659	562	53.97	46.03
10	1	2013	3	17	1220	9.91	115	12316	677	543	55.49	44.51
11	8	2013	6	16	1220	9.91	116	12316	721	499	59.10	40.90
12	5	2013	5	16	1220	9.91	117	12316	679	541	55.66	44.34
5	31	2013	6	18	1219	9.90	118	12316	725	494	59.47	40.53
6	21	2013	6	18	1219	9.90	119	12316	712	507	58.41	41.59
10	4	2013	6	18	1218	9.89	120	12316	682	536	55.99	44.01
8	3	2013	7	13	1217	9.88	121	12316	705	512	57.93	42.07
6	12	2013	4	17	1215	9.87	122	12316	687	528	56.54	43.46
10	22	2013	3	17	1214	9.86	123	12316	686	528	56.51	43.49
9	24	2013	3	17	1212	9.84	124	12316	705	507	58.17	41.83
11	22	2013	6	17	1212	9.84	125	12316	719	493	59.32	40.68
10	17	2013	5	18	1211	9.83	126	12316	682	529	56.32	43.68
5	29	2013	4	17	1210	9.82	127	12316	659	551	54.46	45.54
7	2	2013	3	17	1210	9.82	128	12316	666	544	55.04	44.96
11	21	2013	5	16	1208	9.81	129	12316	683	525	56.54	43.46
10	10	2013	5	16	1207	9.80	130	12316	661	546	54.76	45.24
11	7	2013	5	17	1207	9.80	131	12316	700	507	58.00	42.00
12	3	2013	3	17	1207	9.80	132	12316	674	533	55.84	44.16
8	5	2013	2	18	1206	9.79	133	12316	686	520	56.88	43.12
9	23	2013	2	17	1206	9.79	134	12316	661	545	54.81	45.19
10	31	2013	5	16	1205	9.78	135	12316	683	522	56.68	43.32

MO	DY	YR	DAY OF WK	HR	HR VOL	PERCENT OF AADT	HOUR NUMBER	AADT	NORTH VOLUME	SOUTH VOLUME	PERCENT NORTH IS OF TOTAL VOLUME	PERCENT SOUTH IS OF TOTAL VOLUME
7	23	2013	3	17	1204	9.78	136	12316	679	525	56.40	43.60
7	25	2013	5	17	1204	9.78	137	12316	663	541	55.07	44.93
12	9	2013	2	16	1204	9.78	138	12316	675	529	56.06	43.94
12	9	2013	2	17	1203	9.77	139	12316	694	509	57.69	42.31
6	28	2013	6	16	1202	9.76	140	12316	680	522	56.57	43.43
9	11	2013	4	17	1202	9.76	141	12316	665	537	55.32	44.68
9	12	2013	5	18	1202	9.76	142	12316	676	526	56.24	43.76
12	11	2013	4	17	1201	9.75	143	12316	698	503	58.12	41.88
11	27	2013	4	17	1200	9.74	144	12316	656	544	54.67	45.33
9	4	2013	4	18	1199	9.74	145	12316	666	533	55.55	44.45
9	13	2013	6	16	1199	9.74	146	12316	695	504	57.96	42.04
12	2	2013	2	17	1199	9.74	147	12316	698	501	58.22	41.78
12	13	2013	6	17	1199	9.74	148	12316	707	492	58.97	41.03
12	18	2013	4	17	1199	9.74	149	12316	692	507	57.71	42.29
7	10	2013	4	17	1198	9.73	150	12316	650	548	54.26	45.74
7	22	2013	2	16	1198	9.73	151	12316	642	556	53.59	46.41
9	6	2013	6	16	1198	9.73	152	12316	682	516	56.93	43.07
11	4	2013	2	16	1197	9.72	153	12316	701	496	58.56	41.44
7	26	2013	6	17	1196	9.71	154	12316	711	485	59.45	40.55
8	22	2013	5	17	1196	9.71	155	12316	662	534	55.35	44.65
10	3	2013	5	16	1196	9.71	156	12316	657	539	54.93	45.07
8	7	2013	4	18	1195	9.70	157	12316	677	518	56.65	43.35
9	26	2013	5	18	1195	9.70	158	12316	641	554	53.64	46.36
5	29	2013	4	16	1194	9.69	159	12316	712	482	59.63	40.37
9	5	2013	5	16	1194	9.69	160	12316	686	508	57.45	42.55
10	9	2013	4	16	1194	9.69	161	12316	697	497	58.38	41.62
6	21	2013	6	17	1193	9.69	162	12316	693	500	58.09	41.91
6	22	2013	7	14	1193	9.69	163	12316	682	511	57.17	42.83
8	9	2013	6	16	1193	9.69	164	12316	699	494	58.59	41.41
8	21	2013	4	17	1191	9.67	165	12316	648	543	54.41	45.59
5	17	2013	6	16	1190	9.66	166	12316	697	493	58.57	41.43
6	21	2013	6	16	1190	9.66	167	12316	639	551	53.70	46.30
6	14	2013	6	16	1189	9.65	168	12316	691	498	58.12	41.88
7	12	2013	6	17	1189	9.65	169	12316	688	501	57.86	42.14
8	7	2013	4	17	1189	9.65	170	12316	645	544	54.25	45.75
11	13	2013	4	17	1189	9.65	171	12316	683	506	57.44	42.56
6	11	2013	3	16	1188	9.65	172	12316	625	563	52.61	47.39
7	12	2013	6	16	1188	9.65	173	12316	650	538	54.71	45.29
7	31	2013	4	17	1188	9.65	174	12316	689	499	58.00	42.00
8	5	2013	2	16	1188	9.65	175	12316	676	512	56.90	43.10
5	17	2013	6	17	1187	9.64	176	12316	683	504	57.54	42.46

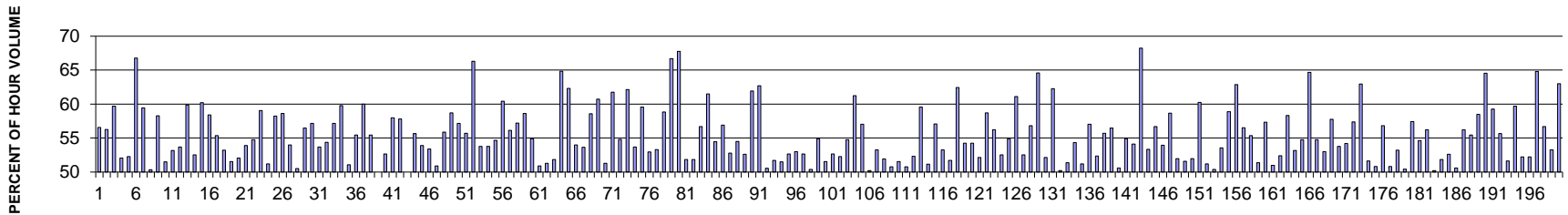
MO	DY	YR	DAY OF WK	HR	HR VOL	PERCENT OF AADT	HOUR NUMBER	AADT	NORTH VOLUME	SOUTH VOLUME	PERCENT NORTH IS OF TOTAL VOLUME	PERCENT SOUTH IS OF TOTAL VOLUME
9	6	2013	6	17	1187	9.64	177	12316	710	477	59.81	40.19
6	4	2013	3	16	1186	9.63	178	12316	648	538	54.64	45.36
9	5	2013	5	17	1186	9.63	179	12316	684	502	57.67	42.33
9	24	2013	3	16	1186	9.63	180	12316	667	519	56.24	43.76
5	23	2013	5	16	1185	9.62	181	12316	663	522	55.95	44.05
5	24	2013	6	13	1185	9.62	182	12316	677	508	57.13	42.87
7	1	2013	2	18	1185	9.62	183	12316	646	539	54.51	45.49
8	3	2013	7	16	1184	9.61	184	12316	626	558	52.87	47.13
6	4	2013	3	17	1183	9.61	185	12316	675	508	57.06	42.94
7	19	2013	6	16	1183	9.61	186	12316	677	506	57.23	42.77
7	23	2013	3	18	1183	9.61	187	12316	699	484	59.09	40.91
8	1	2013	5	17	1183	9.61	188	12316	664	519	56.13	43.87
8	29	2013	5	17	1183	9.61	189	12316	664	519	56.13	43.87
10	15	2013	3	16	1183	9.61	190	12316	678	505	57.31	42.69
10	28	2013	2	18	1183	9.61	191	12316	645	538	54.52	45.48
5	9	2013	5	17	1182	9.60	192	12316	676	506	57.19	42.81
5	30	2013	5	16	1182	9.60	193	12316	649	533	54.91	45.09
10	28	2013	2	16	1182	9.60	194	12316	636	546	53.81	46.19
7	3	2013	4	16	1180	9.58	195	12316	699	481	59.24	40.76
8	6	2013	3	17	1180	9.58	196	12316	691	489	58.56	41.44
7	12	2013	6	18	1179	9.57	197	12316	723	456	61.32	38.68
12	11	2013	4	16	1179	9.57	198	12316	668	511	56.66	43.34
6	3	2013	2	16	1178	9.56	199	12316	634	544	53.82	46.18
6	28	2013	6	18	1178	9.56	200	12316	694	484	58.91	41.09

**SR 097 MP 335.30 OROVILLE ADC SITE P22
K FOR PEAK 200 HOURS OF 2013**



AADT= 2135 K 30 FACTOR= 13.44 K 100 FACTOR= 12.37 K 200 FACTOR= 11.52 D 30 FACTOR= 57.14

**SR 097 MP 335.30 OROVILLE ADC SITE P22
D % IN THE PEAK 200 HOURS OF 2013**



MO	DY	YR	DAY OF WK	HR	HR VOL	PERCENT OF AADT	HOUR NUMBER	AADT	NORTH VOLUME	SOUTH VOLUME	PERCENT NORTH IS OF TOTAL VOLUME	PERCENT SOUTH IS OF TOTAL VOLUME
8	2	2013	6	12	320	14.99	1	2135	139	181	43.44	56.56
8	9	2013	6	12	320	14.99	2	2135	140	180	43.75	56.25
8	10	2013	7	12	320	14.99	3	2135	129	191	40.31	59.69
8	9	2013	6	13	319	14.94	4	2135	153	166	47.96	52.04
8	5	2013	2	13	312	14.61	5	2135	163	149	52.24	47.76
5	20	2013	2	14	310	14.52	6	2135	207	103	66.77	33.23
8	23	2013	6	14	308	14.43	7	2135	125	183	40.58	59.42
7	3	2013	4	15	306	14.33	8	2135	154	152	50.33	49.67
8	3	2013	7	14	302	14.15	9	2135	126	176	41.72	58.28
7	2	2013	3	13	301	14.10	10	2135	146	155	48.50	51.50
7	5	2013	6	13	301	14.10	11	2135	141	160	46.84	53.16
8	10	2013	7	13	300	14.05	12	2135	139	161	46.33	53.67

MO	DY	YR	DAY OF WK	HR	HR VOL	PERCENT OF AADT	HOUR NUMBER	AADT	NORTH VOLUME	SOUTH VOLUME	PERCENT NORTH IS OF TOTAL VOLUME	PERCENT SOUTH IS OF TOTAL VOLUME
8	5	2013	2	15	299	14.00	13	2135	179	120	59.87	40.13
8	9	2013	6	15	299	14.00	14	2135	142	157	47.49	52.51
8	23	2013	6	11	299	14.00	15	2135	119	180	39.80	60.20
7	27	2013	7	12	298	13.96	16	2135	124	174	41.61	58.39
8	30	2013	6	12	298	13.96	17	2135	133	165	44.63	55.37
8	5	2013	2	14	297	13.91	18	2135	158	139	53.20	46.80
8	30	2013	6	15	297	13.91	19	2135	144	153	48.48	51.52
8	6	2013	3	14	296	13.86	20	2135	142	154	47.97	52.03
8	14	2013	4	15	295	13.82	21	2135	159	136	53.90	46.10
8	2	2013	6	15	294	13.77	22	2135	161	133	54.76	45.24
8	2	2013	6	13	293	13.72	23	2135	120	173	40.96	59.04
8	2	2013	6	16	293	13.72	24	2135	143	150	48.81	51.19
9	7	2013	7	12	292	13.68	25	2135	122	170	41.78	58.22
5	20	2013	2	13	290	13.58	26	2135	170	120	58.62	41.38
8	5	2013	2	12	289	13.54	27	2135	133	156	46.02	53.98
9	6	2013	6	12	289	13.54	28	2135	146	143	50.52	49.48
7	5	2013	6	16	287	13.44	29	2135	162	125	56.45	43.55
7	26	2013	6	12	287	13.44	30	2135	123	164	42.86	57.14
8	8	2013	5	16	287	13.44	31	2135	154	133	53.66	46.34
8	12	2013	2	12	287	13.44	32	2135	131	156	45.64	54.36
8	23	2013	6	12	287	13.44	33	2135	123	164	42.86	57.14
8	3	2013	7	13	286	13.40	34	2135	115	171	40.21	59.79
8	6	2013	3	13	286	13.40	35	2135	146	140	51.05	48.95
7	31	2013	4	14	285	13.35	36	2135	158	127	55.44	44.56
8	3	2013	7	12	285	13.35	37	2135	114	171	40.00	60.00
8	13	2013	3	13	285	13.35	38	2135	127	158	44.56	55.44
8	26	2013	2	14	284	13.30	39	2135	142	142	50.00	50.00
8	9	2013	6	11	283	13.26	40	2135	134	149	47.35	52.65
8	30	2013	6	16	283	13.26	41	2135	119	164	42.05	57.95
6	28	2013	6	13	282	13.21	42	2135	119	163	42.20	57.80
6	28	2013	6	14	282	13.21	43	2135	141	141	50.00	50.00
8	1	2013	5	16	282	13.21	44	2135	157	125	55.67	44.33
8	12	2013	2	16	282	13.21	45	2135	152	130	53.90	46.10
8	1	2013	5	14	281	13.16	46	2135	131	150	46.62	53.38
8	8	2013	5	12	281	13.16	47	2135	138	143	49.11	50.89
8	8	2013	5	13	281	13.16	48	2135	124	157	44.13	55.87
8	22	2013	5	12	281	13.16	49	2135	116	165	41.28	58.72
8	11	2013	1	15	280	13.11	50	2135	160	120	57.14	42.86
8	30	2013	6	13	280	13.11	51	2135	124	156	44.29	55.71
5	18	2013	7	12	279	13.07	52	2135	94	185	33.69	66.31
8	1	2013	5	17	279	13.07	53	2135	129	150	46.24	53.76


MO	DY	YR	DAY OF WK	HR	HR VOL	PERCENT OF AADT	HOUR NUMBER	AADT	NORTH VOLUME	SOUTH VOLUME	PERCENT NORTH IS OF TOTAL VOLUME	PERCENT SOUTH IS OF TOTAL VOLUME
8	30	2013	6	18	279	13.07	54	2135	129	150	46.24	53.76
7	17	2013	4	14	278	13.02	55	2135	126	152	45.32	54.68
7	20	2013	7	11	278	13.02	56	2135	110	168	39.57	60.43
7	29	2013	2	12	278	13.02	57	2135	122	156	43.88	56.12
8	11	2013	1	14	278	13.02	58	2135	159	119	57.19	42.81
8	29	2013	5	12	278	13.02	59	2135	115	163	41.37	58.63
8	2	2013	6	14	277	12.97	60	2135	125	152	45.13	54.87
8	10	2013	7	14	277	12.97	61	2135	136	141	49.10	50.90
8	23	2013	6	15	277	12.97	62	2135	142	135	51.26	48.74
5	18	2013	7	14	276	12.93	63	2135	133	143	48.19	51.81
5	20	2013	2	12	276	12.93	64	2135	179	97	64.86	35.14
8	2	2013	6	11	276	12.93	65	2135	104	172	37.68	62.32
8	11	2013	1	12	276	12.93	66	2135	127	149	46.01	53.99
8	12	2013	2	15	276	12.93	67	2135	148	128	53.62	46.38
8	6	2013	3	11	275	12.88	68	2135	114	161	41.45	58.55
8	6	2013	3	12	275	12.88	69	2135	108	167	39.27	60.73
8	12	2013	2	14	273	12.79	70	2135	140	133	51.28	48.72
7	15	2013	2	13	272	12.74	71	2135	104	168	38.24	61.76
7	17	2013	4	16	272	12.74	72	2135	149	123	54.78	45.22
8	8	2013	5	11	272	12.74	73	2135	103	169	37.87	62.13
8	8	2013	5	14	272	12.74	74	2135	146	126	53.68	46.32
8	26	2013	2	12	272	12.74	75	2135	110	162	40.44	59.56
8	31	2013	7	12	272	12.74	76	2135	128	144	47.06	52.94
9	2	2013	2	12	272	12.74	77	2135	145	127	53.31	46.69
9	12	2013	5	12	272	12.74	78	2135	112	160	41.18	58.82
5	20	2013	2	15	270	12.65	79	2135	180	90	66.67	33.33
5	20	2013	2	16	270	12.65	80	2135	183	87	67.78	32.22
7	12	2013	6	14	270	12.65	81	2135	140	130	51.85	48.15
7	12	2013	6	16	270	12.65	82	2135	130	140	48.15	51.85
7	31	2013	4	12	270	12.65	83	2135	117	153	43.33	56.67
8	10	2013	7	11	270	12.65	84	2135	104	166	38.52	61.48
8	12	2013	2	13	270	12.65	85	2135	123	147	45.56	54.44
8	1	2013	5	12	269	12.60	86	2135	116	153	43.12	56.88
8	30	2013	6	14	269	12.60	87	2135	127	142	47.21	52.79
6	14	2013	6	15	268	12.55	88	2135	122	146	45.52	54.48
7	26	2013	6	15	268	12.55	89	2135	141	127	52.61	47.39
8	7	2013	4	11	268	12.55	90	2135	102	166	38.06	61.94
8	14	2013	4	12	268	12.55	91	2135	100	168	37.31	62.69
8	9	2013	6	17	267	12.51	92	2135	132	135	49.44	50.56
8	10	2013	7	15	267	12.51	93	2135	138	129	51.69	48.31
5	28	2013	3	14	266	12.46	94	2135	137	129	51.50	48.50

MO	DY	YR	DAY OF WK	HR	HR VOL	PERCENT OF AADT	HOUR NUMBER	AADT	NORTH VOLUME	SOUTH VOLUME	PERCENT NORTH IS OF TOTAL VOLUME	PERCENT SOUTH IS OF TOTAL VOLUME
7	20	2013	7	12	266	12.46	95	2135	126	140	47.37	52.63
7	28	2013	1	13	266	12.46	96	2135	125	141	46.99	53.01
7	30	2013	3	13	266	12.46	97	2135	126	140	47.37	52.63
8	14	2013	4	14	266	12.46	98	2135	134	132	50.38	49.62
8	23	2013	6	17	266	12.46	99	2135	146	120	54.89	45.11
7	29	2013	2	14	264	12.37	100	2135	128	136	48.48	51.52
8	2	2013	6	17	264	12.37	101	2135	125	139	47.35	52.65
8	4	2013	1	15	264	12.37	102	2135	126	138	47.73	52.27
6	28	2013	6	15	263	12.32	103	2135	119	144	45.25	54.75
6	28	2013	6	16	263	12.32	104	2135	102	161	38.78	61.22
7	7	2013	1	13	263	12.32	105	2135	113	150	42.97	57.03
8	11	2013	1	13	263	12.32	106	2135	131	132	49.81	50.19
8	23	2013	6	13	263	12.32	107	2135	123	140	46.77	53.23
7	2	2013	3	15	262	12.27	108	2135	136	126	51.91	48.09
7	5	2013	6	15	262	12.27	109	2135	129	133	49.24	50.76
7	15	2013	2	15	262	12.27	110	2135	135	127	51.53	48.47
8	5	2013	2	11	262	12.27	111	2135	129	133	49.24	50.76
8	9	2013	6	14	262	12.27	112	2135	137	125	52.29	47.71
8	14	2013	4	13	262	12.27	113	2135	106	156	40.46	59.54
8	23	2013	6	16	262	12.27	114	2135	128	134	48.85	51.15
7	22	2013	2	12	261	12.22	115	2135	112	149	42.91	57.09
7	22	2013	2	13	261	12.22	116	2135	122	139	46.74	53.26
7	25	2013	5	13	261	12.22	117	2135	135	126	51.72	48.28
8	28	2013	4	12	261	12.22	118	2135	98	163	37.55	62.45
7	12	2013	6	12	260	12.18	119	2135	119	141	45.77	54.23
8	31	2013	7	11	260	12.18	120	2135	141	119	54.23	45.77
7	3	2013	4	14	259	12.13	121	2135	124	135	47.88	52.12
8	4	2013	1	13	259	12.13	122	2135	107	152	41.31	58.69
7	3	2013	4	12	258	12.08	123	2135	113	145	43.80	56.20
5	17	2013	6	15	257	12.04	124	2135	122	135	47.47	52.53
6	7	2013	6	12	257	12.04	125	2135	116	141	45.14	54.86
7	11	2013	5	13	257	12.04	126	2135	100	157	38.91	61.09
7	13	2013	7	15	257	12.04	127	2135	135	122	52.53	47.47
7	22	2013	2	14	257	12.04	128	2135	146	111	56.81	43.19
8	3	2013	7	11	257	12.04	129	2135	91	166	35.41	64.59
8	22	2013	5	14	257	12.04	130	2135	134	123	52.14	47.86
8	24	2013	7	13	257	12.04	131	2135	97	160	37.74	62.26
9	3	2013	3	15	257	12.04	132	2135	128	129	49.81	50.19
9	19	2013	5	13	257	12.04	133	2135	125	132	48.64	51.36
5	23	2013	5	15	256	11.99	134	2135	117	139	45.70	54.30
7	26	2013	6	13	256	11.99	135	2135	131	125	51.17	48.83

MO	DY	YR	DAY OF WK	HR	HR VOL	PERCENT OF AADT	HOUR NUMBER	AADT	NORTH VOLUME	SOUTH VOLUME	PERCENT NORTH IS OF TOTAL VOLUME	PERCENT SOUTH IS OF TOTAL VOLUME
7	31	2013	4	13	256	11.99	136	2135	110	146	42.97	57.03
8	9	2013	6	16	256	11.99	137	2135	134	122	52.34	47.66
3	29	2013	6	12	255	11.94	138	2135	113	142	44.31	55.69
7	1	2013	2	14	255	11.94	139	2135	144	111	56.47	43.53
7	19	2013	6	15	255	11.94	140	2135	129	126	50.59	49.41
8	1	2013	5	13	255	11.94	141	2135	115	140	45.10	54.90
8	1	2013	5	15	255	11.94	142	2135	117	138	45.88	54.12
8	5	2013	2	16	255	11.94	143	2135	174	81	68.24	31.76
8	6	2013	3	15	255	11.94	144	2135	136	119	53.33	46.67
5	31	2013	6	14	254	11.90	145	2135	110	144	43.31	56.69
7	1	2013	2	11	254	11.90	146	2135	137	117	53.94	46.06
7	1	2013	2	15	254	11.90	147	2135	149	105	58.66	41.34
7	3	2013	4	13	254	11.90	148	2135	122	132	48.03	51.97
7	5	2013	6	11	254	11.90	149	2135	131	123	51.57	48.43
7	6	2013	7	13	254	11.90	150	2135	122	132	48.03	51.97
7	10	2013	4	13	254	11.90	151	2135	101	153	39.76	60.24
7	27	2013	7	13	254	11.90	152	2135	130	124	51.18	48.82
8	8	2013	5	15	254	11.90	153	2135	126	128	49.61	50.39
8	22	2013	5	16	254	11.90	154	2135	136	118	53.54	46.46
5	17	2013	6	16	253	11.85	155	2135	104	149	41.11	58.89
7	17	2013	4	12	253	11.85	156	2135	94	159	37.15	62.85
7	21	2013	1	12	253	11.85	157	2135	143	110	56.52	43.48
7	29	2013	2	13	253	11.85	158	2135	113	140	44.66	55.34
8	8	2013	5	17	253	11.85	159	2135	130	123	51.38	48.62
8	13	2013	3	12	253	11.85	160	2135	108	145	42.69	57.31
9	20	2013	6	13	253	11.85	161	2135	129	124	50.99	49.01
5	31	2013	6	15	252	11.80	162	2135	132	120	52.38	47.62
6	28	2013	6	12	252	11.80	163	2135	105	147	41.67	58.33
7	2	2013	3	14	252	11.80	164	2135	134	118	53.17	46.83
7	9	2013	3	13	252	11.80	165	2135	114	138	45.24	54.76
8	24	2013	7	11	252	11.80	166	2135	89	163	35.32	64.68
8	28	2013	4	13	252	11.80	167	2135	114	138	45.24	54.76
5	17	2013	6	13	251	11.76	168	2135	118	133	47.01	52.99
6	27	2013	5	11	251	11.76	169	2135	106	145	42.23	57.77
7	19	2013	6	14	251	11.76	170	2135	116	135	46.22	53.78
7	26	2013	6	11	251	11.76	171	2135	115	136	45.82	54.18
8	22	2013	5	15	251	11.76	172	2135	144	107	57.37	42.63
9	2	2013	2	14	251	11.76	173	2135	158	93	62.95	37.05
7	12	2013	6	15	250	11.71	174	2135	129	121	51.60	48.40
8	7	2013	4	13	250	11.71	175	2135	127	123	50.80	49.20
8	26	2013	2	13	250	11.71	176	2135	108	142	43.20	56.80


MO	DY	YR	DAY OF WK	HR	HR VOL	PERCENT OF AADT	HOUR NUMBER	AADT	NORTH VOLUME	SOUTH VOLUME	PERCENT NORTH IS OF TOTAL VOLUME	PERCENT SOUTH IS OF TOTAL VOLUME
8	29	2013	5	17	250	11.71	177	2135	127	123	50.80	49.20
8	30	2013	6	17	250	11.71	178	2135	117	133	46.80	53.20
9	20	2013	6	16	250	11.71	179	2135	124	126	49.60	50.40
3	22	2013	6	15	249	11.66	180	2135	143	106	57.43	42.57
7	12	2013	6	13	249	11.66	181	2135	113	136	45.38	54.62
7	13	2013	7	12	249	11.66	182	2135	109	140	43.78	56.22
7	21	2013	1	13	249	11.66	183	2135	125	124	50.20	49.80
7	24	2013	4	15	249	11.66	184	2135	129	120	51.81	48.19
7	31	2013	4	15	249	11.66	185	2135	131	118	52.61	47.39
8	4	2013	1	14	249	11.66	186	2135	123	126	49.40	50.60
8	26	2013	2	15	249	11.66	187	2135	140	109	56.22	43.78
9	27	2013	6	14	249	11.66	188	2135	111	138	44.58	55.42
5	17	2013	6	17	248	11.62	189	2135	103	145	41.53	58.47
5	28	2013	3	15	248	11.62	190	2135	160	88	64.52	35.48
7	19	2013	6	13	248	11.62	191	2135	101	147	40.73	59.27
7	26	2013	6	14	248	11.62	192	2135	110	138	44.35	55.65
8	28	2013	4	15	248	11.62	193	2135	120	128	48.39	51.61
9	2	2013	2	13	248	11.62	194	2135	148	100	59.68	40.32
7	5	2013	6	14	247	11.57	195	2135	129	118	52.23	47.77
7	10	2013	4	14	247	11.57	196	2135	129	118	52.23	47.77
8	5	2013	2	17	247	11.57	197	2135	160	87	64.78	35.22
8	22	2013	5	13	247	11.57	198	2135	107	140	43.32	56.68
5	20	2013	2	11	246	11.52	199	2135	115	131	46.75	53.25
5	23	2013	5	13	246	11.52	200	2135	91	155	36.99	63.01

SR 097 MP 286.16 OKANOGAN ADC SITE P23
 K FOR PEAK 200 HOURS OF 2013

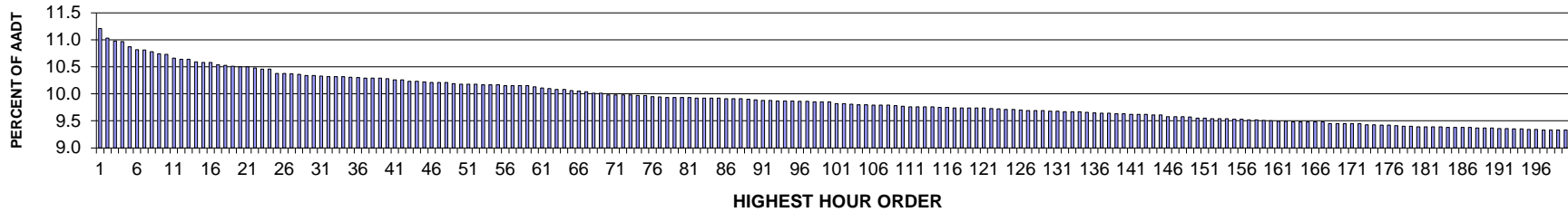


AADT= 0 K 30 FACTOR= 0.00 K 100 FACTOR= 0.00 K 200 FACTOR= 0.00 D 30 FACTOR= 0.00

SR 097 MP 286.16 OKANOGAN ADC SITE P23
 D % IN THE PEAK 200 HOURS OF 2013

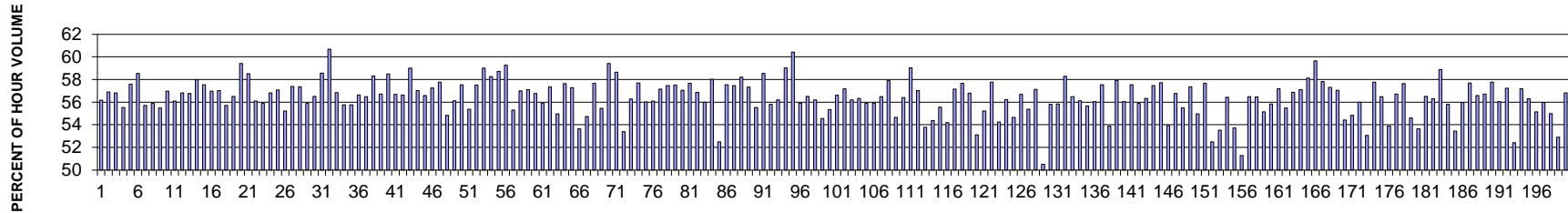


SR 090 MP 298.40 STATELINE ADC SITE P24
K FOR PEAK 200 HOURS OF 2013



AADT= 49593 K 30 FACTOR= 10.34 K 100 FACTOR= 9.85 K 200 FACTOR= 9.33 D 30 FACTOR= 56.52

SR 090 MP 298.40 STATELINE ADC SITE P24
D % IN THE PEAK 200 HOURS OF 2013



MO	DY	YR	DAY OF WK	HR	HR VOL	PERCENT OF AADT	HOUR NUMBER	AADT	EAST VOLUME	WEST VOLUME	PERCENT EAST IS OF TOTAL VOLUME	PERCENT WEST IS OF TOTAL VOLUME
8	30	2013	6	17	5557	11.21	1	49593	3122	2435	56.18	43.82
7	26	2013	6	17	5469	11.03	2	49593	3112	2357	56.90	43.10
8	9	2013	6	17	5446	10.98	3	49593	3095	2351	56.83	43.17
7	12	2013	6	17	5440	10.97	4	49593	3021	2419	55.53	44.47
8	1	2013	5	17	5389	10.87	5	49593	3104	2285	57.60	42.40
8	16	2013	6	18	5364	10.82	6	49593	3140	2224	58.54	41.46
8	2	2013	6	17	5363	10.81	7	49593	2987	2376	55.70	44.30
7	19	2013	6	17	5345	10.78	8	49593	2987	2358	55.88	44.12
8	2	2013	6	16	5324	10.74	9	49593	2953	2371	55.47	44.53
8	23	2013	6	17	5321	10.73	10	49593	3031	2290	56.96	43.04
8	8	2013	5	17	5288	10.66	11	49593	2966	2322	56.09	43.91
7	18	2013	5	18	5278	10.64	12	49593	2999	2279	56.82	43.18

MO	DY	YR	DAY OF WK	HR	HR VOL	PERCENT OF AADT	HOUR NUMBER	AADT	EAST VOLUME	WEST VOLUME	PERCENT EAST IS OF TOTAL VOLUME	PERCENT WEST IS OF TOTAL VOLUME
8	16	2013	6	17	5278	10.64	13	49593	2996	2282	56.76	43.24
8	2	2013	6	18	5250	10.59	14	49593	3044	2206	57.98	42.02
8	1	2013	5	18	5249	10.58	15	49593	3020	2229	57.53	42.47
7	19	2013	6	18	5245	10.58	16	49593	2988	2257	56.97	43.03
8	15	2013	5	17	5228	10.54	17	49593	2981	2247	57.02	42.98
8	9	2013	6	16	5223	10.53	18	49593	2909	2314	55.70	44.30
7	26	2013	6	16	5213	10.51	19	49593	2946	2267	56.51	43.49
7	12	2013	6	18	5209	10.50	20	49593	3095	2114	59.42	40.58
6	21	2013	6	17	5206	10.50	21	49593	3047	2159	58.53	41.47
8	30	2013	6	16	5195	10.48	22	49593	2914	2281	56.09	43.91
7	19	2013	6	16	5188	10.46	23	49593	2899	2289	55.88	44.12
7	26	2013	6	18	5188	10.46	24	49593	2948	2240	56.82	43.18
8	22	2013	5	17	5149	10.38	25	49593	2939	2210	57.08	42.92
10	11	2013	6	17	5147	10.38	26	49593	2842	2305	55.22	44.78
6	14	2013	6	17	5142	10.37	27	49593	2951	2191	57.39	42.61
5	31	2013	6	17	5140	10.36	28	49593	2949	2191	57.37	42.63
8	21	2013	4	17	5128	10.34	29	49593	2866	2262	55.89	44.11
7	31	2013	4	17	5127	10.34	30	49593	2898	2229	56.52	43.48
8	23	2013	6	18	5123	10.33	31	49593	3001	2122	58.58	41.42
6	14	2013	6	18	5118	10.32	32	49593	3105	2013	60.67	39.33
9	20	2013	6	17	5117	10.32	33	49593	2909	2208	56.85	43.15
8	16	2013	6	16	5116	10.32	34	49593	2853	2263	55.77	44.23
3	22	2013	6	17	5115	10.31	35	49593	2852	2263	55.76	44.24
8	23	2013	6	16	5107	10.30	36	49593	2892	2215	56.63	43.37
7	25	2013	5	17	5102	10.29	37	49593	2881	2221	56.47	43.53
8	9	2013	6	18	5102	10.29	38	49593	2975	2127	58.31	41.69
8	29	2013	5	17	5102	10.29	39	49593	2894	2208	56.72	43.28
9	13	2013	6	18	5096	10.28	40	49593	2980	2116	58.48	41.52
8	8	2013	5	18	5090	10.26	41	49593	2885	2205	56.68	43.32
6	21	2013	6	18	5088	10.26	42	49593	2882	2206	56.64	43.36
7	3	2013	4	17	5074	10.23	43	49593	2994	2080	59.01	40.99
7	11	2013	5	18	5073	10.23	44	49593	2893	2180	57.03	42.97
8	5	2013	2	17	5067	10.22	45	49593	2867	2200	56.58	43.42
8	14	2013	4	18	5065	10.21	46	49593	2900	2165	57.26	42.74
9	13	2013	6	17	5064	10.21	47	49593	2925	2139	57.76	42.24
7	12	2013	6	16	5063	10.21	48	49593	2776	2287	54.83	45.17
7	17	2013	4	17	5054	10.19	49	49593	2836	2218	56.11	43.89
10	18	2013	6	18	5051	10.18	50	49593	2906	2145	57.53	42.47
8	30	2013	6	18	5049	10.18	51	49593	2796	2253	55.38	44.62
9	6	2013	6	17	5048	10.18	52	49593	2903	2145	57.51	42.49
8	15	2013	5	18	5045	10.17	53	49593	2977	2068	59.01	40.99

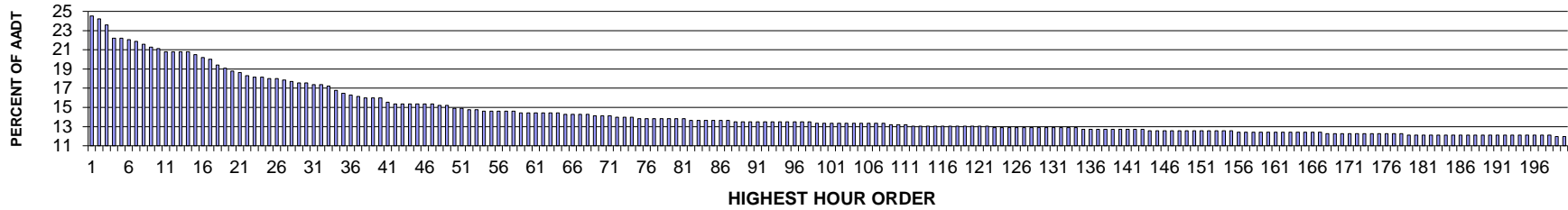
MO	DY	YR	DAY OF WK	HR	HR VOL	PERCENT OF AADT	HOUR NUMBER	AADT	EAST VOLUME	WEST VOLUME	PERCENT EAST IS OF TOTAL VOLUME	PERCENT WEST IS OF TOTAL VOLUME
10	25	2013	6	17	5044	10.17	54	49593	2938	2106	58.25	41.75
5	24	2013	6	17	5043	10.17	55	49593	2961	2082	58.72	41.28
7	3	2013	4	18	5036	10.15	56	49593	2985	2051	59.27	40.73
6	28	2013	6	16	5035	10.15	57	49593	2784	2251	55.29	44.71
7	10	2013	4	17	5032	10.15	58	49593	2868	2164	57.00	43.00
8	7	2013	4	17	5032	10.15	59	49593	2873	2159	57.09	42.91
9	27	2013	6	17	5026	10.13	60	49593	2853	2173	56.76	43.24
6	21	2013	6	16	5012	10.11	61	49593	2802	2210	55.91	44.09
7	2	2013	3	18	5009	10.10	62	49593	2873	2136	57.36	42.64
7	24	2013	4	17	5001	10.08	63	49593	2749	2252	54.97	45.03
8	20	2013	3	18	5001	10.08	64	49593	2882	2119	57.63	42.37
8	29	2013	5	18	4987	10.06	65	49593	2856	2131	57.27	42.73
7	24	2013	4	18	4983	10.05	66	49593	2674	2309	53.66	46.34
7	25	2013	5	18	4980	10.04	67	49593	2725	2255	54.72	45.28
7	2	2013	3	17	4965	10.01	68	49593	2864	2101	57.68	42.32
7	17	2013	4	18	4962	10.01	69	49593	2752	2210	55.46	44.54
5	10	2013	6	18	4950	9.98	70	49593	2941	2009	59.41	40.59
10	18	2013	6	17	4950	9.98	71	49593	2903	2047	58.65	41.35
8	2	2013	6	15	4948	9.98	72	49593	2642	2306	53.40	46.60
8	14	2013	4	17	4947	9.98	73	49593	2784	2163	56.28	43.72
9	20	2013	6	18	4946	9.97	74	49593	2854	2092	57.70	42.30
7	23	2013	3	18	4942	9.97	75	49593	2769	2173	56.03	43.97
7	16	2013	3	17	4935	9.95	76	49593	2768	2167	56.09	43.91
6	7	2013	6	17	4928	9.94	77	49593	2816	2112	57.14	42.86
8	26	2013	2	17	4927	9.93	78	49593	2831	2096	57.46	42.54
8	11	2013	1	15	4925	9.93	79	49593	2092	2833	42.48	57.52
8	21	2013	4	18	4925	9.93	80	49593	2810	2115	57.06	42.94
7	31	2013	4	18	4924	9.93	81	49593	2839	2085	57.66	42.34
8	5	2013	2	18	4921	9.92	82	49593	2798	2123	56.86	43.14
6	27	2013	5	17	4920	9.92	83	49593	2755	2165	56.00	44.00
5	17	2013	6	17	4919	9.92	84	49593	2854	2065	58.02	41.98
8	2	2013	6	14	4919	9.92	85	49593	2582	2337	52.49	47.51
6	13	2013	5	17	4917	9.91	86	49593	2829	2088	57.54	42.46
7	30	2013	3	18	4916	9.91	87	49593	2824	2092	57.45	42.55
5	10	2013	6	17	4913	9.91	88	49593	2860	2053	58.21	41.79
8	6	2013	3	17	4909	9.90	89	49593	2815	2094	57.34	42.66
5	3	2013	6	17	4903	9.89	90	49593	2723	2180	55.54	44.46
10	11	2013	6	18	4900	9.88	91	49593	2869	2031	58.55	41.45
7	29	2013	2	17	4898	9.88	92	49593	2733	2165	55.80	44.20
7	1	2013	2	18	4896	9.87	93	49593	2751	2145	56.19	43.81
8	13	2013	3	17	4895	9.87	94	49593	2889	2006	59.02	40.98

MO	DY	YR	DAY OF WK	HR	HR VOL	PERCENT OF AADT	HOUR NUMBER	AADT	EAST VOLUME	WEST VOLUME	PERCENT EAST IS OF TOTAL VOLUME	PERCENT WEST IS OF TOTAL VOLUME
7	3	2013	4	16	4894	9.87	95	49593	2957	1937	60.42	39.58
7	9	2013	3	17	4888	9.86	96	49593	2733	2155	55.91	44.09
7	18	2013	5	17	4888	9.86	97	49593	2762	2126	56.51	43.49
8	3	2013	7	14	4887	9.85	98	49593	2747	2140	56.21	43.79
6	28	2013	6	15	4886	9.85	99	49593	2665	2221	54.54	45.46
9	12	2013	5	17	4884	9.85	100	49593	2703	2181	55.34	44.66
8	12	2013	2	17	4871	9.82	101	49593	2757	2114	56.60	43.40
7	22	2013	2	17	4868	9.82	102	49593	2783	2085	57.17	42.83
8	30	2013	6	15	4865	9.81	103	49593	2734	2131	56.20	43.80
7	23	2013	3	17	4862	9.80	104	49593	2739	2123	56.33	43.67
8	15	2013	5	16	4861	9.80	105	49593	2718	2143	55.91	44.09
8	20	2013	3	17	4857	9.79	106	49593	2716	2141	55.92	44.08
8	7	2013	4	18	4856	9.79	107	49593	2742	2114	56.47	43.53
7	3	2013	4	15	4854	9.79	108	49593	2811	2043	57.91	42.09
8	28	2013	4	17	4852	9.78	109	49593	2652	2200	54.66	45.34
7	9	2013	3	18	4847	9.77	110	49593	2734	2113	56.41	43.59
9	6	2013	6	18	4841	9.76	111	49593	2857	1984	59.02	40.98
6	7	2013	6	18	4839	9.76	112	49593	2759	2080	57.02	42.98
7	11	2013	5	17	4839	9.76	113	49593	2602	2237	53.77	46.23
7	7	2013	1	14	4838	9.76	114	49593	2208	2630	45.64	54.36
7	16	2013	3	18	4836	9.75	115	49593	2687	2149	55.56	44.44
8	9	2013	6	15	4834	9.75	116	49593	2619	2215	54.18	45.82
7	29	2013	2	18	4831	9.74	117	49593	2761	2070	57.15	42.85
9	27	2013	6	18	4831	9.74	118	49593	2786	2045	57.67	42.33
8	6	2013	3	18	4829	9.74	119	49593	2742	2087	56.78	43.22
8	16	2013	6	15	4829	9.74	120	49593	2565	2264	53.12	46.88
8	19	2013	2	17	4829	9.74	121	49593	2666	2163	55.21	44.79
7	30	2013	3	17	4824	9.73	122	49593	2787	2037	57.77	42.23
7	26	2013	6	15	4821	9.72	123	49593	2615	2206	54.24	45.76
6	26	2013	4	17	4817	9.71	124	49593	2708	2109	56.22	43.78
7	8	2013	2	18	4815	9.71	125	49593	2632	2183	54.66	45.34
8	12	2013	2	18	4813	9.70	126	49593	2728	2085	56.68	43.32
8	23	2013	6	15	4808	9.69	127	49593	2662	2146	55.37	44.63
8	28	2013	4	18	4805	9.69	128	49593	2745	2060	57.13	42.87
8	24	2013	7	15	4804	9.69	129	49593	2378	2426	49.50	50.50
6	14	2013	6	16	4803	9.68	130	49593	2680	2123	55.80	44.20
7	1	2013	2	17	4800	9.68	131	49593	2681	2119	55.85	44.15
8	13	2013	3	18	4795	9.67	132	49593	2795	2000	58.29	41.71
7	10	2013	4	18	4794	9.67	133	49593	2708	2086	56.49	43.51
8	1	2013	5	16	4794	9.67	134	49593	2690	2104	56.11	43.89
9	19	2013	5	17	4791	9.66	135	49593	2666	2125	55.65	44.35

MO	DY	YR	DAY OF WK	HR	HR VOL	PERCENT OF AADT	HOUR NUMBER	AADT	EAST VOLUME	WEST VOLUME	PERCENT EAST IS OF TOTAL VOLUME	PERCENT WEST IS OF TOTAL VOLUME
7	19	2013	6	15	4787	9.65	136	49593	2683	2104	56.05	43.95
6	13	2013	5	18	4781	9.64	137	49593	2751	2030	57.54	42.46
8	17	2013	7	13	4781	9.64	138	49593	2576	2205	53.88	46.12
10	25	2013	6	18	4778	9.63	139	49593	2768	2010	57.93	42.07
10	3	2013	5	17	4776	9.63	140	49593	2677	2099	56.05	43.95
12	13	2013	6	17	4773	9.62	141	49593	2746	2027	57.53	42.47
7	15	2013	2	17	4772	9.62	142	49593	2667	2105	55.89	44.11
2	15	2013	6	17	4771	9.62	143	49593	2687	2084	56.32	43.68
8	27	2013	3	17	4767	9.61	144	49593	2739	2028	57.46	42.54
3	15	2013	6	17	4765	9.61	145	49593	2751	2014	57.73	42.27
11	8	2013	6	17	4753	9.58	146	49593	2564	2189	53.94	46.06
4	12	2013	6	17	4750	9.58	147	49593	2696	2054	56.76	43.24
4	12	2013	6	18	4749	9.58	148	49593	2636	2113	55.51	44.49
11	27	2013	4	17	4748	9.57	149	49593	2723	2025	57.35	42.65
7	8	2013	2	17	4738	9.55	150	49593	2604	2134	54.96	45.04
5	24	2013	6	16	4734	9.55	151	49593	2730	2004	57.67	42.33
8	4	2013	1	15	4731	9.54	152	49593	2247	2484	47.50	52.50
8	30	2013	6	14	4730	9.54	153	49593	2532	2198	53.53	46.47
5	23	2013	5	17	4729	9.54	154	49593	2668	2061	56.42	43.58
5	17	2013	6	18	4727	9.53	155	49593	2540	2187	53.73	46.27
8	2	2013	6	13	4725	9.53	156	49593	2423	2302	51.28	48.72
6	27	2013	5	18	4723	9.52	157	49593	2667	2056	56.47	43.53
7	25	2013	5	16	4720	9.52	158	49593	2665	2055	56.46	43.54
7	12	2013	6	15	4718	9.51	159	49593	2601	2117	55.13	44.87
8	29	2013	5	16	4710	9.50	160	49593	2630	2080	55.84	44.16
5	3	2013	6	18	4708	9.49	161	49593	2692	2016	57.18	42.82
9	13	2013	6	16	4704	9.49	162	49593	2610	2094	55.48	44.52
9	6	2013	6	16	4701	9.48	163	49593	2673	2028	56.86	43.14
9	26	2013	5	17	4701	9.48	164	49593	2684	2017	57.09	42.91
10	10	2013	5	18	4701	9.48	165	49593	2733	1968	58.14	41.86
3	22	2013	6	18	4700	9.48	166	49593	2803	1897	59.64	40.36
7	22	2013	2	18	4700	9.48	167	49593	2717	1983	57.81	42.19
3	1	2013	6	17	4689	9.45	168	49593	2687	2002	57.30	42.70
5	31	2013	6	16	4688	9.45	169	49593	2674	2014	57.04	42.96
9	25	2013	4	18	4687	9.45	170	49593	2550	2137	54.41	45.59
8	8	2013	5	16	4686	9.45	171	49593	2570	2116	54.84	45.16
3	15	2013	6	18	4685	9.45	172	49593	2623	2062	55.99	44.01
8	17	2013	7	12	4678	9.43	173	49593	2482	2196	53.06	46.94
8	3	2013	7	12	4676	9.43	174	49593	2701	1975	57.76	42.24
6	26	2013	4	18	4670	9.42	175	49593	2637	2033	56.47	43.53
7	15	2013	2	18	4670	9.42	176	49593	2516	2154	53.88	46.12

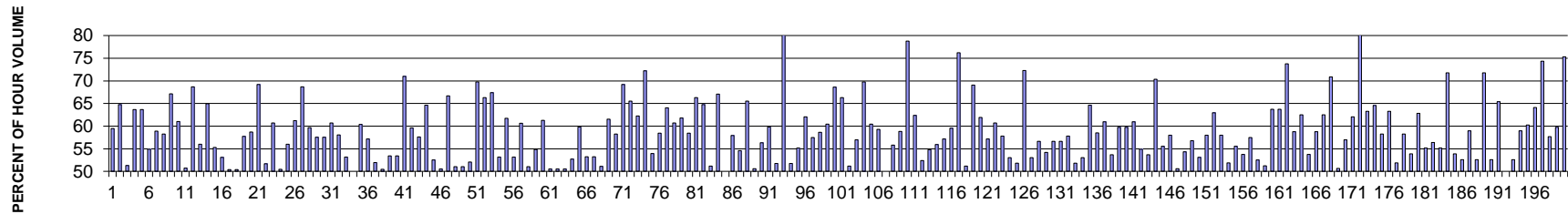
MO	DY	YR	DAY OF WK	HR	HR VOL	PERCENT OF AADT	HOUR NUMBER	AADT	EAST VOLUME	WEST VOLUME	PERCENT EAST IS OF TOTAL VOLUME	PERCENT WEST IS OF TOTAL VOLUME
12	19	2013	5	17	4665	9.41	177	49593	2646	2019	56.72	43.28
6	17	2013	2	17	4663	9.40	178	49593	2688	1975	57.65	42.35
4	19	2013	6	17	4660	9.40	179	49593	2544	2116	54.59	45.41
8	9	2013	6	14	4659	9.39	180	49593	2500	2159	53.66	46.34
11	27	2013	4	16	4659	9.39	181	49593	2633	2026	56.51	43.49
9	18	2013	4	17	4658	9.39	182	49593	2623	2035	56.31	43.69
5	16	2013	5	17	4656	9.39	183	49593	2741	1915	58.87	41.13
8	7	2013	4	16	4654	9.38	184	49593	2598	2056	55.82	44.18
10	11	2013	6	16	4654	9.38	185	49593	2487	2167	53.44	46.56
4	19	2013	6	18	4653	9.38	186	49593	2604	2049	55.96	44.04
3	8	2013	6	18	4650	9.38	187	49593	2683	1967	57.70	42.30
4	26	2013	6	17	4648	9.37	188	49593	2630	2018	56.58	43.42
10	3	2013	5	18	4645	9.37	189	49593	2634	2011	56.71	43.29
11	22	2013	6	17	4645	9.37	190	49593	2683	1962	57.76	42.24
7	7	2013	1	15	4642	9.36	191	49593	2040	2602	43.95	56.05
9	19	2013	5	18	4640	9.36	192	49593	2656	1984	57.24	42.76
7	26	2013	6	14	4638	9.35	193	49593	2431	2207	52.41	47.59
6	25	2013	3	18	4637	9.35	194	49593	2652	1985	57.19	42.81
6	6	2013	5	18	4634	9.34	195	49593	2609	2025	56.30	43.70
9	25	2013	4	17	4631	9.34	196	49593	2553	2078	55.13	44.87
6	5	2013	4	17	4627	9.33	197	49593	2590	2037	55.98	44.02
7	18	2013	5	16	4627	9.33	198	49593	2545	2082	55.00	45.00
8	23	2013	6	14	4626	9.33	199	49593	2447	2179	52.90	47.10
8	27	2013	3	18	4626	9.33	200	49593	2628	1998	56.81	43.19

**SR 395 MP 260.00 ORIENT ADC SITE P26
K FOR PEAK 200 HOURS OF 2013**



AADT= 644 K 30 FACTOR= 17.55 K 100 FACTOR= 13.35 K 200 FACTOR= 11.96 D 30 FACTOR= 57.52

**SR 395 MP 260.00 ORIENT ADC SITE P26
D % IN THE PEAK 200 HOURS OF 2013**



MO	DY	YR	DAY OF WK	HR	HR VOL	PERCENT OF AADT	HOUR NUMBER	AADT	NORTH VOLUME	SOUTH VOLUME	PERCENT NORTH IS OF TOTAL VOLUME	PERCENT SOUTH IS OF TOTAL VOLUME
7	20	2013	7	17	158	24.53	1	644	64	94	40.51	59.49
7	28	2013	1	12	156	24.22	2	644	55	101	35.26	64.74
7	27	2013	7	17	152	23.60	3	644	74	78	48.68	51.32
7	26	2013	6	16	143	22.20	4	644	91	52	63.64	36.36
7	27	2013	7	13	143	22.20	5	644	91	52	63.64	36.36
7	20	2013	7	15	142	22.05	6	644	78	64	54.93	45.07
7	27	2013	7	18	141	21.89	7	644	58	83	41.13	58.87
7	21	2013	1	17	139	21.58	8	644	58	81	41.73	58.27
7	27	2013	7	15	137	21.27	9	644	92	45	67.15	32.85
7	21	2013	1	13	136	21.12	10	644	83	53	61.03	38.97
7	27	2013	7	12	134	20.81	11	644	66	68	49.25	50.75
7	28	2013	1	11	134	20.81	12	644	42	92	31.34	68.66

MO	DY	YR	DAY OF WK	HR	HR VOL	PERCENT OF AADT	HOUR NUMBER	AADT	NORTH VOLUME	SOUTH VOLUME	PERCENT NORTH IS OF TOTAL VOLUME	PERCENT SOUTH IS OF TOTAL VOLUME
7	28	2013	1	16	134	20.81	13	644	59	75	44.03	55.97
8	4	2013	1	16	134	20.81	14	644	47	87	35.07	64.93
7	28	2013	1	17	132	20.50	15	644	59	73	44.70	55.30
7	21	2013	1	16	130	20.19	16	644	61	69	46.92	53.08
8	4	2013	1	15	129	20.03	17	644	65	64	50.39	49.61
7	27	2013	7	16	125	19.41	18	644	62	63	49.60	50.40
7	28	2013	1	13	123	19.10	19	644	52	71	42.28	57.72
8	31	2013	7	11	121	18.79	20	644	71	50	58.68	41.32
7	20	2013	7	13	120	18.63	21	644	83	37	69.17	30.83
8	10	2013	7	17	118	18.32	22	644	61	57	51.69	48.31
7	26	2013	6	13	117	18.17	23	644	71	46	60.68	39.32
7	28	2013	1	14	117	18.17	24	644	58	59	49.57	50.43
7	21	2013	1	15	116	18.01	25	644	65	51	56.03	43.97
8	31	2013	7	13	116	18.01	26	644	45	71	38.79	61.21
7	27	2013	7	14	115	17.86	27	644	79	36	68.70	31.30
7	20	2013	7	12	114	17.70	28	644	68	46	59.65	40.35
7	28	2013	1	15	113	17.55	29	644	65	48	57.52	42.48
8	4	2013	1	14	113	17.55	30	644	65	48	57.52	42.48
7	7	2013	1	16	112	17.39	31	644	68	44	60.71	39.29
7	20	2013	7	16	112	17.39	32	644	65	47	58.04	41.96
8	10	2013	7	13	111	17.24	33	644	59	52	53.15	46.85
7	27	2013	7	11	108	16.77	34	644	54	54	50.00	50.00
7	26	2013	6	17	106	16.46	35	644	64	42	60.38	39.62
8	31	2013	7	14	105	16.30	36	644	45	60	42.86	57.14
8	11	2013	1	17	104	16.15	37	644	50	54	48.08	51.92
7	14	2013	1	16	103	15.99	38	644	51	52	49.51	50.49
7	21	2013	1	14	103	15.99	39	644	55	48	53.40	46.60
7	26	2013	6	12	103	15.99	40	644	48	55	46.60	53.40
8	2	2013	6	12	100	15.53	41	644	29	71	29.00	71.00
7	19	2013	6	16	99	15.37	42	644	59	40	59.60	40.40
7	21	2013	1	18	99	15.37	43	644	42	57	42.42	57.58
8	2	2013	6	15	99	15.37	44	644	64	35	64.65	35.35
8	4	2013	1	12	99	15.37	45	644	47	52	47.47	52.53
8	4	2013	1	13	99	15.37	46	644	50	49	50.51	49.49
8	12	2013	2	12	99	15.37	47	644	33	66	33.33	66.67
7	14	2013	1	13	98	15.22	48	644	48	50	48.98	51.02
8	18	2013	1	14	98	15.22	49	644	48	50	48.98	51.02
7	5	2013	6	16	96	14.91	50	644	50	46	52.08	47.92
7	26	2013	6	15	96	14.91	51	644	67	29	69.79	30.21
7	26	2013	6	18	95	14.75	52	644	63	32	66.32	33.68
8	3	2013	7	12	95	14.75	53	644	31	64	32.63	67.37


MO	DY	YR	DAY OF WK	HR	HR VOL	PERCENT OF AADT	HOUR NUMBER	AADT	NORTH VOLUME	SOUTH VOLUME	PERCENT NORTH IS OF TOTAL VOLUME	PERCENT SOUTH IS OF TOTAL VOLUME
7	21	2013	1	12	94	14.60	54	644	44	50	46.81	53.19
7	26	2013	6	19	94	14.60	55	644	58	36	61.70	38.30
8	1	2013	5	14	94	14.60	56	644	50	44	53.19	46.81
8	7	2013	4	13	94	14.60	57	644	57	37	60.64	39.36
8	10	2013	7	12	94	14.60	58	644	48	46	51.06	48.94
7	20	2013	7	18	93	14.44	59	644	42	51	45.16	54.84
7	25	2013	5	16	93	14.44	60	644	57	36	61.29	38.71
7	27	2013	7	19	93	14.44	61	644	47	46	50.54	49.46
7	28	2013	1	18	93	14.44	62	644	46	47	49.46	50.54
8	17	2013	7	12	93	14.44	63	644	46	47	49.46	50.54
8	17	2013	7	14	93	14.44	64	644	49	44	52.69	47.31
7	25	2013	5	17	92	14.29	65	644	55	37	59.78	40.22
7	31	2013	4	13	92	14.29	66	644	49	43	53.26	46.74
8	6	2013	3	16	92	14.29	67	644	49	43	53.26	46.74
8	17	2013	7	17	92	14.29	68	644	47	45	51.09	48.91
8	5	2013	2	14	91	14.13	69	644	56	35	61.54	38.46
8	6	2013	3	18	91	14.13	70	644	53	38	58.24	41.76
8	10	2013	7	15	91	14.13	71	644	63	28	69.23	30.77
7	14	2013	1	14	90	13.98	72	644	59	31	65.56	34.44
8	1	2013	5	17	90	13.98	73	644	56	34	62.22	37.78
8	7	2013	4	11	90	13.98	74	644	25	65	27.78	72.22
7	12	2013	6	15	89	13.82	75	644	48	41	53.93	46.07
7	13	2013	7	15	89	13.82	76	644	52	37	58.43	41.57
7	19	2013	6	17	89	13.82	77	644	57	32	64.04	35.96
8	9	2013	6	11	89	13.82	78	644	35	54	39.33	60.67
8	9	2013	6	17	89	13.82	79	644	55	34	61.80	38.20
8	10	2013	7	16	89	13.82	80	644	52	37	58.43	41.57
8	19	2013	2	12	89	13.82	81	644	30	59	33.71	66.29
7	6	2013	7	16	88	13.66	82	644	57	31	64.77	35.23
7	15	2013	2	15	88	13.66	83	644	45	43	51.14	48.86
7	15	2013	2	16	88	13.66	84	644	59	29	67.05	32.95
8	2	2013	6	13	88	13.66	85	644	44	44	50.00	50.00
8	2	2013	6	16	88	13.66	86	644	51	37	57.95	42.05
8	17	2013	7	13	88	13.66	87	644	40	48	45.45	54.55
7	3	2013	4	16	87	13.51	88	644	57	30	65.52	34.48
7	5	2013	6	15	87	13.51	89	644	44	43	50.57	49.43
7	7	2013	1	17	87	13.51	90	644	49	38	56.32	43.68
7	26	2013	6	14	87	13.51	91	644	52	35	59.77	40.23
8	1	2013	5	15	87	13.51	92	644	45	42	51.72	48.28
8	2	2013	6	11	87	13.51	93	644	15	72	17.24	82.76
8	3	2013	7	13	87	13.51	94	644	42	45	48.28	51.72

MO	DY	YR	DAY OF WK	HR	HR VOL	PERCENT OF AADT	HOUR NUMBER	AADT	NORTH VOLUME	SOUTH VOLUME	PERCENT NORTH IS OF TOTAL VOLUME	PERCENT SOUTH IS OF TOTAL VOLUME
8	11	2013	1	15	87	13.51	95	644	39	48	44.83	55.17
8	11	2013	1	18	87	13.51	96	644	54	33	62.07	37.93
8	16	2013	6	16	87	13.51	97	644	50	37	57.47	42.53
9	1	2013	1	15	87	13.51	98	644	51	36	58.62	41.38
7	14	2013	1	15	86	13.35	99	644	52	34	60.47	39.53
7	17	2013	4	13	86	13.35	100	644	27	59	31.40	68.60
7	23	2013	3	14	86	13.35	101	644	57	29	66.28	33.72
7	23	2013	3	17	86	13.35	102	644	44	42	51.16	48.84
7	24	2013	4	15	86	13.35	103	644	49	37	56.98	43.02
8	1	2013	5	9	86	13.35	104	644	26	60	30.23	69.77
8	3	2013	7	17	86	13.35	105	644	52	34	60.47	39.53
8	7	2013	4	12	86	13.35	106	644	35	51	40.70	59.30
8	19	2013	2	14	86	13.35	107	644	43	43	50.00	50.00
8	27	2013	3	15	86	13.35	108	644	48	38	55.81	44.19
7	18	2013	5	16	85	13.20	109	644	50	35	58.82	41.18
8	2	2013	6	17	85	13.20	110	644	67	18	78.82	21.18
8	27	2013	3	12	85	13.20	111	644	32	53	37.65	62.35
7	4	2013	5	15	84	13.04	112	644	44	40	52.38	47.62
7	4	2013	5	16	84	13.04	113	644	46	38	54.76	45.24
7	5	2013	6	14	84	13.04	114	644	47	37	55.95	44.05
7	5	2013	6	17	84	13.04	115	644	48	36	57.14	42.86
7	6	2013	7	12	84	13.04	116	644	34	50	40.48	59.52
7	12	2013	6	11	84	13.04	117	644	20	64	23.81	76.19
7	18	2013	5	15	84	13.04	118	644	43	41	51.19	48.81
7	19	2013	6	14	84	13.04	119	644	58	26	69.05	30.95
7	22	2013	2	16	84	13.04	120	644	52	32	61.90	38.10
7	31	2013	4	14	84	13.04	121	644	48	36	57.14	42.86
8	14	2013	4	15	84	13.04	122	644	51	33	60.71	39.29
7	12	2013	6	16	83	12.89	123	644	48	35	57.83	42.17
7	16	2013	3	14	83	12.89	124	644	39	44	46.99	53.01
7	19	2013	6	13	83	12.89	125	644	40	43	48.19	51.81
7	20	2013	7	14	83	12.89	126	644	60	23	72.29	27.71
7	25	2013	5	12	83	12.89	127	644	44	39	53.01	46.99
7	28	2013	1	19	83	12.89	128	644	36	47	43.37	56.63
8	10	2013	7	18	83	12.89	129	644	38	45	45.78	54.22
8	11	2013	1	16	83	12.89	130	644	47	36	56.63	43.37
8	12	2013	2	14	83	12.89	131	644	36	47	43.37	56.63
8	17	2013	7	16	83	12.89	132	644	48	35	57.83	42.17
8	18	2013	1	16	83	12.89	133	644	43	40	51.81	48.19
8	22	2013	5	13	83	12.89	134	644	39	44	46.99	53.01
7	7	2013	1	13	82	12.73	135	644	29	53	35.37	64.63

MO	DY	YR	DAY OF WK	HR	HR VOL	PERCENT OF AADT	HOUR NUMBER	AADT	NORTH VOLUME	SOUTH VOLUME	PERCENT NORTH IS OF TOTAL VOLUME	PERCENT SOUTH IS OF TOTAL VOLUME
7	16	2013	3	12	82	12.73	136	644	34	48	41.46	58.54
7	16	2013	3	15	82	12.73	137	644	50	32	60.98	39.02
8	1	2013	5	12	82	12.73	138	644	38	44	46.34	53.66
8	3	2013	7	16	82	12.73	139	644	49	33	59.76	40.24
8	4	2013	1	11	82	12.73	140	644	33	49	40.24	59.76
8	5	2013	2	17	82	12.73	141	644	50	32	60.98	39.02
8	12	2013	2	13	82	12.73	142	644	37	45	45.12	54.88
8	27	2013	3	16	82	12.73	143	644	38	44	46.34	53.66
7	19	2013	6	12	81	12.58	144	644	24	57	29.63	70.37
7	24	2013	4	13	81	12.58	145	644	45	36	55.56	44.44
7	24	2013	4	16	81	12.58	146	644	47	34	58.02	41.98
8	2	2013	6	14	81	12.58	147	644	40	41	49.38	50.62
8	3	2013	7	15	81	12.58	148	644	44	37	54.32	45.68
8	5	2013	2	13	81	12.58	149	644	35	46	43.21	56.79
8	8	2013	5	14	81	12.58	150	644	43	38	53.09	46.91
8	8	2013	5	17	81	12.58	151	644	47	34	58.02	41.98
8	9	2013	6	12	81	12.58	152	644	30	51	37.04	62.96
8	9	2013	6	16	81	12.58	153	644	47	34	58.02	41.98
8	18	2013	1	18	81	12.58	154	644	42	39	51.85	48.15
9	2	2013	2	14	81	12.58	155	644	45	36	55.56	44.44
6	7	2013	6	16	80	12.42	156	644	43	37	53.75	46.25
6	28	2013	6	18	80	12.42	157	644	46	34	57.50	42.50
7	8	2013	2	14	80	12.42	158	644	42	38	52.50	47.50
7	11	2013	5	15	80	12.42	159	644	41	39	51.25	48.75
7	17	2013	4	17	80	12.42	160	644	51	29	63.75	36.25
7	31	2013	4	11	80	12.42	161	644	29	51	36.25	63.75
8	3	2013	7	14	80	12.42	162	644	59	21	73.75	26.25
8	9	2013	6	13	80	12.42	163	644	33	47	41.25	58.75
8	23	2013	6	13	80	12.42	164	644	30	50	37.50	62.50
8	29	2013	5	16	80	12.42	165	644	43	37	53.75	46.25
8	31	2013	7	12	80	12.42	166	644	33	47	41.25	58.75
11	22	2013	6	16	80	12.42	167	644	50	30	62.50	37.50
7	4	2013	5	13	79	12.27	168	644	56	23	70.89	29.11
7	7	2013	1	19	79	12.27	169	644	39	40	49.37	50.63
7	13	2013	7	14	79	12.27	170	644	45	34	56.96	43.04
7	13	2013	7	16	79	12.27	171	644	49	30	62.03	37.97
7	17	2013	4	11	79	12.27	172	644	14	65	17.72	82.28
7	17	2013	4	14	79	12.27	173	644	29	50	36.71	63.29
7	22	2013	2	17	79	12.27	174	644	51	28	64.56	35.44
7	26	2013	6	11	79	12.27	175	644	33	46	41.77	58.23
8	8	2013	5	16	79	12.27	176	644	50	29	63.29	36.71


MO	DY	YR	DAY OF WK	HR	HR VOL	PERCENT OF AADT	HOUR NUMBER	AADT	NORTH VOLUME	SOUTH VOLUME	PERCENT NORTH IS OF TOTAL VOLUME	PERCENT SOUTH IS OF TOTAL VOLUME
8	10	2013	7	19	79	12.27	177	644	41	38	51.90	48.10
8	18	2013	1	13	79	12.27	178	644	46	33	58.23	41.77
6	28	2013	6	14	78	12.11	179	644	42	36	53.85	46.15
6	30	2013	1	13	78	12.11	180	644	29	49	37.18	62.82
7	2	2013	3	14	78	12.11	181	644	43	35	55.13	44.87
7	5	2013	6	13	78	12.11	182	644	34	44	43.59	56.41
7	7	2013	1	14	78	12.11	183	644	43	35	55.13	44.87
7	10	2013	4	15	78	12.11	184	644	56	22	71.79	28.21
7	11	2013	5	12	78	12.11	185	644	36	42	46.15	53.85
7	20	2013	7	11	78	12.11	186	644	41	37	52.56	47.44
7	31	2013	4	17	78	12.11	187	644	46	32	58.97	41.03
8	4	2013	1	17	78	12.11	188	644	37	41	47.44	52.56
8	5	2013	2	11	78	12.11	189	644	22	56	28.21	71.79
8	5	2013	2	15	78	12.11	190	644	41	37	52.56	47.44
8	5	2013	2	18	78	12.11	191	644	51	27	65.38	34.62
8	6	2013	3	14	78	12.11	192	644	39	39	50.00	50.00
8	6	2013	3	15	78	12.11	193	644	41	37	52.56	47.44
8	14	2013	4	14	78	12.11	194	644	46	32	58.97	41.03
8	17	2013	7	19	78	12.11	195	644	47	31	60.26	39.74
8	26	2013	2	12	78	12.11	196	644	28	50	35.90	64.10
8	28	2013	4	11	78	12.11	197	644	20	58	25.64	74.36
8	28	2013	4	12	78	12.11	198	644	45	33	57.69	42.31
5	16	2013	5	15	77	11.96	199	644	46	31	59.74	40.26
7	5	2013	6	11	77	11.96	200	644	19	58	24.68	75.32

SR 025 MP 97.00 BOSSBURG ADC SITE P27
 K FOR PEAK 200 HOURS OF 2012

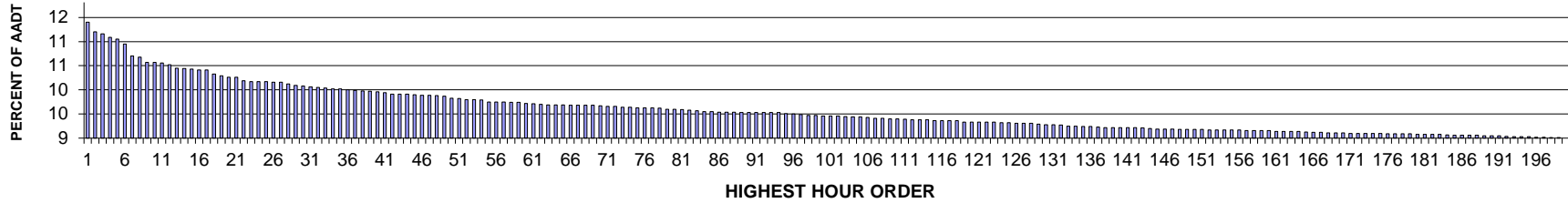


AADT= 0 K 30 FACTOR= 0.00 K 100 FACTOR= 0.00 K 200 FACTOR= 0.00 D 30 FACTOR= 0.00

SR 025 MP 97.00 BOSSBURG ADC SITE P27
 D % IN THE PEAK 200 HOURS OF 2012

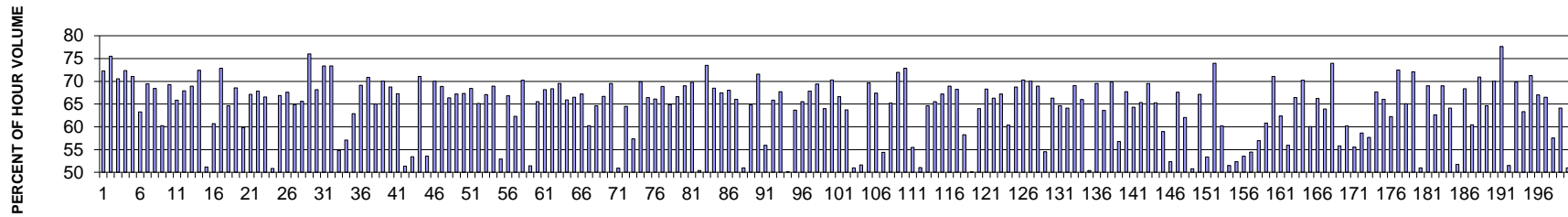


**SR 002 MP 301.40 CHATTAROY ADC SITE P28
K FOR PEAK 200 HOURS OF 2013**



AADT= 16350 K 30 FACTOR= 10.27 K 100 FACTOR= 9.65 K 200 FACTOR= 9.19 D 30 FACTOR= 68.14

**SR 002 MP 301.40 CHATTAROY ADC SITE P28
D % IN THE PEAK 200 HOURS OF 2013**



MO	DY	YR	DAY OF WK	HR	HR VOL	PERCENT OF AADT	HOUR NUMBER	AADT	EAST VOLUME	WEST VOLUME	PERCENT EAST IS OF TOTAL VOLUME	PERCENT WEST IS OF TOTAL VOLUME
7	3	2013	4	17	1895	11.59	1	16350	1370	525	72.30	27.70
7	3	2013	4	18	1863	11.39	2	16350	1407	456	75.52	24.48
7	26	2013	6	18	1856	11.35	3	16350	1309	547	70.53	29.47
8	2	2013	6	18	1844	11.28	4	16350	1334	510	72.34	27.66
8	16	2013	6	18	1837	11.24	5	16350	1305	532	71.04	28.96
7	7	2013	1	15	1821	11.14	6	16350	669	1152	36.74	63.26
8	30	2013	6	17	1781	10.89	7	16350	1237	544	69.46	30.54
7	12	2013	6	17	1777	10.87	8	16350	1216	561	68.43	31.57
7	7	2013	1	14	1760	10.76	9	16350	699	1061	39.72	60.28
7	12	2013	6	18	1759	10.76	10	16350	1218	541	69.24	30.76
8	9	2013	6	17	1757	10.75	11	16350	1157	600	65.85	34.15
8	16	2013	6	17	1751	10.71	12	16350	1189	562	67.90	32.10

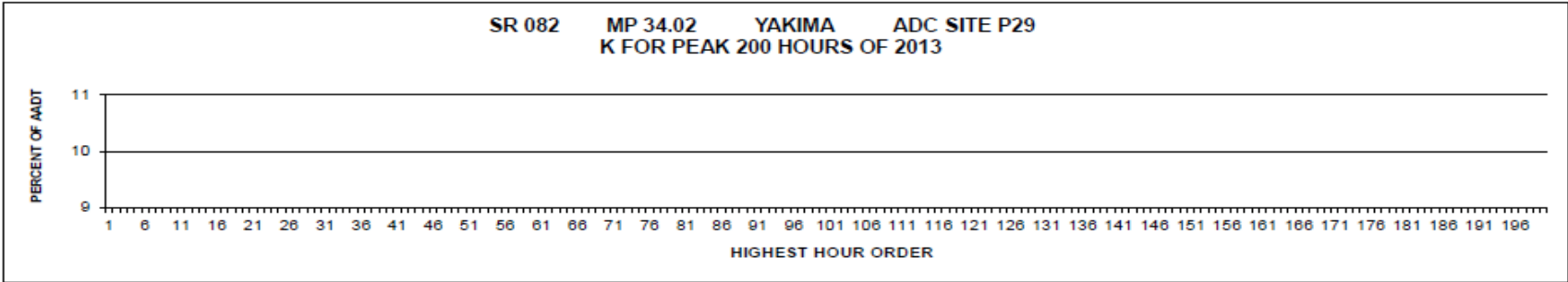
MO	DY	YR	DAY OF WK	HR	HR VOL	PERCENT OF AADT	HOUR NUMBER	AADT	EAST VOLUME	WEST VOLUME	PERCENT EAST IS OF TOTAL VOLUME	PERCENT WEST IS OF TOTAL VOLUME
7	26	2013	6	17	1739	10.64	13	16350	1199	540	68.95	31.05
8	9	2013	6	18	1738	10.63	14	16350	1259	479	72.44	27.56
8	10	2013	7	12	1736	10.62	15	16350	848	888	48.85	51.15
7	7	2013	1	13	1733	10.60	16	16350	681	1052	39.30	60.70
8	30	2013	6	18	1733	10.60	17	16350	1263	470	72.88	27.12
7	7	2013	1	17	1720	10.52	18	16350	608	1112	35.35	64.65
7	19	2013	6	17	1713	10.48	19	16350	1174	539	68.53	31.47
7	7	2013	1	16	1709	10.45	20	16350	687	1022	40.20	59.80
8	8	2013	5	18	1709	10.45	21	16350	1148	561	67.17	32.83
11	1	2013	6	18	1697	10.38	22	16350	1152	545	67.88	32.12
7	19	2013	6	18	1694	10.36	23	16350	1128	566	66.59	33.41
7	20	2013	7	12	1694	10.36	24	16350	861	833	50.83	49.17
9	20	2013	6	17	1694	10.36	25	16350	1133	561	66.88	33.12
8	23	2013	6	17	1693	10.35	26	16350	1144	549	67.57	32.43
9	20	2013	6	18	1692	10.35	27	16350	1098	594	64.89	35.11
7	18	2013	5	18	1685	10.31	28	16350	1105	580	65.58	34.42
7	3	2013	4	19	1680	10.28	29	16350	1277	403	76.01	23.99
8	2	2013	6	17	1679	10.27	30	16350	1144	535	68.14	31.86
8	23	2013	6	18	1676	10.25	31	16350	1230	446	73.39	26.61
9	2	2013	2	13	1675	10.24	32	16350	446	1229	26.63	73.37
8	11	2013	1	13	1672	10.23	33	16350	756	916	45.22	54.78
8	3	2013	7	12	1670	10.21	34	16350	717	953	42.93	57.07
10	4	2013	6	17	1670	10.21	35	16350	1050	620	62.87	37.13
8	1	2013	5	18	1666	10.19	36	16350	1152	514	69.15	30.85
9	13	2013	6	18	1664	10.18	37	16350	1179	485	70.85	29.15
9	13	2013	6	17	1663	10.17	38	16350	1081	582	65.00	35.00
4	26	2013	6	18	1661	10.16	39	16350	1163	498	70.02	29.98
10	25	2013	6	18	1659	10.15	40	16350	1141	518	68.78	31.22
10	18	2013	6	17	1657	10.13	41	16350	1115	542	67.29	32.71
7	6	2013	7	13	1651	10.10	42	16350	803	848	48.64	51.36
7	27	2013	7	12	1651	10.10	43	16350	769	882	46.58	53.42
10	11	2013	6	18	1651	10.10	44	16350	1173	478	71.05	28.95
7	6	2013	7	12	1649	10.09	45	16350	766	883	46.45	53.55
9	2	2013	2	14	1648	10.08	46	16350	494	1154	29.98	70.02
10	18	2013	6	18	1648	10.08	47	16350	1135	513	68.87	31.13
7	3	2013	4	16	1647	10.07	48	16350	1093	554	66.36	33.64
8	30	2013	6	16	1645	10.06	49	16350	1106	539	67.23	32.77
11	1	2013	6	17	1638	10.02	50	16350	1103	535	67.34	32.66
10	4	2013	6	18	1636	10.01	51	16350	1119	517	68.40	31.60
8	8	2013	5	17	1633	9.99	52	16350	1064	569	65.16	34.84
8	14	2013	4	18	1633	9.99	53	16350	1095	538	67.05	32.95

MO	DY	YR	DAY OF WK	HR	HR VOL	PERCENT OF AADT	HOUR NUMBER	AADT	EAST VOLUME	WEST VOLUME	PERCENT EAST IS OF TOTAL VOLUME	PERCENT WEST IS OF TOTAL VOLUME
7	29	2013	2	18	1632	9.98	54	16350	1125	507	68.93	31.07
7	13	2013	7	13	1626	9.94	55	16350	860	766	52.89	47.11
7	12	2013	6	16	1625	9.94	56	16350	1086	539	66.83	33.17
7	28	2013	1	17	1625	9.94	57	16350	613	1012	37.72	62.28
7	17	2013	4	18	1624	9.93	58	16350	1141	483	70.26	29.74
7	21	2013	1	16	1624	9.93	59	16350	789	835	48.58	51.42
7	19	2013	6	16	1621	9.91	60	16350	1062	559	65.52	34.48
9	27	2013	6	18	1619	9.90	61	16350	1104	515	68.19	31.81
7	11	2013	5	18	1617	9.89	62	16350	1105	512	68.34	31.66
7	25	2013	5	18	1616	9.88	63	16350	1124	492	69.55	30.45
9	2	2013	2	15	1615	9.88	64	16350	550	1065	34.06	65.94
10	25	2013	6	17	1615	9.88	65	16350	1074	541	66.50	33.50
7	8	2013	2	18	1614	9.87	66	16350	1085	529	67.22	32.78
7	21	2013	1	17	1614	9.87	67	16350	642	972	39.78	60.22
8	16	2013	6	16	1614	9.87	68	16350	1043	571	64.62	35.38
9	27	2013	6	17	1614	9.87	69	16350	1076	538	66.67	33.33
9	6	2013	6	18	1612	9.86	70	16350	1121	491	69.54	30.46
7	5	2013	6	13	1610	9.85	71	16350	820	790	50.93	49.07
8	9	2013	6	16	1610	9.85	72	16350	1038	572	64.47	35.53
8	31	2013	7	12	1608	9.83	73	16350	922	686	57.34	42.66
8	12	2013	2	18	1607	9.83	74	16350	1123	484	69.88	30.12
7	26	2013	6	16	1606	9.82	75	16350	1067	539	66.44	33.56
7	30	2013	3	17	1605	9.82	76	16350	1061	544	66.11	33.89
8	6	2013	3	18	1605	9.82	77	16350	1105	500	68.85	31.15
7	8	2013	2	17	1604	9.81	78	16350	1041	563	64.90	35.10
8	1	2013	5	17	1601	9.79	79	16350	1067	534	66.65	33.35
8	28	2013	4	18	1601	9.79	80	16350	1105	496	69.02	30.98
7	9	2013	3	18	1599	9.78	81	16350	1116	483	69.79	30.21
7	13	2013	7	12	1597	9.77	82	16350	792	805	49.59	50.41
7	4	2013	5	12	1596	9.76	83	16350	1173	423	73.50	26.50
7	10	2013	4	18	1593	9.74	84	16350	1091	502	68.49	31.51
7	30	2013	3	18	1593	9.74	85	16350	1075	518	67.48	32.52
7	31	2013	4	18	1591	9.73	86	16350	1082	509	68.01	31.99
8	7	2013	4	17	1591	9.73	87	16350	1051	540	66.06	33.94
8	10	2013	7	13	1591	9.73	88	16350	811	780	50.97	49.03
4	26	2013	6	17	1590	9.72	89	16350	1031	559	64.84	35.16
7	7	2013	1	18	1590	9.72	90	16350	452	1138	28.43	71.57
7	28	2013	1	13	1590	9.72	91	16350	701	889	44.09	55.91
8	14	2013	4	17	1590	9.72	92	16350	1047	543	65.85	34.15
7	16	2013	3	18	1589	9.72	93	16350	1076	513	67.72	32.28
7	21	2013	1	14	1589	9.72	94	16350	797	792	50.16	49.84

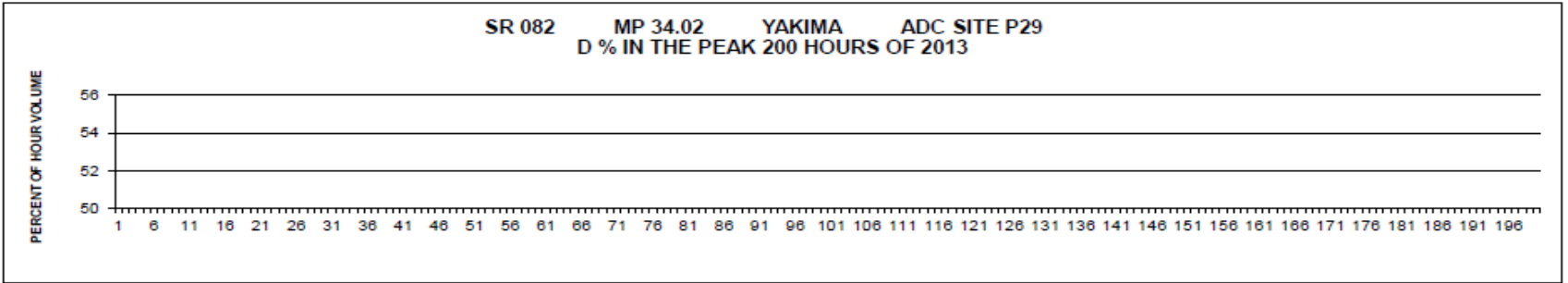
MO	DY	YR	DAY OF WK	HR	HR VOL	PERCENT OF AADT	HOUR NUMBER	AADT	EAST VOLUME	WEST VOLUME	PERCENT EAST IS OF TOTAL VOLUME	PERCENT WEST IS OF TOTAL VOLUME
7	11	2013	5	17	1586	9.70	95	16350	1010	576	63.68	36.32
8	2	2013	6	16	1585	9.69	96	16350	1039	546	65.55	34.45
8	15	2013	5	18	1582	9.68	97	16350	1073	509	67.83	32.17
4	12	2013	6	18	1580	9.66	98	16350	1096	484	69.37	30.63
7	3	2013	4	15	1580	9.66	99	16350	1011	569	63.99	36.01
8	27	2013	3	18	1578	9.65	100	16350	1109	469	70.28	29.72
8	21	2013	4	18	1577	9.65	101	16350	1051	526	66.65	33.35
9	6	2013	6	17	1577	9.65	102	16350	1005	572	63.73	36.27
7	5	2013	6	14	1576	9.64	103	16350	773	803	49.05	50.95
7	28	2013	1	15	1575	9.63	104	16350	762	813	48.38	51.62
8	22	2013	5	18	1574	9.63	105	16350	1096	478	69.63	30.37
7	24	2013	4	18	1573	9.62	106	16350	1060	513	67.39	32.61
7	5	2013	6	15	1570	9.60	107	16350	854	716	54.39	45.61
7	29	2013	2	17	1570	9.60	108	16350	1024	546	65.22	34.78
8	13	2013	3	18	1568	9.59	109	16350	1128	440	71.94	28.06
10	1	2013	3	18	1568	9.59	110	16350	1143	425	72.90	27.10
7	5	2013	6	12	1567	9.58	111	16350	698	869	44.54	55.46
7	6	2013	7	14	1565	9.57	112	16350	799	766	51.05	48.95
7	25	2013	5	17	1564	9.57	113	16350	1011	553	64.64	35.36
7	31	2013	4	17	1564	9.57	114	16350	1025	539	65.54	34.46
4	19	2013	6	17	1562	9.55	115	16350	1050	512	67.22	32.78
9	5	2013	5	18	1562	9.55	116	16350	1077	485	68.95	31.05
7	15	2013	2	18	1561	9.55	117	16350	1065	496	68.23	31.77
8	31	2013	7	13	1561	9.55	118	16350	909	652	58.23	41.77
7	14	2013	1	13	1557	9.52	119	16350	780	777	50.10	49.90
8	15	2013	5	17	1557	9.52	120	16350	996	561	63.97	36.03
9	26	2013	5	18	1557	9.52	121	16350	1063	494	68.27	31.73
7	17	2013	4	17	1556	9.52	122	16350	1032	524	66.32	33.68
10	11	2013	6	17	1556	9.52	123	16350	1046	510	67.22	32.78
7	5	2013	6	17	1555	9.51	124	16350	939	616	60.39	39.61
8	7	2013	4	18	1555	9.51	125	16350	1069	486	68.75	31.25
8	20	2013	3	18	1554	9.50	126	16350	1092	462	70.27	29.73
8	29	2013	5	18	1554	9.50	127	16350	1088	466	70.01	29.99
8	19	2013	2	18	1553	9.50	128	16350	1071	482	68.96	31.04
8	10	2013	7	14	1550	9.48	129	16350	845	705	54.52	45.48
10	3	2013	5	17	1549	9.47	130	16350	1027	522	66.30	33.70
7	10	2013	4	17	1548	9.47	131	16350	1000	548	64.60	35.40
7	15	2013	2	17	1546	9.46	132	16350	991	555	64.10	35.90
9	19	2013	5	18	1544	9.44	133	16350	1066	478	69.04	30.96
7	23	2013	3	17	1543	9.44	134	16350	1018	525	65.98	34.02
8	4	2013	1	15	1542	9.43	135	16350	777	765	50.39	49.61

MO	DY	YR	DAY OF WK	HR	HR VOL	PERCENT OF AADT	HOUR NUMBER	AADT	EAST VOLUME	WEST VOLUME	PERCENT EAST IS OF TOTAL VOLUME	PERCENT WEST IS OF TOTAL VOLUME
11	4	2013	2	17	1542	9.43	136	16350	1072	470	69.52	30.48
8	23	2013	6	16	1540	9.42	137	16350	979	561	63.57	36.43
7	23	2013	3	18	1539	9.41	138	16350	1075	464	69.85	30.15
8	18	2013	1	13	1539	9.41	139	16350	665	874	43.21	56.79
8	5	2013	2	17	1538	9.41	140	16350	1042	496	67.75	32.25
8	12	2013	2	17	1538	9.41	141	16350	989	549	64.30	35.70
11	8	2013	6	17	1538	9.41	142	16350	1005	533	65.34	34.66
10	17	2013	5	18	1537	9.40	143	16350	1069	468	69.55	30.45
8	6	2013	3	17	1535	9.39	144	16350	1002	533	65.28	34.72
7	5	2013	6	16	1534	9.38	145	16350	904	630	58.93	41.07
8	4	2013	1	13	1534	9.38	146	16350	731	803	47.65	52.35
9	25	2013	4	18	1533	9.38	147	16350	1036	497	67.58	32.42
7	7	2013	1	12	1532	9.37	148	16350	581	951	37.92	62.08
7	21	2013	1	13	1532	9.37	149	16350	778	754	50.78	49.22
7	22	2013	2	18	1532	9.37	150	16350	1029	503	67.17	32.83
8	11	2013	1	16	1532	9.37	151	16350	714	818	46.61	53.39
7	19	2013	6	19	1531	9.36	152	16350	1132	399	73.94	26.06
8	30	2013	6	15	1531	9.36	153	16350	921	610	60.16	39.84
7	14	2013	1	15	1530	9.36	154	16350	742	788	48.50	51.50
8	11	2013	1	15	1530	9.36	155	16350	729	801	47.65	52.35
8	17	2013	7	12	1530	9.36	156	16350	819	711	53.53	46.47
7	20	2013	7	11	1529	9.35	157	16350	833	696	54.48	45.52
7	13	2013	7	17	1528	9.35	158	16350	870	658	56.94	43.06
10	11	2013	6	16	1528	9.35	159	16350	930	598	60.86	39.14
10	24	2013	5	18	1528	9.35	160	16350	1086	442	71.07	28.93
7	26	2013	6	15	1525	9.33	161	16350	951	574	62.36	37.64
7	28	2013	1	16	1525	9.33	162	16350	672	853	44.07	55.93
9	10	2013	3	18	1525	9.33	163	16350	1013	512	66.43	33.57
10	22	2013	3	18	1525	9.33	164	16350	1071	454	70.23	29.77
9	6	2013	6	16	1524	9.32	165	16350	915	609	60.04	39.96
7	24	2013	4	17	1522	9.31	166	16350	1008	514	66.23	33.77
8	20	2013	3	17	1522	9.31	167	16350	973	549	63.93	36.07
7	4	2013	5	11	1521	9.30	168	16350	1125	396	73.96	26.04
7	20	2013	7	13	1521	9.30	169	16350	849	672	55.82	44.18
10	4	2013	6	16	1520	9.30	170	16350	915	605	60.20	39.80
7	13	2013	7	11	1519	9.29	171	16350	844	675	55.56	44.44
8	9	2013	6	15	1519	9.29	172	16350	891	628	58.66	41.34
8	10	2013	7	15	1519	9.29	173	16350	876	643	57.67	42.33
9	12	2013	5	18	1519	9.29	174	16350	1028	491	67.68	32.32
9	26	2013	5	17	1519	9.29	175	16350	1003	516	66.03	33.97
10	14	2013	2	17	1518	9.28	176	16350	945	573	62.25	37.75

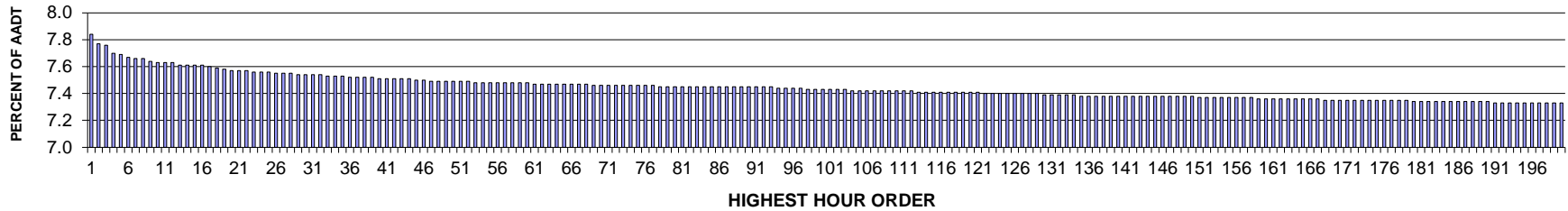
MO	DY	YR	DAY OF WK	HR	HR VOL	PERCENT OF AADT	HOUR NUMBER	AADT	EAST VOLUME	WEST VOLUME	PERCENT EAST IS OF TOTAL VOLUME	PERCENT WEST IS OF TOTAL VOLUME
2	1	2013	6	18	1517	9.28	177	16350	1100	417	72.51	27.49
4	12	2013	6	17	1517	9.28	178	16350	987	530	65.06	34.94
10	29	2013	3	18	1517	9.28	179	16350	1094	423	72.12	27.88
7	21	2013	1	15	1516	9.27	180	16350	773	743	50.99	49.01
10	22	2013	3	17	1516	9.27	181	16350	1046	470	69.00	31.00
10	31	2013	5	17	1516	9.27	182	16350	949	567	62.60	37.40
10	16	2013	4	18	1515	9.27	183	16350	1045	470	68.98	31.02
7	18	2013	5	17	1514	9.26	184	16350	971	543	64.13	35.87
8	4	2013	1	16	1513	9.25	185	16350	730	783	48.25	51.75
10	15	2013	3	17	1513	9.25	186	16350	1034	479	68.34	31.66
8	16	2013	6	15	1512	9.25	187	16350	914	598	60.45	39.55
10	15	2013	3	18	1512	9.25	188	16350	1073	439	70.97	29.03
7	9	2013	3	17	1511	9.24	189	16350	977	534	64.66	35.34
9	3	2013	3	18	1511	9.24	190	16350	1058	453	70.02	29.98
8	30	2013	6	19	1510	9.24	191	16350	1172	338	77.62	22.38
8	3	2013	7	13	1509	9.23	192	16350	777	732	51.49	48.51
8	26	2013	2	18	1508	9.22	193	16350	1053	455	69.83	30.17
8	28	2013	4	17	1508	9.22	194	16350	955	553	63.33	36.67
11	6	2013	4	18	1507	9.22	195	16350	1074	433	71.27	28.73
7	28	2013	1	18	1506	9.21	196	16350	497	1009	33.00	67.00
8	21	2013	4	17	1506	9.21	197	16350	1001	505	66.47	33.53
8	18	2013	1	16	1505	9.20	198	16350	639	866	42.46	57.54
8	27	2013	3	17	1504	9.20	199	16350	964	540	64.10	35.90
8	4	2013	1	14	1503	9.19	200	16350	737	766	49.04	50.96



AADT= 0 K 30 FACTOR= 0.00 K 100 FACTOR= 0.00 K 200 FACTOR= 0.00 D 30 FACTOR= 0.00

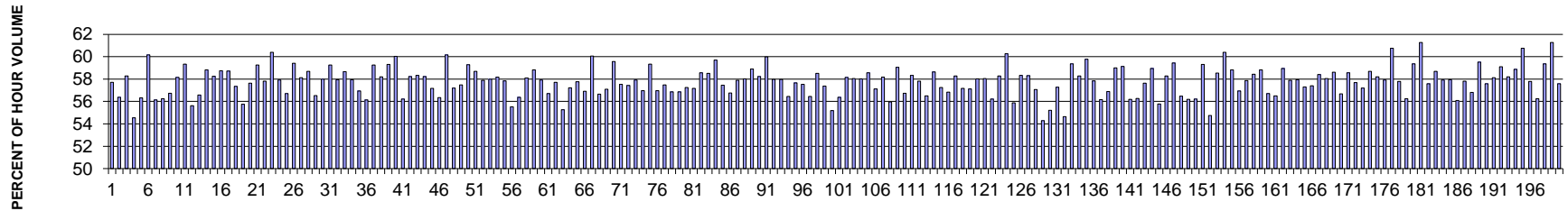


**SR 005 MP 176.72 SEATTLE/185TH ST ADC SITE P3
K FOR PEAK 200 HOURS OF 2013**



AADT= 183193 K 30 FACTOR= 7.54 K 100 FACTOR= 7.43 K 200 FACTOR= 7.33 D 30 FACTOR= 58.00

**SR 005 MP 176.72 SEATTLE/185TH ADC SITE P3
D % IN THE PEAK 200 HOURS OF 2013**



MO	DY	YR	DAY OF WK	HR	HR VOL	PERCENT OF AADT	HOUR NUMBER	AADT	NORTH VOLUME	SOUTH VOLUME	PERCENT NORTH IS OF TOTAL VOLUME	PERCENT SOUTH IS OF TOTAL VOLUME
4	8	2013	2	17	14363	7.84	1	183193	8289	6074	57.71	42.29
4	9	2013	3	17	14241	7.77	2	183193	8028	6213	56.37	43.63
4	2	2013	3	18	14207	7.76	3	183193	8279	5928	58.27	41.73
9	4	2013	4	18	14105	7.70	4	183193	7694	6411	54.55	45.45
2	14	2013	5	17	14093	7.69	5	183193	7938	6155	56.33	43.67
3	18	2013	2	17	14053	7.67	6	183193	8455	5598	60.17	39.83
4	17	2013	4	18	14037	7.66	7	183193	7882	6155	56.15	43.85
4	11	2013	5	18	14033	7.66	8	183193	7892	6141	56.24	43.76
4	9	2013	3	18	13988	7.64	9	183193	7935	6053	56.73	43.27
4	3	2013	4	18	13981	7.63	10	183193	8128	5853	58.14	41.86
12	31	2013	3	16	13980	7.63	11	183193	8295	5685	59.33	40.67
10	9	2013	4	18	13974	7.63	12	183193	7774	6200	55.63	44.37

MO	DY	YR	DAY OF WK	HR	HR VOL	PERCENT OF AADT	HOUR NUMBER	AADT	NORTH VOLUME	SOUTH VOLUME	PERCENT NORTH IS OF TOTAL VOLUME	PERCENT SOUTH IS OF TOTAL VOLUME
4	17	2013	4	17	13945	7.61	13	183193	7892	6053	56.59	43.41
4	1	2013	2	18	13942	7.61	14	183193	8201	5741	58.82	41.18
3	15	2013	6	16	13941	7.61	15	183193	8120	5821	58.25	41.75
2	21	2013	5	17	13936	7.61	16	183193	8186	5750	58.74	41.26
11	11	2013	2	16	13918	7.60	17	183193	8172	5746	58.72	41.28
4	9	2013	3	16	13903	7.59	18	183193	7975	5928	57.36	42.64
9	13	2013	6	17	13892	7.58	19	183193	7745	6147	55.75	44.25
3	15	2013	6	17	13865	7.57	20	183193	7992	5873	57.64	42.36
10	2	2013	4	17	13862	7.57	21	183193	8215	5647	59.26	40.74
11	11	2013	2	17	13859	7.57	22	183193	8013	5846	57.82	42.18
6	24	2013	2	17	13850	7.56	23	183193	8362	5488	60.38	39.62
2	8	2013	6	16	13844	7.56	24	183193	8019	5825	57.92	42.08
7	11	2013	5	17	13841	7.56	25	183193	7851	5990	56.72	43.28
4	1	2013	2	17	13834	7.55	26	183193	8217	5617	59.40	40.60
10	25	2013	6	17	13830	7.55	27	183193	8040	5790	58.13	41.87
2	22	2013	6	16	13822	7.55	28	183193	8113	5709	58.70	41.30
6	6	2013	5	18	13820	7.54	29	183193	7813	6007	56.53	43.47
1	4	2013	6	16	13818	7.54	30	183193	8015	5803	58.00	42.00
2	12	2013	3	17	13813	7.54	31	183193	8186	5627	59.26	40.74
3	15	2013	6	18	13811	7.54	32	183193	8002	5809	57.94	42.06
3	26	2013	3	18	13802	7.53	33	183193	8097	5705	58.67	41.33
8	14	2013	4	18	13792	7.53	34	183193	7993	5799	57.95	42.05
4	8	2013	2	18	13786	7.53	35	183193	7848	5938	56.93	43.07
9	13	2013	6	18	13781	7.52	36	183193	7736	6045	56.14	43.86
1	3	2013	5	16	13779	7.52	37	183193	8165	5614	59.26	40.74
6	21	2013	6	16	13770	7.52	38	183193	8015	5755	58.21	41.79
3	4	2013	2	18	13767	7.52	39	183193	8167	5600	59.32	40.68
4	2	2013	3	16	13763	7.51	40	183193	8263	5500	60.04	39.96
6	11	2013	3	17	13763	7.51	41	183193	7738	6025	56.22	43.78
3	14	2013	5	17	13761	7.51	42	183193	8014	5747	58.24	41.76
8	1	2013	5	16	13758	7.51	43	183193	8027	5731	58.34	41.66
2	14	2013	5	16	13756	7.51	44	183193	8011	5745	58.24	41.76
4	24	2013	4	18	13740	7.50	45	183193	7854	5886	57.16	42.84
8	5	2013	2	18	13733	7.50	46	183193	7737	5996	56.34	43.66
4	1	2013	2	16	13723	7.49	47	183193	8256	5467	60.16	39.84
8	1	2013	5	18	13722	7.49	48	183193	7849	5873	57.20	42.80
6	18	2013	3	18	13721	7.49	49	183193	7886	5835	57.47	42.53
6	21	2013	6	17	13719	7.49	50	183193	8134	5585	59.29	40.71
4	8	2013	2	16	13716	7.49	51	183193	8048	5668	58.68	41.32
4	2	2013	3	17	13715	7.49	52	183193	7941	5774	57.90	42.10
6	25	2013	3	17	13711	7.48	53	183193	7951	5760	57.99	42.01

MO	DY	YR	DAY OF WK	HR	HR VOL	PERCENT OF AADT	HOUR NUMBER	AADT	NORTH VOLUME	SOUTH VOLUME	PERCENT NORTH IS OF TOTAL VOLUME	PERCENT SOUTH IS OF TOTAL VOLUME
4	29	2013	2	18	13709	7.48	54	183193	7976	5733	58.18	41.82
1	31	2013	5	17	13706	7.48	55	183193	7929	5777	57.85	42.15
10	30	2013	4	18	13706	7.48	56	183193	7609	6097	55.52	44.48
2	18	2013	2	16	13703	7.48	57	183193	7723	5980	56.36	43.64
9	4	2013	4	17	13702	7.48	58	183193	7962	5740	58.11	41.89
2	12	2013	3	18	13701	7.48	59	183193	8058	5643	58.81	41.19
5	10	2013	6	18	13701	7.48	60	183193	7935	5766	57.92	42.08
6	6	2013	5	17	13691	7.47	61	183193	7763	5928	56.70	43.30
10	11	2013	6	17	13691	7.47	62	183193	7901	5790	57.71	42.29
3	29	2013	6	16	13690	7.47	63	183193	7565	6125	55.26	44.74
10	2	2013	4	18	13689	7.47	64	183193	7834	5855	57.23	42.77
5	17	2013	6	18	13687	7.47	65	183193	7907	5780	57.77	42.23
6	13	2013	5	17	13681	7.47	66	183193	7787	5894	56.92	43.08
2	21	2013	5	16	13679	7.47	67	183193	8215	5464	60.06	39.94
6	5	2013	4	17	13679	7.47	68	183193	7749	5930	56.65	43.35
3	11	2013	2	18	13675	7.46	69	183193	7808	5867	57.10	42.90
2	26	2013	3	17	13673	7.46	70	183193	8145	5528	59.57	40.43
6	19	2013	4	18	13670	7.46	71	183193	7863	5807	57.52	42.48
4	11	2013	5	16	13669	7.46	72	183193	7852	5817	57.44	42.56
10	4	2013	6	18	13667	7.46	73	183193	7914	5753	57.91	42.09
4	26	2013	6	16	13662	7.46	74	183193	7783	5879	56.97	43.03
2	26	2013	3	18	13661	7.46	75	183193	8105	5556	59.33	40.67
4	30	2013	3	18	13660	7.46	76	183193	7781	5879	56.96	43.04
6	14	2013	6	17	13660	7.46	77	183193	7853	5807	57.49	42.51
6	25	2013	3	18	13656	7.45	78	183193	7766	5890	56.87	43.13
7	12	2013	6	17	13651	7.45	79	183193	7762	5889	56.86	43.14
8	5	2013	2	16	13651	7.45	80	183193	7814	5837	57.24	42.76
10	11	2013	6	18	13650	7.45	81	183193	7802	5848	57.16	42.84
3	14	2013	5	18	13649	7.45	82	183193	7991	5658	58.55	41.45
10	11	2013	6	16	13649	7.45	83	183193	7986	5663	58.51	41.49
2	11	2013	2	17	13648	7.45	84	183193	8147	5501	59.69	40.31
9	27	2013	6	16	13648	7.45	85	183193	7842	5806	57.46	42.54
9	27	2013	6	18	13644	7.45	86	183193	7744	5900	56.76	43.24
5	20	2013	2	18	13643	7.45	87	183193	7897	5746	57.88	42.12
6	28	2013	6	17	13643	7.45	88	183193	7916	5727	58.02	41.98
9	4	2013	4	16	13643	7.45	89	183193	8034	5609	58.89	41.11
9	24	2013	3	18	13643	7.45	90	183193	7944	5699	58.23	41.77
2	26	2013	3	16	13642	7.45	91	183193	8181	5461	59.97	40.03
6	25	2013	3	16	13641	7.45	92	183193	7909	5732	57.98	42.02
10	25	2013	6	16	13639	7.45	93	183193	7907	5732	57.97	42.03
2	14	2013	5	18	13636	7.44	94	183193	7698	5938	56.45	43.55

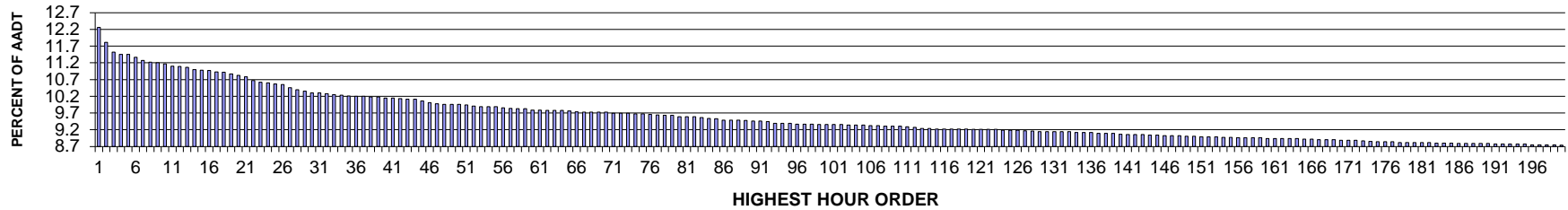
MO	DY	YR	DAY OF WK	HR	HR VOL	PERCENT OF AADT	HOUR NUMBER	AADT	NORTH VOLUME	SOUTH VOLUME	PERCENT NORTH IS OF TOTAL VOLUME	PERCENT SOUTH IS OF TOTAL VOLUME
3	26	2013	3	17	13634	7.44	95	183193	7863	5771	57.67	42.33
1	21	2013	2	16	13632	7.44	96	183193	7841	5791	57.52	42.48
6	7	2013	6	18	13632	7.44	97	183193	7695	5937	56.45	43.55
1	3	2013	5	17	13615	7.43	98	183193	7968	5647	58.52	41.48
10	30	2013	4	17	13615	7.43	99	183193	7814	5801	57.39	42.61
5	17	2013	6	15	13613	7.43	100	183193	7512	6101	55.18	44.82
8	9	2013	6	18	13609	7.43	101	183193	7671	5938	56.37	43.63
6	13	2013	5	16	13605	7.43	102	183193	7910	5695	58.14	41.86
9	13	2013	6	16	13603	7.43	103	183193	7898	5705	58.06	41.94
8	27	2013	3	17	13598	7.42	104	183193	7891	5707	58.03	41.97
9	5	2013	5	17	13598	7.42	105	183193	7965	5633	58.57	41.43
6	5	2013	4	18	13595	7.42	106	183193	7766	5829	57.12	42.88
4	10	2013	4	17	13594	7.42	107	183193	7909	5685	58.18	41.82
5	17	2013	6	17	13592	7.42	108	183193	7608	5984	55.97	44.03
4	3	2013	4	16	13590	7.42	109	183193	8026	5564	59.06	40.94
4	26	2013	6	17	13589	7.42	110	183193	7709	5880	56.73	43.27
4	29	2013	2	17	13587	7.42	111	183193	7926	5661	58.34	41.66
2	7	2013	5	18	13584	7.42	112	183193	7853	5731	57.81	42.19
4	16	2013	3	18	13580	7.41	113	183193	7674	5906	56.51	43.49
4	17	2013	4	16	13580	7.41	114	183193	7965	5615	58.65	41.35
7	16	2013	3	18	13580	7.41	115	183193	7774	5806	57.25	42.75
6	21	2013	6	15	13577	7.41	116	183193	7716	5861	56.83	43.17
6	17	2013	2	18	13576	7.41	117	183193	7913	5663	58.29	41.71
4	26	2013	6	18	13575	7.41	118	183193	7762	5813	57.18	42.82
1	15	2013	3	18	13569	7.41	119	183193	7749	5820	57.11	42.89
8	29	2013	5	16	13566	7.41	120	183193	7871	5695	58.02	41.98
9	27	2013	6	17	13566	7.41	121	183193	7877	5689	58.06	41.94
4	10	2013	4	18	13565	7.40	122	183193	7625	5940	56.21	43.79
10	17	2013	5	18	13562	7.40	123	183193	7902	5660	58.27	41.73
12	30	2013	2	16	13561	7.40	124	183193	8171	5390	60.25	39.75
4	11	2013	5	17	13555	7.40	125	183193	7576	5979	55.89	44.11
2	21	2013	5	18	13554	7.40	126	183193	7905	5649	58.32	41.68
10	21	2013	2	18	13553	7.40	127	183193	7901	5652	58.30	41.70
11	1	2013	6	18	13550	7.40	128	183193	7735	5815	57.08	42.92
8	10	2013	7	15	13549	7.40	129	183193	7355	6194	54.28	45.72
3	15	2013	6	15	13543	7.39	130	183193	7478	6065	55.22	44.78
7	22	2013	2	18	13541	7.39	131	183193	7756	5785	57.28	42.72
5	10	2013	6	15	13530	7.39	132	183193	7393	6137	54.64	45.36
5	15	2013	4	16	13530	7.39	133	183193	8033	5497	59.37	40.63
2	28	2013	5	17	13529	7.39	134	183193	7884	5645	58.27	41.73
1	24	2013	5	16	13527	7.38	135	183193	8085	5442	59.77	40.23

MO	DY	YR	DAY OF WK	HR	HR VOL	PERCENT OF AADT	HOUR NUMBER	AADT	NORTH VOLUME	SOUTH VOLUME	PERCENT NORTH IS OF TOTAL VOLUME	PERCENT SOUTH IS OF TOTAL VOLUME
6	10	2013	2	17	13526	7.38	136	183193	7824	5702	57.84	42.16
9	27	2013	6	15	13525	7.38	137	183193	7596	5929	56.16	43.84
7	12	2013	6	18	13524	7.38	138	183193	7694	5830	56.89	43.11
10	4	2013	6	16	13524	7.38	139	183193	7981	5543	59.01	40.99
1	25	2013	6	16	13523	7.38	140	183193	7995	5528	59.12	40.88
8	27	2013	3	18	13522	7.38	141	183193	7597	5925	56.18	43.82
10	11	2013	6	15	13522	7.38	142	183193	7609	5913	56.27	43.73
4	12	2013	6	18	13521	7.38	143	183193	7792	5729	57.63	42.37
8	28	2013	4	17	13520	7.38	144	183193	7971	5549	58.96	41.04
4	26	2013	6	15	13519	7.38	145	183193	7540	5979	55.77	44.23
4	15	2013	2	18	13518	7.38	146	183193	7877	5641	58.27	41.73
6	26	2013	4	17	13516	7.38	147	183193	8035	5481	59.45	40.55
10	25	2013	6	18	13515	7.38	148	183193	7632	5883	56.47	43.53
6	7	2013	6	17	13514	7.38	149	183193	7593	5921	56.19	43.81
11	22	2013	6	17	13514	7.38	150	183193	7598	5916	56.22	43.78
6	18	2013	3	16	13509	7.37	151	183193	8013	5496	59.32	40.68
9	13	2013	6	15	13503	7.37	152	183193	7392	6111	54.74	45.26
6	24	2013	2	18	13500	7.37	153	183193	7902	5598	58.53	41.47
6	24	2013	2	16	13499	7.37	154	183193	8152	5347	60.39	39.61
3	5	2013	3	18	13498	7.37	155	183193	7941	5557	58.83	41.17
7	10	2013	4	17	13496	7.37	156	183193	7684	5812	56.94	43.06
12	13	2013	6	16	13496	7.37	157	183193	7810	5686	57.87	42.13
5	20	2013	2	16	13494	7.37	158	183193	7885	5609	58.43	41.57
4	3	2013	4	17	13492	7.36	159	183193	7935	5557	58.81	41.19
6	7	2013	6	15	13491	7.36	160	183193	7651	5840	56.71	43.29
7	9	2013	3	17	13490	7.36	161	183193	7623	5867	56.51	43.49
7	16	2013	3	17	13488	7.36	162	183193	7951	5537	58.95	41.05
4	22	2013	2	18	13483	7.36	163	183193	7806	5677	57.90	42.10
6	11	2013	3	16	13483	7.36	164	183193	7814	5669	57.95	42.05
5	30	2013	5	18	13476	7.36	165	183193	7723	5753	57.31	42.69
9	24	2013	3	17	13476	7.36	166	183193	7736	5740	57.41	42.59
6	19	2013	4	16	13475	7.36	167	183193	7871	5604	58.41	41.59
11	1	2013	6	17	13472	7.35	168	183193	7822	5650	58.06	41.94
5	2	2013	5	16	13470	7.35	169	183193	7895	5575	58.61	41.39
7	8	2013	2	18	13470	7.35	170	183193	7636	5834	56.69	43.31
6	27	2013	5	18	13468	7.35	171	183193	7887	5581	58.56	41.44
10	1	2013	3	18	13466	7.35	172	183193	7767	5699	57.68	42.32
3	8	2013	6	16	13464	7.35	173	183193	7702	5762	57.20	42.80
7	17	2013	4	16	13464	7.35	174	183193	7902	5562	58.69	41.31
8	28	2013	4	18	13464	7.35	175	183193	7838	5626	58.21	41.79
2	13	2013	4	18	13460	7.35	176	183193	7797	5663	57.93	42.07

MO	DY	YR	DAY OF WK	HR	HR VOL	PERCENT OF AADT	HOUR NUMBER	AADT	NORTH VOLUME	SOUTH VOLUME	PERCENT NORTH IS OF TOTAL VOLUME	PERCENT SOUTH IS OF TOTAL VOLUME
3	4	2013	2	17	13460	7.35	177	183193	8175	5285	60.74	39.26
5	20	2013	2	17	13459	7.35	178	183193	7779	5680	57.80	42.20
8	5	2013	2	17	13456	7.35	179	183193	7568	5888	56.24	43.76
3	20	2013	4	16	13455	7.34	180	183193	7987	5468	59.36	40.64
2	11	2013	2	16	13454	7.34	181	183193	8244	5210	61.28	38.72
7	11	2013	5	18	13453	7.34	182	183193	7748	5705	57.59	42.41
8	26	2013	2	17	13453	7.34	183	183193	7896	5557	58.69	41.31
8	14	2013	4	16	13452	7.34	184	183193	7792	5660	57.92	42.08
6	3	2013	2	18	13451	7.34	185	183193	7795	5656	57.95	42.05
6	12	2013	4	18	13450	7.34	186	183193	7546	5904	56.10	43.90
4	12	2013	6	17	13446	7.34	187	183193	7774	5672	57.82	42.18
7	30	2013	3	18	13441	7.34	188	183193	7637	5804	56.82	43.18
10	21	2013	2	17	13439	7.34	189	183193	7998	5441	59.51	40.49
9	17	2013	3	18	13438	7.34	190	183193	7738	5700	57.58	42.42
2	1	2013	6	17	13437	7.33	191	183193	7809	5628	58.12	41.88
10	7	2013	2	18	13433	7.33	192	183193	7940	5493	59.11	40.89
5	21	2013	3	18	13428	7.33	193	183193	7815	5613	58.20	41.80
7	31	2013	4	16	13428	7.33	194	183193	7906	5522	58.88	41.12
9	5	2013	5	18	13428	7.33	195	183193	7909	5519	58.90	41.10
3	1	2013	6	18	13426	7.33	196	183193	7814	5612	58.20	41.80
2	7	2013	5	17	13422	7.33	197	183193	7833	5589	58.36	41.64
4	30	2013	3	17	13422	7.33	198	183193	7742	5680	57.68	42.32
3	29	2013	6	18	13421	7.33	199	183193	7739	5682	57.66	42.34
11	19	2013	3	17	13421	7.33	200	183193	7773	5648	57.92	42.08

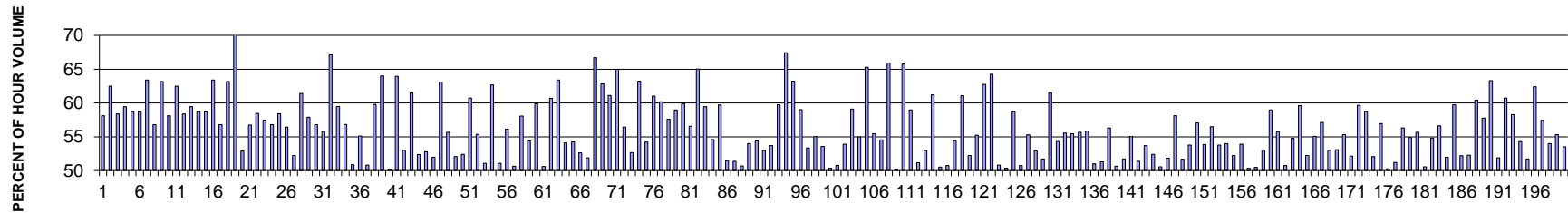
MO	DY	YR	DAY OF WK	HR	HR VOL	PERCENT OF AADT	HOUR NUMBER	AADT	NORTH VOLUME	SOUTH VOLUME	PERCENT NORTH IS OF TOTAL	PERCENT SOUTH IS OF TOTAL
3	4	2013	2	17	13460	7.35	177	183193	8175	5285	60.74	39.26
5	20	2013	2	17	13459	7.35	178	183193	7779	5680	57.80	42.20
8	5	2013	2	17	13456	7.35	179	183193	7568	5888	56.24	43.76
3	20	2013	4	16	13455	7.34	180	183193	7987	5468	59.36	40.64
2	11	2013	2	16	13454	7.34	181	183193	8244	5210	61.28	38.72
7	11	2013	5	18	13453	7.34	182	183193	7748	5705	57.59	42.41
8	26	2013	2	17	13453	7.34	183	183193	7896	5557	58.69	41.31
8	14	2013	4	16	13452	7.34	184	183193	7792	5660	57.92	42.08
6	3	2013	2	18	13451	7.34	185	183193	7795	5656	57.95	42.05
6	12	2013	4	18	13450	7.34	186	183193	7546	5904	56.10	43.90
4	12	2013	6	17	13446	7.34	187	183193	7774	5672	57.82	42.18
7	30	2013	3	18	13441	7.34	188	183193	7637	5804	56.82	43.18
10	21	2013	2	17	13439	7.34	189	183193	7998	5441	59.51	40.49
9	17	2013	3	18	13438	7.34	190	183193	7738	5700	57.58	42.42
2	1	2013	6	17	13437	7.33	191	183193	7809	5628	58.12	41.88
10	7	2013	2	18	13433	7.33	192	183193	7940	5493	59.11	40.89
5	21	2013	3	18	13428	7.33	193	183193	7815	5613	58.20	41.80
7	31	2013	4	16	13428	7.33	194	183193	7906	5522	58.88	41.12
9	5	2013	5	18	13428	7.33	195	183193	7909	5519	58.90	41.10
3	1	2013	6	18	13426	7.33	196	183193	7814	5612	58.20	41.80
2	7	2013	5	17	13422	7.33	197	183193	7833	5589	58.36	41.64
4	30	2013	3	17	13422	7.33	198	183193	7742	5680	57.68	42.32
3	29	2013	6	18	13421	7.33	199	183193	7739	5682	57.66	42.34
11	19	2013	3	17	13421	7.33	200	183193	7773	5648	57.92	42.08

**SR 027 MP 77.30 MICA ADC SITE P30
K FOR PEAK 200 HOURS OF 2013**



AADT= 5963 K 30 FACTOR= 10.30 K 100 FACTOR= 9.36 K 200 FACTOR= 8.74 D 30 FACTOR= 56.77

**SR 027 MP 77.30 MICA ADC SITE P30
D % IN THE PEAK 200 HOURS OF 2013**



MO	DY	YR	DAY OF WK	HR	HR VOL	PERCENT OF AADT	HOUR NUMBER	AADT	NORTH VOLUME	SOUTH VOLUME	PERCENT NORTH IS OF TOTAL VOLUME	PERCENT SOUTH IS OF TOTAL VOLUME
4	12	2013	6	18	731	12.26	1	5963	306	425	41.86	58.14
8	30	2013	6	18	704	11.81	2	5963	264	440	37.50	62.50
8	30	2013	6	17	687	11.52	3	5963	286	401	41.63	58.37
9	6	2013	6	18	683	11.45	4	5963	277	406	40.56	59.44
9	13	2013	6	18	683	11.45	5	5963	282	401	41.29	58.71
11	1	2013	6	18	678	11.37	6	5963	280	398	41.30	58.70
10	4	2013	6	18	672	11.27	7	5963	246	426	36.61	63.39
10	25	2013	6	18	669	11.22	8	5963	289	380	43.20	56.80
8	16	2013	6	18	668	11.20	9	5963	246	422	36.83	63.17
10	4	2013	6	19	666	11.17	10	5963	189	477	28.38	71.62
9	20	2013	6	16	662	11.10	11	5963	312	350	47.13	52.87
9	20	2013	6	18	661	11.09	12	5963	286	375	43.27	56.73

MO	DY	YR	DAY OF WK	HR	HR VOL	PERCENT OF AADT	HOUR NUMBER	AADT	NORTH VOLUME	SOUTH VOLUME	PERCENT NORTH IS OF TOTAL VOLUME	PERCENT SOUTH IS OF TOTAL VOLUME
9	6	2013	6	17	660	11.07	13	5963	274	386	41.52	58.48
9	13	2013	6	17	656	11.00	14	5963	279	377	42.53	57.47
11	1	2013	6	17	655	10.98	15	5963	283	372	43.21	56.79
10	18	2013	6	18	654	10.97	16	5963	272	382	41.59	58.41
9	20	2013	6	17	652	10.93	17	5963	284	368	43.56	56.44
11	1	2013	6	16	651	10.92	18	5963	311	340	47.77	52.23
4	12	2013	6	17	648	10.87	19	5963	250	398	38.58	61.42
8	30	2013	6	15	646	10.83	20	5963	272	374	42.11	57.89
10	4	2013	6	17	643	10.78	21	5963	278	365	43.23	56.77
8	30	2013	6	16	636	10.67	22	5963	281	355	44.18	55.82
9	27	2013	6	18	633	10.62	23	5963	208	425	32.86	67.14
10	11	2013	6	18	632	10.60	24	5963	256	376	40.51	59.49
9	27	2013	6	17	630	10.57	25	5963	272	358	43.17	56.83
4	12	2013	6	16	629	10.55	26	5963	309	320	49.13	50.87
8	26	2013	2	18	624	10.46	27	5963	280	344	44.87	55.13
9	21	2013	7	17	620	10.40	28	5963	315	305	50.81	49.19
3	15	2013	6	18	617	10.35	29	5963	248	369	40.19	59.81
9	2	2013	2	14	614	10.30	30	5963	393	221	64.01	35.99
9	13	2013	6	15	614	10.30	31	5963	306	308	49.84	50.16
8	23	2013	6	18	613	10.28	32	5963	221	392	36.05	63.95
4	12	2013	6	15	611	10.25	33	5963	287	324	46.97	53.03
8	16	2013	6	17	610	10.23	34	5963	235	375	38.52	61.48
2	1	2013	6	17	609	10.21	35	5963	290	319	47.62	52.38
9	21	2013	7	16	608	10.20	36	5963	287	321	47.20	52.80
10	11	2013	6	17	608	10.20	37	5963	292	316	48.03	51.97
8	9	2013	6	18	607	10.18	38	5963	224	383	36.90	63.10
10	18	2013	6	17	607	10.18	39	5963	269	338	44.32	55.68
9	21	2013	7	14	605	10.15	40	5963	315	290	52.07	47.93
10	11	2013	6	16	605	10.15	41	5963	317	288	52.40	47.60
8	9	2013	6	17	604	10.13	42	5963	237	367	39.24	60.76
3	15	2013	6	17	603	10.11	43	5963	269	334	44.61	55.39
9	13	2013	6	16	603	10.11	44	5963	308	295	51.08	48.92
8	23	2013	6	17	600	10.06	45	5963	224	376	37.33	62.67
9	3	2013	3	18	597	10.01	46	5963	292	305	48.91	51.09
4	26	2013	6	17	595	9.98	47	5963	261	334	43.87	56.13
2	1	2013	6	16	594	9.96	48	5963	293	301	49.33	50.67
10	25	2013	6	17	594	9.96	49	5963	249	345	41.92	58.08
11	22	2013	6	17	594	9.96	50	5963	271	323	45.62	54.38
4	19	2013	6	18	593	9.94	51	5963	238	355	40.13	59.87
9	25	2013	4	18	591	9.91	52	5963	299	292	50.59	49.41
2	1	2013	6	18	590	9.89	53	5963	232	358	39.32	60.68

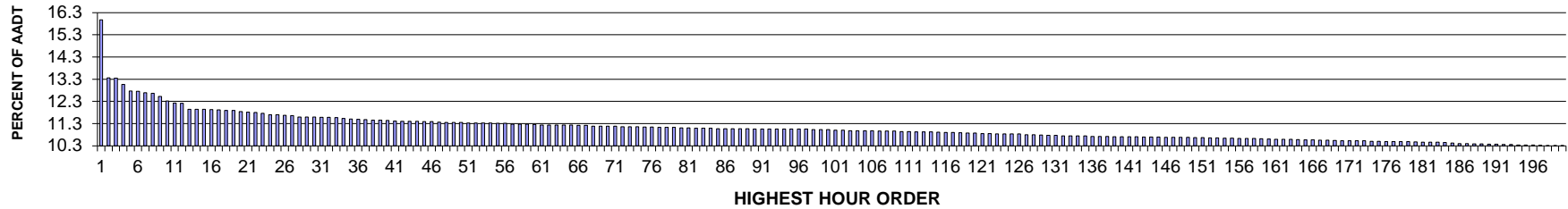
MO	DY	YR	DAY OF WK	HR	HR VOL	PERCENT OF AADT	HOUR NUMBER	AADT	NORTH VOLUME	SOUTH VOLUME	PERCENT NORTH IS OF TOTAL VOLUME	PERCENT SOUTH IS OF TOTAL VOLUME
3	13	2013	4	18	590	9.89	54	5963	216	374	36.61	63.39
4	25	2013	5	18	590	9.89	55	5963	271	319	45.93	54.07
8	16	2013	6	16	588	9.86	56	5963	269	319	45.75	54.25
4	19	2013	6	17	587	9.84	57	5963	278	309	47.36	52.64
8	31	2013	7	12	586	9.83	58	5963	282	304	48.12	51.88
9	13	2013	6	19	586	9.83	59	5963	195	391	33.28	66.72
2	15	2013	6	18	584	9.79	60	5963	217	367	37.16	62.84
9	2	2013	2	15	584	9.79	61	5963	357	227	61.13	38.87
9	2	2013	2	13	583	9.78	62	5963	379	204	65.01	34.99
9	20	2013	6	19	583	9.78	63	5963	254	329	43.57	56.43
10	22	2013	3	18	583	9.78	64	5963	307	276	52.66	47.34
4	5	2013	6	18	582	9.76	65	5963	214	368	36.77	63.23
8	27	2013	3	18	581	9.74	66	5963	266	315	45.78	54.22
3	1	2013	6	18	580	9.73	67	5963	226	354	38.97	61.03
3	22	2013	6	17	580	9.73	68	5963	231	349	39.83	60.17
4	26	2013	6	18	580	9.73	69	5963	246	334	42.41	57.59
11	1	2013	6	19	580	9.73	70	5963	238	342	41.03	58.97
8	15	2013	5	18	578	9.69	71	5963	232	346	40.14	59.86
8	29	2013	5	18	578	9.69	72	5963	251	327	43.43	56.57
10	18	2013	6	19	578	9.69	73	5963	202	376	34.95	65.05
3	8	2013	6	18	577	9.68	74	5963	234	343	40.55	59.45
10	3	2013	5	18	577	9.68	75	5963	315	262	54.59	45.41
11	22	2013	6	18	576	9.66	76	5963	232	344	40.28	59.72
10	4	2013	6	16	575	9.64	77	5963	279	296	48.52	51.48
4	26	2013	6	15	574	9.63	78	5963	279	295	48.61	51.39
9	21	2013	7	13	574	9.63	79	5963	291	283	50.70	49.30
2	1	2013	6	15	572	9.59	80	5963	263	309	45.98	54.02
9	18	2013	4	18	572	9.59	81	5963	261	311	45.63	54.37
10	9	2013	4	18	572	9.59	82	5963	269	303	47.03	52.97
10	9	2013	4	16	570	9.56	83	5963	264	306	46.32	53.68
11	14	2013	5	18	569	9.54	84	5963	229	340	40.25	59.75
2	22	2013	6	18	568	9.53	85	5963	185	383	32.57	67.43
3	29	2013	6	18	566	9.49	86	5963	208	358	36.75	63.25
8	15	2013	5	17	566	9.49	87	5963	232	334	40.99	59.01
11	22	2013	6	16	566	9.49	88	5963	302	264	53.36	46.64
9	5	2013	5	18	565	9.48	89	5963	254	311	44.96	55.04
9	11	2013	4	18	564	9.46	90	5963	262	302	46.45	53.55
9	27	2013	6	16	564	9.46	91	5963	280	284	49.65	50.35
9	26	2013	5	18	563	9.44	92	5963	277	286	49.20	50.80
3	30	2013	7	13	560	9.39	93	5963	302	258	53.93	46.07
8	26	2013	2	17	560	9.39	94	5963	229	331	40.89	59.11

MO	DY	YR	DAY OF WK	HR	HR VOL	PERCENT OF AADT	HOUR NUMBER	AADT	NORTH VOLUME	SOUTH VOLUME	PERCENT NORTH IS OF TOTAL VOLUME	PERCENT SOUTH IS OF TOTAL VOLUME
9	12	2013	5	18	560	9.39	95	5963	252	308	45.00	55.00
1	4	2013	6	18	559	9.37	96	5963	194	365	34.70	65.30
4	12	2013	6	19	559	9.37	97	5963	249	310	44.54	55.46
8	28	2013	4	18	559	9.37	98	5963	254	305	45.44	54.56
1	25	2013	6	18	558	9.36	99	5963	190	368	34.05	65.95
2	15	2013	6	16	558	9.36	100	5963	278	280	49.82	50.18
8	30	2013	6	19	558	9.36	101	5963	191	367	34.23	65.77
12	27	2013	6	16	558	9.36	102	5963	229	329	41.04	58.96
4	26	2013	6	16	557	9.34	103	5963	272	285	48.83	51.17
9	17	2013	3	18	557	9.34	104	5963	262	295	47.04	52.96
11	8	2013	6	17	557	9.34	105	5963	216	341	38.78	61.22
3	22	2013	6	16	556	9.32	106	5963	281	275	50.54	49.46
9	6	2013	6	16	556	9.32	107	5963	274	282	49.28	50.72
4	17	2013	4	18	555	9.31	108	5963	253	302	45.59	54.41
10	2	2013	4	17	555	9.31	109	5963	216	339	38.92	61.08
10	21	2013	2	16	555	9.31	110	5963	265	290	47.75	52.25
3	2	2013	7	13	554	9.29	111	5963	306	248	55.23	44.77
3	22	2013	6	18	553	9.27	112	5963	206	347	37.25	62.75
1	11	2013	6	18	551	9.24	113	5963	197	354	35.75	64.25
10	5	2013	7	12	551	9.24	114	5963	280	271	50.82	49.18
3	30	2013	7	16	550	9.22	115	5963	273	277	49.64	50.36
9	2	2013	2	16	550	9.22	116	5963	323	227	58.73	41.27
9	21	2013	7	12	550	9.22	117	5963	271	279	49.27	50.73
10	2	2013	4	18	550	9.22	118	5963	246	304	44.73	55.27
10	10	2013	5	18	550	9.22	119	5963	259	291	47.09	52.91
3	1	2013	6	15	549	9.21	120	5963	265	284	48.27	51.73
8	16	2013	6	19	549	9.21	121	5963	211	338	38.43	61.57
9	11	2013	4	17	549	9.21	122	5963	251	298	45.72	54.28
10	22	2013	3	16	549	9.21	123	5963	244	305	44.44	55.56
2	8	2013	6	17	548	9.19	124	5963	244	304	44.53	55.47
2	15	2013	6	15	548	9.19	125	5963	243	305	44.34	55.66
10	23	2013	4	18	548	9.19	126	5963	242	306	44.16	55.84
11	1	2013	6	15	547	9.17	127	5963	268	279	48.99	51.01
10	16	2013	4	18	546	9.16	128	5963	266	280	48.72	51.28
8	9	2013	6	16	545	9.14	129	5963	238	307	43.67	56.33
8	17	2013	7	12	545	9.14	130	5963	276	269	50.64	49.36
8	28	2013	4	17	545	9.14	131	5963	282	263	51.74	48.26
9	7	2013	7	14	545	9.14	132	5963	245	300	44.95	55.05
10	18	2013	6	16	545	9.14	133	5963	265	280	48.62	51.38
3	8	2013	6	17	544	9.12	134	5963	252	292	46.32	53.68
3	30	2013	7	17	544	9.12	135	5963	259	285	47.61	52.39

MO	DY	YR	DAY OF WK	HR	HR VOL	PERCENT OF AADT	HOUR NUMBER	AADT	NORTH VOLUME	SOUTH VOLUME	PERCENT NORTH IS OF TOTAL VOLUME	PERCENT SOUTH IS OF TOTAL VOLUME
9	7	2013	7	13	544	9.12	136	5963	269	275	49.45	50.55
1	19	2013	7	16	542	9.09	137	5963	261	281	48.15	51.85
4	25	2013	5	17	542	9.09	138	5963	227	315	41.88	58.12
11	2	2013	7	15	542	9.09	139	5963	262	280	48.34	51.66
4	19	2013	6	16	541	9.07	140	5963	250	291	46.21	53.79
8	23	2013	6	16	540	9.06	141	5963	232	308	42.96	57.04
9	7	2013	7	12	540	9.06	142	5963	291	249	53.89	46.11
9	19	2013	5	18	540	9.06	143	5963	235	305	43.52	56.48
1	19	2013	7	15	539	9.04	144	5963	249	290	46.20	53.80
10	24	2013	5	18	539	9.04	145	5963	248	291	46.01	53.99
2	9	2013	7	16	538	9.02	146	5963	257	281	47.77	52.23
3	29	2013	6	16	538	9.02	147	5963	248	290	46.10	53.90
10	4	2013	6	15	538	9.02	148	5963	267	271	49.63	50.37
3	15	2013	6	16	537	9.01	149	5963	266	271	49.53	50.47
9	24	2013	3	18	537	9.01	150	5963	252	285	46.93	53.07
3	1	2013	6	17	536	8.99	151	5963	220	316	41.04	58.96
3	29	2013	6	17	536	8.99	152	5963	237	299	44.22	55.78
10	17	2013	5	18	536	8.99	153	5963	264	272	49.25	50.75
9	12	2013	5	17	535	8.97	154	5963	242	293	45.23	54.77
10	25	2013	6	19	535	8.97	155	5963	216	319	40.37	59.63
9	6	2013	6	15	534	8.96	156	5963	255	279	47.75	52.25
9	7	2013	7	15	534	8.96	157	5963	240	294	44.94	55.06
9	9	2013	2	18	534	8.96	158	5963	229	305	42.88	57.12
9	10	2013	3	18	534	8.96	159	5963	251	283	47.00	53.00
10	5	2013	7	14	533	8.94	160	5963	250	283	46.90	53.10
10	5	2013	7	16	533	8.94	161	5963	238	295	44.65	55.35
10	25	2013	6	16	533	8.94	162	5963	255	278	47.84	52.16
10	30	2013	4	18	533	8.94	163	5963	215	318	40.34	59.66
11	7	2013	5	18	533	8.94	164	5963	220	313	41.28	58.72
4	19	2013	6	15	532	8.92	165	5963	255	277	47.93	52.07
11	19	2013	3	18	532	8.92	166	5963	229	303	43.05	56.95
10	5	2013	7	17	531	8.90	167	5963	267	264	50.28	49.72
10	24	2013	5	17	531	8.90	168	5963	259	272	48.78	51.22
11	14	2013	5	17	531	8.90	169	5963	232	299	43.69	56.31
4	10	2013	4	18	530	8.89	170	5963	239	291	45.09	54.91
4	18	2013	5	18	530	8.89	171	5963	235	295	44.34	55.66
10	3	2013	5	16	530	8.89	172	5963	262	268	49.43	50.57
8	30	2013	6	14	529	8.87	173	5963	239	290	45.18	54.82
8	21	2013	4	18	528	8.85	174	5963	229	299	43.37	56.63
2	16	2013	7	15	527	8.84	175	5963	253	274	48.01	51.99
4	15	2013	2	18	527	8.84	176	5963	212	315	40.23	59.77

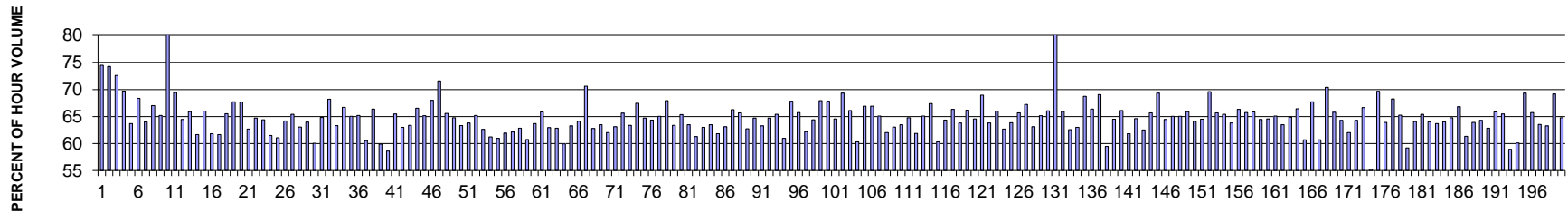
MO	DY	YR	DAY OF WK	HR	HR VOL	PERCENT OF AADT	HOUR NUMBER	AADT	NORTH VOLUME	SOUTH VOLUME	PERCENT NORTH IS OF TOTAL VOLUME	PERCENT SOUTH IS OF TOTAL VOLUME
10	14	2013	2	16	527	8.84	177	5963	275	252	52.18	47.82
2	9	2013	7	17	526	8.82	178	5963	275	251	52.28	47.72
4	5	2013	6	17	526	8.82	179	5963	208	318	39.54	60.46
4	29	2013	2	18	526	8.82	180	5963	222	304	42.21	57.79
8	9	2013	6	19	526	8.82	181	5963	193	333	36.69	63.31
9	20	2013	6	15	526	8.82	182	5963	273	253	51.90	48.10
1	25	2013	6	17	525	8.80	183	5963	206	319	39.24	60.76
3	27	2013	4	18	525	8.80	184	5963	219	306	41.71	58.29
4	11	2013	5	18	525	8.80	185	5963	240	285	45.71	54.29
1	3	2013	5	15	524	8.79	186	5963	271	253	51.72	48.28
2	8	2013	6	18	524	8.79	187	5963	197	327	37.60	62.40
2	15	2013	6	17	524	8.79	188	5963	223	301	42.56	57.44
8	29	2013	5	17	524	8.79	189	5963	241	283	45.99	54.01
10	3	2013	5	17	524	8.79	190	5963	234	290	44.66	55.34
8	17	2013	7	16	523	8.77	191	5963	243	280	46.46	53.54
9	4	2013	4	8	523	8.77	192	5963	268	255	51.24	48.76
9	4	2013	4	18	523	8.77	193	5963	236	287	45.12	54.88
9	27	2013	6	15	523	8.77	194	5963	238	285	45.51	54.49
11	13	2013	4	17	523	8.77	195	5963	257	266	49.14	50.86
2	2	2013	7	16	522	8.75	196	5963	259	263	49.62	50.38
2	2	2013	7	17	522	8.75	197	5963	261	261	50.00	50.00
10	22	2013	3	17	522	8.75	198	5963	257	265	49.23	50.77
11	14	2013	5	16	522	8.75	199	5963	245	277	46.93	53.07
1	18	2013	6	17	521	8.74	200	5963	226	295	43.38	56.62

**SR 290 MP 17.66 NEWMAN LAKE ADC SITE P33
K FOR PEAK 200 HOURS OF 2013**



AADT= 7685 K 30 FACTOR= 11.59 K 100 FACTOR= 11.03 K 200 FACTOR= 10.31 D 30 FACTOR= 60.04

**SR 290 MP 17.66 NEWMAN LAKE ADC SITE P33
D % IN THE PEAK 200 HOURS OF 2013**



MO	DY	YR	DAY OF WK	HR	HR VOL	PERCENT OF AADT	HOUR NUMBER	AADT	EAST VOLUME	WEST VOLUME	PERCENT EAST IS OF TOTAL VOLUME	PERCENT WEST IS OF TOTAL VOLUME
6	28	2013	6	18	1228	15.98	1	7685	915	313	74.51	25.49
6	28	2013	6	19	1027	13.36	2	7685	763	264	74.29	25.71
7	3	2013	4	18	1026	13.35	3	7685	745	281	72.61	27.39
7	11	2013	5	18	1004	13.06	4	7685	700	304	69.72	30.28
8	9	2013	6	17	981	12.77	5	7685	625	356	63.71	36.29
7	18	2013	5	18	980	12.75	6	7685	670	310	68.37	31.63
6	28	2013	6	17	975	12.69	7	7685	624	351	64.00	36.00
5	10	2013	6	17	974	12.67	8	7685	653	321	67.04	32.96
8	16	2013	6	18	962	12.52	9	7685	627	335	65.18	34.82
10	28	2013	2	8	947	12.32	10	7685	181	766	19.11	80.89
7	3	2013	4	17	940	12.23	11	7685	653	287	69.47	30.53
7	25	2013	5	18	939	12.22	12	7685	605	334	64.43	35.57

MO	DY	YR	DAY OF WK	HR	HR VOL	PERCENT OF AADT	HOUR NUMBER	AADT	EAST VOLUME	WEST VOLUME	PERCENT EAST IS OF TOTAL VOLUME	PERCENT WEST IS OF TOTAL VOLUME
7	10	2013	4	18	918	11.95	13	7685	605	313	65.90	34.10
8	6	2013	3	18	918	11.95	14	7685	566	352	61.66	38.34
8	15	2013	5	18	918	11.95	15	7685	606	312	66.01	33.99
7	11	2013	5	17	917	11.93	16	7685	567	350	61.83	38.17
8	8	2013	5	17	916	11.92	17	7685	565	351	61.68	38.32
7	12	2013	6	17	914	11.89	18	7685	599	315	65.54	34.46
7	12	2013	6	18	914	11.89	19	7685	619	295	67.72	32.28
9	13	2013	6	18	910	11.84	20	7685	616	294	67.69	32.31
8	22	2013	5	18	908	11.82	21	7685	569	339	62.67	37.33
8	16	2013	6	17	907	11.80	22	7685	587	320	64.72	35.28
10	4	2013	6	17	904	11.76	23	7685	582	322	64.38	35.62
7	17	2013	4	17	899	11.70	24	7685	553	346	61.51	38.49
8	21	2013	4	17	899	11.70	25	7685	549	350	61.07	38.93
7	15	2013	2	18	897	11.67	26	7685	576	321	64.21	35.79
8	8	2013	5	18	896	11.66	27	7685	586	310	65.40	34.60
8	14	2013	4	17	891	11.59	28	7685	562	329	63.08	36.92
8	22	2013	5	17	891	11.59	29	7685	570	321	63.97	36.03
10	17	2013	5	17	891	11.59	30	7685	535	356	60.04	39.96
8	14	2013	4	18	890	11.58	31	7685	577	313	64.83	35.17
8	28	2013	4	18	890	11.58	32	7685	607	283	68.20	31.80
8	19	2013	2	17	889	11.57	33	7685	563	326	63.33	36.67
6	27	2013	5	18	886	11.53	34	7685	591	295	66.70	33.30
7	9	2013	3	18	884	11.50	35	7685	575	309	65.05	34.95
10	25	2013	6	17	883	11.49	36	7685	576	307	65.23	34.77
7	16	2013	3	17	882	11.48	37	7685	534	348	60.54	39.46
7	8	2013	2	18	880	11.45	38	7685	584	296	66.36	33.64
7	10	2013	4	17	880	11.45	39	7685	527	353	59.89	40.11
7	23	2013	3	18	879	11.44	40	7685	515	364	58.59	41.41
11	22	2013	6	17	877	11.41	41	7685	574	303	65.45	34.55
6	27	2013	5	17	876	11.40	42	7685	552	324	63.01	36.99
7	18	2013	5	17	876	11.40	43	7685	555	321	63.36	36.64
7	25	2013	5	17	876	11.40	44	7685	583	293	66.55	33.45
6	5	2013	4	17	875	11.39	45	7685	570	305	65.14	34.86
8	29	2013	5	18	875	11.39	46	7685	595	280	68.00	32.00
8	9	2013	6	18	873	11.36	47	7685	625	248	71.59	28.41
7	31	2013	4	18	872	11.35	48	7685	572	300	65.60	34.40
8	27	2013	3	18	872	11.35	49	7685	565	307	64.79	35.21
9	26	2013	5	17	872	11.35	50	7685	552	320	63.30	36.70
8	5	2013	2	17	871	11.33	51	7685	556	315	63.83	36.17
9	12	2013	5	17	871	11.33	52	7685	568	303	65.21	34.79
8	20	2013	3	18	870	11.32	53	7685	545	325	62.64	37.36

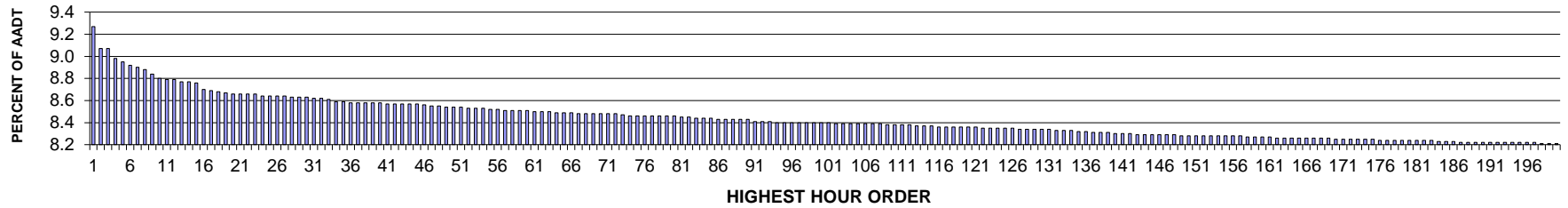
MO	DY	YR	DAY OF WK	HR	HR VOL	PERCENT OF AADT	HOUR NUMBER	AADT	EAST VOLUME	WEST VOLUME	PERCENT EAST IS OF TOTAL VOLUME	PERCENT WEST IS OF TOTAL VOLUME
11	1	2013	6	17	870	11.32	54	7685	533	337	61.26	38.74
7	15	2013	2	17	869	11.31	55	7685	530	339	60.99	39.01
9	5	2013	5	17	869	11.31	56	7685	538	331	61.91	38.09
6	17	2013	2	17	867	11.28	57	7685	539	328	62.17	37.83
7	9	2013	3	17	867	11.28	58	7685	545	322	62.86	37.14
8	6	2013	3	17	866	11.27	59	7685	526	340	60.74	39.26
8	15	2013	5	17	865	11.26	60	7685	551	314	63.70	36.30
6	6	2013	5	18	864	11.24	61	7685	569	295	65.86	34.14
6	11	2013	3	17	864	11.24	62	7685	544	320	62.96	37.04
8	23	2013	6	17	864	11.24	63	7685	543	321	62.85	37.15
8	28	2013	4	17	864	11.24	64	7685	518	346	59.95	40.05
6	12	2013	4	18	863	11.23	65	7685	546	317	63.27	36.73
7	26	2013	6	18	862	11.22	66	7685	553	309	64.15	35.85
8	1	2013	5	18	862	11.22	67	7685	609	253	70.65	29.35
7	30	2013	3	17	860	11.19	68	7685	540	320	62.79	37.21
9	19	2013	5	17	860	11.19	69	7685	546	314	63.49	36.51
7	24	2013	4	17	859	11.18	70	7685	533	326	62.05	37.95
7	29	2013	2	17	859	11.18	71	7685	542	317	63.10	36.90
5	17	2013	6	17	858	11.16	72	7685	563	295	65.62	34.38
8	20	2013	3	17	858	11.16	73	7685	544	314	63.40	36.60
9	5	2013	5	18	858	11.16	74	7685	579	279	67.48	32.52
9	13	2013	6	17	856	11.14	75	7685	554	302	64.72	35.28
10	11	2013	6	17	856	11.14	76	7685	551	305	64.37	35.63
6	6	2013	5	17	855	11.13	77	7685	556	299	65.03	34.97
7	19	2013	6	18	855	11.13	78	7685	581	274	67.95	32.05
9	4	2013	4	17	855	11.13	79	7685	542	313	63.39	36.61
8	7	2013	4	18	854	11.11	80	7685	558	296	65.34	34.66
10	18	2013	6	17	854	11.11	81	7685	542	312	63.47	36.53
8	7	2013	4	17	853	11.10	82	7685	523	330	61.31	38.69
5	20	2013	2	17	852	11.09	83	7685	537	315	63.03	36.97
8	1	2013	5	17	852	11.09	84	7685	541	311	63.50	36.50
5	8	2013	4	17	851	11.07	85	7685	526	325	61.81	38.19
8	12	2013	2	17	851	11.07	86	7685	537	314	63.10	36.90
9	12	2013	5	18	851	11.07	87	7685	564	287	66.27	33.73
9	20	2013	6	17	851	11.07	88	7685	559	292	65.69	34.31
11	12	2013	3	17	851	11.07	89	7685	534	317	62.75	37.25
5	9	2013	5	18	850	11.06	90	7685	550	300	64.71	35.29
6	14	2013	6	17	850	11.06	91	7685	538	312	63.29	36.71
7	19	2013	6	17	850	11.06	92	7685	550	300	64.71	35.29
8	13	2013	3	17	850	11.06	93	7685	556	294	65.41	34.59
8	19	2013	2	18	850	11.06	94	7685	518	332	60.94	39.06

MO	DY	YR	DAY OF WK	HR	HR VOL	PERCENT OF AADT	HOUR NUMBER	AADT	EAST VOLUME	WEST VOLUME	PERCENT EAST IS OF TOTAL VOLUME	PERCENT WEST IS OF TOTAL VOLUME
8	23	2013	6	18	849	11.05	95	7685	576	273	67.84	32.16
9	9	2013	2	17	849	11.05	96	7685	558	291	65.72	34.28
9	10	2013	3	17	849	11.05	97	7685	528	321	62.19	37.81
7	3	2013	4	16	848	11.03	98	7685	546	302	64.39	35.61
7	30	2013	3	18	848	11.03	99	7685	576	272	67.92	32.08
8	13	2013	3	18	848	11.03	100	7685	575	273	67.81	32.19
7	22	2013	2	17	846	11.01	101	7685	546	300	64.54	35.46
11	18	2013	2	17	845	11.00	102	7685	586	259	69.35	30.65
6	7	2013	6	17	844	10.98	103	7685	558	286	66.11	33.89
7	31	2013	4	17	844	10.98	104	7685	509	335	60.31	39.69
8	30	2013	6	17	844	10.98	105	7685	565	279	66.94	33.06
10	4	2013	6	18	844	10.98	106	7685	565	279	66.94	33.06
5	9	2013	5	17	843	10.97	107	7685	549	294	65.12	34.88
8	26	2013	2	17	843	10.97	108	7685	523	320	62.04	37.96
6	13	2013	5	18	842	10.96	109	7685	531	311	63.06	36.94
9	20	2013	6	18	841	10.94	110	7685	534	307	63.50	36.50
10	31	2013	5	17	841	10.94	111	7685	545	296	64.80	35.20
7	24	2013	4	18	840	10.93	112	7685	520	320	61.90	38.10
9	6	2013	6	17	840	10.93	113	7685	547	293	65.12	34.88
10	30	2013	4	18	840	10.93	114	7685	566	274	67.38	32.62
10	24	2013	5	17	839	10.92	115	7685	506	333	60.31	39.69
8	5	2013	2	18	838	10.90	116	7685	539	299	64.32	35.68
8	12	2013	2	18	838	10.90	117	7685	556	282	66.35	33.65
5	10	2013	6	18	837	10.89	118	7685	534	303	63.80	36.20
8	30	2013	6	18	836	10.88	119	7685	553	283	66.15	33.85
9	27	2013	6	17	835	10.87	120	7685	539	296	64.55	35.45
9	19	2013	5	18	834	10.85	121	7685	575	259	68.94	31.06
11	14	2013	5	17	834	10.85	122	7685	532	302	63.79	36.21
6	12	2013	4	17	833	10.84	123	7685	550	283	66.03	33.97
10	16	2013	4	17	833	10.84	124	7685	522	311	62.67	37.33
10	23	2013	4	17	833	10.84	125	7685	532	301	63.87	36.13
11	13	2013	4	17	833	10.84	126	7685	547	286	65.67	34.33
6	11	2013	3	18	830	10.80	127	7685	558	272	67.23	32.77
10	9	2013	4	17	830	10.80	128	7685	524	306	63.13	36.87
11	20	2013	4	17	829	10.79	129	7685	540	289	65.14	34.86
5	8	2013	4	18	828	10.77	130	7685	547	281	66.06	33.94
10	28	2013	2	7	828	10.77	131	7685	159	669	19.20	80.80
6	26	2013	4	17	826	10.75	132	7685	545	281	65.98	34.02
8	27	2013	3	17	826	10.75	133	7685	517	309	62.59	37.41
7	26	2013	6	17	825	10.74	134	7685	520	305	63.03	36.97
10	8	2013	3	17	825	10.74	135	7685	567	258	68.73	31.27

MO	DY	YR	DAY OF WK	HR	HR VOL	PERCENT OF AADT	HOUR NUMBER	AADT	EAST VOLUME	WEST VOLUME	PERCENT EAST IS OF TOTAL VOLUME	PERCENT WEST IS OF TOTAL VOLUME
7	17	2013	4	18	824	10.72	136	7685	547	277	66.38	33.62
8	2	2013	6	18	824	10.72	137	7685	569	255	69.05	30.95
8	16	2013	6	16	824	10.72	138	7685	490	334	59.47	40.53
5	6	2013	2	17	823	10.71	139	7685	531	292	64.52	35.48
7	2	2013	3	18	823	10.71	140	7685	544	279	66.10	33.90
9	18	2013	4	17	823	10.71	141	7685	509	314	61.85	38.15
10	15	2013	3	17	823	10.71	142	7685	532	291	64.64	35.36
6	13	2013	5	17	822	10.70	143	7685	514	308	62.53	37.47
7	22	2013	2	18	822	10.70	144	7685	540	282	65.69	34.31
9	4	2013	4	18	822	10.70	145	7685	570	252	69.34	30.66
5	21	2013	3	17	821	10.68	146	7685	529	292	64.43	35.57
7	23	2013	3	17	821	10.68	147	7685	534	287	65.04	34.96
8	21	2013	4	18	821	10.68	148	7685	534	287	65.04	34.96
10	7	2013	2	17	821	10.68	149	7685	541	280	65.90	34.10
5	7	2013	3	17	820	10.67	150	7685	526	294	64.15	35.85
8	26	2013	2	18	820	10.67	151	7685	529	291	64.51	35.49
6	14	2013	6	18	819	10.66	152	7685	570	249	69.60	30.40
7	1	2013	2	17	819	10.66	153	7685	538	281	65.69	34.31
6	5	2013	4	18	818	10.64	154	7685	535	283	65.40	34.60
10	3	2013	5	17	818	10.64	155	7685	522	296	63.81	36.19
6	10	2013	2	18	817	10.63	156	7685	542	275	66.34	33.66
9	9	2013	2	18	817	10.63	157	7685	537	280	65.73	34.27
10	3	2013	5	18	817	10.63	158	7685	538	279	65.85	34.15
10	21	2013	2	17	816	10.62	159	7685	526	290	64.46	35.54
9	11	2013	4	17	815	10.61	160	7685	526	289	64.54	35.46
7	2	2013	3	17	814	10.59	161	7685	530	284	65.11	34.89
8	23	2013	6	16	814	10.59	162	7685	517	297	63.51	36.49
10	10	2013	5	18	814	10.59	163	7685	528	286	64.86	35.14
6	26	2013	4	18	813	10.58	164	7685	540	273	66.42	33.58
7	8	2013	2	17	812	10.57	165	7685	493	319	60.71	39.29
11	8	2013	6	17	812	10.57	166	7685	550	262	67.73	32.27
6	21	2013	6	17	811	10.55	167	7685	492	319	60.67	39.33
6	21	2013	6	18	811	10.55	168	7685	571	240	70.41	29.59
11	21	2013	5	17	810	10.54	169	7685	533	277	65.80	34.20
7	1	2013	2	18	809	10.53	170	7685	520	289	64.28	35.72
9	30	2013	2	17	809	10.53	171	7685	502	307	62.05	37.95
10	2	2013	4	18	809	10.53	172	7685	520	289	64.28	35.72
12	3	2013	3	17	809	10.53	173	7685	539	270	66.63	33.37
7	18	2013	5	16	807	10.50	174	7685	446	361	55.27	44.73
9	17	2013	3	18	807	10.50	175	7685	562	245	69.64	30.36
6	19	2013	4	18	806	10.49	176	7685	515	291	63.90	36.10

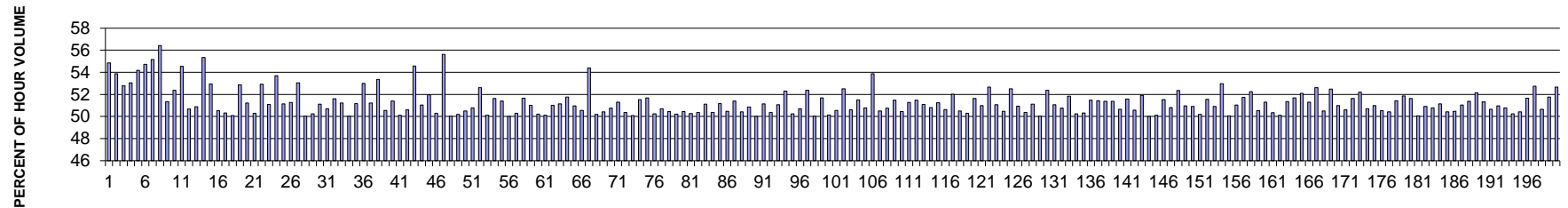
MO	DY	YR	DAY OF WK	HR	HR VOL	PERCENT OF AADT	HOUR NUMBER	AADT	EAST VOLUME	WEST VOLUME	PERCENT EAST IS OF TOTAL VOLUME	PERCENT WEST IS OF TOTAL VOLUME
7	29	2013	2	18	806	10.49	177	7685	550	256	68.24	31.76
8	2	2013	6	17	806	10.49	178	7685	526	280	65.26	34.74
9	17	2013	3	17	806	10.49	179	7685	477	329	59.18	40.82
6	19	2013	4	17	805	10.47	180	7685	516	289	64.10	35.90
6	7	2013	6	18	804	10.46	181	7685	526	278	65.42	34.58
9	3	2013	3	17	804	10.46	182	7685	515	289	64.05	35.95
10	10	2013	5	17	804	10.46	183	7685	512	292	63.68	36.32
9	11	2013	4	18	803	10.45	184	7685	514	289	64.01	35.99
7	16	2013	3	18	801	10.42	185	7685	519	282	64.79	35.21
5	14	2013	3	18	799	10.40	186	7685	534	265	66.83	33.17
7	26	2013	6	16	799	10.40	187	7685	490	309	61.33	38.67
9	13	2013	6	16	798	10.38	188	7685	510	288	63.91	36.09
10	29	2013	3	17	798	10.38	189	7685	513	285	64.29	35.71
5	17	2013	6	18	797	10.37	190	7685	501	296	62.86	37.14
9	6	2013	6	18	797	10.37	191	7685	525	272	65.87	34.13
6	18	2013	3	18	796	10.36	192	7685	521	275	65.45	34.55
8	9	2013	6	16	796	10.36	193	7685	469	327	58.92	41.08
8	29	2013	5	17	795	10.34	194	7685	478	317	60.13	39.87
10	24	2013	5	18	795	10.34	195	7685	551	244	69.31	30.69
10	28	2013	2	17	794	10.33	196	7685	522	272	65.74	34.26
7	19	2013	6	16	793	10.32	197	7685	504	289	63.56	36.44
5	10	2013	6	16	792	10.31	198	7685	501	291	63.26	36.74
10	7	2013	2	18	792	10.31	199	7685	548	244	69.19	30.81
11	6	2013	4	17	792	10.31	200	7685	513	279	64.77	35.23

**SR 005 MP 106.70 OLYMPIA/BOULEVARD ADC SITE P4
K FOR PEAK 200 HOURS OF 2013**



AADT= 137292 K 30 FACTOR= 8.63 K 100 FACTOR= 8.40 K 200 FACTOR= 8.21 D 30 FACTOR= 51.11

**SR 005 MP 106.70 OLYMPIA/BOULEVARD ADC SITE P4
D % IN THE PEAK 200 HOURS OF 2013**



MO	DY	YR	DAY OF WK	HR	HR VOL	PERCENT OF AADT	HOUR NUMBER	AADT	NORTH VOLUME	SOUTH VOLUME	PERCENT NORTH IS OF TOTAL VOLUME	PERCENT SOUTH IS OF TOTAL VOLUME
12	13	2013	6	18	12733	9.27	1	137292	5749	6984	45.15	54.85
12	19	2013	5	18	12456	9.07	2	137292	5746	6710	46.13	53.87
12	17	2013	3	18	12448	9.07	3	137292	5878	6570	47.22	52.78
12	5	2013	5	18	12335	8.98	4	137292	5790	6545	46.94	53.06
12	26	2013	5	15	12288	8.95	5	137292	5629	6659	45.81	54.19
12	20	2013	6	17	12253	8.92	6	137292	5547	6706	45.27	54.73
12	12	2013	5	18	12214	8.90	7	137292	5475	6739	44.83	55.17
12	20	2013	6	16	12193	8.88	8	137292	5313	6880	43.57	56.43
12	19	2013	5	17	12130	8.84	9	137292	5901	6229	48.65	51.35
12	11	2013	4	18	12085	8.80	10	137292	5755	6330	47.62	52.38
12	23	2013	2	16	12073	8.79	11	137292	5487	6586	45.45	54.55
10	11	2013	6	17	12063	8.79	12	137292	6112	5951	50.67	49.33

MO	DY	YR	DAY OF WK	HR	HR VOL	PERCENT OF AADT	HOUR NUMBER	AADT	NORTH VOLUME	SOUTH VOLUME	PERCENT NORTH IS OF TOTAL VOLUME	PERCENT SOUTH IS OF TOTAL VOLUME
12	23	2013	2	17	12044	8.77	13	137292	5915	6129	49.11	50.89
12	26	2013	5	16	12040	8.77	14	137292	5378	6662	44.67	55.33
12	4	2013	4	18	12033	8.76	15	137292	5661	6372	47.05	52.95
12	17	2013	3	17	11951	8.70	16	137292	5913	6038	49.48	50.52
9	13	2013	6	17	11934	8.69	17	137292	6006	5928	50.33	49.67
3	22	2013	6	17	11914	8.68	18	137292	5946	5968	49.91	50.09
6	12	2013	4	18	11899	8.67	19	137292	6290	5609	52.86	47.14
5	16	2013	5	17	11896	8.66	20	137292	6093	5803	51.22	48.78
6	20	2013	5	17	11890	8.66	21	137292	5980	5910	50.29	49.71
12	3	2013	3	18	11890	8.66	22	137292	5597	6293	47.07	52.93
6	14	2013	6	17	11886	8.66	23	137292	6071	5815	51.08	48.92
12	27	2013	6	15	11867	8.64	24	137292	5496	6371	46.31	53.69
6	14	2013	6	18	11863	8.64	25	137292	6066	5797	51.13	48.87
3	26	2013	3	17	11859	8.64	26	137292	6080	5779	51.27	48.73
12	23	2013	2	18	11857	8.64	27	137292	5567	6290	46.95	53.05
10	25	2013	6	17	11849	8.63	28	137292	5921	5928	49.97	50.03
10	11	2013	6	15	11848	8.63	29	137292	5894	5954	49.75	50.25
11	8	2013	6	17	11847	8.63	30	137292	6055	5792	51.11	48.89
12	6	2013	6	17	11836	8.62	31	137292	5834	6002	49.29	50.71
3	15	2013	6	16	11835	8.62	32	137292	6107	5728	51.60	48.40
6	11	2013	3	17	11822	8.61	33	137292	6055	5767	51.22	48.78
4	19	2013	6	16	11794	8.59	34	137292	5901	5893	50.03	49.97
10	11	2013	6	18	11789	8.59	35	137292	6034	5755	51.18	48.82
4	17	2013	4	18	11783	8.58	36	137292	6244	5539	52.99	47.01
4	25	2013	5	17	11781	8.58	37	137292	6035	5746	51.23	48.77
12	26	2013	5	14	11776	8.58	38	137292	5494	6282	46.65	53.35
12	13	2013	6	17	11775	8.58	39	137292	5824	5951	49.46	50.54
12	23	2013	2	15	11775	8.58	40	137292	5722	6053	48.59	51.41
3	8	2013	6	17	11766	8.57	41	137292	5895	5871	50.10	49.90
6	6	2013	5	17	11766	8.57	42	137292	5952	5814	50.59	49.41
12	6	2013	6	18	11763	8.57	43	137292	5344	6419	45.43	54.57
6	6	2013	5	18	11762	8.57	44	137292	6004	5758	51.05	48.95
5	15	2013	4	17	11760	8.57	45	137292	6112	5648	51.97	48.03
4	30	2013	3	17	11749	8.56	46	137292	5909	5840	50.29	49.71
12	20	2013	6	18	11741	8.55	47	137292	5210	6531	44.37	55.63
12	18	2013	4	18	11740	8.55	48	137292	5865	5875	49.96	50.04
6	7	2013	6	17	11731	8.54	49	137292	5887	5844	50.18	49.82
5	9	2013	5	17	11724	8.54	50	137292	5922	5802	50.51	49.49
1	4	2013	6	17	11719	8.54	51	137292	5951	5768	50.78	49.22
6	13	2013	5	18	11713	8.53	52	137292	6163	5550	52.62	47.38
3	15	2013	6	15	11708	8.53	53	137292	5840	5868	49.88	50.12

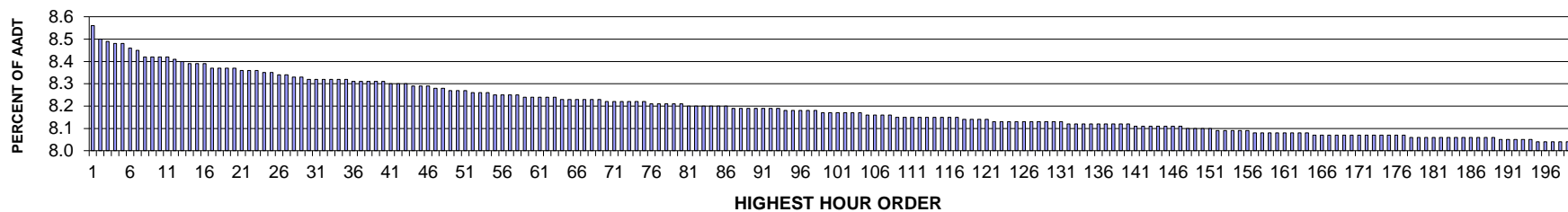
MO	DY	YR	DAY OF WK	HR	HR VOL	PERCENT OF AADT	HOUR NUMBER	AADT	NORTH VOLUME	SOUTH VOLUME	PERCENT NORTH IS OF TOTAL VOLUME	PERCENT SOUTH IS OF TOTAL VOLUME
2	15	2013	6	17	11707	8.53	54	137292	6046	5661	51.64	48.36
12	27	2013	6	17	11703	8.52	55	137292	5686	6017	48.59	51.41
4	19	2013	6	17	11691	8.52	56	137292	5845	5846	50.00	50.00
3	1	2013	6	17	11689	8.51	57	137292	5810	5879	49.70	50.30
4	11	2013	5	17	11686	8.51	58	137292	6036	5650	51.65	48.35
10	17	2013	5	17	11685	8.51	59	137292	5962	5723	51.02	48.98
6	7	2013	6	15	11680	8.51	60	137292	5866	5814	50.22	49.78
10	11	2013	6	16	11674	8.50	61	137292	5850	5824	50.11	49.89
9	18	2013	4	17	11672	8.50	62	137292	5954	5718	51.01	48.99
4	11	2013	5	18	11663	8.50	63	137292	5964	5699	51.14	48.86
5	20	2013	2	17	11652	8.49	64	137292	6030	5622	51.75	48.25
6	28	2013	6	17	11652	8.49	65	137292	5939	5713	50.97	49.03
4	9	2013	3	17	11650	8.49	66	137292	5888	5762	50.54	49.46
6	11	2013	3	18	11649	8.48	67	137292	6336	5313	54.39	45.61
10	24	2013	5	17	11648	8.48	68	137292	5801	5847	49.80	50.20
9	25	2013	4	17	11647	8.48	69	137292	5775	5872	49.58	50.42
3	29	2013	6	16	11646	8.48	70	137292	5912	5734	50.76	49.24
6	17	2013	2	17	11645	8.48	71	137292	5975	5670	51.31	48.69
10	11	2013	6	14	11643	8.48	72	137292	5864	5779	50.37	49.63
3	29	2013	6	17	11626	8.47	73	137292	5802	5824	49.91	50.09
6	20	2013	5	18	11620	8.46	74	137292	5989	5631	51.54	48.46
6	14	2013	6	15	11619	8.46	75	137292	6005	5614	51.68	48.32
10	30	2013	4	17	11616	8.46	76	137292	5835	5781	50.23	49.77
10	31	2013	5	17	11615	8.46	77	137292	5889	5726	50.70	49.30
5	31	2013	6	17	11614	8.46	78	137292	5755	5859	49.55	50.45
5	10	2013	6	17	11613	8.46	79	137292	5781	5832	49.78	50.22
6	14	2013	6	16	11612	8.46	80	137292	5857	5755	50.44	49.56
12	18	2013	4	17	11607	8.45	81	137292	5834	5773	50.26	49.74
10	18	2013	6	17	11596	8.45	82	137292	5754	5842	49.62	50.38
6	4	2013	3	17	11584	8.44	83	137292	5922	5662	51.12	48.88
3	14	2013	5	17	11583	8.44	84	137292	5834	5749	50.37	49.63
9	12	2013	5	17	11581	8.44	85	137292	5926	5655	51.17	48.83
5	8	2013	4	17	11576	8.43	86	137292	5844	5732	50.48	49.52
10	25	2013	6	16	11576	8.43	87	137292	5625	5951	48.59	51.41
12	3	2013	3	17	11574	8.43	88	137292	5835	5739	50.41	49.59
6	7	2013	6	16	11573	8.43	89	137292	5688	5885	49.15	50.85
6	14	2013	6	14	11571	8.43	90	137292	5784	5787	49.99	50.01
4	16	2013	3	17	11547	8.41	91	137292	5904	5643	51.13	48.87
5	3	2013	6	16	11544	8.41	92	137292	5728	5816	49.62	50.38
4	17	2013	4	17	11542	8.41	93	137292	5893	5649	51.06	48.94
2	13	2013	4	17	11536	8.40	94	137292	6033	5503	52.30	47.70

MO	DY	YR	DAY OF WK	HR	HR VOL	PERCENT OF AADT	HOUR NUMBER	AADT	NORTH VOLUME	SOUTH VOLUME	PERCENT NORTH IS OF TOTAL VOLUME	PERCENT SOUTH IS OF TOTAL VOLUME
4	3	2013	4	17	11533	8.40	95	137292	5794	5739	50.24	49.76
4	24	2013	4	17	11533	8.40	96	137292	5847	5686	50.70	49.30
2	1	2013	6	17	11532	8.40	97	137292	6040	5492	52.38	47.62
6	10	2013	2	17	11531	8.40	98	137292	5769	5762	50.03	49.97
6	26	2013	4	17	11530	8.40	99	137292	5960	5570	51.69	48.31
10	3	2013	5	17	11528	8.40	100	137292	5781	5747	50.15	49.85
9	19	2013	5	17	11526	8.40	101	137292	5826	5700	50.55	49.45
5	16	2013	5	18	11524	8.39	102	137292	6050	5474	52.50	47.50
5	31	2013	6	18	11523	8.39	103	137292	5694	5829	49.41	50.59
4	26	2013	6	18	11521	8.39	104	137292	5587	5934	48.49	51.51
11	1	2013	6	18	11517	8.39	105	137292	5668	5849	49.21	50.79
12	27	2013	6	14	11516	8.39	106	137292	5311	6205	46.12	53.88
5	14	2013	3	17	11512	8.39	107	137292	5813	5699	50.50	49.50
11	5	2013	3	17	11512	8.39	108	137292	5843	5669	50.76	49.24
5	21	2013	3	17	11510	8.38	109	137292	5926	5584	51.49	48.51
9	6	2013	6	17	11504	8.38	110	137292	5699	5805	49.54	50.46
9	26	2013	5	17	11502	8.38	111	137292	5897	5605	51.27	48.73
10	10	2013	5	18	11499	8.38	112	137292	5920	5579	51.48	48.52
10	3	2013	5	18	11491	8.37	113	137292	5872	5619	51.10	48.90
4	19	2013	6	18	11490	8.37	114	137292	5653	5837	49.20	50.80
5	2	2013	5	17	11487	8.37	115	137292	5886	5601	51.24	48.76
12	5	2013	5	17	11484	8.36	116	137292	5816	5668	50.64	49.36
6	12	2013	4	17	11482	8.36	117	137292	5972	5510	52.01	47.99
6	14	2013	6	13	11481	8.36	118	137292	5797	5684	50.49	49.51
3	1	2013	6	18	11476	8.36	119	137292	5704	5772	49.70	50.30
11	22	2013	6	17	11475	8.36	120	137292	5924	5551	51.63	48.37
6	19	2013	4	17	11474	8.36	121	137292	5850	5624	50.98	49.02
3	27	2013	4	17	11470	8.35	122	137292	6039	5431	52.65	47.35
3	1	2013	6	16	11461	8.35	123	137292	5609	5852	48.94	51.06
4	26	2013	6	17	11460	8.35	124	137292	5675	5785	49.52	50.48
6	27	2013	5	17	11459	8.35	125	137292	6016	5443	52.50	47.50
5	17	2013	6	17	11458	8.35	126	137292	5835	5623	50.93	49.07
10	4	2013	6	17	11455	8.34	127	137292	5769	5686	50.36	49.64
10	25	2013	6	15	11453	8.34	128	137292	5598	5855	48.88	51.12
6	7	2013	6	18	11452	8.34	129	137292	5731	5721	50.04	49.96
4	10	2013	4	18	11448	8.34	130	137292	5995	5453	52.37	47.63
2	8	2013	6	17	11447	8.34	131	137292	5602	5845	48.94	51.06
12	12	2013	5	17	11443	8.33	132	137292	5636	5807	49.25	50.75
11	14	2013	5	17	11439	8.33	133	137292	5930	5509	51.84	48.16
10	16	2013	4	17	11435	8.33	134	137292	5745	5690	50.24	49.76
10	25	2013	6	18	11428	8.32	135	137292	5677	5751	49.68	50.32

MO	DY	YR	DAY OF WK	HR	HR VOL	PERCENT OF AADT	HOUR NUMBER	AADT	NORTH VOLUME	SOUTH VOLUME	PERCENT NORTH IS OF TOTAL VOLUME	PERCENT SOUTH IS OF TOTAL VOLUME
6	10	2013	2	18	11417	8.32	136	137292	5878	5539	51.48	48.52
3	29	2013	6	15	11415	8.31	137	137292	5545	5870	48.58	51.42
12	24	2013	3	13	11408	8.31	138	137292	5547	5861	48.62	51.38
10	23	2013	4	17	11403	8.31	139	137292	5859	5544	51.38	48.62
5	17	2013	6	16	11391	8.30	140	137292	5770	5621	50.65	49.35
6	18	2013	3	18	11391	8.30	141	137292	5876	5515	51.58	48.42
6	28	2013	6	18	11390	8.30	142	137292	5630	5760	49.43	50.57
6	13	2013	5	17	11386	8.29	143	137292	5912	5474	51.92	48.08
9	10	2013	3	17	11386	8.29	144	137292	5695	5691	50.02	49.98
9	13	2013	6	18	11384	8.29	145	137292	5678	5706	49.88	50.12
4	25	2013	5	18	11383	8.29	146	137292	5867	5516	51.54	48.46
5	3	2013	6	15	11380	8.29	147	137292	5599	5781	49.20	50.80
10	30	2013	4	18	11377	8.29	148	137292	5956	5421	52.35	47.65
5	1	2013	4	17	11374	8.28	149	137292	5795	5579	50.95	49.05
12	13	2013	6	16	11373	8.28	150	137292	5584	5789	49.10	50.90
3	25	2013	2	17	11372	8.28	151	137292	5709	5663	50.20	49.80
5	29	2013	4	18	11370	8.28	152	137292	5862	5508	51.56	48.44
3	22	2013	6	18	11369	8.28	153	137292	5787	5582	50.90	49.10
10	24	2013	5	18	11369	8.28	154	137292	6021	5348	52.96	47.04
5	30	2013	5	17	11365	8.28	155	137292	5674	5691	49.93	50.07
9	13	2013	6	16	11365	8.28	156	137292	5565	5800	48.97	51.03
6	21	2013	6	16	11362	8.28	157	137292	5877	5485	51.73	48.27
4	1	2013	2	17	11352	8.27	158	137292	5932	5420	52.26	47.74
5	7	2013	3	17	11351	8.27	159	137292	5735	5616	50.52	49.48
10	9	2013	4	17	11349	8.27	160	137292	5821	5528	51.29	48.71
2	15	2013	6	16	11348	8.27	161	137292	5635	5713	49.66	50.34
10	10	2013	5	17	11347	8.26	162	137292	5685	5662	50.10	49.90
9	26	2013	5	18	11345	8.26	163	137292	5826	5519	51.35	48.65
2	15	2013	6	14	11341	8.26	164	137292	5480	5861	48.32	51.68
5	30	2013	5	18	11341	8.26	165	137292	5907	5434	52.09	47.91
3	8	2013	6	16	11340	8.26	166	137292	5521	5819	48.69	51.31
10	14	2013	2	17	11336	8.26	167	137292	5964	5372	52.61	47.39
3	7	2013	5	17	11335	8.26	168	137292	5725	5610	50.51	49.49
4	16	2013	3	18	11335	8.26	169	137292	5950	5385	52.49	47.51
10	4	2013	6	16	11333	8.25	170	137292	5556	5777	49.02	50.98
3	29	2013	6	18	11331	8.25	171	137292	5596	5735	49.39	50.61
10	18	2013	6	15	11331	8.25	172	137292	5482	5849	48.38	51.62
2	15	2013	6	18	11329	8.25	173	137292	5915	5414	52.21	47.79
4	2	2013	3	17	11326	8.25	174	137292	5742	5584	50.70	49.30
11	1	2013	6	17	11323	8.25	175	137292	5775	5548	51.00	49.00
10	22	2013	3	17	11319	8.24	176	137292	5599	5720	49.47	50.53

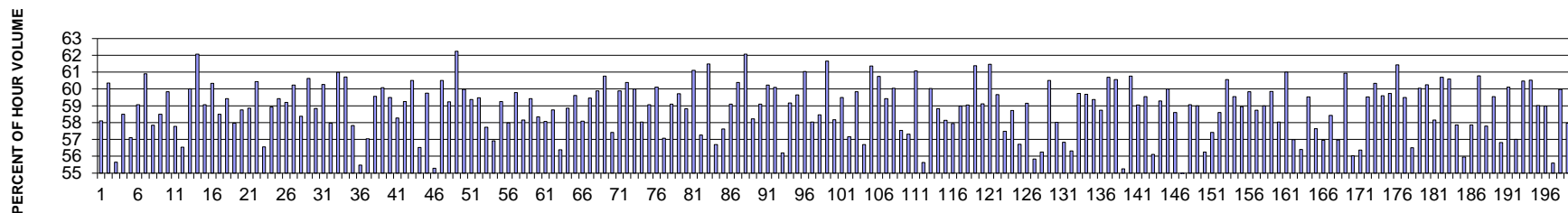
MO	DY	YR	DAY OF WK	HR	HR VOL	PERCENT OF AADT	HOUR NUMBER	AADT	NORTH VOLUME	SOUTH VOLUME	PERCENT NORTH IS OF TOTAL VOLUME	PERCENT SOUTH IS OF TOTAL VOLUME
12	23	2013	2	13	11318	8.24	177	137292	5613	5705	49.59	50.41
2	8	2013	6	18	11316	8.24	178	137292	5819	5497	51.42	48.58
2	8	2013	6	16	11312	8.24	179	137292	5444	5868	48.13	51.87
4	10	2013	4	17	11312	8.24	180	137292	5842	5470	51.64	48.36
12	27	2013	6	16	11312	8.24	181	137292	5663	5649	50.06	49.94
9	6	2013	6	18	11309	8.24	182	137292	5553	5756	49.10	50.90
1	10	2013	5	17	11308	8.24	183	137292	5743	5565	50.79	49.21
6	3	2013	2	17	11300	8.23	184	137292	5780	5520	51.15	48.85
11	25	2013	2	17	11300	8.23	185	137292	5699	5601	50.43	49.57
11	8	2013	6	16	11296	8.23	186	137292	5702	5594	50.48	49.52
4	8	2013	2	17	11290	8.22	187	137292	5762	5528	51.04	48.96
5	9	2013	5	18	11288	8.22	188	137292	5800	5488	51.38	48.62
12	24	2013	3	14	11288	8.22	189	137292	5402	5886	47.86	52.14
10	11	2013	6	13	11287	8.22	190	137292	5494	5793	48.68	51.32
12	23	2013	2	14	11287	8.22	191	137292	5569	5718	49.34	50.66
3	22	2013	6	15	11286	8.22	192	137292	5533	5753	49.03	50.97
9	16	2013	2	17	11286	8.22	193	137292	5730	5556	50.77	49.23
4	22	2013	2	17	11285	8.22	194	137292	5668	5617	50.23	49.77
2	12	2013	3	17	11282	8.22	195	137292	5689	5593	50.43	49.57
6	24	2013	2	17	11280	8.22	196	137292	5826	5454	51.65	48.35
11	21	2013	5	17	11280	8.22	197	137292	5950	5330	52.75	47.25
10	8	2013	3	17	11278	8.21	198	137292	5713	5565	50.66	49.34
6	18	2013	3	17	11277	8.21	199	137292	5837	5440	51.76	48.24
12	26	2013	5	13	11277	8.21	200	137292	5340	5937	47.35	52.65

**SR 005 MP 1.98 VANCOUVER ADC SITE P5
K FOR PEAK 200 HOURS OF 2013**



AADT= 128703 K 30 FACTOR= 8.32 K 100 FACTOR= 8.17 K 200 FACTOR= 8.04 D 30 FACTOR= 58.84

**SR 005 MP 1.98 VANCOUVER ADC SITE P5
D % IN THE PEAK 200 HOURS OF 2013**



MO	DY	YR	DAY OF WK	HR	HR VOL	PERCENT OF AADT	HOUR NUMBER	AADT	NORTH VOLUME	SOUTH VOLUME	PERCENT NORTH IS OF TOTAL VOLUME	PERCENT SOUTH IS OF TOTAL VOLUME
4	17	2013	4	18	11020	8.56	1	128703	6403	4617	58.10	41.90
3	12	2013	3	18	10942	8.50	2	128703	6605	4337	60.36	39.64
11	22	2013	6	17	10925	8.49	3	128703	6080	4845	55.65	44.35
2	14	2013	5	17	10919	8.48	4	128703	6387	4532	58.49	41.51
3	1	2013	6	17	10914	8.48	5	128703	6232	4682	57.10	42.90
10	16	2013	4	18	10888	8.46	6	128703	6431	4457	59.07	40.93
4	9	2013	3	18	10876	8.45	7	128703	6625	4251	60.91	39.09
5	2	2013	5	17	10842	8.42	8	128703	6272	4570	57.85	42.15
10	25	2013	6	17	10837	8.42	9	128703	6340	4497	58.50	41.50
2	13	2013	4	18	10833	8.42	10	128703	6482	4351	59.84	40.16
11	13	2013	4	18	10832	8.42	11	128703	6258	4574	57.77	42.23
3	15	2013	6	17	10818	8.41	12	128703	6116	4702	56.54	43.46

MO	DY	YR	DAY OF WK	HR	HR VOL	PERCENT OF AADT	HOUR NUMBER	AADT	NORTH VOLUME	SOUTH VOLUME	PERCENT NORTH IS OF TOTAL VOLUME	PERCENT SOUTH IS OF TOTAL VOLUME
3	27	2013	4	18	10816	8.40	13	128703	6490	4326	60.00	40.00
10	31	2013	5	17	10798	8.39	14	128703	6702	4096	62.07	37.93
3	14	2013	5	18	10796	8.39	15	128703	6376	4420	59.06	40.94
3	13	2013	4	18	10795	8.39	16	128703	6514	4281	60.34	39.66
11	5	2013	3	18	10774	8.37	17	128703	6303	4471	58.50	41.50
9	27	2013	6	18	10772	8.37	18	128703	6401	4371	59.42	40.58
4	10	2013	4	18	10771	8.37	19	128703	6243	4528	57.96	42.04
8	28	2013	4	17	10771	8.37	20	128703	6328	4443	58.75	41.25
2	14	2013	5	18	10762	8.36	21	128703	6334	4428	58.86	41.14
8	27	2013	3	18	10761	8.36	22	128703	6503	4258	60.43	39.57
4	12	2013	6	17	10754	8.36	23	128703	6082	4672	56.56	43.44
5	2	2013	5	18	10748	8.35	24	128703	6334	4414	58.93	41.07
4	11	2013	5	18	10743	8.35	25	128703	6384	4359	59.42	40.58
10	3	2013	5	18	10739	8.34	26	128703	6357	4382	59.20	40.80
5	15	2013	4	18	10735	8.34	27	128703	6467	4268	60.24	39.76
12	4	2013	4	18	10718	8.33	28	128703	6256	4462	58.37	41.63
4	30	2013	3	18	10717	8.33	29	128703	6497	4220	60.62	39.38
10	2	2013	4	18	10713	8.32	30	128703	6304	4409	58.84	41.16
8	28	2013	4	18	10712	8.32	31	128703	6456	4256	60.27	39.73
6	5	2013	4	18	10711	8.32	32	128703	6209	4502	57.97	42.03
6	20	2013	5	18	10709	8.32	33	128703	6531	4178	60.99	39.01
2	27	2013	4	17	10705	8.32	34	128703	6499	4206	60.71	39.29
3	15	2013	6	18	10704	8.32	35	128703	6190	4514	57.83	42.17
3	15	2013	6	16	10700	8.31	36	128703	5936	4764	55.48	44.52
9	20	2013	6	18	10697	8.31	37	128703	6102	4595	57.04	42.96
10	30	2013	4	18	10696	8.31	38	128703	6371	4325	59.56	40.44
4	9	2013	3	17	10690	8.31	39	128703	6422	4268	60.07	39.93
11	20	2013	4	17	10689	8.31	40	128703	6359	4330	59.49	40.51
8	21	2013	4	18	10687	8.30	41	128703	6227	4460	58.27	41.73
4	18	2013	5	18	10678	8.30	42	128703	6327	4351	59.25	40.75
6	11	2013	3	18	10678	8.30	43	128703	6461	4217	60.51	39.49
12	13	2013	6	17	10675	8.29	44	128703	6035	4640	56.53	43.47
10	3	2013	5	17	10672	8.29	45	128703	6376	4296	59.75	40.25
11	22	2013	6	18	10665	8.29	46	128703	5896	4769	55.28	44.72
10	30	2013	4	17	10662	8.28	47	128703	6451	4211	60.50	39.50
8	14	2013	4	18	10659	8.28	48	128703	6314	4345	59.24	40.76
4	8	2013	2	18	10641	8.27	49	128703	6623	4018	62.24	37.76
9	5	2013	5	17	10641	8.27	50	128703	6383	4258	59.98	40.02
10	23	2013	4	18	10640	8.27	51	128703	6317	4323	59.37	40.63
4	17	2013	4	17	10630	8.26	52	128703	6323	4307	59.48	40.52
3	1	2013	6	16	10628	8.26	53	128703	6134	4494	57.72	42.28

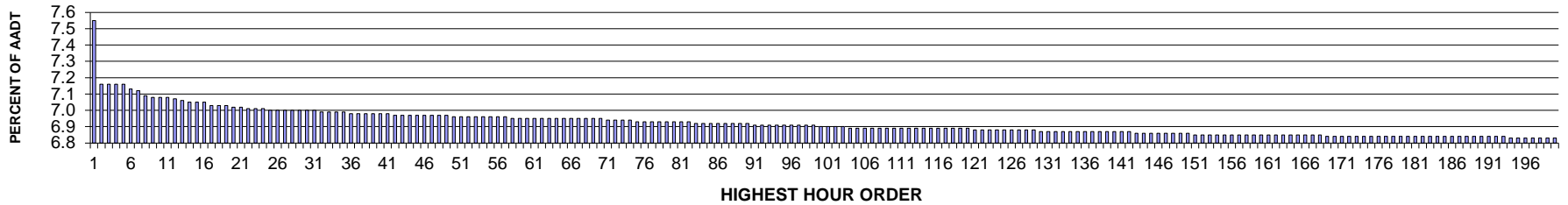
MO	DY	YR	DAY OF WK	HR	HR VOL	PERCENT OF AADT	HOUR NUMBER	AADT	NORTH VOLUME	SOUTH VOLUME	PERCENT NORTH IS OF TOTAL VOLUME	PERCENT SOUTH IS OF TOTAL VOLUME
11	8	2013	6	17	10626	8.26	54	128703	6048	4578	56.92	43.08
9	25	2013	4	18	10624	8.25	55	128703	6295	4329	59.25	40.75
10	24	2013	5	18	10623	8.25	56	128703	6159	4464	57.98	42.02
10	29	2013	3	18	10623	8.25	57	128703	6351	4272	59.79	40.21
1	4	2013	6	17	10613	8.25	58	128703	6173	4440	58.16	41.84
4	11	2013	5	17	10608	8.24	59	128703	6303	4305	59.42	40.58
4	19	2013	6	18	10604	8.24	60	128703	6187	4417	58.35	41.65
11	1	2013	6	17	10601	8.24	61	128703	6156	4445	58.07	41.93
10	9	2013	4	18	10600	8.24	62	128703	6228	4372	58.75	41.25
9	20	2013	6	17	10599	8.24	63	128703	5976	4623	56.38	43.62
8	22	2013	5	18	10598	8.23	64	128703	6238	4360	58.86	41.14
10	22	2013	3	18	10597	8.23	65	128703	6317	4280	59.61	40.39
3	28	2013	5	17	10593	8.23	66	128703	6153	4440	58.09	41.91
4	18	2013	5	17	10593	8.23	67	128703	6299	4294	59.46	40.54
12	3	2013	3	17	10593	8.23	68	128703	6343	4250	59.88	40.12
2	26	2013	3	17	10592	8.23	69	128703	6437	4155	60.77	39.23
9	6	2013	6	17	10584	8.22	70	128703	6076	4508	57.41	42.59
4	16	2013	3	18	10580	8.22	71	128703	6336	4244	59.89	40.11
10	7	2013	2	18	10580	8.22	72	128703	6389	4191	60.39	39.61
4	23	2013	3	18	10578	8.22	73	128703	6346	4232	59.99	40.01
8	7	2013	4	17	10577	8.22	74	128703	6138	4439	58.03	41.97
11	26	2013	3	17	10576	8.22	75	128703	6247	4329	59.07	40.93
2	19	2013	3	18	10570	8.21	76	128703	6354	4216	60.11	39.89
10	11	2013	6	18	10566	8.21	77	128703	6031	4535	57.08	42.92
11	25	2013	2	17	10566	8.21	78	128703	6243	4323	59.09	40.91
1	16	2013	4	18	10565	8.21	79	128703	6309	4256	59.72	40.28
5	7	2013	3	18	10564	8.21	80	128703	6215	4349	58.83	41.17
1	8	2013	3	17	10560	8.20	81	128703	6453	4107	61.11	38.89
4	19	2013	6	17	10557	8.20	82	128703	6045	4512	57.26	42.74
3	11	2013	2	18	10556	8.20	83	128703	6490	4066	61.48	38.52
4	12	2013	6	16	10556	8.20	84	128703	5985	4571	56.70	43.30
5	17	2013	6	17	10555	8.20	85	128703	6083	4472	57.63	42.37
9	18	2013	4	18	10550	8.20	86	128703	6234	4316	59.09	40.91
2	13	2013	4	17	10546	8.19	87	128703	6368	4178	60.38	39.62
4	15	2013	2	18	10540	8.19	88	128703	6542	3998	62.07	37.93
8	15	2013	5	18	10540	8.19	89	128703	6137	4403	58.23	41.77
8	22	2013	5	17	10540	8.19	90	128703	6229	4311	59.10	40.90
10	9	2013	4	17	10539	8.19	91	128703	6349	4190	60.24	39.76
3	12	2013	3	17	10535	8.19	92	128703	6331	4204	60.09	39.91
5	10	2013	6	16	10535	8.19	93	128703	5920	4615	56.19	43.81
10	2	2013	4	17	10533	8.18	94	128703	6232	4301	59.17	40.83

MO	DY	YR	DAY OF WK	HR	HR VOL	PERCENT OF AADT	HOUR NUMBER	AADT	NORTH VOLUME	SOUTH VOLUME	PERCENT NORTH IS OF TOTAL VOLUME	PERCENT SOUTH IS OF TOTAL VOLUME
2	7	2013	5	18	10530	8.18	95	128703	6280	4250	59.64	40.36
2	21	2013	5	18	10530	8.18	96	128703	6428	4102	61.04	38.96
4	10	2013	4	17	10525	8.18	97	128703	6109	4416	58.04	41.96
7	17	2013	4	18	10524	8.18	98	128703	6153	4371	58.47	41.53
3	28	2013	5	18	10520	8.17	99	128703	6487	4033	61.66	38.34
4	24	2013	4	17	10520	8.17	100	128703	6120	4400	58.17	41.83
3	7	2013	5	18	10519	8.17	101	128703	6258	4261	59.49	40.51
12	4	2013	4	17	10514	8.17	102	128703	6010	4504	57.16	42.84
11	20	2013	4	18	10512	8.17	103	128703	6290	4222	59.84	40.16
4	12	2013	6	18	10511	8.17	104	128703	5959	4552	56.69	43.31
3	6	2013	4	18	10502	8.16	105	128703	6444	4058	61.36	38.64
9	4	2013	4	18	10497	8.16	106	128703	6376	4121	60.74	39.26
11	13	2013	4	17	10497	8.16	107	128703	6238	4259	59.43	40.57
5	14	2013	3	18	10496	8.16	108	128703	6302	4194	60.04	39.96
9	6	2013	6	18	10495	8.15	109	128703	6039	4456	57.54	42.46
10	25	2013	6	18	10494	8.15	110	128703	6015	4479	57.32	42.68
11	5	2013	3	17	10491	8.15	111	128703	6407	4084	61.07	38.93
5	31	2013	6	18	10490	8.15	112	128703	5836	4654	55.63	44.37
2	19	2013	3	17	10489	8.15	113	128703	6296	4193	60.02	39.98
6	20	2013	5	17	10489	8.15	114	128703	6171	4318	58.83	41.17
7	10	2013	4	18	10488	8.15	115	128703	6098	4390	58.14	41.86
7	31	2013	4	17	10485	8.15	116	128703	6075	4410	57.94	42.06
12	17	2013	3	18	10484	8.15	117	128703	6182	4302	58.97	41.03
2	27	2013	4	18	10480	8.14	118	128703	6187	4293	59.04	40.96
3	26	2013	3	18	10475	8.14	119	128703	6431	4044	61.39	38.61
5	8	2013	4	18	10475	8.14	120	128703	6192	4283	59.11	40.89
2	26	2013	3	18	10472	8.14	121	128703	6437	4035	61.47	38.53
2	21	2013	5	17	10469	8.13	122	128703	6247	4222	59.67	40.33
4	25	2013	5	17	10469	8.13	123	128703	6019	4450	57.49	42.51
10	17	2013	5	18	10469	8.13	124	128703	6147	4322	58.72	41.28
5	10	2013	6	17	10467	8.13	125	128703	5936	4531	56.71	43.29
4	25	2013	5	18	10466	8.13	126	128703	6191	4275	59.15	40.85
3	29	2013	6	17	10465	8.13	127	128703	5844	4621	55.84	44.16
11	8	2013	6	16	10465	8.13	128	128703	5885	4580	56.24	43.76
3	25	2013	2	17	10462	8.13	129	128703	6330	4132	60.50	39.50
3	14	2013	5	17	10461	8.13	130	128703	6069	4392	58.02	41.98
5	3	2013	6	17	10461	8.13	131	128703	5946	4515	56.84	43.16
7	18	2013	5	18	10457	8.12	132	128703	5889	4568	56.32	43.68
8	27	2013	3	17	10454	8.12	133	128703	6244	4210	59.73	40.27
8	7	2013	4	18	10453	8.12	134	128703	6238	4215	59.68	40.32
6	12	2013	4	18	10451	8.12	135	128703	6206	4245	59.38	40.62

MO	DY	YR	DAY OF WK	HR	HR VOL	PERCENT OF AADT	HOUR NUMBER	AADT	NORTH VOLUME	SOUTH VOLUME	PERCENT NORTH IS OF TOTAL VOLUME	PERCENT SOUTH IS OF TOTAL VOLUME
10	17	2013	5	17	10451	8.12	136	128703	6138	4313	58.73	41.27
5	22	2013	4	18	10449	8.12	137	128703	6343	4106	60.70	39.30
6	26	2013	4	18	10449	8.12	138	128703	6327	4122	60.55	39.45
10	11	2013	6	16	10449	8.12	139	128703	5773	4676	55.25	44.75
2	6	2013	4	18	10446	8.12	140	128703	6348	4098	60.77	39.23
4	24	2013	4	18	10444	8.11	141	128703	6166	4278	59.04	40.96
10	29	2013	3	17	10442	8.11	142	128703	6218	4224	59.55	40.45
11	15	2013	6	17	10441	8.11	143	128703	5858	4583	56.11	43.89
6	4	2013	3	18	10437	8.11	144	128703	6188	4249	59.29	40.71
9	5	2013	5	18	10437	8.11	145	128703	6261	4176	59.99	40.01
7	31	2013	4	18	10436	8.11	146	128703	6116	4320	58.60	41.40
3	29	2013	6	16	10432	8.11	147	128703	5645	4787	54.11	45.89
12	5	2013	5	17	10431	8.10	148	128703	6161	4270	59.06	40.94
6	6	2013	5	18	10426	8.10	149	128703	6150	4276	58.99	41.01
5	17	2013	6	16	10421	8.10	150	128703	5861	4560	56.24	43.76
5	10	2013	6	18	10420	8.10	151	128703	5982	4438	57.41	42.59
8	8	2013	5	17	10417	8.09	152	128703	6104	4313	58.60	41.40
9	4	2013	4	17	10414	8.09	153	128703	6307	4107	60.56	39.44
1	10	2013	5	18	10413	8.09	154	128703	6201	4212	59.55	40.45
12	17	2013	3	17	10408	8.09	155	128703	6134	4274	58.94	41.06
9	24	2013	3	18	10406	8.09	156	128703	6226	4180	59.83	40.17
8	14	2013	4	17	10405	8.08	157	128703	6112	4293	58.74	41.26
8	20	2013	3	18	10404	8.08	158	128703	6138	4266	59.00	41.00
9	25	2013	4	17	10404	8.08	159	128703	6227	4177	59.85	40.15
7	11	2013	5	17	10399	8.08	160	128703	6035	4364	58.03	41.97
5	28	2013	3	17	10397	8.08	161	128703	6342	4055	61.00	39.00
10	4	2013	6	18	10397	8.08	162	128703	5924	4473	56.98	43.02
7	11	2013	5	18	10393	8.08	163	128703	5862	4531	56.40	43.60
9	13	2013	6	18	10393	8.08	164	128703	6186	4207	59.52	40.48
9	27	2013	6	17	10392	8.07	165	128703	5990	4402	57.64	42.36
3	8	2013	6	17	10391	8.07	166	128703	5919	4472	56.96	43.04
5	16	2013	5	17	10390	8.07	167	128703	6070	4320	58.42	41.58
6	14	2013	6	17	10390	8.07	168	128703	5919	4471	56.97	43.03
2	28	2013	5	18	10388	8.07	169	128703	6330	4058	60.94	39.06
9	6	2013	6	16	10388	8.07	170	128703	5820	4568	56.03	43.97
9	20	2013	6	16	10387	8.07	171	128703	5855	4532	56.37	43.63
10	31	2013	5	16	10386	8.07	172	128703	6182	4204	59.52	40.48
6	11	2013	3	17	10383	8.07	173	128703	6265	4118	60.34	39.66
1	10	2013	5	17	10381	8.07	174	128703	6187	4194	59.60	40.40
3	26	2013	3	17	10381	8.07	175	128703	6202	4179	59.74	40.26
4	8	2013	2	17	10381	8.07	176	128703	6377	4004	61.43	38.57

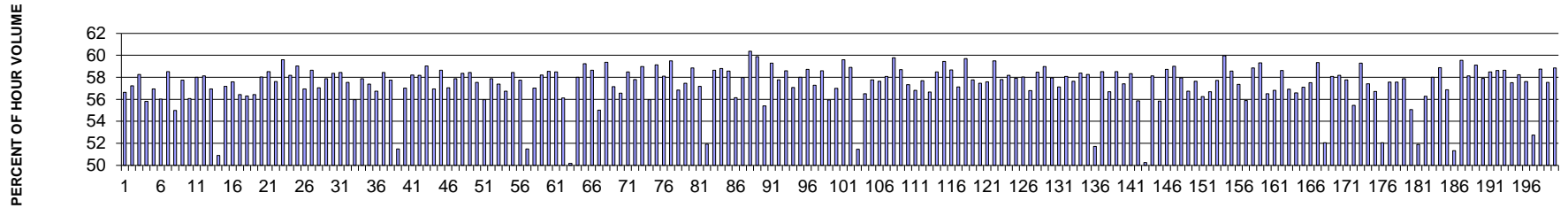
MO	DY	YR	DAY OF WK	HR	HR VOL	PERCENT OF AADT	HOUR NUMBER	AADT	NORTH VOLUME	SOUTH VOLUME	PERCENT NORTH IS OF TOTAL VOLUME	PERCENT SOUTH IS OF TOTAL VOLUME
9	19	2013	5	18	10381	8.07	177	128703	6176	4205	59.49	40.51
10	18	2013	6	17	10376	8.06	178	128703	5862	4514	56.50	43.50
3	13	2013	4	17	10374	8.06	179	128703	6229	4145	60.04	39.96
3	20	2013	4	18	10374	8.06	180	128703	6250	4124	60.25	39.75
5	1	2013	4	17	10374	8.06	181	128703	6034	4340	58.16	41.84
2	12	2013	3	18	10373	8.06	182	128703	6296	4077	60.70	39.30
1	15	2013	3	18	10372	8.06	183	128703	6284	4088	60.59	39.41
8	23	2013	6	17	10372	8.06	184	128703	6001	4371	57.86	42.14
11	15	2013	6	18	10372	8.06	185	128703	5804	4568	55.96	44.04
1	18	2013	6	17	10371	8.06	186	128703	6001	4370	57.86	42.14
9	17	2013	3	17	10371	8.06	187	128703	6303	4068	60.78	39.22
5	9	2013	5	17	10370	8.06	188	128703	5993	4377	57.79	42.21
10	16	2013	4	17	10370	8.06	189	128703	6175	4195	59.55	40.45
3	22	2013	6	16	10365	8.05	190	128703	5888	4477	56.81	43.19
9	24	2013	3	17	10363	8.05	191	128703	6229	4134	60.11	39.89
2	1	2013	6	17	10361	8.05	192	128703	5907	4454	57.01	42.99
3	6	2013	4	17	10360	8.05	193	128703	6265	4095	60.47	39.53
4	30	2013	3	17	10357	8.05	194	128703	6269	4088	60.53	39.47
3	27	2013	4	17	10354	8.04	195	128703	6110	4244	59.01	40.99
10	23	2013	4	17	10352	8.04	196	128703	6105	4247	58.97	41.03
3	29	2013	6	18	10350	8.04	197	128703	5755	4595	55.60	44.40
5	15	2013	4	17	10349	8.04	198	128703	6207	4142	59.98	40.02
2	8	2013	6	17	10348	8.04	199	128703	5999	4349	57.97	42.03
7	16	2013	3	18	10347	8.04	200	128703	6255	4092	60.45	39.55

**SR 167 MP 23.70 KENT ADC SITE P6
K FOR PEAK 200 HOURS OF 2013**



AADT= 117378 K 30 FACTOR= 7.00 K 100 FACTOR= 6.90 K 200 FACTOR= 6.83 D 30 FACTOR= 58.37

**SR 167 MP 23.70 KENT ADC SITE P6
D % IN THE PEAK 200 HOURS OF 2013**



MO	DY	YR	DAY OF WK	HR	HR VOL	PERCENT OF AADT	HOUR NUMBER	AADT	NORTH VOLUME	SOUTH VOLUME	PERCENT NORTH IS OF TOTAL VOLUME	PERCENT SOUTH IS OF TOTAL VOLUME
2	15	2013	6	16	8860	7.55	1	117378	3843	5017	43.37	56.63
2	14	2013	5	16	8405	7.16	2	117378	3595	4810	42.77	57.23
3	14	2013	5	16	8405	7.16	3	117378	3509	4896	41.75	58.25
3	8	2013	6	15	8403	7.16	4	117378	3713	4690	44.19	55.81
2	8	2013	6	16	8399	7.16	5	117378	3617	4782	43.06	56.94
2	15	2013	6	15	8364	7.13	6	117378	3678	4686	43.97	56.03
3	22	2013	6	16	8352	7.12	7	117378	3465	4887	41.49	58.51
1	21	2013	2	15	8320	7.09	8	117378	3744	4576	45.00	55.00
2	8	2013	6	15	8316	7.08	9	117378	3514	4802	42.26	57.74
3	15	2013	6	15	8316	7.08	10	117378	3654	4662	43.94	56.06
3	15	2013	6	16	8306	7.08	11	117378	3489	4817	42.01	57.99
3	15	2013	6	17	8295	7.07	12	117378	3474	4821	41.88	58.12

MO	DY	YR	DAY OF WK	HR	HR VOL	PERCENT OF AADT	HOUR NUMBER	AADT	NORTH VOLUME	SOUTH VOLUME	PERCENT NORTH IS OF TOTAL VOLUME	PERCENT SOUTH IS OF TOTAL VOLUME
1	25	2013	6	15	8284	7.06	13	117378	3566	4718	43.05	56.95
9	14	2013	7	18	8275	7.05	14	117378	4063	4212	49.10	50.90
2	15	2013	6	17	8273	7.05	15	117378	3542	4731	42.81	57.19
1	4	2013	6	17	8270	7.05	16	117378	3508	4762	42.42	57.58
3	1	2013	6	15	8256	7.03	17	117378	3598	4658	43.58	56.42
1	4	2013	6	15	8250	7.03	18	117378	3605	4645	43.70	56.30
6	21	2013	6	15	8246	7.03	19	117378	3592	4654	43.56	56.44
2	7	2013	5	17	8242	7.02	20	117378	3460	4782	41.98	58.02
3	20	2013	4	17	8242	7.02	21	117378	3420	4822	41.49	58.51
11	13	2013	4	17	8230	7.01	22	117378	3488	4742	42.38	57.62
3	5	2013	3	17	8226	7.01	23	117378	3323	4903	40.40	59.60
3	7	2013	5	16	8226	7.01	24	117378	3439	4787	41.81	58.19
4	9	2013	3	17	8221	7.00	25	117378	3368	4853	40.97	59.03
6	11	2013	3	16	8219	7.00	26	117378	3539	4680	43.06	56.94
5	3	2013	6	17	8218	7.00	27	117378	3398	4820	41.35	58.65
12	19	2013	5	17	8217	7.00	28	117378	3530	4687	42.96	57.04
5	3	2013	6	16	8216	7.00	29	117378	3461	4755	42.13	57.87
7	11	2013	5	16	8215	7.00	30	117378	3420	4795	41.63	58.37
7	17	2013	4	17	8215	7.00	31	117378	3414	4801	41.56	58.44
2	14	2013	5	17	8210	6.99	32	117378	3487	4723	42.47	57.53
10	11	2013	6	15	8210	6.99	33	117378	3616	4594	44.04	55.96
10	30	2013	4	17	8206	6.99	34	117378	3457	4749	42.13	57.87
12	19	2013	5	16	8206	6.99	35	117378	3497	4709	42.62	57.38
2	8	2013	6	17	8198	6.98	36	117378	3547	4651	43.27	56.73
12	5	2013	5	16	8196	6.98	37	117378	3406	4790	41.56	58.44
6	19	2013	4	16	8194	6.98	38	117378	3463	4731	42.26	57.74
10	19	2013	7	17	8191	6.98	39	117378	3974	4217	48.52	51.48
5	31	2013	6	15	8190	6.98	40	117378	3519	4671	42.97	57.03
10	16	2013	4	17	8189	6.98	41	117378	3422	4767	41.79	58.21
5	1	2013	4	17	8186	6.97	42	117378	3394	4792	41.46	58.54
11	11	2013	2	17	8185	6.97	43	117378	3397	4788	41.50	58.50
12	24	2013	3	16	8185	6.97	44	117378	3591	4594	43.87	56.13
12	14	2013	7	17	8182	6.97	45	117378	4105	4077	50.17	49.83
2	18	2013	2	16	8180	6.97	46	117378	3436	4744	42.00	58.00
4	2	2013	3	17	8180	6.97	47	117378	3334	4846	40.76	59.24
10	3	2013	5	17	8179	6.97	48	117378	3383	4796	41.36	58.64
9	6	2013	6	17	8177	6.97	49	117378	3679	4498	44.99	55.01
10	28	2013	2	17	8175	6.96	50	117378	3322	4853	40.64	59.36
3	22	2013	6	15	8173	6.96	51	117378	3502	4671	42.85	57.15
6	14	2013	6	17	8172	6.96	52	117378	3550	4622	43.44	56.56
10	4	2013	6	17	8172	6.96	53	117378	3393	4779	41.52	58.48

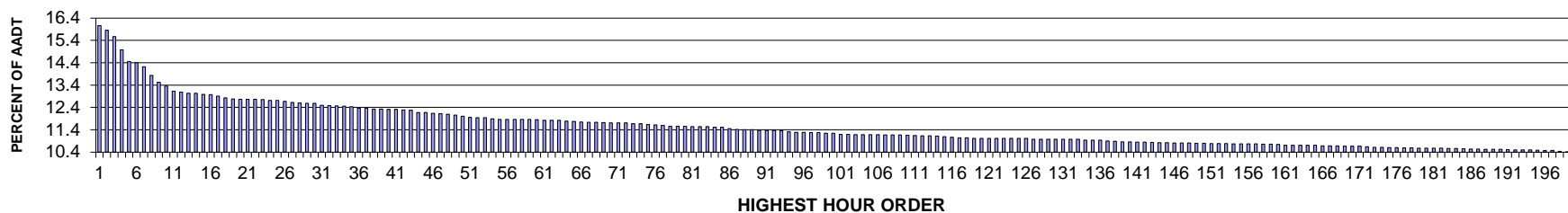
MO	DY	YR	DAY OF WK	HR	HR VOL	PERCENT OF AADT	HOUR NUMBER	AADT	NORTH VOLUME	SOUTH VOLUME	PERCENT NORTH IS OF TOTAL VOLUME	PERCENT SOUTH IS OF TOTAL VOLUME
11	11	2013	2	16	8171	6.96	54	117378	3449	4722	42.21	57.79
3	14	2013	5	17	8168	6.96	55	117378	3351	4817	41.03	58.97
12	19	2013	5	15	8168	6.96	56	117378	3596	4572	44.03	55.97
2	19	2013	3	16	8164	6.96	57	117378	3336	4828	40.86	59.14
1	3	2013	5	16	8162	6.95	58	117378	3419	4743	41.89	58.11
2	21	2013	5	16	8162	6.95	59	117378	3306	4856	40.50	59.50
9	18	2013	4	17	8160	6.95	60	117378	3522	4638	43.16	56.84
2	1	2013	6	15	8158	6.95	61	117378	3470	4688	42.53	57.47
4	30	2013	3	17	8156	6.95	62	117378	3356	4800	41.15	58.85
5	31	2013	6	16	8156	6.95	63	117378	3493	4663	42.83	57.17
9	21	2013	7	17	8156	6.95	64	117378	3921	4235	48.08	51.92
4	2	2013	3	18	8154	6.95	65	117378	3372	4782	41.35	58.65
8	14	2013	4	16	8153	6.95	66	117378	3359	4794	41.20	58.80
1	2	2013	4	17	8152	6.95	67	117378	3377	4775	41.43	58.57
3	1	2013	6	16	8152	6.95	68	117378	3575	4577	43.85	56.15
6	10	2013	2	17	8152	6.95	69	117378	3426	4726	42.03	57.97
11	6	2013	4	16	8152	6.95	70	117378	3231	4921	39.63	60.37
4	24	2013	4	17	8150	6.94	71	117378	3271	4879	40.13	59.87
7	12	2013	6	15	8147	6.94	72	117378	3634	4513	44.61	55.39
11	5	2013	3	16	8145	6.94	73	117378	3317	4828	40.72	59.28
6	13	2013	5	16	8141	6.94	74	117378	3437	4704	42.22	57.78
3	5	2013	3	16	8138	6.93	75	117378	3369	4769	41.40	58.60
3	8	2013	6	16	8137	6.93	76	117378	3492	4645	42.92	57.08
11	20	2013	4	17	8137	6.93	77	117378	3418	4719	42.01	57.99
1	9	2013	4	17	8135	6.93	78	117378	3358	4777	41.28	58.72
7	9	2013	3	16	8135	6.93	79	117378	3476	4659	42.73	57.27
3	7	2013	5	17	8133	6.93	80	117378	3367	4766	41.40	58.60
12	13	2013	6	15	8132	6.93	81	117378	3584	4548	44.07	55.93
7	8	2013	2	17	8130	6.93	82	117378	3496	4634	43.00	57.00
4	11	2013	5	17	8128	6.92	83	117378	3283	4845	40.39	59.61
2	12	2013	3	16	8124	6.92	84	117378	3338	4786	41.09	58.91
2	23	2013	7	18	8124	6.92	85	117378	3943	4181	48.54	51.46
9	4	2013	4	18	8121	6.92	86	117378	3531	4590	43.48	56.52
11	12	2013	3	17	8121	6.92	87	117378	3429	4692	42.22	57.78
10	24	2013	5	17	8119	6.92	88	117378	3438	4681	42.35	57.65
2	7	2013	5	16	8117	6.92	89	117378	3403	4714	41.92	58.08
2	19	2013	3	17	8117	6.92	90	117378	3265	4852	40.22	59.78
4	3	2013	4	17	8116	6.91	91	117378	3353	4763	41.31	58.69
4	17	2013	4	17	8116	6.91	92	117378	3462	4654	42.66	57.34
1	4	2013	6	16	8115	6.91	93	117378	3503	4612	43.17	56.83
12	17	2013	3	17	8113	6.91	94	117378	3433	4680	42.31	57.69

MO	DY	YR	DAY OF WK	HR	HR VOL	PERCENT OF AADT	HOUR NUMBER	AADT	NORTH VOLUME	SOUTH VOLUME	PERCENT NORTH IS OF TOTAL VOLUME	PERCENT SOUTH IS OF TOTAL VOLUME
2	19	2013	3	15	8109	6.91	95	117378	3514	4595	43.33	56.67
3	4	2013	2	17	8107	6.91	96	117378	3364	4743	41.50	58.50
1	3	2013	5	17	8106	6.91	97	117378	3288	4818	40.56	59.44
1	31	2013	5	17	8106	6.91	98	117378	3349	4757	41.32	58.68
6	14	2013	6	16	8106	6.91	99	117378	3475	4631	42.87	57.13
5	1	2013	4	16	8099	6.90	100	117378	3264	4835	40.30	59.70
7	11	2013	5	17	8097	6.90	101	117378	3420	4677	42.24	57.76
8	14	2013	4	17	8096	6.90	102	117378	3444	4652	42.54	57.46
3	22	2013	6	17	8095	6.90	103	117378	3434	4661	42.42	57.58
2	26	2013	3	17	8093	6.89	104	117378	3278	4815	40.50	59.50
2	13	2013	4	15	8092	6.89	105	117378	3416	4676	42.21	57.79
2	21	2013	5	17	8092	6.89	106	117378	3383	4709	41.81	58.19
10	18	2013	6	17	8092	6.89	107	117378	3404	4688	42.07	57.93
10	11	2013	6	17	8091	6.89	108	117378	3397	4694	41.98	58.02
1	18	2013	6	16	8090	6.89	109	117378	3496	4594	43.21	56.79
2	12	2013	3	17	8089	6.89	110	117378	3360	4729	41.54	58.46
12	10	2013	3	17	8088	6.89	111	117378	3317	4771	41.01	58.99
8	7	2013	4	17	8087	6.89	112	117378	3400	4687	42.04	57.96
10	14	2013	2	17	8087	6.89	113	117378	3467	4620	42.87	57.13
6	18	2013	3	16	8086	6.89	114	117378	3389	4697	41.91	58.09
10	23	2013	4	17	8086	6.89	115	117378	3426	4660	42.37	57.63
2	27	2013	4	17	8085	6.89	116	117378	3364	4721	41.61	58.39
6	17	2013	2	17	8084	6.89	117	117378	3374	4710	41.74	58.26
9	7	2013	7	18	8084	6.89	118	117378	4180	3904	51.71	48.29
12	11	2013	4	17	8083	6.89	119	117378	3354	4729	41.49	58.51
9	13	2013	6	15	8082	6.89	120	117378	3500	4582	43.31	56.69
2	18	2013	2	17	8078	6.88	121	117378	3351	4727	41.48	58.52
2	26	2013	3	16	8078	6.88	122	117378	3440	4638	42.58	57.42
7	25	2013	5	17	8078	6.88	123	117378	3366	4712	41.67	58.33
9	20	2013	6	15	8078	6.88	124	117378	3565	4513	44.13	55.87
2	16	2013	7	14	8076	6.88	125	117378	4059	4017	50.26	49.74
1	16	2013	4	16	8073	6.88	126	117378	3381	4692	41.88	58.12
7	9	2013	3	15	8073	6.88	127	117378	3565	4508	44.16	55.84
10	24	2013	5	16	8072	6.88	128	117378	3332	4740	41.28	58.72
3	18	2013	2	17	8070	6.88	129	117378	3309	4761	41.00	59.00
8	27	2013	3	16	8069	6.87	130	117378	3392	4677	42.04	57.96
10	4	2013	6	15	8069	6.87	131	117378	3490	4579	43.25	56.75
10	11	2013	6	16	8068	6.87	132	117378	3417	4651	42.35	57.65
10	25	2013	6	15	8067	6.87	133	117378	3529	4538	43.75	56.25
7	12	2013	6	16	8066	6.87	134	117378	3494	4572	43.32	56.68
12	5	2013	5	15	8065	6.87	135	117378	3409	4656	42.27	57.73

MO	DY	YR	DAY OF WK	HR	HR VOL	PERCENT OF AADT	HOUR NUMBER	AADT	NORTH VOLUME	SOUTH VOLUME	PERCENT NORTH IS OF TOTAL VOLUME	PERCENT SOUTH IS OF TOTAL VOLUME
2	4	2013	2	17	8064	6.87	136	117378	3230	4834	40.05	59.95
5	7	2013	3	17	8064	6.87	137	117378	3340	4724	41.42	58.58
5	22	2013	4	16	8064	6.87	138	117378	3438	4626	42.63	57.37
6	7	2013	6	15	8063	6.87	139	117378	3557	4506	44.12	55.88
10	21	2013	2	17	8060	6.87	140	117378	3316	4744	41.14	58.86
4	10	2013	4	16	8059	6.87	141	117378	3279	4780	40.69	59.31
12	2	2013	2	16	8059	6.87	142	117378	3505	4554	43.49	56.51
7	26	2013	6	16	8057	6.86	143	117378	3480	4577	43.19	56.81
10	31	2013	5	16	8057	6.86	144	117378	3335	4722	41.39	58.61
2	14	2013	5	15	8056	6.86	145	117378	3471	4585	43.09	56.91
6	14	2013	6	15	8053	6.86	146	117378	3497	4556	43.42	56.58
11	11	2013	2	15	8053	6.86	147	117378	3455	4598	42.90	57.10
5	31	2013	6	17	8052	6.86	148	117378	3421	4631	42.49	57.51
11	4	2013	2	17	8050	6.86	149	117378	3272	4778	40.65	59.35
9	14	2013	7	17	8049	6.86	150	117378	3860	4189	47.96	52.04
3	8	2013	6	17	8046	6.85	151	117378	3372	4674	41.91	58.09
5	17	2013	6	16	8046	6.85	152	117378	3365	4681	41.82	58.18
6	18	2013	3	17	8046	6.85	153	117378	3399	4647	42.24	57.76
2	15	2013	6	18	8044	6.85	154	117378	3583	4461	44.54	55.46
3	4	2013	2	16	8043	6.85	155	117378	3275	4768	40.72	59.28
5	17	2013	6	17	8042	6.85	156	117378	3425	4617	42.59	57.41
7	31	2013	4	17	8042	6.85	157	117378	3481	4561	43.29	56.71
2	9	2013	7	17	8041	6.85	158	117378	3855	4186	47.94	52.06
3	18	2013	2	15	8041	6.85	159	117378	3412	4629	42.43	57.57
8	14	2013	4	18	8041	6.85	160	117378	3412	4629	42.43	57.57
12	4	2013	4	17	8040	6.85	161	117378	3387	4653	42.13	57.87
1	25	2013	6	17	8039	6.85	162	117378	3612	4427	44.93	55.07
9	7	2013	7	16	8039	6.85	163	117378	3866	4173	48.09	51.91
9	13	2013	6	16	8038	6.85	164	117378	3514	4524	43.72	56.28
4	5	2013	6	16	8037	6.85	165	117378	3375	4662	41.99	58.01
7	10	2013	4	17	8037	6.85	166	117378	3306	4731	41.13	58.87
8	9	2013	6	15	8037	6.85	167	117378	3467	4570	43.14	56.86
5	11	2013	7	16	8035	6.85	168	117378	3910	4125	48.66	51.34
4	10	2013	4	17	8034	6.84	169	117378	3250	4784	40.45	59.55
1	21	2013	2	16	8033	6.84	170	117378	3364	4669	41.88	58.12
1	22	2013	3	17	8033	6.84	171	117378	3285	4748	40.89	59.11
2	27	2013	4	15	8033	6.84	172	117378	3383	4650	42.11	57.89
8	27	2013	3	17	8033	6.84	173	117378	3334	4699	41.50	58.50
5	16	2013	5	17	8032	6.84	174	117378	3324	4708	41.38	58.62
10	9	2013	4	16	8032	6.84	175	117378	3321	4711	41.35	58.65
8	1	2013	5	16	8031	6.84	176	117378	3412	4619	42.49	57.51

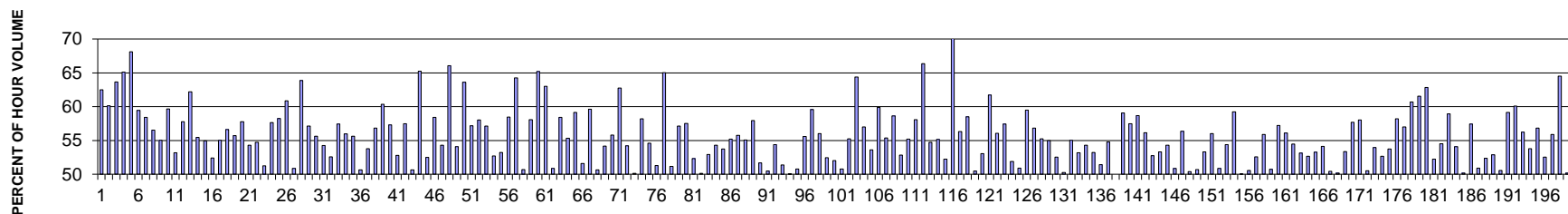
MO	DY	YR	DAY OF WK	HR	HR VOL	PERCENT OF AADT	HOUR NUMBER	AADT	NORTH VOLUME	SOUTH VOLUME	PERCENT NORTH IS OF TOTAL VOLUME	PERCENT SOUTH IS OF TOTAL VOLUME
6	25	2013	3	17	8030	6.84	177	117378	3353	4677	41.76	58.24
9	4	2013	4	17	8030	6.84	178	117378	3404	4626	42.39	57.61
10	19	2013	7	15	8030	6.84	179	117378	3794	4236	47.25	52.75
4	25	2013	5	16	8029	6.84	180	117378	3313	4716	41.26	58.74
8	6	2013	3	17	8029	6.84	181	117378	3408	4621	42.45	57.55
10	8	2013	3	17	8028	6.84	182	117378	3303	4725	41.14	58.86
6	11	2013	3	15	8027	6.84	183	117378	3426	4601	42.68	57.32
7	9	2013	3	17	8027	6.84	184	117378	3385	4642	42.17	57.83
6	24	2013	2	17	8026	6.84	185	117378	3312	4714	41.27	58.73
10	30	2013	4	16	8026	6.84	186	117378	3363	4663	41.90	58.10
3	29	2013	6	17	8025	6.84	187	117378	3272	4753	40.77	59.23
7	26	2013	6	15	8025	6.84	188	117378	3517	4508	43.83	56.17
10	26	2013	7	17	8025	6.84	189	117378	3868	4157	48.20	51.80
12	17	2013	3	16	8024	6.84	190	117378	3369	4655	41.99	58.01
8	23	2013	6	17	8023	6.84	191	117378	3394	4629	42.30	57.70
11	12	2013	3	16	8023	6.84	192	117378	3313	4710	41.29	58.71
12	23	2013	2	17	8023	6.84	193	117378	3511	4512	43.76	56.24
2	1	2013	6	17	8022	6.83	194	117378	3542	4480	44.15	55.85
2	26	2013	3	15	8022	6.83	195	117378	3400	4622	42.38	57.62
2	4	2013	2	16	8020	6.83	196	117378	3222	4798	40.17	59.83
4	3	2013	4	16	8020	6.83	197	117378	3299	4721	41.13	58.87
6	14	2013	6	18	8019	6.83	198	117378	3412	4607	42.55	57.45
2	11	2013	2	16	8017	6.83	199	117378	3254	4763	40.59	59.41
4	17	2013	4	18	8017	6.83	200	117378	3372	4645	42.06	57.94

**SR 395 MP 93.01 RITZVILLE #2 ADC SITE P7C
K FOR PEAK 200 HOURS OF 2013**



AADT= 7403 K 30 FACTOR= 12.58 K 100 FACTOR= 11.24 K 200 FACTOR= 10.40 D 30 FACTOR= 55.64

**SR 395 MP 93.01 RITZVILLE #2 ADC SITE P7C
D % IN THE PEAK 200 HOURS OF 2013**



MO	DY	YR	DAY OF WK	HR	HR VOL	PERCENT OF AADT	HOUR NUMBER	AADT	NORTH VOLUME	SOUTH VOLUME	PERCENT NORTH IS OF TOTAL VOLUME	PERCENT SOUTH IS OF TOTAL VOLUME
7	7	2013	1	14	1189	16.06	1	7403	446	743	37.51	62.49
8	11	2013	1	18	1174	15.86	2	7403	706	468	60.14	39.86
7	7	2013	1	15	1153	15.57	3	7403	419	734	36.34	63.66
7	7	2013	1	13	1109	14.98	4	7403	387	722	34.90	65.10
7	7	2013	1	12	1070	14.45	5	7403	341	729	31.87	68.13
7	7	2013	1	16	1066	14.40	6	7403	432	634	40.53	59.47
8	18	2013	1	15	1053	14.22	7	7403	438	615	41.60	58.40
7	7	2013	1	17	1024	13.83	8	7403	445	579	43.46	56.54
8	18	2013	1	16	1001	13.52	9	7403	450	551	44.96	55.04
8	11	2013	1	16	989	13.36	10	7403	399	590	40.34	59.66
8	4	2013	1	14	972	13.13	11	7403	455	517	46.81	53.19
8	11	2013	1	13	969	13.09	12	7403	409	560	42.21	57.79

MO	DY	YR	DAY OF WK	HR	HR VOL	PERCENT OF AADT	HOUR NUMBER	AADT	NORTH VOLUME	SOUTH VOLUME	PERCENT NORTH IS OF TOTAL VOLUME	PERCENT SOUTH IS OF TOTAL VOLUME
6	28	2013	6	15	965	13.04	13	7403	600	365	62.18	37.82
8	2	2013	6	15	965	13.04	14	7403	535	430	55.44	44.56
8	9	2013	6	15	961	12.98	15	7403	528	433	54.94	45.06
8	11	2013	1	17	960	12.97	16	7403	457	503	47.60	52.40
7	14	2013	1	15	956	12.91	17	7403	430	526	44.98	55.02
8	25	2013	1	15	950	12.83	18	7403	412	538	43.37	56.63
8	2	2013	6	11	946	12.78	19	7403	419	527	44.29	55.71
8	9	2013	6	16	945	12.77	20	7403	546	399	57.78	42.22
8	11	2013	1	15	945	12.77	21	7403	432	513	45.71	54.29
8	30	2013	6	15	945	12.77	22	7403	517	428	54.71	45.29
8	4	2013	1	17	944	12.75	23	7403	484	460	51.27	48.73
8	18	2013	1	18	942	12.72	24	7403	543	399	57.64	42.36
8	16	2013	6	15	941	12.71	25	7403	548	393	58.24	41.76
8	2	2013	6	16	938	12.67	26	7403	571	367	60.87	39.13
8	18	2013	1	17	934	12.62	27	7403	459	475	49.14	50.86
6	28	2013	6	16	933	12.60	28	7403	596	337	63.88	36.12
6	30	2013	1	17	931	12.58	29	7403	399	532	42.86	57.14
8	25	2013	1	14	931	12.58	30	7403	413	518	44.36	55.64
7	12	2013	6	17	925	12.49	31	7403	502	423	54.27	45.73
6	14	2013	6	15	924	12.48	32	7403	486	438	52.60	47.40
8	30	2013	6	16	923	12.47	33	7403	530	393	57.42	42.58
6	14	2013	6	16	922	12.45	34	7403	516	406	55.97	44.03
8	9	2013	6	14	920	12.43	35	7403	512	408	55.65	44.35
8	2	2013	6	12	916	12.37	36	7403	452	464	49.34	50.66
8	30	2013	6	14	915	12.36	37	7403	492	423	53.77	46.23
8	4	2013	1	15	913	12.33	38	7403	394	519	43.15	56.85
8	18	2013	1	14	913	12.33	39	7403	362	551	39.65	60.35
8	4	2013	1	13	911	12.31	40	7403	389	522	42.70	57.30
8	4	2013	1	16	911	12.31	41	7403	430	481	47.20	52.80
8	16	2013	6	16	910	12.29	42	7403	523	387	57.47	42.53
8	25	2013	1	17	908	12.27	43	7403	460	448	50.66	49.34
6	28	2013	6	17	901	12.17	44	7403	588	313	65.26	34.74
6	30	2013	1	16	901	12.17	45	7403	428	473	47.50	52.50
6	30	2013	1	18	899	12.14	46	7403	374	525	41.60	58.40
8	25	2013	1	16	897	12.12	47	7403	410	487	45.71	54.29
5	5	2013	1	16	896	12.10	48	7403	304	592	33.93	66.07
6	30	2013	1	15	893	12.06	49	7403	410	483	45.91	54.09
8	30	2013	6	18	888	12.00	50	7403	565	323	63.63	36.37
6	28	2013	6	14	885	11.95	51	7403	506	379	57.18	42.82
8	2	2013	6	17	884	11.94	52	7403	513	371	58.03	41.97
8	30	2013	6	13	884	11.94	53	7403	505	379	57.13	42.87

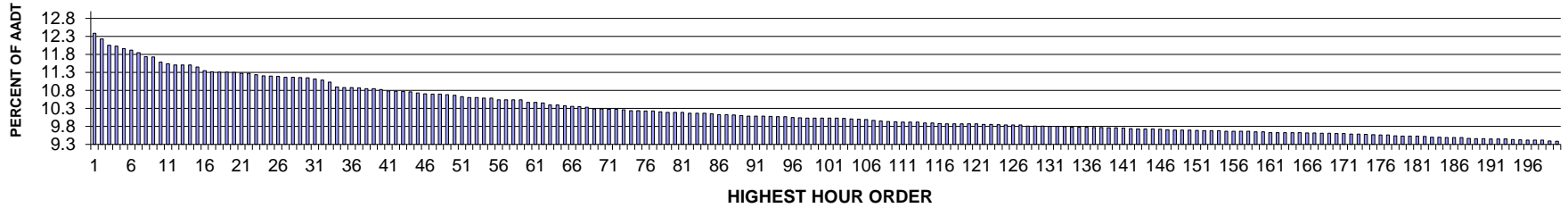
MO	DY	YR	DAY OF WK	HR	HR VOL	PERCENT OF AADT	HOUR NUMBER	AADT	NORTH VOLUME	SOUTH VOLUME	PERCENT NORTH IS OF TOTAL VOLUME	PERCENT SOUTH IS OF TOTAL VOLUME
8	2	2013	6	14	880	11.89	54	7403	464	416	52.73	47.27
6	16	2013	1	15	879	11.87	55	7403	468	411	53.24	46.76
7	19	2013	6	16	879	11.87	56	7403	514	365	58.48	41.52
8	11	2013	1	12	879	11.87	57	7403	314	565	35.72	64.28
8	16	2013	6	12	878	11.86	58	7403	433	445	49.32	50.68
8	16	2013	6	17	878	11.86	59	7403	510	368	58.09	41.91
8	18	2013	1	13	877	11.85	60	7403	305	572	34.78	65.22
8	18	2013	1	12	876	11.83	61	7403	324	552	36.99	63.01
7	14	2013	1	16	875	11.82	62	7403	430	445	49.14	50.86
8	30	2013	6	17	875	11.82	63	7403	511	364	58.40	41.60
6	30	2013	1	14	873	11.79	64	7403	390	483	44.67	55.33
7	19	2013	6	15	871	11.77	65	7403	515	356	59.13	40.87
7	7	2013	1	18	870	11.75	66	7403	421	449	48.39	51.61
4	28	2013	1	18	869	11.74	67	7403	518	351	59.61	40.39
8	16	2013	6	14	869	11.74	68	7403	440	429	50.63	49.37
7	14	2013	1	14	868	11.72	69	7403	398	470	45.85	54.15
7	12	2013	6	15	867	11.71	70	7403	484	383	55.82	44.18
8	11	2013	1	19	867	11.71	71	7403	544	323	62.75	37.25
9	22	2013	1	15	867	11.71	72	7403	397	470	45.79	54.21
6	16	2013	1	16	864	11.67	73	7403	433	431	50.12	49.88
7	3	2013	4	14	864	11.67	74	7403	503	361	58.22	41.78
6	21	2013	6	15	861	11.63	75	7403	470	391	54.59	45.41
8	9	2013	6	11	860	11.62	76	7403	419	441	48.72	51.28
5	5	2013	1	15	858	11.59	77	7403	300	558	34.97	65.03
7	19	2013	6	12	856	11.56	78	7403	438	418	51.17	48.83
8	9	2013	6	17	856	11.56	79	7403	489	367	57.13	42.87
7	12	2013	6	16	855	11.55	80	7403	492	363	57.54	42.46
7	19	2013	6	14	854	11.54	81	7403	447	407	52.34	47.66
8	16	2013	6	13	854	11.54	82	7403	428	426	50.12	49.88
8	23	2013	6	14	854	11.54	83	7403	452	402	52.93	47.07
3	29	2013	6	17	853	11.52	84	7403	390	463	45.72	54.28
6	30	2013	1	13	852	11.51	85	7403	394	458	46.24	53.76
6	28	2013	6	13	848	11.45	86	7403	468	380	55.19	44.81
5	17	2013	6	16	845	11.41	87	7403	471	374	55.74	44.26
4	7	2013	1	15	844	11.40	88	7403	465	379	55.09	44.91
6	7	2013	6	15	844	11.40	89	7403	489	355	57.94	42.06
6	16	2013	1	14	842	11.37	90	7403	407	435	48.34	51.66
6	23	2013	1	16	842	11.37	91	7403	417	425	49.52	50.48
7	14	2013	1	17	842	11.37	92	7403	384	458	45.61	54.39
10	11	2013	6	15	841	11.36	93	7403	432	409	51.37	48.63
6	14	2013	6	14	837	11.31	94	7403	419	418	50.06	49.94

MO	DY	YR	DAY OF WK	HR	HR VOL	PERCENT OF AADT	HOUR NUMBER	AADT	NORTH VOLUME	SOUTH VOLUME	PERCENT NORTH IS OF TOTAL VOLUME	PERCENT SOUTH IS OF TOTAL VOLUME
8	8	2013	5	15	835	11.28	95	7403	411	424	49.22	50.78
8	23	2013	6	17	835	11.28	96	7403	464	371	55.57	44.43
8	4	2013	1	12	834	11.27	97	7403	337	497	40.41	59.59
8	11	2013	1	14	834	11.27	98	7403	367	467	44.00	56.00
7	19	2013	6	13	833	11.25	99	7403	437	396	52.46	47.54
8	2	2013	6	13	832	11.24	100	7403	433	399	52.04	47.96
5	10	2013	6	15	829	11.20	101	7403	421	408	50.78	49.22
8	23	2013	6	15	829	11.20	102	7403	458	371	55.25	44.75
6	28	2013	6	18	828	11.18	103	7403	533	295	64.37	35.63
7	3	2013	4	17	828	11.18	104	7403	472	356	57.00	43.00
8	4	2013	1	19	828	11.18	105	7403	384	444	46.38	53.62
8	9	2013	6	18	828	11.18	106	7403	496	332	59.90	40.10
6	7	2013	6	14	827	11.17	107	7403	458	369	55.38	44.62
7	14	2013	1	13	827	11.17	108	7403	342	485	41.35	58.65
10	11	2013	6	17	827	11.17	109	7403	437	390	52.84	47.16
5	10	2013	6	17	826	11.16	110	7403	456	370	55.21	44.79
5	17	2013	6	15	825	11.14	111	7403	479	346	58.06	41.94
5	5	2013	1	17	824	11.13	112	7403	277	547	33.62	66.38
5	10	2013	6	16	824	11.13	113	7403	451	373	54.73	45.27
6	21	2013	6	17	823	11.12	114	7403	454	369	55.16	44.84
8	8	2013	5	16	821	11.09	115	7403	429	392	52.25	47.75
7	7	2013	1	11	819	11.06	116	7403	245	574	29.91	70.09
4	7	2013	1	16	817	11.04	117	7403	460	357	56.30	43.70
6	20	2013	5	16	817	11.04	118	7403	478	339	58.51	41.49
8	8	2013	5	14	816	11.02	119	7403	404	412	49.51	50.49
8	8	2013	5	17	816	11.02	120	7403	433	383	53.06	46.94
4	19	2013	6	16	815	11.01	121	7403	503	312	61.72	38.28
6	7	2013	6	16	815	11.01	122	7403	457	358	56.07	43.93
6	14	2013	6	17	815	11.01	123	7403	468	347	57.42	42.58
6	23	2013	1	17	815	11.01	124	7403	423	392	51.90	48.10
8	10	2013	7	12	815	11.01	125	7403	400	415	49.08	50.92
8	18	2013	1	19	815	11.01	126	7403	485	330	59.51	40.49
5	17	2013	6	17	813	10.98	127	7403	462	351	56.83	43.17
6	21	2013	6	14	813	10.98	128	7403	449	364	55.23	44.77
7	14	2013	1	18	813	10.98	129	7403	366	447	45.02	54.98
7	27	2013	7	12	813	10.98	130	7403	386	427	47.48	52.52
6	16	2013	1	13	812	10.97	131	7403	404	408	49.75	50.25
8	30	2013	6	12	812	10.97	132	7403	365	447	44.95	55.05
10	6	2013	1	16	812	10.97	133	7403	432	380	53.20	46.80
8	25	2013	1	13	810	10.94	134	7403	370	440	45.68	54.32
10	20	2013	1	16	810	10.94	135	7403	379	431	46.79	53.21

MO	DY	YR	DAY OF WK	HR	HR VOL	PERCENT OF AADT	HOUR NUMBER	AADT	NORTH VOLUME	SOUTH VOLUME	PERCENT NORTH IS OF TOTAL VOLUME	PERCENT SOUTH IS OF TOTAL VOLUME
6	28	2013	6	12	809	10.93	136	7403	416	393	51.42	48.58
9	20	2013	6	16	807	10.90	137	7403	442	365	54.77	45.23
8	15	2013	5	15	806	10.89	138	7403	403	403	50.00	50.00
4	21	2013	1	19	804	10.86	139	7403	329	475	40.92	59.08
8	2	2013	6	18	804	10.86	140	7403	462	342	57.46	42.54
5	31	2013	6	16	803	10.85	141	7403	471	332	58.66	41.34
7	12	2013	6	13	803	10.85	142	7403	451	352	56.16	43.84
9	29	2013	1	16	802	10.83	143	7403	423	379	52.74	47.26
5	19	2013	1	17	801	10.82	144	7403	427	374	53.31	46.69
6	7	2013	6	17	801	10.82	145	7403	435	366	54.31	45.69
7	12	2013	6	12	800	10.81	146	7403	407	393	50.88	49.13
7	14	2013	1	12	800	10.81	147	7403	349	451	43.63	56.38
8	23	2013	6	13	800	10.81	148	7403	397	403	49.63	50.38
8	9	2013	6	12	799	10.79	149	7403	394	405	49.31	50.69
8	10	2013	7	14	799	10.79	150	7403	373	426	46.68	53.32
7	3	2013	4	13	798	10.78	151	7403	447	351	56.02	43.98
7	19	2013	6	11	798	10.78	152	7403	392	406	49.12	50.88
8	23	2013	6	16	798	10.78	153	7403	434	364	54.39	45.61
7	3	2013	4	16	797	10.77	154	7403	472	325	59.22	40.78
7	12	2013	6	11	797	10.77	155	7403	398	399	49.94	50.06
8	10	2013	7	13	797	10.77	156	7403	394	403	49.44	50.56
10	25	2013	6	17	797	10.77	157	7403	419	378	52.57	47.43
3	29	2013	6	15	796	10.75	158	7403	351	445	44.10	55.90
8	10	2013	7	11	796	10.75	159	7403	392	404	49.25	50.75
6	21	2013	6	16	795	10.74	160	7403	455	340	57.23	42.77
7	19	2013	6	17	793	10.71	161	7403	445	348	56.12	43.88
7	20	2013	7	12	793	10.71	162	7403	432	361	54.48	45.52
8	9	2013	6	13	792	10.70	163	7403	371	421	46.84	53.16
8	25	2013	1	18	792	10.70	164	7403	417	375	52.65	47.35
10	6	2013	1	15	792	10.70	165	7403	370	422	46.72	53.28
6	21	2013	6	13	791	10.68	166	7403	428	363	54.11	45.89
8	3	2013	7	12	791	10.68	167	7403	399	392	50.44	49.56
9	27	2013	6	17	791	10.68	168	7403	397	394	50.19	49.81
5	19	2013	1	16	789	10.66	169	7403	421	368	53.36	46.64
6	30	2013	1	19	789	10.66	170	7403	334	455	42.33	57.67
8	1	2013	5	16	789	10.66	171	7403	458	331	58.05	41.95
9	20	2013	6	17	788	10.64	172	7403	398	390	50.51	49.49
6	21	2013	6	12	786	10.62	173	7403	424	362	53.94	46.06
8	16	2013	6	11	786	10.62	174	7403	414	372	52.67	47.33
6	23	2013	1	14	785	10.60	175	7403	363	422	46.24	53.76
8	25	2013	1	12	785	10.60	176	7403	328	457	41.78	58.22

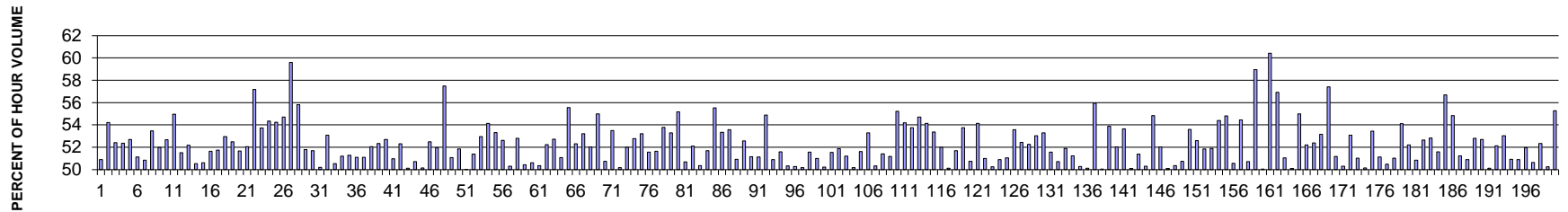
MO	DY	YR	DAY OF WK	HR	HR VOL	PERCENT OF AADT	HOUR NUMBER	AADT	NORTH VOLUME	SOUTH VOLUME	PERCENT NORTH IS OF TOTAL VOLUME	PERCENT SOUTH IS OF TOTAL VOLUME
4	7	2013	1	17	784	10.59	177	7403	447	337	57.02	42.98
4	19	2013	6	18	784	10.59	178	7403	476	308	60.71	39.29
4	19	2013	6	15	783	10.58	179	7403	482	301	61.56	38.44
4	21	2013	1	16	783	10.58	180	7403	291	492	37.16	62.84
9	22	2013	1	17	783	10.58	181	7403	409	374	52.23	47.77
10	18	2013	6	17	783	10.58	182	7403	427	356	54.53	45.47
7	12	2013	6	14	782	10.56	183	7403	461	321	58.95	41.05
9	20	2013	6	15	782	10.56	184	7403	423	359	54.09	45.91
9	22	2013	1	16	781	10.55	185	7403	392	389	50.19	49.81
7	3	2013	4	15	780	10.54	186	7403	448	332	57.44	42.56
8	15	2013	5	14	780	10.54	187	7403	383	397	49.10	50.90
3	29	2013	6	16	779	10.52	188	7403	371	408	47.63	52.37
6	9	2013	1	16	779	10.52	189	7403	367	412	47.11	52.89
10	11	2013	6	14	779	10.52	190	7403	394	385	50.58	49.42
10	4	2013	6	17	778	10.51	191	7403	460	318	59.13	40.87
4	19	2013	6	17	777	10.50	192	7403	467	310	60.10	39.90
8	1	2013	5	15	777	10.50	193	7403	437	340	56.24	43.76
9	27	2013	6	18	777	10.50	194	7403	418	359	53.80	46.20
10	11	2013	6	16	776	10.48	195	7403	441	335	56.83	43.17
8	3	2013	7	11	775	10.47	196	7403	407	368	52.52	47.48
10	18	2013	6	16	775	10.47	197	7403	433	342	55.87	44.13
8	30	2013	6	19	772	10.43	198	7403	498	274	64.51	35.49
7	20	2013	7	11	771	10.41	199	7403	387	384	50.19	49.81
2	15	2013	6	17	770	10.40	200	7403	393	377	51.04	48.96

**SR 005 MP 44.30 KELSO ADC SITE P8
K FOR PEAK 200 HOURS OF 2013**



AADT= 50715 K 30 FACTOR= 11.15 K 100 FACTOR= 10.03 K 200 FACTOR= 9.39 D 30 FACTOR= 51.70

**SR 005 MP 44.30 KELSO ADC SITE P8
D % IN THE PEAK 200 HOURS OF 2013**



MO	DY	YR	DAY OF WK	HR	HR VOL	PERCENT OF AADT	HOUR NUMBER	AADT	NORTH VOLUME	SOUTH VOLUME	PERCENT NORTH IS OF TOTAL VOLUME	PERCENT SOUTH IS OF TOTAL VOLUME
7	28	2013	1	17	6284	12.39	1	50715	3197	3087	50.88	49.12
8	4	2013	1	17	6201	12.23	2	50715	2839	3362	45.78	54.22
11	28	2013	5	11	6117	12.06	3	50715	3206	2911	52.41	47.59
8	11	2013	1	15	6101	12.03	4	50715	3194	2907	52.35	47.65
8	11	2013	1	14	6066	11.96	5	50715	3196	2870	52.69	47.31
11	28	2013	5	12	6044	11.92	6	50715	3090	2954	51.13	48.87
8	18	2013	1	15	6010	11.85	7	50715	3056	2954	50.85	49.15
8	18	2013	1	14	5952	11.74	8	50715	3182	2770	53.46	46.54
8	11	2013	1	13	5950	11.73	9	50715	3093	2857	51.98	48.02
7	7	2013	1	14	5877	11.59	10	50715	3096	2781	52.68	47.32
7	21	2013	1	15	5853	11.54	11	50715	3217	2636	54.96	45.04
7	7	2013	1	15	5839	11.51	12	50715	3008	2831	51.52	48.48

MO	DY	YR	DAY OF WK	HR	HR VOL	PERCENT OF AADT	HOUR NUMBER	AADT	NORTH VOLUME	SOUTH VOLUME	PERCENT NORTH IS OF TOTAL VOLUME	PERCENT SOUTH IS OF TOTAL VOLUME
7	7	2013	1	16	5837	11.51	13	50715	3046	2791	52.18	47.82
8	11	2013	1	16	5837	11.51	14	50715	2949	2888	50.52	49.48
7	28	2013	1	14	5807	11.45	15	50715	2868	2939	49.39	50.61
8	18	2013	1	16	5754	11.35	16	50715	2972	2782	51.65	48.35
7	28	2013	1	16	5740	11.32	17	50715	2770	2970	48.26	51.74
8	31	2013	7	12	5737	11.31	18	50715	3038	2699	52.95	47.05
11	30	2013	7	14	5735	11.31	19	50715	3010	2725	52.48	47.52
7	28	2013	1	13	5730	11.30	20	50715	2960	2770	51.66	48.34
8	18	2013	1	13	5723	11.28	21	50715	2978	2745	52.04	47.96
12	1	2013	1	15	5720	11.28	22	50715	3271	2449	57.19	42.81
8	4	2013	1	15	5701	11.24	23	50715	3063	2638	53.73	46.27
11	30	2013	7	15	5685	11.21	24	50715	3090	2595	54.35	45.65
8	4	2013	1	14	5679	11.20	25	50715	3080	2599	54.23	45.77
7	21	2013	1	14	5676	11.19	26	50715	3105	2571	54.70	45.30
12	1	2013	1	14	5667	11.17	27	50715	3378	2289	59.61	40.39
12	1	2013	1	13	5666	11.17	28	50715	3163	2503	55.82	44.18
12	1	2013	1	16	5659	11.16	29	50715	2931	2728	51.79	48.21
7	28	2013	1	18	5656	11.15	30	50715	2732	2924	48.30	51.70
8	17	2013	7	12	5637	11.12	31	50715	2830	2807	50.20	49.80
11	30	2013	7	13	5622	11.09	32	50715	2984	2638	53.08	46.92
7	7	2013	1	17	5594	11.03	33	50715	2827	2767	50.54	49.46
5	27	2013	2	16	5528	10.90	34	50715	2830	2698	51.19	48.81
7	21	2013	1	18	5520	10.88	35	50715	2689	2831	48.71	51.29
8	11	2013	1	17	5517	10.88	36	50715	2820	2697	51.11	48.89
8	18	2013	1	18	5512	10.87	37	50715	2696	2816	48.91	51.09
8	4	2013	1	13	5503	10.85	38	50715	2864	2639	52.04	47.96
7	21	2013	1	16	5502	10.85	39	50715	2880	2622	52.34	47.66
7	14	2013	1	15	5491	10.83	40	50715	2894	2597	52.70	47.30
11	27	2013	4	14	5474	10.79	41	50715	2790	2684	50.97	49.03
7	7	2013	1	13	5468	10.78	42	50715	2860	2608	52.30	47.70
7	19	2013	6	14	5460	10.77	43	50715	2736	2724	50.11	49.89
8	10	2013	7	12	5457	10.76	44	50715	2690	2767	49.29	50.71
8	24	2013	7	12	5440	10.73	45	50715	2712	2728	49.85	50.15
11	30	2013	7	16	5431	10.71	46	50715	2851	2580	52.49	47.51
12	1	2013	1	17	5429	10.70	47	50715	2821	2608	51.96	48.04
7	28	2013	1	15	5425	10.70	48	50715	2306	3119	42.51	57.49
8	11	2013	1	18	5418	10.68	49	50715	2651	2767	48.93	51.07
7	14	2013	1	16	5411	10.67	50	50715	2805	2606	51.84	48.16
8	4	2013	1	18	5392	10.63	51	50715	2695	2697	49.98	50.02
8	31	2013	7	11	5378	10.60	52	50715	2764	2614	51.39	48.61
7	27	2013	7	12	5377	10.60	53	50715	2530	2847	47.05	52.95

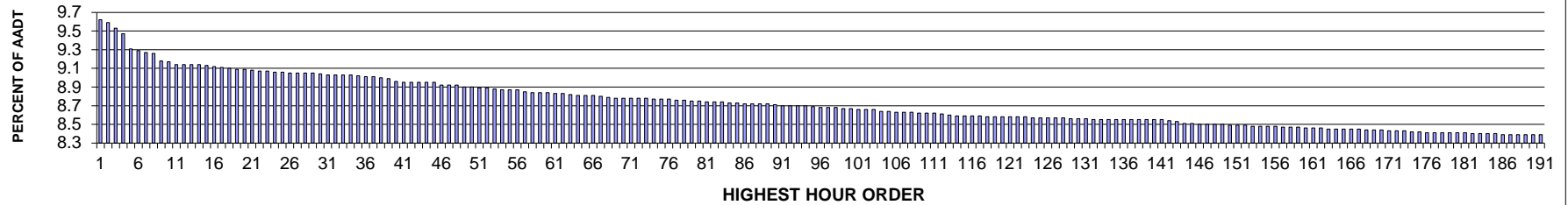
MO	DY	YR	DAY OF WK	HR	HR VOL	PERCENT OF AADT	HOUR NUMBER	AADT	NORTH VOLUME	SOUTH VOLUME	PERCENT NORTH IS OF TOTAL VOLUME	PERCENT SOUTH IS OF TOTAL VOLUME
6	23	2013	1	16	5369	10.59	54	50715	2907	2462	54.14	45.86
8	18	2013	1	19	5369	10.59	55	50715	2506	2863	46.68	53.32
8	3	2013	7	12	5346	10.54	56	50715	2533	2813	47.38	52.62
8	16	2013	6	13	5345	10.54	57	50715	2657	2688	49.71	50.29
11	30	2013	7	12	5345	10.54	58	50715	2822	2523	52.80	47.20
11	27	2013	4	15	5343	10.54	59	50715	2694	2649	50.42	49.58
7	14	2013	1	13	5310	10.47	60	50715	2687	2623	50.60	49.40
11	27	2013	4	16	5308	10.47	61	50715	2636	2672	49.66	50.34
7	19	2013	6	15	5302	10.45	62	50715	2770	2532	52.24	47.76
7	14	2013	1	14	5276	10.40	63	50715	2781	2495	52.71	47.29
7	26	2013	6	13	5274	10.40	64	50715	2581	2693	48.94	51.06
6	23	2013	1	14	5260	10.37	65	50715	2922	2338	55.55	44.45
7	14	2013	1	17	5256	10.36	66	50715	2750	2506	52.32	47.68
11	28	2013	5	13	5248	10.35	67	50715	2456	2792	46.80	53.20
7	19	2013	6	13	5241	10.33	68	50715	2727	2514	52.03	47.97
6	23	2013	1	15	5219	10.29	69	50715	2870	2349	54.99	45.01
8	23	2013	6	15	5217	10.29	70	50715	2647	2570	50.74	49.26
6	30	2013	1	17	5215	10.28	71	50715	2790	2425	53.50	46.50
8	17	2013	7	11	5214	10.28	72	50715	2598	2616	49.83	50.17
7	14	2013	1	18	5201	10.26	73	50715	2704	2497	51.99	48.01
8	3	2013	7	13	5195	10.24	74	50715	2453	2742	47.22	52.78
5	25	2013	7	12	5194	10.24	75	50715	2430	2764	46.78	53.22
8	9	2013	6	15	5189	10.23	76	50715	2675	2514	51.55	48.45
7	14	2013	1	19	5187	10.23	77	50715	2678	2509	51.63	48.37
8	17	2013	7	14	5177	10.21	78	50715	2784	2393	53.78	46.22
12	28	2013	7	13	5169	10.19	79	50715	2415	2754	46.72	53.28
6	23	2013	1	17	5167	10.19	80	50715	2850	2317	55.16	44.84
8	10	2013	7	13	5167	10.19	81	50715	2548	2619	49.31	50.69
7	26	2013	6	15	5160	10.17	82	50715	2689	2471	52.11	47.89
8	9	2013	6	12	5158	10.17	83	50715	2597	2561	50.35	49.65
8	18	2013	1	12	5156	10.17	84	50715	2665	2491	51.69	48.31
5	27	2013	2	14	5147	10.15	85	50715	2858	2289	55.53	44.47
7	28	2013	1	12	5139	10.13	86	50715	2741	2398	53.34	46.66
3	31	2013	1	17	5136	10.13	87	50715	2751	2385	53.56	46.44
8	16	2013	6	12	5133	10.12	88	50715	2520	2613	49.09	50.91
7	19	2013	6	12	5121	10.10	89	50715	2692	2429	52.57	47.43
7	20	2013	7	12	5119	10.09	90	50715	2500	2619	48.84	51.16
7	7	2013	1	18	5118	10.09	91	50715	2617	2501	51.13	48.87
12	26	2013	5	15	5115	10.09	92	50715	2308	2807	45.12	54.88
8	23	2013	6	14	5114	10.08	93	50715	2602	2512	50.88	49.12
7	19	2013	6	16	5108	10.07	94	50715	2635	2473	51.59	48.41

MO	DY	YR	DAY OF WK	HR	HR VOL	PERCENT OF AADT	HOUR NUMBER	AADT	NORTH VOLUME	SOUTH VOLUME	PERCENT NORTH IS OF TOTAL VOLUME	PERCENT SOUTH IS OF TOTAL VOLUME
8	17	2013	7	13	5108	10.07	95	50715	2571	2537	50.33	49.67
8	30	2013	6	12	5096	10.05	96	50715	2534	2562	49.73	50.27
5	27	2013	2	17	5092	10.04	97	50715	2537	2555	49.82	50.18
12	26	2013	5	14	5089	10.03	98	50715	2465	2624	48.44	51.56
11	27	2013	4	17	5087	10.03	99	50715	2493	2594	49.01	50.99
8	16	2013	6	15	5086	10.03	100	50715	2554	2532	50.22	49.78
7	27	2013	7	11	5085	10.03	101	50715	2621	2464	51.54	48.46
12	26	2013	5	13	5085	10.03	102	50715	2447	2638	48.12	51.88
8	30	2013	6	16	5083	10.02	103	50715	2480	2603	48.79	51.21
7	21	2013	1	19	5076	10.01	104	50715	2530	2546	49.84	50.16
8	16	2013	6	14	5070	10.00	105	50715	2617	2453	51.62	48.38
11	29	2013	6	13	5067	9.99	106	50715	2367	2700	46.71	53.29
3	31	2013	1	18	5057	9.97	107	50715	2545	2512	50.33	49.67
8	30	2013	6	15	5048	9.95	108	50715	2595	2453	51.41	48.59
12	28	2013	7	14	5039	9.94	109	50715	2460	2579	48.82	51.18
5	27	2013	2	15	5036	9.93	110	50715	2781	2255	55.22	44.78
6	30	2013	1	14	5032	9.92	111	50715	2727	2305	54.19	45.81
6	30	2013	1	15	5032	9.92	112	50715	2705	2327	53.76	46.24
6	16	2013	1	16	5029	9.92	113	50715	2751	2278	54.70	45.30
6	16	2013	1	15	5021	9.90	114	50715	2718	2303	54.13	45.87
8	31	2013	7	13	5021	9.90	115	50715	2679	2342	53.36	46.64
8	24	2013	7	11	5009	9.88	116	50715	2604	2405	51.99	48.01
8	24	2013	7	13	5008	9.87	117	50715	2498	2510	49.88	50.12
12	27	2013	6	16	5008	9.87	118	50715	2419	2589	48.30	51.70
7	21	2013	1	13	5006	9.87	119	50715	2691	2315	53.76	46.24
8	9	2013	6	16	5005	9.87	120	50715	2466	2539	49.27	50.73
6	30	2013	1	16	5004	9.87	121	50715	2709	2295	54.14	45.86
6	21	2013	6	15	5001	9.86	122	50715	2550	2451	50.99	49.01
7	28	2013	1	19	5000	9.86	123	50715	2513	2487	50.26	49.74
7	12	2013	6	15	4996	9.85	124	50715	2543	2453	50.90	49.10
8	3	2013	7	14	4990	9.84	125	50715	2443	2547	48.96	51.04
6	15	2013	7	12	4989	9.84	126	50715	2316	2673	46.42	53.58
7	26	2013	6	12	4989	9.84	127	50715	2616	2373	52.44	47.56
7	13	2013	7	12	4974	9.81	128	50715	2374	2600	47.73	52.27
6	16	2013	1	17	4973	9.81	129	50715	2637	2336	53.03	46.97
8	9	2013	6	14	4973	9.81	130	50715	2650	2323	53.29	46.71
7	27	2013	7	13	4972	9.80	131	50715	2408	2564	48.43	51.57
7	26	2013	6	14	4968	9.80	132	50715	2449	2519	49.30	50.70
8	4	2013	1	12	4966	9.79	133	50715	2578	2388	51.91	48.09
8	10	2013	7	11	4960	9.78	134	50715	2541	2419	51.23	48.77
8	23	2013	6	12	4959	9.78	135	50715	2493	2466	50.27	49.73

MO	DY	YR	DAY OF WK	HR	HR VOL	PERCENT OF AADT	HOUR NUMBER	AADT	NORTH VOLUME	SOUTH VOLUME	PERCENT NORTH IS OF TOTAL VOLUME	PERCENT SOUTH IS OF TOTAL VOLUME
8	30	2013	6	13	4959	9.78	136	50715	2474	2485	49.89	50.11
12	26	2013	5	16	4957	9.77	137	50715	2184	2773	44.06	55.94
8	23	2013	6	13	4955	9.77	138	50715	2480	2475	50.05	49.95
12	27	2013	6	13	4951	9.76	139	50715	2284	2667	46.13	53.87
11	29	2013	6	14	4950	9.76	140	50715	2375	2575	47.98	52.02
6	30	2013	1	18	4944	9.75	141	50715	2652	2292	53.64	46.36
12	27	2013	6	15	4940	9.74	142	50715	2465	2475	49.90	50.10
8	23	2013	6	16	4937	9.73	143	50715	2400	2537	48.61	51.39
10	11	2013	6	15	4933	9.73	144	50715	2451	2482	49.69	50.31
11	29	2013	6	15	4933	9.73	145	50715	2228	2705	45.17	54.83
8	3	2013	7	11	4927	9.72	146	50715	2364	2563	47.98	52.02
8	16	2013	6	16	4926	9.71	147	50715	2468	2458	50.10	49.90
12	27	2013	6	14	4921	9.70	148	50715	2444	2477	49.66	50.34
7	12	2013	6	16	4920	9.70	149	50715	2496	2424	50.73	49.27
6	16	2013	1	14	4917	9.70	150	50715	2636	2281	53.61	46.39
12	26	2013	5	12	4916	9.69	151	50715	2330	2586	47.40	52.60
6	16	2013	1	18	4910	9.68	152	50715	2546	2364	51.85	48.15
8	17	2013	7	15	4909	9.68	153	50715	2548	2361	51.90	48.10
6	23	2013	1	18	4908	9.68	154	50715	2670	2238	54.40	45.60
11	27	2013	4	13	4906	9.67	155	50715	2217	2689	45.19	54.81
7	14	2013	1	12	4904	9.67	156	50715	2479	2425	50.55	49.45
3	29	2013	6	16	4902	9.67	157	50715	2233	2669	45.55	54.45
7	12	2013	6	13	4902	9.67	158	50715	2416	2486	49.29	50.71
12	1	2013	1	12	4895	9.65	159	50715	2886	2009	58.96	41.04
6	14	2013	6	15	4892	9.65	160	50715	2444	2448	49.96	50.04
8	4	2013	1	16	4884	9.63	161	50715	2951	1933	60.42	39.58
11	29	2013	6	16	4883	9.63	162	50715	2103	2780	43.07	56.93
8	31	2013	7	14	4882	9.63	163	50715	2390	2492	48.96	51.04
10	11	2013	6	16	4882	9.63	164	50715	2436	2446	49.90	50.10
11	30	2013	7	17	4882	9.63	165	50715	2685	2197	55.00	45.00
5	24	2013	6	17	4880	9.62	166	50715	2548	2332	52.21	47.79
7	5	2013	6	14	4880	9.62	167	50715	2324	2556	47.62	52.38
6	30	2013	1	13	4876	9.61	168	50715	2592	2284	53.16	46.84
7	21	2013	1	17	4875	9.61	169	50715	2799	2076	57.42	42.58
8	11	2013	1	12	4871	9.60	170	50715	2493	2378	51.18	48.82
7	5	2013	6	13	4867	9.60	171	50715	2419	2448	49.70	50.30
5	12	2013	1	17	4866	9.59	172	50715	2583	2283	53.08	46.92
7	19	2013	6	17	4862	9.59	173	50715	2480	2382	51.01	48.99
8	30	2013	6	17	4857	9.58	174	50715	2421	2436	49.85	50.15
8	9	2013	6	13	4854	9.57	175	50715	2594	2260	53.44	46.56
8	30	2013	6	18	4849	9.56	176	50715	2479	2370	51.12	48.88

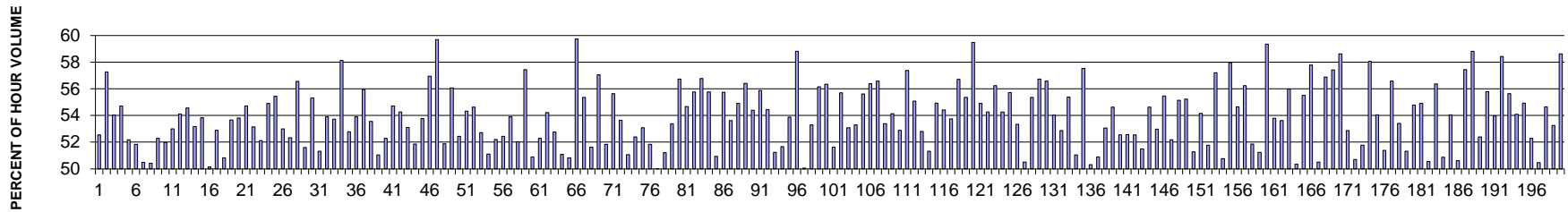
MO	DY	YR	DAY OF WK	HR	HR VOL	PERCENT OF AADT	HOUR NUMBER	AADT	NORTH VOLUME	SOUTH VOLUME	PERCENT NORTH IS OF TOTAL VOLUME	PERCENT SOUTH IS OF TOTAL VOLUME
8	30	2013	6	14	4848	9.56	177	50715	2401	2447	49.53	50.47
6	14	2013	6	14	4838	9.54	178	50715	2468	2370	51.01	48.99
6	23	2013	1	13	4834	9.53	179	50715	2616	2218	54.12	45.88
11	29	2013	6	12	4832	9.53	180	50715	2309	2523	47.79	52.21
5	25	2013	7	11	4831	9.53	181	50715	2375	2456	49.16	50.84
8	23	2013	6	17	4827	9.52	182	50715	2541	2286	52.64	47.36
5	27	2013	2	13	4816	9.50	183	50715	2544	2272	52.82	47.18
7	12	2013	6	17	4816	9.50	184	50715	2485	2331	51.60	48.40
7	21	2013	1	12	4815	9.49	185	50715	2729	2086	56.68	43.32
7	12	2013	6	14	4813	9.49	186	50715	2639	2174	54.83	45.17
7	6	2013	7	14	4811	9.49	187	50715	2347	2464	48.78	51.22
11	27	2013	4	12	4802	9.47	188	50715	2444	2358	50.90	49.10
5	25	2013	7	13	4800	9.46	189	50715	2265	2535	47.19	52.81
6	15	2013	7	11	4799	9.46	190	50715	2270	2529	47.30	52.70
10	11	2013	6	14	4794	9.45	191	50715	2403	2391	50.13	49.87
8	16	2013	6	17	4793	9.45	192	50715	2498	2295	52.12	47.88
7	26	2013	6	17	4791	9.45	193	50715	2541	2250	53.04	46.96
7	26	2013	6	16	4785	9.44	194	50715	2436	2349	50.91	49.09
7	20	2013	7	11	4784	9.43	195	50715	2434	2350	50.88	49.12
12	28	2013	7	15	4777	9.42	196	50715	2295	2482	48.04	51.96
8	4	2013	1	19	4775	9.42	197	50715	2418	2357	50.64	49.36
12	28	2013	7	12	4775	9.42	198	50715	2276	2499	47.66	52.34
8	10	2013	7	14	4768	9.40	199	50715	2396	2372	50.25	49.75
5	19	2013	1	16	4764	9.39	200	50715	2633	2131	55.27	44.73

**SR 005 MP 207.78 MARYSVILLE ADC SITE R001
K FOR PEAK 200 HOURS OF 2013**



AADT= 85206 K 30 FACTOR= 9.04 K 100 FACTOR= 8.67 K 200 FACTOR= 8.38 D 30 FACTOR= 55.32

**SR 005 MP 207.78 MARYSVILLE ADC SITE R001
D % IN THE PEAK 200 HOURS OF 2013**



MO	DY	YR	DAY OF WK	HR	HR VOL	PERCENT OF AADT	HOUR NUMBER	AADT	NORTH VOLUME	SOUTH VOLUME	PERCENT NORTH IS OF TOTAL VOLUME	PERCENT SOUTH IS OF TOTAL VOLUME
8	18	2013	1	17	8196	9.62	1	85206	3889	4307	47.45	52.55
4	28	2013	1	17	8172	9.59	2	85206	3492	4680	42.73	57.27
8	25	2013	1	15	8123	9.53	3	85206	3735	4388	45.98	54.02
8	25	2013	1	17	8071	9.47	4	85206	3655	4416	45.29	54.71
8	18	2013	1	15	7929	9.31	5	85206	3792	4137	47.82	52.18
8	25	2013	1	16	7913	9.29	6	85206	3812	4101	48.17	51.83
7	27	2013	7	13	7899	9.27	7	85206	3911	3988	49.51	50.49
8	17	2013	7	12	7888	9.26	8	85206	3977	3911	50.42	49.58
8	3	2013	7	17	7818	9.18	9	85206	3729	4089	47.70	52.30
8	11	2013	1	16	7817	9.17	10	85206	3753	4064	48.01	51.99
8	11	2013	1	15	7790	9.14	11	85206	3661	4129	47.00	53.00
8	11	2013	1	17	7785	9.14	12	85206	3572	4213	45.88	54.12

MO	DY	YR	DAY OF WK	HR	HR VOL	PERCENT OF AADT	HOUR NUMBER	AADT	NORTH VOLUME	SOUTH VOLUME	PERCENT NORTH IS OF TOTAL VOLUME	PERCENT SOUTH IS OF TOTAL VOLUME
8	18	2013	1	14	7785	9.14	13	85206	3537	4248	45.43	54.57
8	4	2013	1	15	7784	9.14	14	85206	3646	4138	46.84	53.16
8	4	2013	1	16	7778	9.13	15	85206	3590	4188	46.16	53.84
8	3	2013	7	16	7775	9.12	16	85206	3876	3899	49.85	50.15
8	3	2013	7	12	7760	9.11	17	85206	4105	3655	52.90	47.10
8	18	2013	1	16	7753	9.10	18	85206	3812	3941	49.17	50.83
4	28	2013	1	16	7747	9.09	19	85206	3590	4157	46.34	53.66
4	26	2013	6	16	7741	9.09	20	85206	4166	3575	53.82	46.18
8	11	2013	1	14	7734	9.08	21	85206	3503	4231	45.29	54.71
7	19	2013	6	17	7727	9.07	22	85206	4107	3620	53.15	46.85
8	17	2013	7	13	7727	9.07	23	85206	4027	3700	52.12	47.88
8	23	2013	6	16	7723	9.06	24	85206	4240	3483	54.90	45.10
8	9	2013	6	16	7720	9.06	25	85206	4281	3439	55.45	44.55
4	26	2013	6	17	7715	9.05	26	85206	4088	3627	52.99	47.01
8	4	2013	1	13	7715	9.05	27	85206	3678	4037	47.67	52.33
8	4	2013	1	17	7712	9.05	28	85206	3350	4362	43.44	56.56
8	10	2013	7	16	7710	9.05	29	85206	3978	3732	51.60	48.40
8	23	2013	6	17	7704	9.04	30	85206	4262	3442	55.32	44.68
8	17	2013	7	14	7697	9.03	31	85206	3950	3747	51.32	48.68
8	11	2013	1	13	7695	9.03	32	85206	3548	4147	46.11	53.89
8	4	2013	1	14	7693	9.03	33	85206	3560	4133	46.28	53.72
8	9	2013	6	18	7692	9.03	34	85206	4471	3221	58.13	41.87
8	3	2013	7	11	7689	9.02	35	85206	4059	3630	52.79	47.21
7	21	2013	1	17	7679	9.01	36	85206	3540	4139	46.10	53.90
8	18	2013	1	18	7678	9.01	37	85206	3384	4294	44.07	55.93
7	21	2013	1	14	7665	9.00	38	85206	3560	4105	46.44	53.56
8	31	2013	7	12	7659	8.99	39	85206	3909	3750	51.04	48.96
8	3	2013	7	14	7632	8.96	40	85206	3990	3642	52.28	47.72
8	16	2013	6	16	7629	8.95	41	85206	4174	3455	54.71	45.29
8	23	2013	6	15	7624	8.95	42	85206	4137	3487	54.26	45.74
8	25	2013	1	14	7624	8.95	43	85206	3576	4048	46.90	53.10
7	21	2013	1	15	7623	8.95	44	85206	3669	3954	48.13	51.87
11	28	2013	5	12	7622	8.95	45	85206	4098	3524	53.77	46.23
8	4	2013	1	18	7604	8.92	46	85206	3274	4330	43.06	56.94
9	15	2013	1	15	7602	8.92	47	85206	3064	4538	40.31	59.69
8	31	2013	7	13	7600	8.92	48	85206	3944	3656	51.89	48.11
8	9	2013	6	17	7581	8.90	49	85206	4250	3331	56.06	43.94
8	23	2013	6	14	7580	8.90	50	85206	3974	3606	52.43	47.57
7	28	2013	1	17	7579	8.89	51	85206	3461	4118	45.67	54.33
10	25	2013	6	17	7579	8.89	52	85206	4140	3439	54.62	45.38
8	3	2013	7	13	7563	8.88	53	85206	3987	3576	52.72	47.28

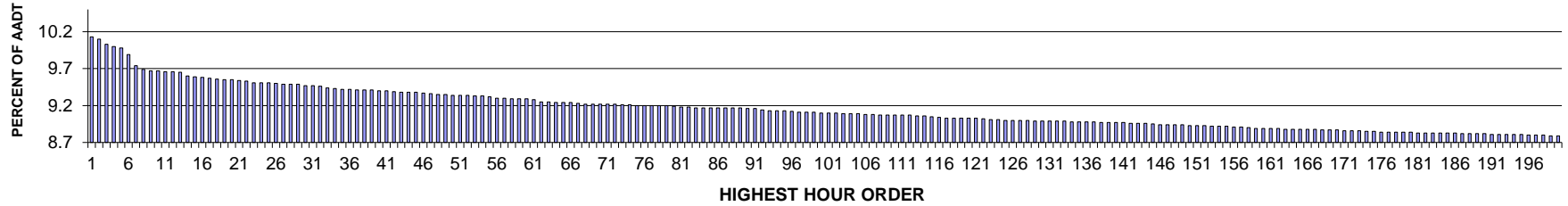
MO	DY	YR	DAY OF WK	HR	HR VOL	PERCENT OF AADT	HOUR NUMBER	AADT	NORTH VOLUME	SOUTH VOLUME	PERCENT NORTH IS OF TOTAL VOLUME	PERCENT SOUTH IS OF TOTAL VOLUME
8	24	2013	7	15	7556	8.87	54	85206	3862	3694	51.11	48.89
11	28	2013	5	13	7556	8.87	55	85206	3945	3611	52.21	47.79
8	31	2013	7	14	7554	8.87	56	85206	3962	3592	52.45	47.55
8	25	2013	1	13	7537	8.85	57	85206	3474	4063	46.09	53.91
4	21	2013	1	16	7536	8.84	58	85206	3614	3922	47.96	52.04
8	16	2013	6	18	7529	8.84	59	85206	4325	3204	57.44	42.56
4	20	2013	7	15	7528	8.84	60	85206	3831	3697	50.89	49.11
7	20	2013	7	12	7527	8.83	61	85206	3936	3591	52.29	47.71
8	5	2013	2	17	7521	8.83	62	85206	4079	3442	54.23	45.77
7	28	2013	1	14	7519	8.82	63	85206	3552	3967	47.24	52.76
8	17	2013	7	15	7510	8.81	64	85206	3836	3674	51.08	48.92
8	17	2013	7	16	7508	8.81	65	85206	3816	3692	50.83	49.17
9	15	2013	1	16	7504	8.81	66	85206	3021	4483	40.26	59.74
7	26	2013	6	17	7496	8.80	67	85206	4149	3347	55.35	44.65
8	31	2013	7	11	7489	8.79	68	85206	3866	3623	51.62	48.38
9	27	2013	6	17	7485	8.78	69	85206	4270	3215	57.05	42.95
8	10	2013	7	13	7484	8.78	70	85206	3879	3605	51.83	48.17
5	17	2013	6	16	7480	8.78	71	85206	4162	3318	55.64	44.36
7	20	2013	7	13	7480	8.78	72	85206	4012	3468	53.64	46.36
8	24	2013	7	13	7480	8.78	73	85206	3819	3661	51.06	48.94
7	21	2013	1	13	7476	8.77	74	85206	3559	3917	47.61	52.39
7	19	2013	6	14	7474	8.77	75	85206	3967	3507	53.08	46.92
8	24	2013	7	16	7473	8.77	76	85206	3874	3599	51.84	48.16
4	27	2013	7	15	7465	8.76	77	85206	3734	3731	50.02	49.98
4	28	2013	1	15	7463	8.76	78	85206	3822	3641	51.21	48.79
7	28	2013	1	18	7459	8.75	79	85206	3477	3982	46.61	53.39
8	30	2013	6	15	7453	8.75	80	85206	4228	3225	56.73	43.27
11	8	2013	6	17	7449	8.74	81	85206	4073	3376	54.68	45.32
4	28	2013	1	18	7446	8.74	82	85206	3294	4152	44.24	55.76
10	11	2013	6	17	7444	8.74	83	85206	4227	3217	56.78	43.22
8	11	2013	1	18	7439	8.73	84	85206	3290	4149	44.23	55.77
8	24	2013	7	12	7436	8.73	85	85206	3648	3788	49.06	50.94
7	12	2013	6	17	7433	8.72	86	85206	4144	3289	55.75	44.25
8	3	2013	7	15	7433	8.72	87	85206	3986	3447	53.63	46.37
10	11	2013	6	16	7432	8.72	88	85206	4080	3352	54.90	45.10
8	16	2013	6	17	7430	8.72	89	85206	4192	3238	56.42	43.58
5	10	2013	6	17	7422	8.71	90	85206	4037	3385	54.39	45.61
4	26	2013	6	18	7414	8.70	91	85206	4143	3271	55.88	44.12
7	28	2013	1	16	7412	8.70	92	85206	3378	4034	45.57	54.43
7	21	2013	1	16	7411	8.70	93	85206	3614	3797	48.77	51.23
8	2	2013	6	16	7410	8.70	94	85206	3829	3581	51.67	48.33

MO	DY	YR	DAY OF WK	HR	HR VOL	PERCENT OF AADT	HOUR NUMBER	AADT	NORTH VOLUME	SOUTH VOLUME	PERCENT NORTH IS OF TOTAL VOLUME	PERCENT SOUTH IS OF TOTAL VOLUME
7	28	2013	1	15	7407	8.69	95	85206	3416	3991	46.12	53.88
8	30	2013	6	17	7397	8.68	96	85206	4351	3046	58.82	41.18
8	24	2013	7	17	7395	8.68	97	85206	3694	3701	49.95	50.05
4	21	2013	1	13	7392	8.68	98	85206	3939	3453	53.29	46.71
4	27	2013	7	17	7388	8.67	99	85206	3240	4148	43.85	56.15
7	19	2013	6	18	7386	8.67	100	85206	4161	3225	56.34	43.66
8	24	2013	7	14	7381	8.66	101	85206	3810	3571	51.62	48.38
7	12	2013	6	16	7380	8.66	102	85206	4111	3269	55.70	44.30
8	10	2013	7	12	7378	8.66	103	85206	3917	3461	53.09	46.91
8	30	2013	6	14	7364	8.64	104	85206	3924	3440	53.29	46.71
10	25	2013	6	16	7362	8.64	105	85206	4094	3268	55.61	44.39
5	17	2013	6	17	7355	8.63	106	85206	4147	3208	56.38	43.62
8	8	2013	5	17	7351	8.63	107	85206	4160	3191	56.59	43.41
8	16	2013	6	15	7351	8.63	108	85206	3924	3427	53.38	46.62
8	9	2013	6	15	7344	8.62	109	85206	3976	3368	54.14	45.86
4	27	2013	7	16	7343	8.62	110	85206	3460	3883	47.12	52.88
9	13	2013	6	17	7342	8.62	111	85206	4213	3129	57.38	42.62
7	7	2013	1	15	7333	8.61	112	85206	3294	4039	44.92	55.08
9	1	2013	1	15	7324	8.60	113	85206	3868	3456	52.81	47.19
8	16	2013	6	14	7321	8.59	114	85206	3757	3564	51.32	48.68
4	21	2013	1	17	7320	8.59	115	85206	3300	4020	45.08	54.92
7	27	2013	7	12	7318	8.59	116	85206	3982	3336	54.41	45.59
6	28	2013	6	17	7317	8.59	117	85206	3932	3385	53.74	46.26
8	30	2013	6	16	7314	8.58	118	85206	4148	3166	56.71	43.29
8	11	2013	1	12	7313	8.58	119	85206	3265	4048	44.65	55.35
8	30	2013	6	18	7311	8.58	120	85206	4348	2963	59.47	40.53
8	29	2013	5	17	7309	8.58	121	85206	4013	3296	54.90	45.10
4	26	2013	6	15	7308	8.58	122	85206	3965	3343	54.26	45.74
8	23	2013	6	18	7307	8.58	123	85206	4109	3198	56.23	43.77
7	26	2013	6	15	7306	8.57	124	85206	3965	3341	54.27	45.73
8	2	2013	6	18	7303	8.57	125	85206	4069	3234	55.72	44.28
4	20	2013	7	16	7300	8.57	126	85206	3406	3894	46.66	53.34
6	29	2013	7	12	7298	8.57	127	85206	3612	3686	49.49	50.51
7	26	2013	6	16	7298	8.57	128	85206	4040	3258	55.36	44.64
8	18	2013	1	13	7295	8.56	129	85206	3156	4139	43.26	56.74
7	7	2013	1	14	7294	8.56	130	85206	3167	4127	43.42	56.58
8	31	2013	7	15	7291	8.56	131	85206	3939	3352	54.03	45.97
9	1	2013	1	14	7289	8.55	132	85206	3853	3436	52.86	47.14
10	4	2013	6	17	7288	8.55	133	85206	4037	3251	55.39	44.61
9	1	2013	1	12	7287	8.55	134	85206	3567	3720	48.95	51.05
4	5	2013	6	17	7286	8.55	135	85206	4191	3095	57.52	42.48

MO	DY	YR	DAY OF WK	HR	HR VOL	PERCENT OF AADT	HOUR NUMBER	AADT	NORTH VOLUME	SOUTH VOLUME	PERCENT NORTH IS OF TOTAL VOLUME	PERCENT SOUTH IS OF TOTAL VOLUME
4	20	2013	7	12	7284	8.55	136	85206	3619	3665	49.68	50.32
4	27	2013	7	14	7284	8.55	137	85206	3707	3577	50.89	49.11
7	13	2013	7	16	7283	8.55	138	85206	3864	3419	53.06	46.94
8	10	2013	7	15	7282	8.55	139	85206	3978	3304	54.63	45.37
12	1	2013	1	16	7282	8.55	140	85206	3826	3456	52.54	47.46
8	10	2013	7	17	7281	8.55	141	85206	3827	3454	52.56	47.44
7	21	2013	1	18	7278	8.54	142	85206	3454	3824	47.46	52.54
4	21	2013	1	15	7264	8.53	143	85206	3740	3524	51.49	48.51
8	2	2013	6	17	7255	8.51	144	85206	3963	3292	54.62	45.38
4	28	2013	1	14	7250	8.51	145	85206	3841	3409	52.98	47.02
6	14	2013	6	17	7245	8.50	146	85206	4018	3227	55.46	44.54
8	9	2013	6	14	7245	8.50	147	85206	3781	3464	52.19	47.81
11	8	2013	6	16	7241	8.50	148	85206	3993	3248	55.14	44.86
11	28	2013	5	14	7239	8.50	149	85206	3999	3240	55.24	44.76
8	23	2013	6	13	7237	8.49	150	85206	3712	3525	51.29	48.71
7	14	2013	1	17	7232	8.49	151	85206	3316	3916	45.85	54.15
4	20	2013	7	13	7230	8.49	152	85206	3743	3487	51.77	48.23
9	27	2013	6	16	7229	8.48	153	85206	4136	3093	57.21	42.79
8	17	2013	7	11	7226	8.48	154	85206	3558	3668	49.24	50.76
7	12	2013	6	18	7225	8.48	155	85206	4187	3038	57.95	42.05
11	8	2013	6	18	7223	8.48	156	85206	3948	3275	54.66	45.34
10	13	2013	1	18	7219	8.47	157	85206	4059	3160	56.23	43.77
7	19	2013	6	15	7217	8.47	158	85206	3743	3474	51.86	48.14
5	12	2013	1	16	7213	8.47	159	85206	3696	3517	51.24	48.76
11	11	2013	2	17	7212	8.46	160	85206	4281	2931	59.36	40.64
8	31	2013	7	16	7211	8.46	161	85206	3879	3332	53.79	46.21
8	29	2013	5	16	7205	8.46	162	85206	3863	3342	53.62	46.38
10	18	2013	6	17	7204	8.45	163	85206	4033	3171	55.98	44.02
8	24	2013	7	11	7201	8.45	164	85206	3575	3626	49.65	50.35
8	1	2013	5	17	7200	8.45	165	85206	3996	3204	55.50	44.50
9	20	2013	6	17	7199	8.45	166	85206	4160	3039	57.79	42.21
6	30	2013	1	15	7197	8.45	167	85206	3562	3635	49.49	50.51
7	26	2013	6	18	7195	8.44	168	85206	4093	3102	56.89	43.11
8	14	2013	4	17	7193	8.44	169	85206	4131	3062	57.43	42.57
9	20	2013	6	18	7189	8.44	170	85206	4215	2974	58.63	41.37
8	30	2013	6	13	7187	8.43	171	85206	3799	3388	52.86	47.14
4	21	2013	1	14	7186	8.43	172	85206	3543	3643	49.30	50.70
4	20	2013	7	14	7182	8.43	173	85206	3718	3464	51.77	48.23
5	3	2013	6	17	7174	8.42	174	85206	4165	3009	58.06	41.94
8	4	2013	1	12	7172	8.42	175	85206	3295	3877	45.94	54.06
11	9	2013	7	15	7170	8.41	176	85206	3486	3684	48.62	51.38

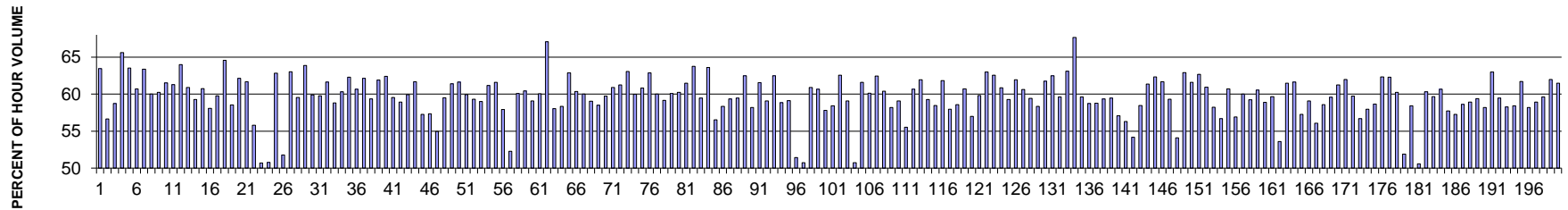
MO	DY	YR	DAY OF WK	HR	HR VOL	PERCENT OF AADT	HOUR NUMBER	AADT	NORTH VOLUME	SOUTH VOLUME	PERCENT NORTH IS OF TOTAL VOLUME	PERCENT SOUTH IS OF TOTAL VOLUME
4	21	2013	1	18	7169	8.41	177	85206	3112	4057	43.41	56.59
7	28	2013	1	13	7167	8.41	178	85206	3339	3828	46.59	53.41
8	10	2013	7	11	7166	8.41	179	85206	3678	3488	51.33	48.67
4	19	2013	6	17	7165	8.41	180	85206	3924	3241	54.77	45.23
8	10	2013	7	14	7164	8.41	181	85206	3934	3230	54.91	45.09
7	20	2013	7	17	7161	8.40	182	85206	3619	3542	50.54	49.46
8	25	2013	1	12	7161	8.40	183	85206	3124	4037	43.63	56.37
11	30	2013	7	15	7156	8.40	184	85206	3516	3640	49.13	50.87
7	20	2013	7	14	7154	8.40	185	85206	3866	3288	54.04	45.96
7	5	2013	6	13	7152	8.39	186	85206	3532	3620	49.38	50.62
9	20	2013	6	16	7152	8.39	187	85206	4108	3044	57.44	42.56
8	28	2013	4	17	7150	8.39	188	85206	4205	2945	58.81	41.19
9	1	2013	1	16	7149	8.39	189	85206	3746	3403	52.40	47.60
5	10	2013	6	16	7147	8.39	190	85206	3987	3160	55.79	44.21
4	27	2013	7	13	7146	8.39	191	85206	3857	3289	53.97	46.03
6	21	2013	6	17	7146	8.39	192	85206	4175	2971	58.42	41.58
6	28	2013	6	16	7146	8.39	193	85206	3975	3171	55.63	44.37
4	27	2013	7	12	7145	8.39	194	85206	3865	3280	54.09	45.91
2	15	2013	6	17	7143	8.38	195	85206	3923	3220	54.92	45.08
4	14	2013	1	15	7143	8.38	196	85206	3736	3407	52.30	47.70
5	19	2013	1	17	7143	8.38	197	85206	3538	3605	49.53	50.47
7	19	2013	6	16	7142	8.38	198	85206	3904	3238	54.66	45.34
7	27	2013	7	15	7139	8.38	199	85206	3802	3337	53.26	46.74
11	11	2013	2	16	7137	8.38	200	85206	4184	2953	58.62	41.38

**SR 101 MP 362.02 MUD BAY ADC SITE R003E
K FOR PEAK 200 HOURS OF 2013**



AADT= 46250 K 30 FACTOR= 9.47 K 100 FACTOR= 9.10 K 200 FACTOR= 8.79 D 30 FACTOR= 59.90

**SR 101 MP 362.02 MUD BAY ADC SITE R003E
D % IN THE PEAK 200 HOURS OF 2013**



MO	DY	YR	DAY OF WK	HR	HR VOL	PERCENT OF AADT	HOUR NUMBER	AADT	EAST VOLUME	WEST VOLUME	PERCENT EAST IS OF TOTAL VOLUME	PERCENT WEST IS OF TOTAL VOLUME
7	7	2013	1	14	4686	10.13	1	46250	2973	1713	63.44	36.56
9	13	2013	6	17	4672	10.10	2	46250	2026	2646	43.36	56.64
6	7	2013	6	17	4638	10.03	3	46250	1914	2724	41.27	58.73
7	3	2013	4	18	4623	10.00	4	46250	1589	3034	34.37	65.63
6	7	2013	6	18	4616	9.98	5	46250	1683	2933	36.46	63.54
7	12	2013	6	17	4576	9.89	6	46250	1798	2778	39.29	60.71
7	7	2013	1	13	4504	9.74	7	46250	2855	1649	63.39	36.61
10	11	2013	6	17	4481	9.69	8	46250	1791	2690	39.97	60.03
10	24	2013	5	17	4473	9.67	9	46250	1779	2694	39.77	60.23
11	8	2013	6	17	4471	9.67	10	46250	1721	2750	38.49	61.51
3	29	2013	6	17	4468	9.66	11	46250	1729	2739	38.70	61.30
7	7	2013	1	15	4466	9.66	12	46250	2858	1608	63.99	36.01

MO	DY	YR	DAY OF WK	HR	HR VOL	PERCENT OF AADT	HOUR NUMBER	AADT	EAST VOLUME	WEST VOLUME	PERCENT EAST IS OF TOTAL VOLUME	PERCENT WEST IS OF TOTAL VOLUME
9	13	2013	6	18	4462	9.65	13	46250	1745	2717	39.11	60.89
10	25	2013	6	17	4438	9.60	14	46250	1807	2631	40.72	59.28
7	3	2013	4	16	4434	9.59	15	46250	1740	2694	39.24	60.76
6	7	2013	6	16	4431	9.58	16	46250	1858	2573	41.93	58.07
6	14	2013	6	18	4427	9.57	17	46250	1780	2647	40.21	59.79
5	24	2013	6	17	4423	9.56	18	46250	1566	2857	35.41	64.59
10	4	2013	6	17	4419	9.55	19	46250	1832	2587	41.46	58.54
9	6	2013	6	18	4415	9.55	20	46250	1672	2743	37.87	62.13
4	26	2013	6	18	4410	9.54	21	46250	1691	2719	38.34	61.66
9	13	2013	6	16	4406	9.53	22	46250	1947	2459	44.19	55.81
7	5	2013	6	14	4400	9.51	23	46250	2169	2231	49.30	50.70
7	6	2013	7	13	4399	9.51	24	46250	2234	2165	50.78	49.22
4	12	2013	6	18	4398	9.51	25	46250	1635	2763	37.18	62.82
7	5	2013	6	13	4394	9.50	26	46250	2276	2118	51.80	48.20
3	8	2013	6	18	4390	9.49	27	46250	1624	2766	36.99	63.01
6	14	2013	6	17	4389	9.49	28	46250	1775	2614	40.44	59.56
7	3	2013	4	17	4387	9.49	29	46250	1585	2802	36.13	63.87
4	12	2013	6	17	4381	9.47	30	46250	1757	2624	40.10	59.90
7	12	2013	6	18	4380	9.47	31	46250	1761	2619	40.21	59.79
7	19	2013	6	18	4373	9.46	32	46250	1677	2696	38.35	61.65
9	12	2013	5	17	4366	9.44	33	46250	1798	2568	41.18	58.82
3	8	2013	6	17	4362	9.43	34	46250	1730	2632	39.66	60.34
10	18	2013	6	17	4358	9.42	35	46250	1644	2714	37.72	62.28
7	19	2013	6	17	4355	9.42	36	46250	1713	2642	39.33	60.67
6	21	2013	6	17	4353	9.41	37	46250	1649	2704	37.88	62.12
10	18	2013	6	16	4351	9.41	38	46250	1769	2582	40.66	59.34
5	3	2013	6	18	4350	9.41	39	46250	1658	2692	38.11	61.89
5	31	2013	6	18	4347	9.40	40	46250	1635	2712	37.61	62.39
10	4	2013	6	18	4347	9.40	41	46250	1758	2589	40.44	59.56
5	3	2013	6	17	4345	9.39	42	46250	1784	2561	41.06	58.94
7	21	2013	1	14	4339	9.38	43	46250	2601	1738	59.94	40.06
5	24	2013	6	16	4338	9.38	44	46250	1662	2676	38.31	61.69
7	5	2013	6	17	4338	9.38	45	46250	1854	2484	42.74	57.26
5	31	2013	6	17	4333	9.37	46	46250	1849	2484	42.67	57.33
6	22	2013	7	12	4330	9.36	47	46250	1951	2379	45.06	54.94
7	21	2013	1	13	4326	9.35	48	46250	2575	1751	59.52	40.48
10	24	2013	5	18	4324	9.35	49	46250	1668	2656	38.58	61.42
10	18	2013	6	18	4322	9.34	50	46250	1658	2664	38.36	61.64
2	15	2013	6	17	4321	9.34	51	46250	1732	2589	40.08	59.92
9	6	2013	6	17	4319	9.34	52	46250	1757	2562	40.68	59.32
7	11	2013	5	17	4314	9.33	53	46250	1768	2546	40.98	59.02


MO	DY	YR	DAY OF WK	HR	HR VOL	PERCENT OF AADT	HOUR NUMBER	AADT	EAST VOLUME	WEST VOLUME	PERCENT EAST IS OF TOTAL VOLUME	PERCENT WEST IS OF TOTAL VOLUME
7	11	2013	5	18	4314	9.33	54	46250	1675	2639	38.83	61.17
5	10	2013	6	18	4311	9.32	55	46250	1656	2655	38.41	61.59
10	4	2013	6	16	4302	9.30	56	46250	1810	2492	42.07	57.93
7	5	2013	6	15	4299	9.30	57	46250	2051	2248	47.71	52.29
9	27	2013	6	17	4298	9.29	58	46250	1715	2583	39.90	60.10
11	1	2013	6	17	4297	9.29	59	46250	1700	2597	39.56	60.44
10	31	2013	5	17	4296	9.29	60	46250	1758	2538	40.92	59.08
10	23	2013	4	17	4291	9.28	61	46250	1714	2577	39.94	60.06
5	24	2013	6	18	4280	9.25	62	46250	1409	2871	32.92	67.08
5	3	2013	6	16	4279	9.25	63	46250	1795	2484	41.95	58.05
7	12	2013	6	16	4273	9.24	64	46250	1779	2494	41.63	58.37
3	29	2013	6	18	4272	9.24	65	46250	1586	2686	37.13	62.87
12	13	2013	6	17	4272	9.24	66	46250	1693	2579	39.63	60.37
7	1	2013	2	17	4271	9.23	67	46250	1707	2564	39.97	60.03
4	26	2013	6	17	4266	9.22	68	46250	1747	2519	40.95	59.05
6	21	2013	6	16	4266	9.22	69	46250	1770	2496	41.49	58.51
10	17	2013	5	17	4266	9.22	70	46250	1718	2548	40.27	59.73
5	17	2013	6	17	4263	9.22	71	46250	1666	2597	39.08	60.92
6	6	2013	5	18	4262	9.22	72	46250	1651	2611	38.74	61.26
2	15	2013	6	18	4261	9.21	73	46250	1574	2687	36.94	63.06
2	8	2013	6	18	4258	9.21	74	46250	1705	2553	40.04	59.96
5	10	2013	6	17	4256	9.20	75	46250	1667	2589	39.17	60.83
7	2	2013	3	18	4256	9.20	76	46250	1580	2676	37.12	62.88
11	21	2013	5	17	4256	9.20	77	46250	1701	2555	39.97	60.03
11	22	2013	6	17	4256	9.20	78	46250	1738	2518	40.84	59.16
6	14	2013	6	16	4253	9.20	79	46250	1698	2555	39.92	60.08
10	11	2013	6	18	4249	9.19	80	46250	1690	2559	39.77	60.23
11	8	2013	6	18	4248	9.18	81	46250	1636	2612	38.51	61.49
3	1	2013	6	18	4244	9.18	82	46250	1537	2707	36.22	63.78
6	5	2013	4	17	4243	9.17	83	46250	1720	2523	40.54	59.46
7	8	2013	2	18	4243	9.17	84	46250	1544	2699	36.39	63.61
10	11	2013	6	16	4243	9.17	85	46250	1844	2399	43.46	56.54
12	6	2013	6	17	4243	9.17	86	46250	1767	2476	41.65	58.35
9	25	2013	4	17	4242	9.17	87	46250	1724	2518	40.64	59.36
7	3	2013	4	15	4240	9.17	88	46250	1718	2522	40.52	59.48
6	28	2013	6	18	4239	9.17	89	46250	1591	2648	37.53	62.47
2	1	2013	6	17	4237	9.16	90	46250	1771	2466	41.80	58.20
9	12	2013	5	18	4237	9.16	91	46250	1629	2608	38.45	61.55
7	19	2013	6	16	4229	9.14	92	46250	1730	2499	40.91	59.09
6	21	2013	6	18	4223	9.13	93	46250	1585	2638	37.53	62.47
7	18	2013	5	17	4223	9.13	94	46250	1737	2486	41.13	58.87

MO	DY	YR	DAY OF WK	HR	HR VOL	PERCENT OF AADT	HOUR NUMBER	AADT	EAST VOLUME	WEST VOLUME	PERCENT EAST IS OF TOTAL VOLUME	PERCENT WEST IS OF TOTAL VOLUME
4	25	2013	5	17	4221	9.13	95	46250	1726	2495	40.89	59.11
7	6	2013	7	14	4218	9.12	96	46250	2049	2169	48.58	51.42
7	6	2013	7	12	4215	9.11	97	46250	2076	2139	49.25	50.75
2	8	2013	6	17	4214	9.11	98	46250	1647	2567	39.08	60.92
7	10	2013	4	17	4214	9.11	99	46250	1657	2557	39.32	60.68
9	26	2013	5	17	4211	9.10	100	46250	1776	2435	42.18	57.82
7	17	2013	4	17	4209	9.10	101	46250	1750	2459	41.58	58.42
3	22	2013	6	17	4208	9.10	102	46250	1575	2633	37.43	62.57
6	4	2013	3	17	4203	9.09	103	46250	1719	2484	40.90	59.10
7	6	2013	7	15	4203	9.09	104	46250	2132	2071	50.73	49.27
11	1	2013	6	18	4202	9.09	105	46250	1613	2589	38.39	61.61
9	26	2013	5	18	4200	9.08	106	46250	1674	2526	39.86	60.14
9	27	2013	6	18	4199	9.08	107	46250	1577	2622	37.56	62.44
4	19	2013	6	17	4197	9.07	108	46250	1662	2535	39.60	60.40
9	10	2013	3	17	4197	9.07	109	46250	1754	2443	41.79	58.21
11	20	2013	4	17	4197	9.07	110	46250	1718	2479	40.93	59.07
7	14	2013	1	14	4195	9.07	111	46250	2330	1865	55.54	44.46
7	9	2013	3	18	4194	9.07	112	46250	1649	2545	39.32	60.68
6	28	2013	6	17	4192	9.06	113	46250	1596	2596	38.07	61.93
3	1	2013	6	17	4189	9.06	114	46250	1706	2483	40.73	59.27
7	2	2013	3	17	4185	9.05	115	46250	1738	2447	41.53	58.47
10	25	2013	6	18	4179	9.04	116	46250	1595	2584	38.17	61.83
5	8	2013	4	17	4178	9.03	117	46250	1756	2422	42.03	57.97
10	16	2013	4	17	4178	9.03	118	46250	1730	2448	41.41	58.59
7	10	2013	4	18	4177	9.03	119	46250	1641	2536	39.29	60.71
7	21	2013	1	15	4177	9.03	120	46250	2381	1796	57.00	43.00
12	13	2013	6	18	4176	9.03	121	46250	1678	2498	40.18	59.82
11	27	2013	4	17	4170	9.02	122	46250	1543	2627	37.00	63.00
4	19	2013	6	18	4169	9.01	123	46250	1560	2609	37.42	62.58
7	16	2013	3	18	4168	9.01	124	46250	1631	2537	39.13	60.87
1	18	2013	6	17	4164	9.00	125	46250	1695	2469	40.71	59.29
5	9	2013	5	18	4164	9.00	126	46250	1585	2579	38.06	61.94
6	20	2013	5	17	4163	9.00	127	46250	1639	2524	39.37	60.63
7	18	2013	5	18	4163	9.00	128	46250	1688	2475	40.55	59.45
3	29	2013	6	16	4159	8.99	129	46250	1732	2427	41.64	58.36
6	20	2013	5	18	4159	8.99	130	46250	1590	2569	38.23	61.77
12	23	2013	2	17	4159	8.99	131	46250	1561	2598	37.53	62.47
3	15	2013	6	17	4157	8.99	132	46250	1678	2479	40.37	59.63
5	17	2013	6	18	4156	8.99	133	46250	1533	2623	36.89	63.11
7	4	2013	5	13	4155	8.98	134	46250	1344	2811	32.35	67.65
7	9	2013	3	17	4154	8.98	135	46250	1678	2476	40.39	59.61

MO	DY	YR	DAY OF WK	HR	HR VOL	PERCENT OF AADT	HOUR NUMBER	AADT	EAST VOLUME	WEST VOLUME	PERCENT EAST IS OF TOTAL VOLUME	PERCENT WEST IS OF TOTAL VOLUME
9	6	2013	6	16	4153	8.98	136	46250	1713	2440	41.25	58.75
6	13	2013	5	17	4152	8.98	137	46250	1712	2440	41.23	58.77
11	6	2013	4	17	4150	8.97	138	46250	1687	2463	40.65	59.35
7	15	2013	2	17	4149	8.97	139	46250	1681	2468	40.52	59.48
7	3	2013	4	14	4148	8.97	140	46250	1780	2368	42.91	57.09
9	11	2013	4	17	4148	8.97	141	46250	1812	2336	43.68	56.32
7	5	2013	6	16	4145	8.96	142	46250	1899	2246	45.81	54.19
5	6	2013	2	17	4144	8.96	143	46250	1722	2422	41.55	58.45
7	1	2013	2	18	4142	8.96	144	46250	1601	2541	38.65	61.35
10	3	2013	5	18	4141	8.95	145	46250	1559	2582	37.65	62.35
7	17	2013	4	18	4137	8.94	146	46250	1586	2551	38.34	61.66
10	30	2013	4	17	4137	8.94	147	46250	1683	2454	40.68	59.32
11	22	2013	6	16	4136	8.94	148	46250	1899	2237	45.91	54.09
3	22	2013	6	18	4135	8.94	149	46250	1533	2602	37.07	62.93
6	5	2013	4	18	4132	8.93	150	46250	1587	2545	38.41	61.59
9	25	2013	4	18	4132	8.93	151	46250	1542	2590	37.32	62.68
10	22	2013	3	17	4129	8.93	152	46250	1613	2516	39.07	60.93
10	25	2013	6	16	4127	8.92	153	46250	1724	2403	41.77	58.23
7	14	2013	1	13	4126	8.92	154	46250	2339	1787	56.69	43.31
11	13	2013	4	17	4126	8.92	155	46250	1622	2504	39.31	60.69
6	6	2013	5	17	4122	8.91	156	46250	1775	2347	43.06	56.94
11	5	2013	3	17	4119	8.91	157	46250	1647	2472	39.99	60.01
10	10	2013	5	17	4114	8.90	158	46250	1677	2437	40.76	59.24
5	23	2013	5	17	4113	8.89	159	46250	1622	2491	39.44	60.56
4	26	2013	6	16	4112	8.89	160	46250	1691	2421	41.12	58.88
10	3	2013	5	17	4112	8.89	161	46250	1659	2453	40.35	59.65
6	22	2013	7	13	4111	8.89	162	46250	1907	2204	46.39	53.61
10	10	2013	5	18	4108	8.88	163	46250	1583	2525	38.53	61.47
9	10	2013	3	18	4106	8.88	164	46250	1575	2531	38.36	61.64
9	27	2013	6	16	4106	8.88	165	46250	1754	2352	42.72	57.28
3	27	2013	4	17	4105	8.88	166	46250	1679	2426	40.90	59.10
7	19	2013	6	15	4105	8.88	167	46250	1803	2302	43.92	56.08
2	14	2013	5	17	4103	8.87	168	46250	1699	2404	41.41	58.59
7	16	2013	3	17	4101	8.87	169	46250	1658	2443	40.43	59.57
12	17	2013	3	17	4101	8.87	170	46250	1589	2512	38.75	61.25
10	9	2013	4	18	4100	8.86	171	46250	1559	2541	38.02	61.98
12	19	2013	5	17	4100	8.86	172	46250	1651	2449	40.27	59.73
7	12	2013	6	15	4097	8.86	173	46250	1774	2323	43.30	56.70
5	9	2013	5	17	4093	8.85	174	46250	1720	2373	42.02	57.98
11	14	2013	5	17	4091	8.85	175	46250	1691	2400	41.33	58.67
10	23	2013	4	18	4089	8.84	176	46250	1540	2549	37.66	62.34


MO	DY	YR	DAY OF WK	HR	HR VOL	PERCENT OF AADT	HOUR NUMBER	AADT	EAST VOLUME	WEST VOLUME	PERCENT EAST IS OF TOTAL VOLUME	PERCENT WEST IS OF TOTAL VOLUME
2	14	2013	5	18	4088	8.84	177	46250	1541	2547	37.70	62.30
6	26	2013	4	17	4088	8.84	178	46250	1625	2463	39.75	60.25
6	30	2013	1	14	4088	8.84	179	46250	1967	2121	48.12	51.88
10	28	2013	2	17	4088	8.84	180	46250	1699	2389	41.56	58.44
6	30	2013	1	13	4085	8.83	181	46250	2019	2066	49.42	50.58
6	25	2013	3	17	4084	8.83	182	46250	1621	2463	39.69	60.31
1	4	2013	6	17	4083	8.83	183	46250	1647	2436	40.34	59.66
5	7	2013	3	17	4082	8.83	184	46250	1606	2476	39.34	60.66
5	31	2013	6	16	4082	8.83	185	46250	1726	2356	42.28	57.72
11	8	2013	6	16	4082	8.83	186	46250	1744	2338	42.72	57.28
4	24	2013	4	17	4079	8.82	187	46250	1687	2392	41.36	58.64
6	10	2013	2	17	4078	8.82	188	46250	1674	2404	41.05	58.95
11	15	2013	6	17	4078	8.82	189	46250	1656	2422	40.61	59.39
2	15	2013	6	16	4077	8.82	190	46250	1705	2372	41.82	58.18
6	27	2013	5	18	4076	8.81	191	46250	1508	2568	37.00	63.00
11	1	2013	6	16	4075	8.81	192	46250	1651	2424	40.52	59.48
6	3	2013	2	17	4074	8.81	193	46250	1700	2374	41.73	58.27
11	27	2013	4	16	4074	8.81	194	46250	1694	2380	41.58	58.42
3	15	2013	6	18	4073	8.81	195	46250	1560	2513	38.30	61.70
5	2	2013	5	17	4072	8.80	196	46250	1703	2369	41.82	58.18
5	17	2013	6	16	4070	8.80	197	46250	1672	2398	41.08	58.92
10	29	2013	3	17	4070	8.80	198	46250	1643	2427	40.37	59.63
5	7	2013	3	18	4066	8.79	199	46250	1546	2520	38.02	61.98
6	18	2013	3	18	4065	8.79	200	46250	1565	2500	38.50	61.50

SR 101 MP 361.37 MUD BAY ADC SITE R003N
K FOR PEAK 200 HOURS OF 2013




AADT= 0 K 30 FACTOR= 0.00 K 100 FACTOR= 0.00 K 200 FACTOR= 0.00 D 30 FACTOR= 0.00

SR 101 MP 361.37 MUD BAY ADC SITE R003N
D % IN THE PEAK 200 HOURS OF 2013

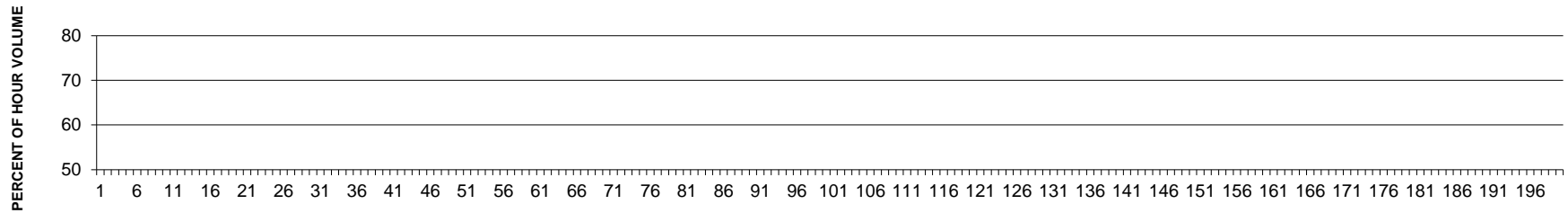


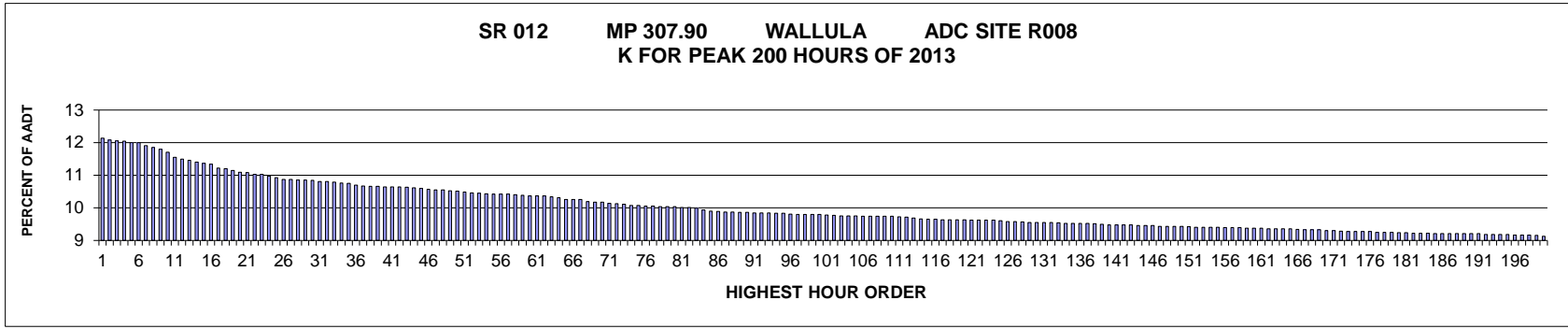
SR 008 MP 20.67 MUD BAY ADC SITE R003W
K FOR PEAK 200 HOURS FOR 2013



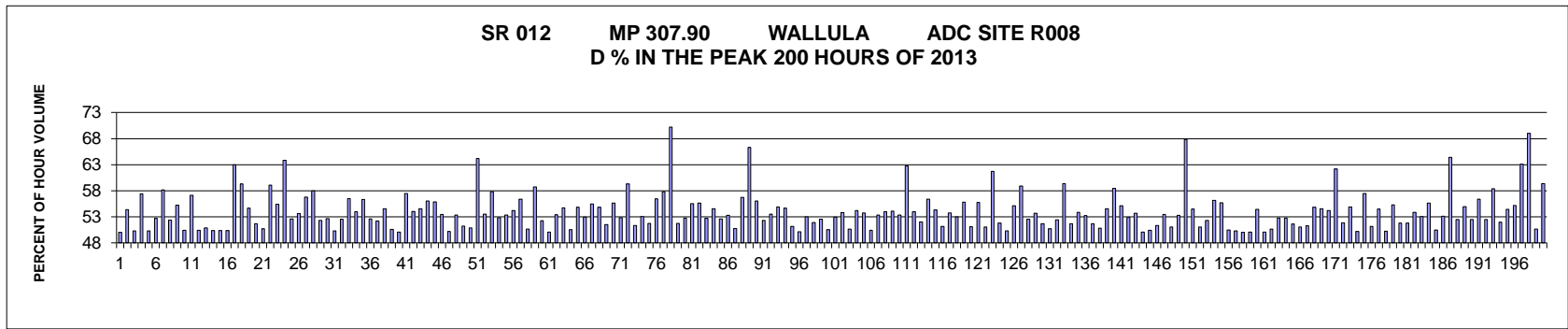
AADT= 0 K 30 FACTOR= 0.00 K 100 FACTOR= 0.00 K 200 FACTOR= 0.00 D 30 FACTOR= 0.00

SR 008 MP 20.67 MUD BAY ADC SITE R003W
D % IN THE PEAK 200 HOURS OF 2013





AADT= 6625 K 30 FACTOR= 10.84 K 100 FACTOR= 9.80 K 200 FACTOR= 9.13 D 30 FACTOR= 52.65



MO	DY	YR	DAY OF WK	HR	HR VOL	PERCENT OF AADT	HOUR NUMBER	AADT	EAST VOLUME	WEST VOLUME	PERCENT EAST IS OF TOTAL VOLUME	PERCENT WEST IS OF TOTAL VOLUME
9	27	2013	6	17	804	12.14	1	6625	402	402	50.00	50.00
10	25	2013	6	17	800	12.08	2	6625	435	365	54.38	45.63
5	24	2013	6	17	799	12.06	3	6625	402	397	50.31	49.69
10	11	2013	6	17	798	12.05	4	6625	458	340	57.39	42.61
10	4	2013	6	17	795	12.00	5	6625	395	400	49.69	50.31
10	11	2013	6	16	795	12.00	6	6625	419	376	52.70	47.30
6	14	2013	6	17	789	11.91	7	6625	459	330	58.17	41.83
9	13	2013	6	17	785	11.85	8	6625	374	411	47.64	52.36
8	30	2013	6	17	782	11.80	9	6625	432	350	55.24	44.76
10	18	2013	6	17	776	11.71	10	6625	391	385	50.39	49.61
10	25	2013	6	18	765	11.55	11	6625	437	328	57.12	42.88
8	30	2013	6	18	762	11.50	12	6625	384	378	50.39	49.61
5	3	2013	6	17	759	11.46	13	6625	386	373	50.86	49.14
8	16	2013	6	17	755	11.40	14	6625	380	375	50.33	49.67
10	11	2013	6	15	753	11.37	15	6625	379	374	50.33	49.67

MO	DY	YR	DAY OF WK	HR	HR VOL	PERCENT OF AADT	HOUR NUMBER	AADT	EAST VOLUME	WEST VOLUME	PERCENT EAST IS OF TOTAL VOLUME	PERCENT WEST IS OF TOTAL VOLUME
11	8	2013	6	17	751	11.34	16	6625	373	378	49.67	50.33
6	16	2013	1	14	743	11.22	17	6625	275	468	37.01	62.99
5	19	2013	1	16	742	11.20	18	6625	302	440	40.70	59.30
11	15	2013	6	17	739	11.15	19	6625	335	404	45.33	54.67
5	31	2013	6	17	735	11.09	20	6625	380	355	51.70	48.30
5	24	2013	6	16	734	11.08	21	6625	372	362	50.68	49.32
6	16	2013	1	16	731	11.03	22	6625	299	432	40.90	59.10
8	30	2013	6	16	731	11.03	23	6625	405	326	55.40	44.60
6	16	2013	1	15	727	10.97	24	6625	263	464	36.18	63.82
11	1	2013	6	17	724	10.93	25	6625	381	343	52.62	47.38
5	10	2013	6	17	720	10.87	26	6625	386	334	53.61	46.39
6	14	2013	6	16	720	10.87	27	6625	409	311	56.81	43.19
6	21	2013	6	16	719	10.85	28	6625	417	302	58.00	42.00
10	25	2013	6	16	719	10.85	29	6625	343	376	47.71	52.29
5	3	2013	6	16	718	10.84	30	6625	378	340	52.65	47.35
4	12	2013	6	16	716	10.81	31	6625	356	360	49.72	50.28
4	19	2013	6	17	716	10.81	32	6625	376	340	52.51	47.49
5	3	2013	6	15	715	10.79	33	6625	404	311	56.50	43.50
4	26	2013	6	16	713	10.76	34	6625	385	328	54.00	46.00
6	7	2013	6	16	712	10.75	35	6625	401	311	56.32	43.68
9	27	2013	6	16	709	10.70	36	6625	373	336	52.61	47.39
7	12	2013	6	17	707	10.67	37	6625	369	338	52.19	47.81
5	24	2013	6	18	706	10.66	38	6625	385	321	54.53	45.47
10	18	2013	6	18	706	10.66	39	6625	357	349	50.57	49.43
4	12	2013	6	17	705	10.64	40	6625	353	352	50.07	49.93
6	28	2013	6	17	705	10.64	41	6625	405	300	57.45	42.55
9	27	2013	6	15	705	10.64	42	6625	381	324	54.04	45.96
5	10	2013	6	16	704	10.63	43	6625	384	320	54.55	45.45
2	15	2013	6	17	703	10.61	44	6625	394	309	56.05	43.95
6	16	2013	1	17	702	10.60	45	6625	310	392	44.16	55.84
4	26	2013	6	17	700	10.57	46	6625	374	326	53.43	46.57
5	24	2013	6	15	699	10.55	47	6625	348	351	49.79	50.21
6	14	2013	6	15	699	10.55	48	6625	373	326	53.36	46.64
8	9	2013	6	18	697	10.52	49	6625	357	340	51.22	48.78
11	8	2013	6	16	696	10.51	50	6625	354	342	50.86	49.14
6	16	2013	1	13	695	10.49	51	6625	249	446	35.83	64.17
8	16	2013	6	15	693	10.46	52	6625	322	371	46.46	53.54
10	4	2013	6	18	692	10.45	53	6625	400	292	57.80	42.20
8	16	2013	6	16	691	10.43	54	6625	365	326	52.82	47.18
6	14	2013	6	14	690	10.42	55	6625	322	368	46.67	53.33
10	10	2013	5	16	690	10.42	56	6625	374	316	54.20	45.80
10	11	2013	6	18	690	10.42	57	6625	389	301	56.38	43.62
2	15	2013	6	16	689	10.40	58	6625	340	349	49.35	50.65
11	1	2013	6	18	688	10.38	59	6625	404	284	58.72	41.28
5	19	2013	1	17	687	10.37	60	6625	328	359	47.74	52.26

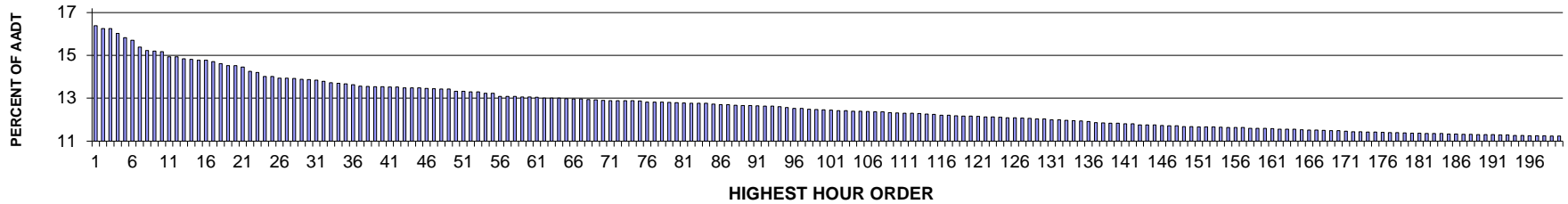
MO	DY	YR	DAY OF WK	HR	HR VOL	PERCENT OF AADT	HOUR NUMBER	AADT	EAST VOLUME	WEST VOLUME	PERCENT EAST IS OF TOTAL VOLUME	PERCENT WEST IS OF TOTAL VOLUME
5	31	2013	6	16	687	10.37	61	6625	343	344	49.93	50.07
8	16	2013	6	18	687	10.37	62	6625	367	320	53.42	46.58
6	21	2013	6	17	685	10.34	63	6625	375	310	54.74	45.26
9	6	2013	6	17	683	10.31	64	6625	345	338	50.51	49.49
5	10	2013	6	18	680	10.26	65	6625	373	307	54.85	45.15
10	4	2013	6	16	680	10.26	66	6625	360	320	52.94	47.06
11	8	2013	6	18	680	10.26	67	6625	377	303	55.44	44.56
5	3	2013	6	18	675	10.19	68	6625	370	305	54.81	45.19
3	15	2013	6	17	674	10.17	69	6625	327	347	48.52	51.48
7	12	2013	6	16	674	10.17	70	6625	375	299	55.64	44.36
4	5	2013	6	17	672	10.14	71	6625	355	317	52.83	47.17
5	19	2013	1	15	671	10.13	72	6625	273	398	40.69	59.31
9	26	2013	5	17	670	10.11	73	6625	344	326	51.34	48.66
6	7	2013	6	17	667	10.07	74	6625	354	313	53.07	46.93
8	9	2013	6	17	667	10.07	75	6625	345	322	51.72	48.28
4	5	2013	6	16	666	10.05	76	6625	376	290	56.46	43.54
6	14	2013	6	18	666	10.05	77	6625	385	281	57.81	42.19
6	16	2013	1	12	665	10.04	78	6625	198	467	29.77	70.23
6	21	2013	6	15	665	10.04	79	6625	344	321	51.73	48.27
9	27	2013	6	18	665	10.04	80	6625	351	314	52.78	47.22
6	28	2013	6	16	663	10.01	81	6625	368	295	55.51	44.49
8	28	2013	4	17	663	10.01	82	6625	369	294	55.66	44.34
8	20	2013	3	16	662	9.99	83	6625	313	349	47.28	52.72
10	18	2013	6	16	658	9.93	84	6625	299	359	45.44	54.56
9	15	2013	1	16	656	9.90	85	6625	345	311	52.59	47.41
9	6	2013	6	16	655	9.89	86	6625	349	306	53.28	46.72
5	10	2013	6	15	654	9.87	87	6625	332	322	50.76	49.24
10	11	2013	6	14	654	9.87	88	6625	283	371	43.27	56.73
5	12	2013	1	12	653	9.86	89	6625	220	433	33.69	66.31
8	11	2013	1	14	653	9.86	90	6625	287	366	43.95	56.05
2	15	2013	6	15	652	9.84	91	6625	341	311	52.30	47.70
7	21	2013	1	15	652	9.84	92	6625	303	349	46.47	53.53
9	13	2013	6	16	652	9.84	93	6625	358	294	54.91	45.09
10	11	2013	6	13	651	9.83	94	6625	295	356	45.31	54.69
10	25	2013	6	15	651	9.83	95	6625	333	318	51.15	48.85
9	13	2013	6	15	650	9.81	96	6625	324	326	49.85	50.15
4	25	2013	5	17	649	9.80	97	6625	344	305	53.00	47.00
4	26	2013	6	15	649	9.80	98	6625	337	312	51.93	48.07
8	30	2013	6	14	649	9.80	99	6625	308	341	47.46	52.54
9	12	2013	5	17	649	9.80	100	6625	328	321	50.54	49.46
10	10	2013	5	17	648	9.78	101	6625	343	305	52.93	47.07
9	13	2013	6	18	647	9.77	102	6625	348	299	53.79	46.21
3	8	2013	6	17	646	9.75	103	6625	319	327	49.38	50.62
4	5	2013	6	18	646	9.75	104	6625	350	296	54.18	45.82
7	22	2013	2	17	646	9.75	105	6625	347	299	53.72	46.28

MO	DY	YR	DAY OF WK	HR	HR VOL	PERCENT OF AADT	HOUR NUMBER	AADT	EAST VOLUME	WEST VOLUME	PERCENT EAST IS OF TOTAL VOLUME	PERCENT WEST IS OF TOTAL VOLUME
3	29	2013	6	17	645	9.74	106	6625	320	325	49.61	50.39
6	13	2013	5	16	645	9.74	107	6625	301	344	46.67	53.33
6	16	2013	1	18	645	9.74	108	6625	297	348	46.05	53.95
6	27	2013	5	16	645	9.74	109	6625	349	296	54.11	45.89
7	11	2013	5	16	645	9.74	110	6625	344	301	53.33	46.67
5	12	2013	1	14	644	9.72	111	6625	240	404	37.27	62.73
3	22	2013	6	17	643	9.71	112	6625	347	296	53.97	46.03
7	17	2013	4	17	642	9.69	113	6625	334	308	52.02	47.98
6	6	2013	5	17	640	9.66	114	6625	361	279	56.41	43.59
4	5	2013	6	15	639	9.65	115	6625	347	292	54.30	45.70
8	9	2013	6	14	639	9.65	116	6625	327	312	51.17	48.83
4	26	2013	6	18	638	9.63	117	6625	343	295	53.76	46.24
6	7	2013	6	15	638	9.63	118	6625	338	300	52.98	47.02
6	21	2013	6	18	638	9.63	119	6625	356	282	55.80	44.20
10	6	2013	1	16	638	9.63	120	6625	312	326	48.90	51.10
2	8	2013	6	17	637	9.62	121	6625	355	282	55.73	44.27
6	28	2013	6	15	637	9.62	122	6625	312	325	48.98	51.02
7	14	2013	1	14	637	9.62	123	6625	244	393	38.30	61.70
10	18	2013	6	15	637	9.62	124	6625	307	330	48.19	51.81
11	15	2013	6	16	636	9.60	125	6625	316	320	49.69	50.31
7	12	2013	6	18	635	9.58	126	6625	350	285	55.12	44.88
8	11	2013	1	17	635	9.58	127	6625	374	261	58.90	41.10
8	18	2013	1	16	634	9.57	128	6625	301	333	47.48	52.52
6	27	2013	5	17	633	9.55	129	6625	340	293	53.71	46.29
8	15	2013	5	16	633	9.55	130	6625	306	327	48.34	51.66
9	12	2013	5	16	633	9.55	131	6625	321	312	50.71	49.29
9	26	2013	5	16	633	9.55	132	6625	332	301	52.45	47.55
7	21	2013	1	13	632	9.54	133	6625	257	375	40.66	59.34
8	30	2013	6	15	631	9.52	134	6625	326	305	51.66	48.34
9	6	2013	6	15	631	9.52	135	6625	340	291	53.88	46.12
9	25	2013	4	17	631	9.52	136	6625	295	336	46.75	53.25
10	17	2013	5	16	631	9.52	137	6625	305	326	48.34	51.66
4	28	2013	1	16	630	9.51	138	6625	320	310	50.79	49.21
5	12	2013	1	16	629	9.49	139	6625	286	343	45.47	54.53
6	7	2013	6	18	628	9.48	140	6625	367	261	58.44	41.56
8	29	2013	5	17	628	9.48	141	6625	346	282	55.10	44.90
9	6	2013	6	18	628	9.48	142	6625	332	296	52.87	47.13
12	6	2013	6	17	628	9.48	143	6625	291	337	46.34	53.66
6	12	2013	4	17	627	9.46	144	6625	313	314	49.92	50.08
7	14	2013	1	16	627	9.46	145	6625	316	311	50.40	49.60
10	15	2013	3	17	627	9.46	146	6625	322	305	51.36	48.64
9	11	2013	4	17	625	9.43	147	6625	291	334	46.56	53.44
10	4	2013	6	15	625	9.43	148	6625	306	319	48.96	51.04
10	17	2013	5	17	625	9.43	149	6625	333	292	53.28	46.72
10	27	2013	1	13	625	9.43	150	6625	201	424	32.16	67.84

MO	DY	YR	DAY OF WK	HR	HR VOL	PERCENT OF AADT	HOUR NUMBER	AADT	EAST VOLUME	WEST VOLUME	PERCENT EAST IS OF TOTAL VOLUME	PERCENT WEST IS OF TOTAL VOLUME
5	27	2013	2	15	624	9.42	151	6625	284	340	45.51	54.49
3	1	2013	6	17	623	9.40	152	6625	318	305	51.04	48.96
3	29	2013	6	16	623	9.40	153	6625	326	297	52.33	47.67
6	20	2013	5	17	623	9.40	154	6625	350	273	56.18	43.82
7	21	2013	1	14	623	9.40	155	6625	276	347	44.30	55.70
2	15	2013	6	18	622	9.39	156	6625	314	308	50.48	49.52
8	12	2013	2	17	622	9.39	157	6625	313	309	50.32	49.68
8	14	2013	4	17	622	9.39	158	6625	311	311	50.00	50.00
5	24	2013	6	14	621	9.37	159	6625	310	311	49.92	50.08
7	12	2013	6	15	621	9.37	160	6625	283	338	45.57	54.43
8	15	2013	5	18	621	9.37	161	6625	311	310	50.08	49.92
2	1	2013	6	17	620	9.36	162	6625	314	306	50.65	49.35
2	22	2013	6	17	620	9.36	163	6625	293	327	47.26	52.74
4	12	2013	6	18	620	9.36	164	6625	327	293	52.74	47.26
4	19	2013	6	16	620	9.36	165	6625	320	300	51.61	48.39
5	3	2013	6	14	619	9.34	166	6625	303	316	48.95	51.05
3	1	2013	6	16	618	9.33	167	6625	301	317	48.71	51.29
6	28	2013	6	18	618	9.33	168	6625	339	279	54.85	45.15
10	9	2013	4	17	618	9.33	169	6625	337	281	54.53	45.47
5	2	2013	5	16	616	9.30	170	6625	334	282	54.22	45.78
6	30	2013	1	13	616	9.30	171	6625	233	383	37.82	62.18
8	31	2013	7	13	615	9.28	172	6625	296	319	48.13	51.87
3	8	2013	6	16	614	9.27	173	6625	277	337	45.11	54.89
8	15	2013	5	15	614	9.27	174	6625	306	308	49.84	50.16
8	18	2013	1	14	614	9.27	175	6625	261	353	42.51	57.49
11	1	2013	6	16	614	9.27	176	6625	314	300	51.14	48.86
4	19	2013	6	14	613	9.25	177	6625	279	334	45.51	54.49
7	11	2013	5	15	613	9.25	178	6625	305	308	49.76	50.24
10	6	2013	1	15	613	9.25	179	6625	274	339	44.70	55.30
7	3	2013	4	17	612	9.24	180	6625	295	317	48.20	51.80
8	9	2013	6	15	612	9.24	181	6625	317	295	51.80	48.20
2	1	2013	6	18	611	9.22	182	6625	329	282	53.85	46.15
3	22	2013	6	16	611	9.22	183	6625	324	287	53.03	46.97
4	11	2013	5	17	611	9.22	184	6625	340	271	55.65	44.35
5	5	2013	1	16	610	9.21	185	6625	302	308	49.51	50.49
5	9	2013	5	17	610	9.21	186	6625	324	286	53.11	46.89
5	12	2013	1	13	610	9.21	187	6625	217	393	35.57	64.43
6	13	2013	5	17	610	9.21	188	6625	320	290	52.46	47.54
8	18	2013	1	15	610	9.21	189	6625	275	335	45.08	54.92
10	13	2013	1	17	610	9.21	190	6625	320	290	52.46	47.54
10	22	2013	3	17	610	9.21	191	6625	344	266	56.39	43.61
8	8	2013	5	18	608	9.18	192	6625	319	289	52.47	47.53
9	29	2013	1	15	608	9.18	193	6625	253	355	41.61	58.39
10	21	2013	2	17	608	9.18	194	6625	316	292	51.97	48.03
11	11	2013	2	17	608	9.18	195	6625	331	277	54.44	45.56

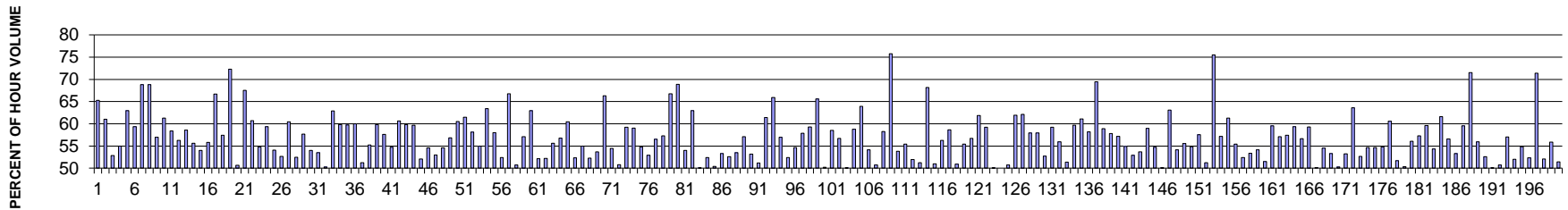
MO	DY	YR	DAY OF WK	HR	HR VOL	PERCENT OF AADT	HOUR NUMBER	AADT	EAST VOLUME	WEST VOLUME	PERCENT EAST IS OF TOTAL VOLUME	PERCENT WEST IS OF TOTAL VOLUME
3	29	2013	6	18	607	9.16	196	6625	335	272	55.19	44.81
6	9	2013	1	13	607	9.16	197	6625	224	383	36.90	63.10
8	11	2013	1	12	607	9.16	198	6625	188	419	30.97	69.03
8	15	2013	5	17	606	9.15	199	6625	307	299	50.66	49.34
6	15	2013	7	12	605	9.13	200	6625	359	246	59.34	40.66

**SR 090 MP 254.23 FISHTRAP ADC SITE R014
K FOR PEAK 200 HOURS OF 2013**



AADT= 17427 K 30 FACTOR= 13.87 K 100 FACTOR= 12.46 K 200 FACTOR= 11.24 D 30 FACTOR= 53.99

**SR 090 MP 254.23 FISHTRAP ADC SITE R014
D % IN THE PEAK 200 HOURS OF 2013**



MO	DY	YR	DAY OF WK	HR	HR VOL	PERCENT OF AADT	HOUR NUMBER	AADT	EAST VOLUME	WEST VOLUME	PERCENT EAST IS OF TOTAL VOLUME	PERCENT WEST IS OF TOTAL VOLUME
7	7	2013	1	14	2856	16.39	1	17427	992	1864	34.73	65.27
7	7	2013	1	15	2832	16.25	2	17427	1104	1728	38.98	61.02
12	1	2013	1	14	2832	16.25	3	17427	1336	1496	47.18	52.82
12	1	2013	1	15	2794	16.03	4	17427	1536	1258	54.97	45.03
12	1	2013	1	13	2758	15.83	5	17427	1021	1737	37.02	62.98
7	28	2013	1	14	2738	15.71	6	17427	1113	1625	40.65	59.35
7	7	2013	1	13	2682	15.39	7	17427	836	1846	31.17	68.83
6	28	2013	6	16	2654	15.23	8	17427	1827	827	68.84	31.16
7	7	2013	1	16	2649	15.20	9	17427	1140	1509	43.04	56.96
6	30	2013	1	17	2646	15.18	10	17427	1024	1622	38.70	61.30
6	30	2013	1	16	2603	14.94	11	17427	1083	1520	41.61	58.39
11	27	2013	4	16	2603	14.94	12	17427	1464	1139	56.24	43.76

MO	DY	YR	DAY OF WK	HR	HR VOL	PERCENT OF AADT	HOUR NUMBER	AADT	EAST VOLUME	WEST VOLUME	PERCENT EAST IS OF TOTAL VOLUME	PERCENT WEST IS OF TOTAL VOLUME
6	30	2013	1	15	2586	14.84	13	17427	1071	1515	41.42	58.58
8	11	2013	1	16	2583	14.82	14	17427	1146	1437	44.37	55.63
8	11	2013	1	15	2574	14.77	15	17427	1184	1390	46.00	54.00
8	18	2013	1	15	2574	14.77	16	17427	1137	1437	44.17	55.83
6	28	2013	6	17	2563	14.71	17	17427	1710	853	66.72	33.28
11	27	2013	4	17	2546	14.61	18	17427	1462	1084	57.42	42.58
7	7	2013	1	12	2531	14.52	19	17427	702	1829	27.74	72.26
7	28	2013	1	16	2530	14.52	20	17427	1282	1248	50.67	49.33
12	1	2013	1	12	2518	14.45	21	17427	818	1700	32.49	67.51
12	1	2013	1	16	2485	14.26	22	17427	1508	977	60.68	39.32
7	28	2013	1	15	2475	14.20	23	17427	1119	1356	45.21	54.79
8	18	2013	1	14	2444	14.02	24	17427	993	1451	40.63	59.37
11	27	2013	4	15	2443	14.02	25	17427	1321	1122	54.07	45.93
8	18	2013	1	16	2429	13.94	26	17427	1150	1279	47.34	52.66
8	11	2013	1	13	2427	13.93	27	17427	960	1467	39.56	60.44
8	4	2013	1	15	2425	13.92	28	17427	1153	1272	47.55	52.45
7	21	2013	1	14	2418	13.88	29	17427	1023	1395	42.31	57.69
8	25	2013	1	15	2417	13.87	30	17427	1112	1305	46.01	53.99
7	21	2013	1	15	2413	13.85	31	17427	1123	1290	46.54	53.46
8	11	2013	1	17	2403	13.79	32	17427	1195	1208	49.73	50.27
8	18	2013	1	13	2391	13.72	33	17427	888	1503	37.14	62.86
6	30	2013	1	13	2388	13.70	34	17427	960	1428	40.20	59.80
7	28	2013	1	13	2383	13.67	35	17427	960	1423	40.29	59.71
9	2	2013	2	14	2376	13.63	36	17427	950	1426	39.98	60.02
7	21	2013	1	16	2364	13.57	37	17427	1211	1153	51.23	48.77
9	2	2013	2	15	2362	13.55	38	17427	1058	1304	44.79	55.21
4	21	2013	1	18	2360	13.54	39	17427	948	1412	40.17	59.83
8	4	2013	1	14	2360	13.54	40	17427	1001	1359	42.42	57.58
8	18	2013	1	17	2357	13.52	41	17427	1290	1067	54.73	45.27
9	2	2013	2	13	2356	13.52	42	17427	928	1428	39.39	60.61
11	27	2013	4	18	2351	13.49	43	17427	1406	945	59.80	40.20
6	30	2013	1	14	2349	13.48	44	17427	948	1401	40.36	59.64
7	12	2013	6	16	2349	13.48	45	17427	1223	1126	52.06	47.94
9	2	2013	2	16	2345	13.46	46	17427	1065	1280	45.42	54.58
7	7	2013	1	17	2343	13.44	47	17427	1102	1241	47.03	52.97
8	2	2013	6	15	2340	13.43	48	17427	1277	1063	54.57	45.43
8	16	2013	6	16	2340	13.43	49	17427	1330	1010	56.84	43.16
8	25	2013	1	13	2322	13.32	50	17427	917	1405	39.49	60.51
11	30	2013	7	13	2322	13.32	51	17427	895	1427	38.54	61.46
7	26	2013	6	16	2318	13.30	52	17427	1347	971	58.11	41.89
8	9	2013	6	15	2317	13.30	53	17427	1274	1043	54.98	45.02

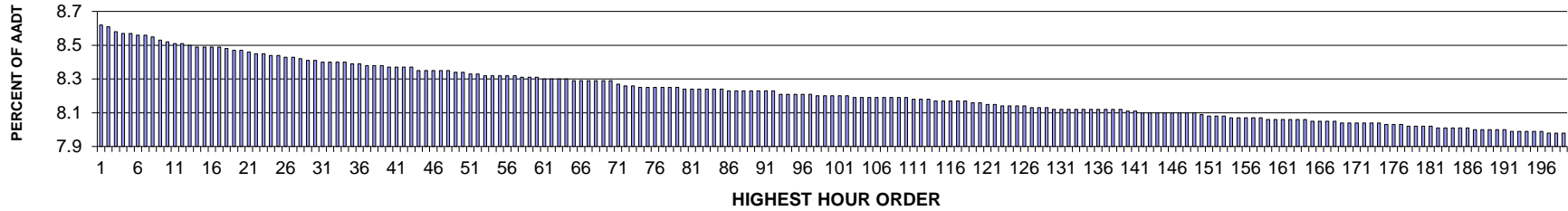
MO	DY	YR	DAY OF WK	HR	HR VOL	PERCENT OF AADT	HOUR NUMBER	AADT	EAST VOLUME	WEST VOLUME	PERCENT EAST IS OF TOTAL VOLUME	PERCENT WEST IS OF TOTAL VOLUME
6	28	2013	6	15	2305	13.23	54	17427	1461	844	63.38	36.62
8	25	2013	1	14	2305	13.23	55	17427	968	1337	42.00	58.00
5	27	2013	2	17	2282	13.09	56	17427	1196	1086	52.41	47.59
12	1	2013	1	17	2282	13.09	57	17427	1523	759	66.74	33.26
7	14	2013	1	16	2279	13.08	58	17427	1123	1156	49.28	50.72
8	2	2013	6	16	2276	13.06	59	17427	1299	977	57.07	42.93
8	4	2013	1	13	2276	13.06	60	17427	843	1433	37.04	62.96
5	27	2013	2	16	2274	13.05	61	17427	1186	1088	52.15	47.85
8	4	2013	1	16	2267	13.01	62	17427	1083	1184	47.77	52.23
7	14	2013	1	15	2266	13.00	63	17427	1006	1260	44.40	55.60
8	11	2013	1	14	2266	13.00	64	17427	979	1287	43.20	56.80
8	16	2013	6	17	2262	12.98	65	17427	1367	895	60.43	39.57
8	30	2013	6	15	2260	12.97	66	17427	1182	1078	52.30	47.70
7	26	2013	6	15	2259	12.96	67	17427	1242	1017	54.98	45.02
8	25	2013	1	16	2255	12.94	68	17427	1077	1178	47.76	52.24
11	27	2013	4	14	2254	12.93	69	17427	1044	1210	46.32	53.68
8	18	2013	1	12	2248	12.90	70	17427	757	1491	33.67	66.33
8	30	2013	6	16	2247	12.89	71	17427	1224	1023	54.47	45.53
5	24	2013	6	17	2246	12.89	72	17427	1141	1105	50.80	49.20
7	21	2013	1	13	2245	12.88	73	17427	915	1330	40.76	59.24
6	30	2013	1	18	2244	12.88	74	17427	920	1324	41.00	59.00
11	30	2013	7	15	2243	12.87	75	17427	1228	1015	54.75	45.25
5	24	2013	6	15	2235	12.82	76	17427	1183	1052	52.93	47.07
8	2	2013	6	17	2235	12.82	77	17427	1263	972	56.51	43.49
6	14	2013	6	16	2234	12.82	78	17427	1280	954	57.30	42.70
8	11	2013	1	12	2233	12.81	79	17427	742	1491	33.23	66.77
5	5	2013	1	15	2229	12.79	80	17427	693	1536	31.09	68.91
8	16	2013	6	15	2228	12.78	81	17427	1203	1025	53.99	46.01
9	2	2013	2	12	2226	12.77	82	17427	825	1401	37.06	62.94
7	26	2013	6	14	2225	12.77	83	17427	1113	1112	50.02	49.98
8	30	2013	6	14	2223	12.76	84	17427	1165	1058	52.41	47.59
8	2	2013	6	14	2216	12.72	85	17427	1117	1099	50.41	49.59
5	27	2013	2	15	2213	12.70	86	17427	1034	1179	46.72	53.28
8	25	2013	1	17	2213	12.70	87	17427	1164	1049	52.60	47.40
5	24	2013	6	16	2208	12.67	88	17427	1181	1027	53.49	46.51
8	9	2013	6	16	2206	12.66	89	17427	1259	947	57.07	42.93
11	30	2013	7	14	2206	12.66	90	17427	1033	1173	46.83	53.17
7	28	2013	1	17	2205	12.65	91	17427	1128	1077	51.16	48.84
7	28	2013	1	12	2201	12.63	92	17427	850	1351	38.62	61.38
11	30	2013	7	12	2201	12.63	93	17427	750	1451	34.08	65.92
8	11	2013	1	18	2195	12.60	94	17427	1250	945	56.95	43.05

MO	DY	YR	DAY OF WK	HR	HR VOL	PERCENT OF AADT	HOUR NUMBER	AADT	EAST VOLUME	WEST VOLUME	PERCENT EAST IS OF TOTAL VOLUME	PERCENT WEST IS OF TOTAL VOLUME
8	2	2013	6	12	2188	12.56	95	17427	1041	1147	47.58	52.42
7	19	2013	6	15	2184	12.53	96	17427	1193	991	54.62	45.38
7	19	2013	6	16	2182	12.52	97	17427	1263	919	57.88	42.12
6	28	2013	6	14	2177	12.49	98	17427	1291	886	59.30	40.70
5	5	2013	1	16	2173	12.47	99	17427	747	1426	34.38	65.62
7	7	2013	1	18	2172	12.46	100	17427	1081	1091	49.77	50.23
7	14	2013	1	14	2170	12.45	101	17427	901	1269	41.52	58.48
6	21	2013	6	16	2165	12.42	102	17427	1228	937	56.72	43.28
6	23	2013	1	15	2164	12.42	103	17427	1083	1081	50.05	49.95
5	27	2013	2	14	2160	12.39	104	17427	891	1269	41.25	58.75
7	21	2013	1	12	2160	12.39	105	17427	779	1381	36.06	63.94
7	12	2013	6	15	2157	12.38	106	17427	1168	989	54.15	45.85
8	9	2013	6	14	2156	12.37	107	17427	1093	1063	50.70	49.30
8	18	2013	1	18	2155	12.37	108	17427	1255	900	58.24	41.76
7	7	2013	1	11	2149	12.33	109	17427	521	1628	24.24	75.76
8	23	2013	6	15	2146	12.31	110	17427	1155	991	53.82	46.18
7	21	2013	1	17	2144	12.30	111	17427	1188	956	55.41	44.59
7	19	2013	6	14	2143	12.30	112	17427	1113	1030	51.94	48.06
8	4	2013	1	17	2142	12.29	113	17427	1097	1045	51.21	48.79
6	28	2013	6	18	2137	12.26	114	17427	1457	680	68.18	31.82
5	24	2013	6	14	2134	12.25	115	17427	1088	1046	50.98	49.02
7	26	2013	6	17	2127	12.21	116	17427	1196	931	56.23	43.77
8	9	2013	6	17	2126	12.20	117	17427	1246	880	58.61	41.39
8	4	2013	1	18	2123	12.18	118	17427	1042	1081	49.08	50.92
7	19	2013	6	17	2119	12.16	119	17427	1175	944	55.45	44.55
8	16	2013	6	12	2119	12.16	120	17427	917	1202	43.28	56.72
7	14	2013	1	13	2118	12.15	121	17427	808	1310	38.15	61.85
6	30	2013	1	12	2114	12.13	122	17427	862	1252	40.78	59.22
9	2	2013	2	17	2114	12.13	123	17427	1058	1056	50.05	49.95
6	16	2013	1	15	2110	12.11	124	17427	1055	1055	50.00	50.00
7	14	2013	1	17	2107	12.09	125	17427	1039	1068	49.31	50.69
8	25	2013	1	12	2107	12.09	126	17427	802	1305	38.06	61.94
8	4	2013	1	12	2106	12.08	127	17427	798	1308	37.89	62.11
6	14	2013	6	17	2102	12.06	128	17427	1217	885	57.90	42.10
7	19	2013	6	12	2099	12.04	129	17427	883	1216	42.07	57.93
8	16	2013	6	13	2098	12.04	130	17427	992	1106	47.28	52.72
6	21	2013	6	15	2091	12.00	131	17427	1238	853	59.21	40.79
8	23	2013	6	16	2091	12.00	132	17427	1170	921	55.95	44.05
6	16	2013	1	14	2086	11.97	133	17427	1014	1072	48.61	51.39
11	30	2013	7	16	2084	11.96	134	17427	1244	840	59.69	40.31
6	16	2013	1	13	2080	11.94	135	17427	809	1271	38.89	61.11

MO	DY	YR	DAY OF WK	HR	HR VOL	PERCENT OF AADT	HOUR NUMBER	AADT	EAST VOLUME	WEST VOLUME	PERCENT EAST IS OF TOTAL VOLUME	PERCENT WEST IS OF TOTAL VOLUME
4	7	2013	1	17	2075	11.91	136	17427	1207	868	58.17	41.83
8	18	2013	1	11	2066	11.86	137	17427	631	1435	30.54	69.46
4	19	2013	6	16	2065	11.85	138	17427	1216	849	58.89	41.11
7	12	2013	6	17	2064	11.84	139	17427	1193	871	57.80	42.20
7	26	2013	6	12	2062	11.83	140	17427	883	1179	42.82	57.18
6	14	2013	6	15	2059	11.81	141	17427	1130	929	54.88	45.12
7	26	2013	6	13	2059	11.81	142	17427	970	1089	47.11	52.89
6	16	2013	1	16	2050	11.76	143	17427	1100	950	53.66	46.34
8	9	2013	6	11	2050	11.76	144	17427	842	1208	41.07	58.93
5	24	2013	6	18	2049	11.76	145	17427	1121	928	54.71	45.29
8	2	2013	6	13	2044	11.73	146	17427	1020	1024	49.90	50.10
11	27	2013	4	12	2043	11.72	147	17427	754	1289	36.91	63.09
8	30	2013	6	12	2041	11.71	148	17427	936	1105	45.86	54.14
6	21	2013	6	17	2035	11.68	149	17427	1131	904	55.58	44.42
8	9	2013	6	12	2034	11.67	150	17427	919	1115	45.18	54.82
4	19	2013	6	17	2032	11.66	151	17427	1169	863	57.53	42.47
6	23	2013	1	16	2032	11.66	152	17427	1041	991	51.23	48.77
12	1	2013	1	11	2032	11.66	153	17427	497	1535	24.46	75.54
6	23	2013	1	17	2031	11.65	154	17427	1161	870	57.16	42.84
5	5	2013	1	17	2029	11.64	155	17427	786	1243	38.74	61.26
9	20	2013	6	17	2027	11.63	156	17427	1124	903	55.45	44.55
8	16	2013	6	14	2026	11.63	157	17427	964	1062	47.58	52.42
10	11	2013	6	17	2021	11.60	158	17427	1079	942	53.39	46.61
8	17	2013	7	11	2020	11.59	159	17427	926	1094	45.84	54.16
5	24	2013	6	12	2019	11.59	160	17427	979	1040	48.49	51.51
7	3	2013	4	17	2018	11.58	161	17427	1202	816	59.56	40.44
5	12	2013	1	17	2014	11.56	162	17427	864	1150	42.90	57.10
8	23	2013	6	17	2014	11.56	163	17427	1156	858	57.40	42.60
8	2	2013	6	11	2013	11.55	164	17427	818	1195	40.64	59.36
7	12	2013	6	12	2010	11.53	165	17427	871	1139	43.33	56.67
8	16	2013	6	18	2008	11.52	166	17427	1191	817	59.31	40.69
9	15	2013	1	15	2005	11.51	167	17427	1000	1005	49.88	50.12
6	23	2013	1	14	2004	11.50	168	17427	912	1092	45.51	54.49
8	1	2013	5	15	2003	11.49	169	17427	1067	936	53.27	46.73
7	14	2013	1	18	2002	11.49	170	17427	1006	996	50.25	49.75
6	14	2013	6	14	1997	11.46	171	17427	934	1063	46.77	53.23
5	27	2013	2	13	1994	11.44	172	17427	726	1268	36.41	63.59
8	10	2013	7	12	1993	11.44	173	17427	944	1049	47.37	52.63
5	10	2013	6	16	1991	11.42	174	17427	1088	903	54.65	45.35
5	10	2013	6	17	1990	11.42	175	17427	1088	902	54.67	45.33
6	21	2013	6	14	1988	11.41	176	17427	1089	899	54.78	45.22

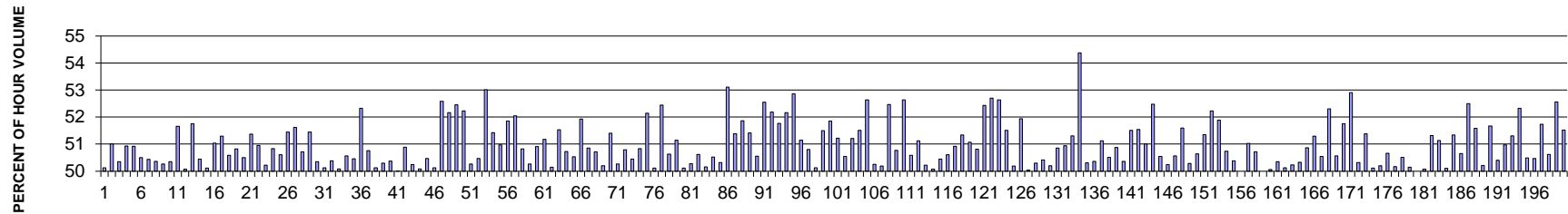
MO	DY	YR	DAY OF WK	HR	HR VOL	PERCENT OF AADT	HOUR NUMBER	AADT	EAST VOLUME	WEST VOLUME	PERCENT EAST IS OF TOTAL VOLUME	PERCENT WEST IS OF TOTAL VOLUME
8	2	2013	6	18	1985	11.39	177	17427	1202	783	60.55	39.45
8	9	2013	6	13	1985	11.39	178	17427	959	1026	48.31	51.69
5	24	2013	6	13	1983	11.38	179	17427	985	998	49.67	50.33
6	7	2013	6	15	1982	11.37	180	17427	1111	871	56.05	43.95
11	27	2013	4	13	1982	11.37	181	17427	847	1135	42.73	57.27
9	22	2013	1	14	1980	11.36	182	17427	800	1180	40.40	59.60
4	7	2013	1	15	1978	11.35	183	17427	1075	903	54.35	45.65
7	19	2013	6	11	1978	11.35	184	17427	759	1219	38.37	61.63
6	7	2013	6	16	1975	11.33	185	17427	1118	857	56.61	43.39
7	28	2013	1	18	1975	11.33	186	17427	1053	922	53.32	46.68
7	26	2013	6	11	1972	11.32	187	17427	798	1174	40.47	59.53
11	27	2013	4	11	1971	11.31	188	17427	562	1409	28.51	71.49
5	17	2013	6	17	1970	11.30	189	17427	1102	868	55.94	44.06
8	30	2013	6	13	1970	11.30	190	17427	934	1036	47.41	52.59
8	23	2013	6	14	1969	11.30	191	17427	986	983	50.08	49.92
8	31	2013	7	11	1967	11.29	192	17427	969	998	49.26	50.74
10	20	2013	1	15	1967	11.29	193	17427	845	1122	42.96	57.04
5	10	2013	6	15	1963	11.26	194	17427	1021	942	52.01	47.99
8	17	2013	7	14	1963	11.26	195	17427	1077	886	54.87	45.13
8	4	2013	1	19	1961	11.25	196	17427	935	1026	47.68	52.32
5	5	2013	1	14	1960	11.25	197	17427	561	1399	28.62	71.38
8	10	2013	7	14	1960	11.25	198	17427	1021	939	52.09	47.91
4	7	2013	1	16	1959	11.24	199	17427	1094	865	55.84	44.16
8	30	2013	6	17	1958	11.24	200	17427	1007	951	51.43	48.57

**SR 090 MP 4.22 MT BAKER TUNNEL ADC SITE R017
K FOR PEAK 200 HOURS OF 2013**



AADT= 133143 K 30 FACTOR= 8.41 K 100 FACTOR= 8.20 K 200 FACTOR= 7.98 D 30 FACTOR= 50.35

**SR 090 MP 4.22 MT BAKER TUNNEL ADC SITE R017
D % IN THE PEAK 200 HOURS OF 2013**



MO	DY	YR	DAY OF WK	HR	HR VOL	PERCENT OF AADT	HOUR NUMBER	AADT	EAST VOLUME	WEST VOLUME	PERCENT EAST IS OF TOTAL VOLUME	PERCENT WEST IS OF TOTAL VOLUME
3	5	2013	3	8	11621	8.73	1	133143	5797	5824	49.88	50.12
3	13	2013	4	8	11482	8.62	2	133143	5856	5626	51.00	49.00
4	23	2013	3	8	11468	8.61	3	133143	5694	5774	49.65	50.35
3	6	2013	4	8	11423	8.58	4	133143	5818	5605	50.93	49.07
3	19	2013	3	8	11417	8.57	5	133143	5813	5604	50.92	49.08
10	1	2013	3	8	11411	8.57	6	133143	5762	5649	50.50	49.50
4	2	2013	3	8	11401	8.56	7	133143	5650	5751	49.56	50.44
2	25	2013	2	8	11393	8.56	8	133143	5656	5737	49.64	50.36
4	9	2013	3	8	11379	8.55	9	133143	5719	5660	50.26	49.74
4	17	2013	4	8	11359	8.53	10	133143	5640	5719	49.65	50.35
3	12	2013	3	8	11340	8.52	11	133143	5858	5482	51.66	48.34
3	4	2013	2	8	11332	8.51	12	133143	5674	5658	50.07	49.93

MO	DY	YR	DAY OF WK	HR	HR VOL	PERCENT OF AADT	HOUR NUMBER	AADT	EAST VOLUME	WEST VOLUME	PERCENT EAST IS OF TOTAL VOLUME	PERCENT WEST IS OF TOTAL VOLUME
1	28	2013	2	8	11331	8.51	13	133143	5865	5466	51.76	48.24
5	9	2013	5	8	11319	8.50	14	133143	5710	5609	50.45	49.55
6	4	2013	3	8	11305	8.49	15	133143	5665	5640	50.11	49.89
3	27	2013	4	8	11302	8.49	16	133143	5769	5533	51.04	48.96
3	14	2013	5	8	11300	8.49	17	133143	5797	5503	51.30	48.70
5	30	2013	5	8	11300	8.49	18	133143	5717	5583	50.59	49.41
3	18	2013	2	8	11297	8.48	19	133143	5741	5556	50.82	49.18
4	15	2013	2	8	11282	8.47	20	133143	5585	5697	49.50	50.50
2	13	2013	4	8	11279	8.47	21	133143	5794	5485	51.37	48.63
2	1	2013	6	8	11269	8.46	22	133143	5741	5528	50.95	49.05
2	27	2013	4	8	11257	8.45	23	133143	5604	5653	49.78	50.22
4	24	2013	4	8	11251	8.45	24	133143	5719	5532	50.83	49.17
4	16	2013	3	8	11238	8.44	25	133143	5550	5688	49.39	50.61
10	7	2013	2	8	11234	8.44	26	133143	5779	5455	51.44	48.56
2	11	2013	2	8	11230	8.43	27	133143	5797	5433	51.62	48.38
3	21	2013	5	8	11230	8.43	28	133143	5696	5534	50.72	49.28
10	3	2013	5	8	11207	8.42	29	133143	5765	5442	51.44	48.56
3	8	2013	6	8	11201	8.41	30	133143	5640	5561	50.35	49.65
5	15	2013	4	8	11192	8.41	31	133143	5610	5582	50.13	49.87
6	12	2013	4	8	11190	8.40	32	133143	5638	5552	50.38	49.62
5	8	2013	4	8	11189	8.40	33	133143	5604	5585	50.08	49.92
6	3	2013	2	8	11188	8.40	34	133143	5657	5531	50.56	49.44
5	1	2013	4	8	11185	8.40	35	133143	5644	5541	50.46	49.54
2	7	2013	5	8	11171	8.39	36	133143	5845	5326	52.32	47.68
4	18	2013	5	8	11166	8.39	37	133143	5668	5498	50.76	49.24
6	5	2013	4	8	11158	8.38	38	133143	5593	5565	50.13	49.87
11	8	2013	6	8	11158	8.38	39	133143	5613	5545	50.30	49.70
6	13	2013	5	8	11153	8.38	40	133143	5618	5535	50.37	49.63
5	7	2013	3	8	11150	8.37	41	133143	5574	5576	49.99	50.01
5	28	2013	3	8	11150	8.37	42	133143	5674	5476	50.89	49.11
6	19	2013	4	8	11148	8.37	43	133143	5547	5601	49.76	50.24
5	3	2013	6	8	11142	8.37	44	133143	5562	5580	49.92	50.08
5	2	2013	5	8	11121	8.35	45	133143	5613	5508	50.47	49.53
4	22	2013	2	8	11120	8.35	46	133143	5575	5545	50.13	49.87
1	23	2013	4	8	11116	8.35	47	133143	5845	5271	52.58	47.42
10	24	2013	5	8	11115	8.35	48	133143	5798	5317	52.16	47.84
1	31	2013	5	8	11112	8.35	49	133143	5828	5284	52.45	47.55
10	8	2013	3	8	11107	8.34	50	133143	5801	5306	52.23	47.77
5	31	2013	6	8	11102	8.34	51	133143	5522	5580	49.74	50.26
4	1	2013	2	8	11097	8.33	52	133143	5496	5601	49.53	50.47
10	17	2013	5	8	11095	8.33	53	133143	5882	5213	53.01	46.99

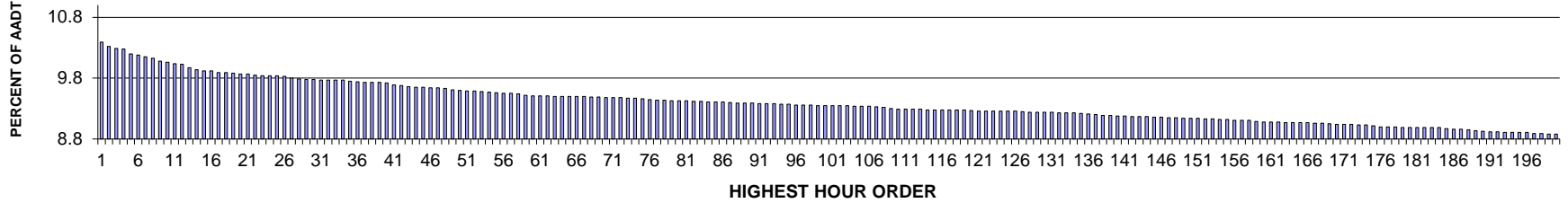
MO	DY	YR	DAY OF WK	HR	HR VOL	PERCENT OF AADT	HOUR NUMBER	AADT	EAST VOLUME	WEST VOLUME	PERCENT EAST IS OF TOTAL VOLUME	PERCENT WEST IS OF TOTAL VOLUME
4	30	2013	3	8	11084	8.32	54	133143	5699	5385	51.42	48.58
5	14	2013	3	8	11084	8.32	55	133143	5650	5434	50.97	49.03
1	24	2013	5	8	11081	8.32	56	133143	5746	5335	51.85	48.15
10	16	2013	4	8	11075	8.32	57	133143	5765	5310	52.05	47.95
9	24	2013	3	8	11073	8.32	58	133143	5627	5446	50.82	49.18
6	17	2013	2	8	11065	8.31	59	133143	5561	5504	50.26	49.74
5	20	2013	2	8	11063	8.31	60	133143	5632	5431	50.91	49.09
11	4	2013	2	8	11060	8.31	61	133143	5660	5400	51.18	48.82
6	11	2013	3	8	11057	8.30	62	133143	5545	5512	50.15	49.85
2	4	2013	2	8	11052	8.30	63	133143	5695	5357	51.53	48.47
2	8	2013	6	8	11048	8.30	64	133143	5605	5443	50.73	49.27
6	20	2013	5	8	11046	8.30	65	133143	5582	5464	50.53	49.47
2	6	2013	4	8	11044	8.29	66	133143	5735	5309	51.93	48.07
9	4	2013	4	8	11044	8.29	67	133143	5616	5428	50.85	49.15
5	16	2013	5	8	11043	8.29	68	133143	5600	5443	50.71	49.29
6	14	2013	6	8	11042	8.29	69	133143	5499	5543	49.80	50.20
11	15	2013	6	8	11040	8.29	70	133143	5675	5365	51.40	48.60
4	26	2013	6	8	11031	8.29	71	133143	5487	5544	49.74	50.26
7	2	2013	3	8	11005	8.27	72	133143	5589	5416	50.79	49.21
2	21	2013	5	8	11001	8.26	73	133143	5451	5550	49.55	50.45
6	18	2013	3	8	10991	8.26	74	133143	5587	5404	50.83	49.17
3	26	2013	3	8	10988	8.25	75	133143	5729	5259	52.14	47.86
6	10	2013	2	8	10985	8.25	76	133143	5480	5505	49.89	50.11
10	15	2013	3	8	10985	8.25	77	133143	5760	5225	52.44	47.56
5	13	2013	2	8	10984	8.25	78	133143	5561	5423	50.63	49.37
2	15	2013	6	8	10982	8.25	79	133143	5617	5365	51.15	48.85
10	4	2013	6	8	10978	8.25	80	133143	5501	5477	50.11	49.89
3	11	2013	2	8	10974	8.24	81	133143	5457	5517	49.73	50.27
2	19	2013	3	8	10972	8.24	82	133143	5418	5554	49.38	50.62
7	23	2013	3	8	10971	8.24	83	133143	5468	5503	49.84	50.16
5	23	2013	5	8	10970	8.24	84	133143	5542	5428	50.52	49.48
5	10	2013	6	8	10969	8.24	85	133143	5520	5449	50.32	49.68
11	5	2013	3	8	10965	8.24	86	133143	5824	5141	53.11	46.89
11	6	2013	4	8	10961	8.23	87	133143	5632	5329	51.38	48.62
12	16	2013	2	8	10961	8.23	88	133143	5684	5277	51.86	48.14
11	13	2013	4	8	10959	8.23	89	133143	5634	5325	51.41	48.59
6	6	2013	5	8	10957	8.23	90	133143	5539	5418	50.55	49.45
9	25	2013	4	8	10957	8.23	91	133143	5758	5199	52.55	47.45
10	29	2013	3	8	10957	8.23	92	133143	5719	5238	52.19	47.81
10	9	2013	4	8	10952	8.23	93	133143	5670	5282	51.77	48.23
9	9	2013	2	8	10934	8.21	94	133143	5703	5231	52.16	47.84

MO	DY	YR	DAY OF WK	HR	HR VOL	PERCENT OF AADT	HOUR NUMBER	AADT	EAST VOLUME	WEST VOLUME	PERCENT EAST IS OF TOTAL VOLUME	PERCENT WEST IS OF TOTAL VOLUME
1	22	2013	3	8	10932	8.21	95	133143	5779	5153	52.86	47.14
4	2	2013	3	17	10931	8.21	96	133143	5340	5591	48.85	51.15
1	31	2013	5	17	10930	8.21	97	133143	5378	5552	49.20	50.80
4	11	2013	5	8	10925	8.21	98	133143	5449	5476	49.88	50.12
8	6	2013	3	8	10923	8.20	99	133143	5625	5298	51.50	48.50
2	5	2013	3	8	10920	8.20	100	133143	5662	5258	51.85	48.15
9	26	2013	5	8	10919	8.20	101	133143	5593	5326	51.22	48.78
7	10	2013	4	8	10917	8.20	102	133143	5517	5400	50.54	49.46
11	22	2013	6	8	10912	8.20	103	133143	5588	5324	51.21	48.79
9	13	2013	6	8	10910	8.19	104	133143	5620	5290	51.51	48.49
10	10	2013	5	8	10910	8.19	105	133143	5743	5167	52.64	47.36
3	11	2013	2	17	10909	8.19	106	133143	5427	5482	49.75	50.25
8	19	2013	2	8	10908	8.19	107	133143	5475	5433	50.19	49.81
11	21	2013	5	8	10905	8.19	108	133143	5722	5183	52.47	47.53
9	12	2013	5	8	10902	8.19	109	133143	5535	5367	50.77	49.23
10	31	2013	5	8	10901	8.19	110	133143	5738	5163	52.64	47.36
9	16	2013	2	8	10900	8.19	111	133143	5386	5514	49.41	50.59
9	17	2013	3	8	10890	8.18	112	133143	5567	5323	51.12	48.88
7	12	2013	6	8	10888	8.18	113	133143	5420	5468	49.78	50.22
6	7	2013	6	8	10885	8.18	114	133143	5435	5450	49.93	50.07
2	12	2013	3	17	10883	8.17	115	133143	5393	5490	49.55	50.45
3	14	2013	5	17	10877	8.17	116	133143	5372	5505	49.39	50.61
9	18	2013	4	8	10877	8.17	117	133143	5539	5338	50.92	49.08
7	17	2013	4	8	10876	8.17	118	133143	5584	5292	51.34	48.66
4	8	2013	2	8	10872	8.17	119	133143	5552	5320	51.07	48.93
5	24	2013	6	8	10868	8.16	120	133143	5522	5346	50.81	49.19
1	15	2013	3	8	10858	8.16	121	133143	5693	5165	52.43	47.57
11	14	2013	5	8	10854	8.15	122	133143	5720	5134	52.70	47.30
10	22	2013	3	8	10850	8.15	123	133143	5711	5139	52.64	47.36
5	6	2013	2	8	10839	8.14	124	133143	5583	5256	51.51	48.49
7	8	2013	2	8	10836	8.14	125	133143	5439	5397	50.19	49.81
2	12	2013	3	8	10832	8.14	126	133143	5626	5206	51.94	48.06
8	14	2013	4	8	10832	8.14	127	133143	5412	5420	49.96	50.04
8	7	2013	4	8	10828	8.13	128	133143	5447	5381	50.30	49.70
8	22	2013	5	8	10825	8.13	129	133143	5457	5368	50.41	49.59
7	30	2013	3	8	10820	8.13	130	133143	5388	5432	49.80	50.20
7	25	2013	5	8	10817	8.12	131	133143	5500	5317	50.85	49.15
8	15	2013	5	8	10816	8.12	132	133143	5306	5510	49.06	50.94
7	9	2013	3	8	10813	8.12	133	133143	5548	5265	51.31	48.69
11	20	2013	4	8	10812	8.12	134	133143	5880	4932	54.38	45.62
3	1	2013	6	8	10810	8.12	135	133143	5438	5372	50.31	49.69

MO	DY	YR	DAY OF WK	HR	HR VOL	PERCENT OF AADT	HOUR NUMBER	AADT	EAST VOLUME	WEST VOLUME	PERCENT EAST IS OF TOTAL VOLUME	PERCENT WEST IS OF TOTAL VOLUME
2	11	2013	2	17	10808	8.12	136	133143	5365	5443	49.64	50.36
3	18	2013	2	17	10807	8.12	137	133143	5282	5525	48.88	51.12
7	22	2013	2	8	10807	8.12	138	133143	5459	5348	50.51	49.49
5	17	2013	6	8	10806	8.12	139	133143	5498	5308	50.88	49.12
3	15	2013	6	8	10805	8.12	140	133143	5441	5364	50.36	49.64
4	25	2013	5	8	10803	8.11	141	133143	5565	5238	51.51	48.49
12	17	2013	3	8	10794	8.11	142	133143	5563	5231	51.54	48.46
4	10	2013	4	17	10791	8.10	143	133143	5286	5505	48.99	51.01
12	3	2013	3	8	10790	8.10	144	133143	5663	5127	52.48	47.52
7	18	2013	5	8	10788	8.10	145	133143	5452	5336	50.54	49.46
4	5	2013	6	8	10786	8.10	146	133143	5419	5367	50.24	49.76
3	25	2013	2	8	10785	8.10	147	133143	5332	5453	49.44	50.56
2	20	2013	4	8	10783	8.10	148	133143	5564	5219	51.60	48.40
7	1	2013	2	8	10780	8.10	149	133143	5421	5359	50.29	49.71
3	7	2013	5	8	10778	8.10	150	133143	5458	5320	50.64	49.36
3	4	2013	2	17	10765	8.09	151	133143	5237	5528	48.65	51.35
7	24	2013	4	8	10761	8.08	152	133143	5621	5140	52.23	47.77
12	19	2013	5	8	10756	8.08	153	133143	5581	5175	51.89	48.11
8	20	2013	3	8	10753	8.08	154	133143	5456	5297	50.74	49.26
7	11	2013	5	8	10750	8.07	155	133143	5334	5416	49.62	50.38
8	1	2013	5	8	10747	8.07	156	133143	5373	5374	50.00	50.00
10	21	2013	2	17	10747	8.07	157	133143	5263	5484	48.97	51.03
6	28	2013	6	8	10746	8.07	158	133143	5450	5296	50.72	49.28
3	20	2013	4	17	10738	8.07	159	133143	5369	5369	50.00	50.00
7	31	2013	4	8	10737	8.06	160	133143	5375	5362	50.06	49.94
2	8	2013	6	17	10736	8.06	161	133143	5330	5406	49.65	50.35
8	23	2013	6	8	10736	8.06	162	133143	5381	5355	50.12	49.88
8	12	2013	2	8	10730	8.06	163	133143	5340	5390	49.77	50.23
5	22	2013	4	8	10729	8.06	164	133143	5400	5329	50.33	49.67
3	5	2013	3	17	10727	8.06	165	133143	5270	5457	49.13	50.87
1	3	2013	5	8	10720	8.05	166	133143	5499	5221	51.30	48.70
3	22	2013	6	8	10719	8.05	167	133143	5417	5302	50.54	49.46
10	21	2013	2	8	10718	8.05	168	133143	5606	5112	52.30	47.70
4	15	2013	2	17	10713	8.05	169	133143	5297	5416	49.44	50.56
1	14	2013	2	8	10711	8.04	170	133143	5544	5167	51.76	48.24
10	28	2013	2	8	10710	8.04	171	133143	5667	5043	52.91	47.09
10	8	2013	3	17	10709	8.04	172	133143	5320	5389	49.68	50.32
11	1	2013	6	8	10706	8.04	173	133143	5501	5205	51.38	48.62
3	1	2013	6	17	10705	8.04	174	133143	5341	5364	49.89	50.11
2	4	2013	2	17	10702	8.04	175	133143	5330	5372	49.80	50.20
4	12	2013	6	8	10698	8.03	176	133143	5420	5278	50.66	49.34

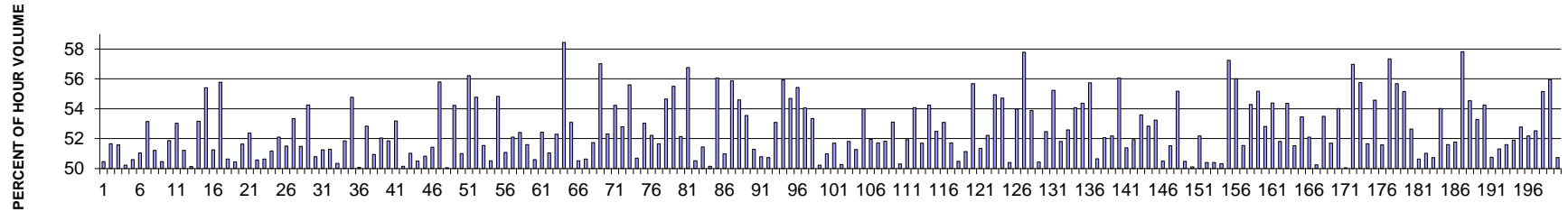
MO	DY	YR	DAY OF WK	HR	HR VOL	PERCENT OF AADT	HOUR NUMBER	AADT	EAST VOLUME	WEST VOLUME	PERCENT EAST IS OF TOTAL VOLUME	PERCENT WEST IS OF TOTAL VOLUME
11	19	2013	3	17	10691	8.03	177	133143	5327	5364	49.83	50.17
1	9	2013	4	17	10685	8.03	178	133143	5288	5397	49.49	50.51
2	25	2013	2	17	10683	8.02	179	133143	5325	5358	49.85	50.15
11	4	2013	2	17	10680	8.02	180	133143	5340	5340	50.00	50.00
8	5	2013	2	8	10679	8.02	181	133143	5347	5332	50.07	49.93
2	21	2013	5	17	10678	8.02	182	133143	5198	5480	48.68	51.32
4	9	2013	3	17	10669	8.01	183	133143	5214	5455	48.87	51.13
7	19	2013	6	8	10666	8.01	184	133143	5322	5344	49.90	50.10
7	15	2013	2	8	10664	8.01	185	133143	5475	5189	51.34	48.66
1	3	2013	5	17	10663	8.01	186	133143	5262	5401	49.35	50.65
9	23	2013	2	8	10660	8.01	187	133143	5596	5064	52.50	47.50
4	18	2013	5	9	10657	8.00	188	133143	5498	5159	51.59	48.41
7	29	2013	2	8	10655	8.00	189	133143	5305	5350	49.79	50.21
12	4	2013	4	8	10653	8.00	190	133143	5504	5149	51.67	48.33
9	20	2013	6	8	10652	8.00	191	133143	5283	5369	49.60	50.40
3	28	2013	5	8	10651	8.00	192	133143	5429	5222	50.97	49.03
4	2	2013	3	18	10644	7.99	193	133143	5183	5461	48.69	51.31
3	25	2013	2	9	10639	7.99	194	133143	5567	5072	52.33	47.67
3	22	2013	6	17	10637	7.99	195	133143	5266	5371	49.51	50.49
3	7	2013	5	18	10635	7.99	196	133143	5267	5368	49.53	50.47
3	19	2013	3	9	10634	7.99	197	133143	5502	5132	51.74	48.26
4	23	2013	3	17	10628	7.98	198	133143	5380	5248	50.62	49.38
2	27	2013	4	9	10626	7.98	199	133143	5585	5041	52.56	47.44
1	4	2013	6	17	10625	7.98	200	133143	5151	5474	48.48	51.52

**SR 005 MP 86.32 GRAND MOUND ADC SITE R019
K FOR PEAK 200 HOURS OF 2013**



AADT= 60823 K 30 FACTOR= 9.78 K 100 FACTOR= 9.35 K 200 FACTOR= 8.88 D 30 FACTOR= 50.78

**SR 005 MP 86.32 GRAND MOUND ADC SITE R019
D % IN THE PEAK 200 HOURS OF 2013**



MO	DY	YR	DAY OF WK	HR	HR VOL	PERCENT OF AADT	HOUR NUMBER	AADT	NORTH VOLUME	SOUTH VOLUME	PERCENT NORTH IS OF TOTAL VOLUME	PERCENT SOUTH IS OF TOTAL VOLUME
5	27	2013	2	15	6319	10.39	1	60823	3131	3188	49.55	50.45
8	18	2013	1	18	6277	10.32	2	60823	3034	3243	48.34	51.66
11	30	2013	7	13	6257	10.29	3	60823	3227	3030	51.57	48.43
8	18	2013	1	14	6253	10.28	4	60823	3113	3140	49.78	50.22
7	28	2013	1	16	6201	10.20	5	60823	3138	3063	50.60	49.40
7	28	2013	1	15	6192	10.18	6	60823	3160	3032	51.03	48.97
8	24	2013	7	12	6172	10.15	7	60823	2892	3280	46.86	53.14
8	18	2013	1	13	6163	10.13	8	60823	3007	3156	48.79	51.21
8	25	2013	1	13	6133	10.08	9	60823	3095	3038	50.46	49.54
8	17	2013	7	12	6120	10.06	10	60823	2946	3174	48.14	51.86
11	30	2013	7	14	6109	10.04	11	60823	3239	2870	53.02	46.98
8	18	2013	1	15	6099	10.03	12	60823	3124	2975	51.22	48.78

MO	DY	YR	DAY OF WK	HR	HR VOL	PERCENT OF AADT	HOUR NUMBER	AADT	NORTH VOLUME	SOUTH VOLUME	PERCENT NORTH IS OF TOTAL VOLUME	PERCENT SOUTH IS OF TOTAL VOLUME
8	11	2013	1	13	6067	9.97	13	60823	3041	3026	50.12	49.88
8	25	2013	1	16	6048	9.94	14	60823	3215	2833	53.16	46.84
11	30	2013	7	15	6036	9.92	15	60823	3344	2692	55.40	44.60
7	28	2013	1	14	6034	9.92	16	60823	2942	3092	48.76	51.24
8	31	2013	7	11	6018	9.89	17	60823	2662	3356	44.23	55.77
8	11	2013	1	14	6015	9.89	18	60823	3046	2969	50.64	49.36
8	25	2013	1	14	6008	9.88	19	60823	3030	2978	50.43	49.57
7	19	2013	6	15	6005	9.87	20	60823	3101	2904	51.64	48.36
8	10	2013	7	12	6002	9.87	21	60823	2859	3143	47.63	52.37
8	11	2013	1	15	5992	9.85	22	60823	3030	2962	50.57	49.43
8	23	2013	6	15	5987	9.84	23	60823	3032	2955	50.64	49.36
11	28	2013	5	11	5986	9.84	24	60823	3063	2923	51.17	48.83
11	28	2013	5	13	5984	9.84	25	60823	3117	2867	52.09	47.91
11	28	2013	5	12	5977	9.83	26	60823	3078	2899	51.50	48.50
7	7	2013	1	16	5958	9.80	27	60823	3178	2780	53.34	46.66
11	30	2013	7	12	5953	9.79	28	60823	2888	3065	48.51	51.49
8	25	2013	1	17	5950	9.78	29	60823	3227	2723	54.24	45.76
8	17	2013	7	13	5949	9.78	30	60823	2928	3021	49.22	50.78
8	18	2013	1	12	5943	9.77	31	60823	2897	3046	48.75	51.25
7	19	2013	6	14	5942	9.77	32	60823	3047	2895	51.28	48.72
8	18	2013	1	16	5941	9.77	33	60823	2991	2950	50.35	49.65
8	31	2013	7	12	5940	9.77	34	60823	2860	3080	48.15	51.85
8	4	2013	1	16	5929	9.75	35	60823	3247	2682	54.76	45.24
7	7	2013	1	14	5924	9.74	36	60823	2966	2958	50.07	49.93
7	12	2013	6	17	5921	9.73	37	60823	3128	2793	52.83	47.17
7	21	2013	1	13	5917	9.73	38	60823	3014	2903	50.94	49.06
8	25	2013	1	15	5916	9.73	39	60823	3079	2837	52.05	47.95
7	19	2013	6	16	5909	9.72	40	60823	3063	2846	51.84	48.16
7	21	2013	1	15	5895	9.69	41	60823	3135	2760	53.18	46.82
8	11	2013	1	17	5885	9.68	42	60823	2934	2951	49.86	50.14
7	28	2013	1	17	5878	9.66	43	60823	2999	2879	51.02	48.98
7	21	2013	1	16	5870	9.65	44	60823	2964	2906	50.49	49.51
7	7	2013	1	15	5868	9.65	45	60823	2982	2886	50.82	49.18
8	16	2013	6	15	5866	9.64	46	60823	3017	2849	51.43	48.57
5	25	2013	7	12	5865	9.64	47	60823	2593	3272	44.21	55.79
8	24	2013	7	13	5859	9.63	48	60823	2926	2933	49.94	50.06
7	27	2013	7	11	5847	9.61	49	60823	2677	3170	45.78	54.22
8	25	2013	1	12	5842	9.60	50	60823	2863	2979	49.01	50.99
8	3	2013	7	12	5831	9.59	51	60823	2553	3278	43.78	56.22
7	7	2013	1	17	5830	9.59	52	60823	3193	2637	54.77	45.23
8	9	2013	6	16	5824	9.58	53	60823	2823	3001	48.47	51.53

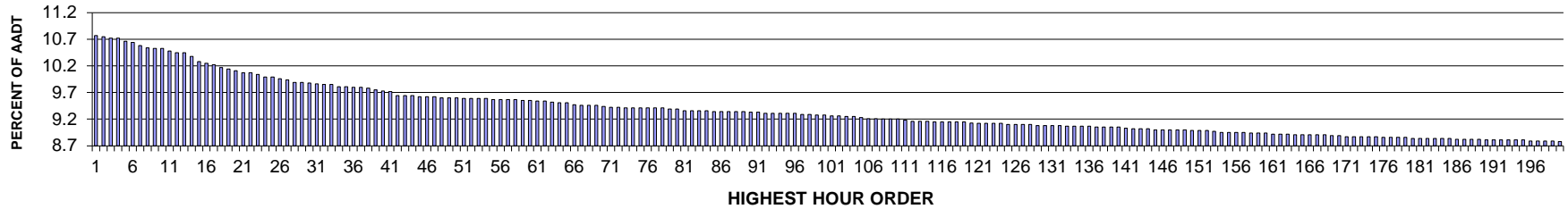
MO	DY	YR	DAY OF WK	HR	HR VOL	PERCENT OF AADT	HOUR NUMBER	AADT	NORTH VOLUME	SOUTH VOLUME	PERCENT NORTH IS OF TOTAL VOLUME	PERCENT SOUTH IS OF TOTAL VOLUME
12	26	2013	5	15	5820	9.57	54	60823	2880	2940	49.48	50.52
7	14	2013	1	17	5815	9.56	55	60823	3188	2627	54.82	45.18
12	1	2013	1	14	5807	9.55	56	60823	2966	2841	51.08	48.92
12	28	2013	7	13	5807	9.55	57	60823	2782	3025	47.91	52.09
8	16	2013	6	14	5804	9.54	58	60823	3042	2762	52.41	47.59
7	28	2013	1	13	5791	9.52	59	60823	2803	2988	48.40	51.60
8	9	2013	6	14	5787	9.51	60	60823	2928	2859	50.60	49.40
11	27	2013	4	14	5786	9.51	61	60823	2753	3033	47.58	52.42
7	7	2013	1	13	5783	9.51	62	60823	2832	2951	48.97	51.03
7	12	2013	6	16	5781	9.50	63	60823	3023	2758	52.29	47.71
8	3	2013	7	11	5780	9.50	64	60823	2402	3378	41.56	58.44
7	21	2013	1	14	5776	9.50	65	60823	3066	2710	53.08	46.92
8	17	2013	7	14	5776	9.50	66	60823	2918	2858	50.52	49.48
11	27	2013	4	15	5776	9.50	67	60823	2925	2851	50.64	49.36
11	29	2013	6	14	5775	9.49	68	60823	2787	2988	48.26	51.74
8	24	2013	7	11	5774	9.49	69	60823	2483	3291	43.00	57.00
3	15	2013	6	15	5766	9.48	70	60823	3016	2750	52.31	47.69
6	23	2013	1	14	5766	9.48	71	60823	3127	2639	54.23	45.77
7	14	2013	1	14	5766	9.48	72	60823	3044	2722	52.79	47.21
8	16	2013	6	12	5761	9.47	73	60823	2558	3203	44.40	55.60
8	9	2013	6	15	5760	9.47	74	60823	2919	2841	50.68	49.32
7	27	2013	7	12	5751	9.46	75	60823	2701	3050	46.97	53.03
8	30	2013	6	15	5750	9.45	76	60823	2748	3002	47.79	52.21
8	4	2013	1	13	5743	9.44	77	60823	2966	2777	51.65	48.35
8	4	2013	1	17	5742	9.44	78	60823	3138	2604	54.65	45.35
11	29	2013	6	12	5737	9.43	79	60823	2553	3184	44.50	55.50
11	29	2013	6	15	5737	9.43	80	60823	2746	2991	47.86	52.14
11	30	2013	7	16	5736	9.43	81	60823	3256	2480	56.76	43.24
8	23	2013	6	14	5732	9.42	82	60823	2895	2837	50.51	49.49
8	24	2013	7	15	5729	9.42	83	60823	2947	2782	51.44	48.56
8	10	2013	7	13	5726	9.41	84	60823	2855	2871	49.86	50.14
8	17	2013	7	11	5725	9.41	85	60823	2516	3209	43.95	56.05
12	26	2013	5	14	5724	9.41	86	60823	2806	2918	49.02	50.98
8	4	2013	1	18	5718	9.40	87	60823	3194	2524	55.86	44.14
6	15	2013	7	12	5712	9.39	88	60823	2594	3118	45.41	54.59
8	11	2013	1	16	5709	9.39	89	60823	3057	2652	53.55	46.45
8	17	2013	7	15	5709	9.39	90	60823	2928	2781	51.29	48.71
6	23	2013	1	15	5708	9.38	91	60823	2899	2809	50.79	49.21
8	16	2013	6	16	5703	9.38	92	60823	2810	2893	49.27	50.73
11	27	2013	4	12	5703	9.38	93	60823	2675	3028	46.91	53.09
7	13	2013	7	12	5700	9.37	94	60823	2512	3188	44.07	55.93

MO	DY	YR	DAY OF WK	HR	HR VOL	PERCENT OF AADT	HOUR NUMBER	AADT	NORTH VOLUME	SOUTH VOLUME	PERCENT NORTH IS OF TOTAL VOLUME	PERCENT SOUTH IS OF TOTAL VOLUME
7	14	2013	1	18	5699	9.37	95	60823	3117	2582	54.69	45.31
3	31	2013	1	18	5693	9.36	96	60823	3155	2538	55.42	44.58
6	16	2013	1	17	5691	9.36	97	60823	3076	2615	54.05	45.95
8	30	2013	6	16	5691	9.36	98	60823	2656	3035	46.67	53.33
6	14	2013	6	15	5688	9.35	99	60823	2857	2831	50.23	49.77
8	23	2013	6	16	5688	9.35	100	60823	2899	2789	50.97	49.03
8	16	2013	6	13	5686	9.35	101	60823	2747	2939	48.31	51.69
7	28	2013	1	12	5685	9.35	102	60823	2827	2858	49.73	50.27
9	2	2013	2	14	5685	9.35	103	60823	2945	2740	51.80	48.20
7	12	2013	6	15	5679	9.34	104	60823	2768	2911	48.74	51.26
7	14	2013	1	15	5678	9.34	105	60823	3066	2612	54.00	46.00
8	4	2013	1	14	5678	9.34	106	60823	2950	2728	51.95	48.05
12	1	2013	1	15	5672	9.33	107	60823	2933	2739	51.71	48.29
8	4	2013	1	15	5668	9.32	108	60823	2938	2730	51.83	48.17
6	14	2013	6	16	5656	9.30	109	60823	2652	3004	46.89	53.11
12	28	2013	7	14	5652	9.29	110	60823	2843	2809	50.30	49.70
3	29	2013	6	16	5649	9.29	111	60823	2716	2933	48.08	51.92
7	20	2013	7	12	5649	9.29	112	60823	2595	3054	45.94	54.06
8	31	2013	7	14	5649	9.29	113	60823	2920	2729	51.69	48.31
8	10	2013	7	11	5647	9.28	114	60823	2584	3063	45.76	54.24
7	28	2013	1	18	5646	9.28	115	60823	2963	2683	52.48	47.52
7	21	2013	1	17	5645	9.28	116	60823	2997	2648	53.09	46.91
8	31	2013	7	13	5644	9.28	117	60823	2725	2919	48.28	51.72
12	27	2013	6	15	5644	9.28	118	60823	2849	2795	50.48	49.52
7	19	2013	6	13	5643	9.28	119	60823	2758	2885	48.87	51.13
6	30	2013	1	15	5641	9.27	120	60823	3141	2500	55.68	44.32
8	11	2013	1	18	5634	9.26	121	60823	2893	2741	51.35	48.65
8	16	2013	6	17	5634	9.26	122	60823	2692	2942	47.78	52.22
12	26	2013	5	12	5633	9.26	123	60823	2538	3095	45.06	54.94
7	14	2013	1	16	5632	9.26	124	60823	3081	2551	54.71	45.29
11	27	2013	4	16	5632	9.26	125	60823	2838	2794	50.39	49.61
12	28	2013	7	12	5630	9.26	126	60823	2591	3039	46.02	53.98
5	25	2013	7	11	5628	9.25	127	60823	2376	3252	42.22	57.78
7	19	2013	6	12	5623	9.24	128	60823	2594	3029	46.13	53.87
8	24	2013	7	14	5622	9.24	129	60823	2786	2836	49.56	50.44
12	27	2013	6	13	5619	9.24	130	60823	2671	2948	47.54	52.46
8	30	2013	6	18	5618	9.24	131	60823	2516	3102	44.78	55.22
7	26	2013	6	12	5615	9.23	132	60823	2706	2909	48.19	51.81
10	11	2013	6	15	5615	9.23	133	60823	2662	2953	47.41	52.59
9	2	2013	2	16	5611	9.23	134	60823	3034	2577	54.07	45.93
6	23	2013	1	16	5608	9.22	135	60823	3048	2560	54.35	45.65

MO	DY	YR	DAY OF WK	HR	HR VOL	PERCENT OF AADT	HOUR NUMBER	AADT	NORTH VOLUME	SOUTH VOLUME	PERCENT NORTH IS OF TOTAL VOLUME	PERCENT SOUTH IS OF TOTAL VOLUME
3	29	2013	6	15	5604	9.21	136	60823	2481	3123	44.27	55.73
7	14	2013	1	13	5595	9.20	137	60823	2834	2761	50.65	49.35
9	2	2013	2	13	5589	9.19	138	60823	2910	2679	52.07	47.93
12	26	2013	5	13	5589	9.19	139	60823	2673	2916	47.83	52.17
6	30	2013	1	17	5584	9.18	140	60823	3130	2454	56.05	43.95
12	1	2013	1	13	5583	9.18	141	60823	2869	2714	51.39	48.61
6	28	2013	6	17	5579	9.17	142	60823	2897	2682	51.93	48.07
8	30	2013	6	12	5579	9.17	143	60823	2589	2990	46.41	53.59
11	29	2013	6	13	5576	9.17	144	60823	2630	2946	47.17	52.83
8	25	2013	1	18	5574	9.16	145	60823	2967	2607	53.23	46.77
12	27	2013	6	16	5574	9.16	146	60823	2815	2759	50.50	49.50
8	30	2013	6	13	5567	9.15	147	60823	2699	2868	48.48	51.52
6	16	2013	1	15	5566	9.15	148	60823	3071	2495	55.17	44.83
11	27	2013	4	17	5562	9.14	149	60823	2807	2755	50.47	49.53
7	19	2013	6	17	5561	9.14	150	60823	2786	2775	50.10	49.90
7	5	2013	6	14	5557	9.14	151	60823	2658	2899	47.83	52.17
6	14	2013	6	14	5551	9.13	152	60823	2797	2754	50.39	49.61
10	11	2013	6	16	5551	9.13	153	60823	2754	2797	49.61	50.39
8	2	2013	6	14	5548	9.12	154	60823	2756	2792	49.68	50.32
7	28	2013	1	19	5545	9.12	155	60823	3174	2371	57.24	42.76
6	16	2013	1	16	5541	9.11	156	60823	3103	2438	56.00	44.00
7	26	2013	6	13	5540	9.11	157	60823	2685	2855	48.47	51.53
6	30	2013	1	16	5538	9.11	158	60823	3006	2532	54.28	45.72
5	27	2013	2	16	5530	9.09	159	60823	3051	2479	55.17	44.83
6	22	2013	7	12	5522	9.08	160	60823	2606	2916	47.19	52.81
8	30	2013	6	17	5522	9.08	161	60823	2519	3003	45.62	54.38
8	23	2013	6	13	5521	9.08	162	60823	2661	2860	48.20	51.80
7	13	2013	7	13	5517	9.07	163	60823	2518	2999	45.64	54.36
7	26	2013	6	16	5517	9.07	164	60823	2842	2675	51.51	48.49
6	30	2013	1	14	5516	9.07	165	60823	2949	2567	53.46	46.54
8	2	2013	6	13	5515	9.07	166	60823	2642	2873	47.91	52.09
8	3	2013	7	15	5513	9.06	167	60823	2743	2770	49.76	50.24
8	11	2013	1	12	5513	9.06	168	60823	2564	2949	46.51	53.49
11	27	2013	4	13	5507	9.05	169	60823	2660	2847	48.30	51.70
8	23	2013	6	12	5501	9.04	170	60823	2530	2971	45.99	54.01
12	27	2013	6	14	5500	9.04	171	60823	2753	2747	50.05	49.95
7	7	2013	1	18	5496	9.04	172	60823	3131	2365	56.97	43.03
6	23	2013	1	17	5495	9.03	173	60823	3064	2431	55.76	44.24
10	11	2013	6	17	5490	9.03	174	60823	2654	2836	48.34	51.66
6	23	2013	1	18	5485	9.02	175	60823	2993	2492	54.57	45.43
6	29	2013	7	12	5477	9.00	176	60823	2652	2825	48.42	51.58

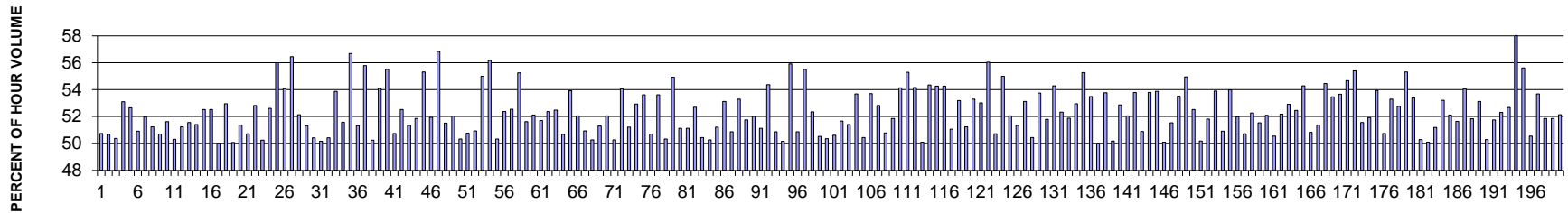
MO	DY	YR	DAY OF WK	HR	HR VOL	PERCENT OF AADT	HOUR NUMBER	AADT	NORTH VOLUME	SOUTH VOLUME	PERCENT NORTH IS OF TOTAL VOLUME	PERCENT SOUTH IS OF TOTAL VOLUME
7	13	2013	7	11	5475	9.00	177	60823	2336	3139	42.67	57.33
8	2	2013	6	12	5475	9.00	178	60823	2427	3048	44.33	55.67
5	12	2013	1	16	5471	8.99	179	60823	3017	2454	55.15	44.85
12	24	2013	3	14	5469	8.99	180	60823	2590	2879	47.36	52.64
6	21	2013	6	15	5468	8.99	181	60823	2699	2769	49.36	50.64
8	30	2013	6	14	5468	8.99	182	60823	2678	2790	48.98	51.02
8	31	2013	7	15	5468	8.99	183	60823	2774	2694	50.73	49.27
12	21	2013	7	12	5466	8.99	184	60823	2514	2952	45.99	54.01
8	10	2013	7	14	5453	8.97	185	60823	2814	2639	51.60	48.40
7	13	2013	7	16	5452	8.96	186	60823	2629	2823	48.22	51.78
8	17	2013	7	18	5449	8.96	187	60823	2299	3150	42.19	57.81
5	12	2013	1	17	5441	8.95	188	60823	2967	2474	54.53	45.47
7	26	2013	6	18	5437	8.94	189	60823	2540	2897	46.72	53.28
7	5	2013	6	13	5430	8.93	190	60823	2484	2946	45.75	54.25
6	21	2013	6	16	5428	8.92	191	60823	2754	2674	50.74	49.26
8	23	2013	6	18	5423	8.92	192	60823	2641	2782	48.70	51.30
12	1	2013	1	16	5422	8.91	193	60823	2797	2625	51.59	48.41
7	20	2013	7	13	5420	8.91	194	60823	2608	2812	48.12	51.88
5	24	2013	6	16	5419	8.91	195	60823	2559	2860	47.22	52.78
8	3	2013	7	13	5417	8.91	196	60823	2591	2826	47.83	52.17
7	5	2013	6	15	5409	8.89	197	60823	2568	2841	47.48	52.52
2	18	2013	2	15	5405	8.89	198	60823	2981	2424	55.15	44.85
3	29	2013	6	17	5402	8.88	199	60823	2380	3022	44.06	55.94
12	21	2013	7	13	5401	8.88	200	60823	2661	2740	49.27	50.73

**SR 017 MP 30.37 OTHELLO ADC SITE R020
K FOR PEAK 200 HOURS OF 2013**



AADT= 6165 K 30 FACTOR= 9.88 K 100 FACTOR= 9.28 K 200 FACTOR= 8.78 D 30 FACTOR= 50.41

**SR 017 MP 30.37 OTHELLO ADC SITE R020
D % IN THE PEAK 200 HOURS OF 2013**



MO	DY	YR	DAY OF WK	HR	HR VOL	PERCENT OF AADT	HOUR NUMBER	AADT	NORTH VOLUME	SOUTH VOLUME	PERCENT NORTH IS OF TOTAL VOLUME	PERCENT SOUTH IS OF TOTAL VOLUME
10	18	2013	6	17	664	10.77	1	6165	327	337	49.25	50.75
7	26	2013	6	16	663	10.75	2	6165	336	327	50.68	49.32
3	1	2013	6	17	661	10.72	3	6165	333	328	50.38	49.62
8	30	2013	6	18	661	10.72	4	6165	351	310	53.10	46.90
10	11	2013	6	18	657	10.66	5	6165	311	346	47.34	52.66
10	18	2013	6	18	656	10.64	6	6165	322	334	49.09	50.91
7	26	2013	6	17	652	10.58	7	6165	339	313	51.99	48.01
9	13	2013	6	17	650	10.54	8	6165	317	333	48.77	51.23
8	23	2013	6	17	649	10.53	9	6165	329	320	50.69	49.31
10	11	2013	6	17	649	10.53	10	6165	335	314	51.62	48.38
4	12	2013	6	17	646	10.48	11	6165	321	325	49.69	50.31
3	15	2013	6	17	644	10.45	12	6165	314	330	48.76	51.24

MO	DY	YR	DAY OF WK	HR	HR VOL	PERCENT OF AADT	HOUR NUMBER	AADT	NORTH VOLUME	SOUTH VOLUME	PERCENT NORTH IS OF TOTAL VOLUME	PERCENT SOUTH IS OF TOTAL VOLUME
9	20	2013	6	17	644	10.45	13	6165	312	332	48.45	51.55
8	2	2013	6	17	640	10.38	14	6165	329	311	51.41	48.59
10	4	2013	6	18	634	10.28	15	6165	301	333	47.48	52.52
7	19	2013	6	17	632	10.25	16	6165	300	332	47.47	52.53
7	12	2013	6	17	630	10.22	17	6165	315	315	50.00	50.00
10	25	2013	6	17	627	10.17	18	6165	295	332	47.05	52.95
10	18	2013	6	16	625	10.14	19	6165	313	312	50.08	49.92
5	31	2013	6	17	623	10.11	20	6165	303	320	48.64	51.36
6	14	2013	6	18	621	10.07	21	6165	306	315	49.28	50.72
7	25	2013	5	18	621	10.07	22	6165	293	328	47.18	52.82
10	4	2013	6	17	619	10.04	23	6165	311	308	50.24	49.76
4	1	2013	2	17	616	9.99	24	6165	292	324	47.40	52.60
11	1	2013	6	17	616	9.99	25	6165	271	345	43.99	56.01
5	24	2013	6	17	614	9.96	26	6165	332	282	54.07	45.93
10	31	2013	5	17	613	9.94	27	6165	267	346	43.56	56.44
8	1	2013	5	17	610	9.89	28	6165	292	318	47.87	52.13
8	30	2013	6	17	610	9.89	29	6165	313	297	51.31	48.69
9	6	2013	6	18	609	9.88	30	6165	302	307	49.59	50.41
9	27	2013	6	17	608	9.86	31	6165	303	305	49.84	50.16
7	12	2013	6	18	607	9.85	32	6165	301	306	49.59	50.41
11	27	2013	4	16	607	9.85	33	6165	280	327	46.13	53.87
6	14	2013	6	16	605	9.81	34	6165	312	293	51.57	48.43
8	16	2013	6	18	605	9.81	35	6165	343	262	56.69	43.31
5	10	2013	6	17	604	9.80	36	6165	294	310	48.68	51.32
5	24	2013	6	18	604	9.80	37	6165	337	267	55.79	44.21
6	14	2013	6	17	603	9.78	38	6165	303	300	50.25	49.75
10	11	2013	6	16	601	9.75	39	6165	325	276	54.08	45.92
11	22	2013	6	17	600	9.73	40	6165	267	333	44.50	55.50
3	29	2013	6	17	599	9.72	41	6165	295	304	49.25	50.75
8	16	2013	6	17	594	9.64	42	6165	282	312	47.47	52.53
9	20	2013	6	18	594	9.64	43	6165	305	289	51.35	48.65
10	10	2013	5	17	594	9.64	44	6165	286	308	48.15	51.85
6	21	2013	6	16	593	9.62	45	6165	265	328	44.69	55.31
7	26	2013	6	18	593	9.62	46	6165	285	308	48.06	51.94
8	30	2013	6	16	593	9.62	47	6165	337	256	56.83	43.17
4	19	2013	6	17	592	9.60	48	6165	287	305	48.48	51.52
4	19	2013	6	18	592	9.60	49	6165	284	308	47.97	52.03
10	17	2013	5	17	592	9.60	50	6165	294	298	49.66	50.34
3	8	2013	6	17	591	9.59	51	6165	291	300	49.24	50.76
8	1	2013	5	18	591	9.59	52	6165	301	290	50.93	49.07
10	9	2013	4	17	591	9.59	53	6165	266	325	45.01	54.99

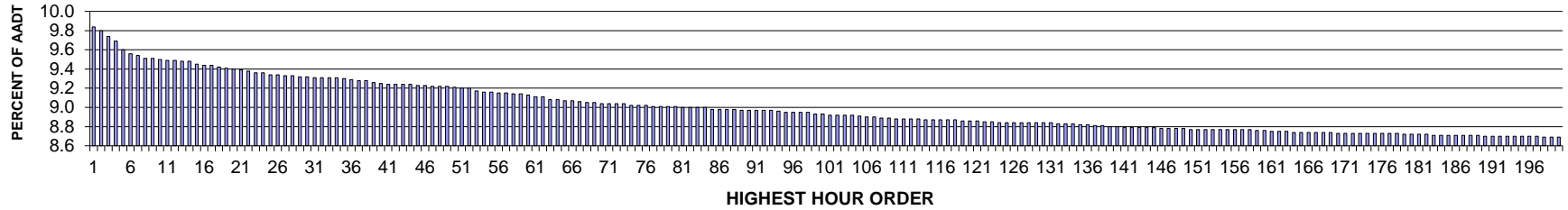
MO	DY	YR	DAY OF WK	HR	HR VOL	PERCENT OF AADT	HOUR NUMBER	AADT	NORTH VOLUME	SOUTH VOLUME	PERCENT NORTH IS OF TOTAL VOLUME	PERCENT SOUTH IS OF TOTAL VOLUME
11	1	2013	6	18	591	9.59	54	6165	259	332	43.82	56.18
5	10	2013	6	18	590	9.57	55	6165	293	297	49.66	50.34
6	7	2013	6	17	590	9.57	56	6165	309	281	52.37	47.63
7	26	2013	6	14	590	9.57	57	6165	310	280	52.54	47.46
9	13	2013	6	18	590	9.57	58	6165	264	326	44.75	55.25
5	17	2013	6	17	589	9.55	59	6165	304	285	51.61	48.39
7	3	2013	4	17	589	9.55	60	6165	282	307	47.88	52.12
10	3	2013	5	17	588	9.54	61	6165	284	304	48.30	51.70
11	1	2013	6	16	588	9.54	62	6165	280	308	47.62	52.38
5	24	2013	6	16	587	9.52	63	6165	308	279	52.47	47.53
6	21	2013	6	18	586	9.51	64	6165	289	297	49.32	50.68
9	13	2013	6	16	586	9.51	65	6165	316	270	53.92	46.08
6	27	2013	5	17	584	9.47	66	6165	280	304	47.95	52.05
5	31	2013	6	18	583	9.46	67	6165	286	297	49.06	50.94
7	31	2013	4	17	583	9.46	68	6165	293	290	50.26	49.74
10	14	2013	2	17	583	9.46	69	6165	284	299	48.71	51.29
5	3	2013	6	18	582	9.44	70	6165	279	303	47.94	52.06
8	15	2013	5	17	581	9.42	71	6165	289	292	49.74	50.26
11	15	2013	6	17	581	9.42	72	6165	267	314	45.96	54.04
2	15	2013	6	17	580	9.41	73	6165	283	297	48.79	51.21
3	15	2013	6	18	580	9.41	74	6165	273	307	47.07	52.93
5	3	2013	6	17	580	9.41	75	6165	269	311	46.38	53.62
6	21	2013	6	17	580	9.41	76	6165	294	286	50.69	49.31
8	7	2013	4	17	580	9.41	77	6165	269	311	46.38	53.62
9	5	2013	5	17	580	9.41	78	6165	292	288	50.34	49.66
8	5	2013	2	17	579	9.39	79	6165	261	318	45.08	54.92
9	27	2013	6	18	579	9.39	80	6165	296	283	51.12	48.88
8	9	2013	6	17	577	9.36	81	6165	282	295	48.87	51.13
9	6	2013	6	17	577	9.36	82	6165	304	273	52.69	47.31
11	22	2013	6	16	577	9.36	83	6165	291	286	50.43	49.57
11	22	2013	6	18	577	9.36	84	6165	287	290	49.74	50.26
4	12	2013	6	18	576	9.34	85	6165	281	295	48.78	51.22
5	9	2013	5	17	576	9.34	86	6165	270	306	46.88	53.13
5	17	2013	6	16	576	9.34	87	6165	283	293	49.13	50.87
5	23	2013	5	18	576	9.34	88	6165	269	307	46.70	53.30
7	19	2013	6	16	576	9.34	89	6165	298	278	51.74	48.26
6	28	2013	6	18	575	9.33	90	6165	276	299	48.00	52.00
7	31	2013	4	18	575	9.33	91	6165	281	294	48.87	51.13
2	28	2013	5	17	574	9.31	92	6165	262	312	45.64	54.36
4	5	2013	6	18	574	9.31	93	6165	292	282	50.87	49.13
5	17	2013	6	18	574	9.31	94	6165	286	288	49.83	50.17

MO	DY	YR	DAY OF WK	HR	HR VOL	PERCENT OF AADT	HOUR NUMBER	AADT	NORTH VOLUME	SOUTH VOLUME	PERCENT NORTH IS OF TOTAL VOLUME	PERCENT SOUTH IS OF TOTAL VOLUME
8	2	2013	6	16	574	9.31	95	6165	253	321	44.08	55.92
9	12	2013	5	17	574	9.31	96	6165	292	282	50.87	49.13
5	24	2013	6	14	573	9.29	97	6165	318	255	55.50	44.50
7	25	2013	5	17	573	9.29	98	6165	273	300	47.64	52.36
3	22	2013	6	17	572	9.28	99	6165	283	289	49.48	50.52
4	19	2013	6	16	572	9.28	100	6165	288	284	50.35	49.65
6	27	2013	5	18	571	9.26	101	6165	282	289	49.39	50.61
8	9	2013	6	18	571	9.26	102	6165	295	276	51.66	48.34
4	3	2013	4	17	570	9.25	103	6165	277	293	48.60	51.40
6	13	2013	5	17	570	9.25	104	6165	264	306	46.32	53.68
6	28	2013	6	16	569	9.23	105	6165	282	287	49.56	50.44
4	5	2013	6	17	568	9.21	106	6165	263	305	46.30	53.70
6	7	2013	6	18	568	9.21	107	6165	300	268	52.82	47.18
3	29	2013	6	16	567	9.20	108	6165	288	279	50.79	49.21
8	2	2013	6	18	567	9.20	109	6165	273	294	48.15	51.85
12	19	2013	5	17	567	9.20	110	6165	260	307	45.86	54.14
7	26	2013	6	19	566	9.18	111	6165	313	253	55.30	44.70
4	11	2013	5	17	565	9.16	112	6165	259	306	45.84	54.16
7	12	2013	6	15	565	9.16	113	6165	283	282	50.09	49.91
8	23	2013	6	16	565	9.16	114	6165	307	258	54.34	45.66
4	18	2013	5	17	564	9.15	115	6165	258	306	45.74	54.26
5	23	2013	5	17	564	9.15	116	6165	258	306	45.74	54.26
6	28	2013	6	17	564	9.15	117	6165	276	288	48.94	51.06
8	8	2013	5	17	564	9.15	118	6165	264	300	46.81	53.19
11	8	2013	6	18	564	9.15	119	6165	275	289	48.76	51.24
10	4	2013	6	16	563	9.13	120	6165	300	263	53.29	46.71
4	26	2013	6	17	562	9.12	121	6165	264	298	46.98	53.02
8	13	2013	3	17	562	9.12	122	6165	247	315	43.95	56.05
8	16	2013	6	16	562	9.12	123	6165	285	277	50.71	49.29
11	4	2013	2	17	562	9.12	124	6165	253	309	45.02	54.98
5	31	2013	6	16	561	9.10	125	6165	292	269	52.05	47.95
6	5	2013	4	17	561	9.10	126	6165	273	288	48.66	51.34
7	23	2013	3	18	561	9.10	127	6165	263	298	46.88	53.12
9	19	2013	5	18	561	9.10	128	6165	278	283	49.55	50.45
2	22	2013	6	17	560	9.08	129	6165	259	301	46.25	53.75
3	28	2013	5	17	560	9.08	130	6165	270	290	48.21	51.79
7	16	2013	3	17	560	9.08	131	6165	256	304	45.71	54.29
8	6	2013	3	17	560	9.08	132	6165	267	293	47.68	52.32
4	26	2013	6	16	559	9.07	133	6165	269	290	48.12	51.88
7	24	2013	4	17	559	9.07	134	6165	263	296	47.05	52.95
9	18	2013	4	17	559	9.07	135	6165	250	309	44.72	55.28

MO	DY	YR	DAY OF WK	HR	HR VOL	PERCENT OF AADT	HOUR NUMBER	AADT	NORTH VOLUME	SOUTH VOLUME	PERCENT NORTH IS OF TOTAL VOLUME	PERCENT SOUTH IS OF TOTAL VOLUME
11	8	2013	6	17	559	9.07	136	6165	260	299	46.51	53.49
5	16	2013	5	18	558	9.05	137	6165	279	279	50.00	50.00
7	22	2013	2	18	558	9.05	138	6165	258	300	46.24	53.76
8	8	2013	5	18	558	9.05	139	6165	280	278	50.18	49.82
9	19	2013	5	17	558	9.05	140	6165	263	295	47.13	52.87
12	13	2013	6	16	557	9.03	141	6165	267	290	47.94	52.06
5	10	2013	6	16	556	9.02	142	6165	299	257	53.78	46.22
8	27	2013	3	17	556	9.02	143	6165	273	283	49.10	50.90
11	27	2013	4	17	556	9.02	144	6165	257	299	46.22	53.78
4	12	2013	6	16	555	9.00	145	6165	299	256	53.87	46.13
4	26	2013	6	18	555	9.00	146	6165	278	277	50.09	49.91
6	6	2013	5	18	555	9.00	147	6165	286	269	51.53	48.47
10	24	2013	5	17	555	9.00	148	6165	258	297	46.49	53.51
12	4	2013	4	17	555	9.00	149	6165	250	305	45.05	54.95
5	24	2013	6	15	554	8.99	150	6165	291	263	52.53	47.47
8	28	2013	4	17	554	8.99	151	6165	278	276	50.18	49.82
8	30	2013	6	15	554	8.99	152	6165	287	267	51.81	48.19
10	2	2013	4	17	553	8.97	153	6165	255	298	46.11	53.89
3	29	2013	6	18	552	8.95	154	6165	281	271	50.91	49.09
4	10	2013	4	17	552	8.95	155	6165	254	298	46.01	53.99
7	16	2013	3	18	552	8.95	156	6165	265	287	48.01	51.99
8	1	2013	5	16	552	8.95	157	6165	272	280	49.28	50.72
5	16	2013	5	17	551	8.94	158	6165	263	288	47.73	52.27
7	28	2013	1	17	551	8.94	159	6165	284	267	51.54	48.46
9	9	2013	2	17	551	8.94	160	6165	264	287	47.91	52.09
2	15	2013	6	18	550	8.92	161	6165	272	278	49.45	50.55
8	21	2013	4	16	550	8.92	162	6165	263	287	47.82	52.18
10	10	2013	5	18	550	8.92	163	6165	259	291	47.09	52.91
2	8	2013	6	17	549	8.91	164	6165	288	261	52.46	47.54
3	8	2013	6	16	549	8.91	165	6165	298	251	54.28	45.72
3	14	2013	5	17	549	8.91	166	6165	270	279	49.18	50.82
9	6	2013	6	16	549	8.91	167	6165	282	267	51.37	48.63
10	25	2013	6	18	549	8.91	168	6165	250	299	45.54	54.46
8	20	2013	3	18	548	8.89	169	6165	255	293	46.53	53.47
11	6	2013	4	17	548	8.89	170	6165	254	294	46.35	53.65
8	9	2013	6	16	547	8.87	171	6165	248	299	45.34	54.66
9	10	2013	3	17	547	8.87	172	6165	244	303	44.61	55.39
9	27	2013	6	16	547	8.87	173	6165	265	282	48.45	51.55
10	15	2013	3	17	547	8.87	174	6165	263	284	48.08	51.92
12	23	2013	2	17	547	8.87	175	6165	252	295	46.07	53.93
4	2	2013	3	17	546	8.86	176	6165	277	269	50.73	49.27

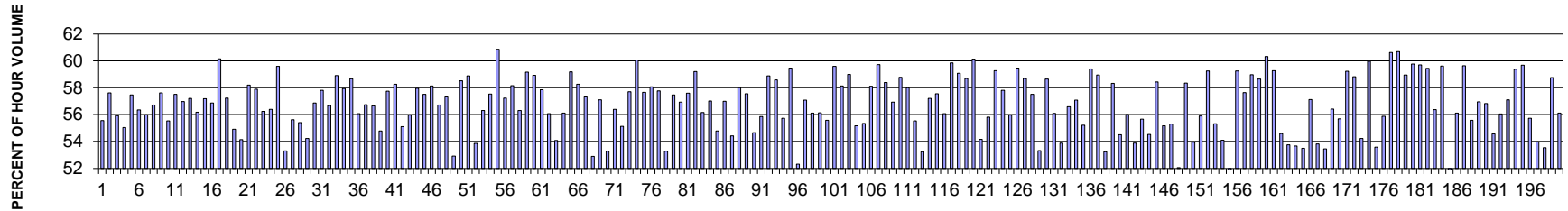
MO	DY	YR	DAY OF WK	HR	HR VOL	PERCENT OF AADT	HOUR NUMBER	AADT	NORTH VOLUME	SOUTH VOLUME	PERCENT NORTH IS OF TOTAL VOLUME	PERCENT SOUTH IS OF TOTAL VOLUME
6	7	2013	6	16	546	8.86	177	6165	291	255	53.30	46.70
8	20	2013	3	17	546	8.86	178	6165	258	288	47.25	52.75
9	12	2013	5	18	546	8.86	179	6165	244	302	44.69	55.31
3	1	2013	6	18	545	8.84	180	6165	254	291	46.61	53.39
6	6	2013	5	17	545	8.84	181	6165	274	271	50.28	49.72
6	12	2013	4	18	545	8.84	182	6165	273	272	50.09	49.91
8	2	2013	6	15	545	8.84	183	6165	266	279	48.81	51.19
10	3	2013	5	18	545	8.84	184	6165	255	290	46.79	53.21
10	30	2013	4	17	545	8.84	185	6165	261	284	47.89	52.11
3	13	2013	4	17	544	8.82	186	6165	263	281	48.35	51.65
7	22	2013	2	17	544	8.82	187	6165	250	294	45.96	54.04
10	14	2013	2	18	544	8.82	188	6165	262	282	48.16	51.84
11	11	2013	2	17	544	8.82	189	6165	255	289	46.88	53.13
4	9	2013	3	17	543	8.81	190	6165	270	273	49.72	50.28
7	30	2013	3	17	543	8.81	191	6165	262	281	48.25	51.75
8	23	2013	6	18	543	8.81	192	6165	259	284	47.70	52.30
9	20	2013	6	16	543	8.81	193	6165	257	286	47.33	52.67
11	5	2013	3	17	543	8.81	194	6165	228	315	41.99	58.01
11	8	2013	6	16	543	8.81	195	6165	241	302	44.38	55.62
7	19	2013	6	15	542	8.79	196	6165	268	274	49.45	50.55
9	26	2013	5	17	542	8.79	197	6165	251	291	46.31	53.69
11	21	2013	5	17	542	8.79	198	6165	261	281	48.15	51.85
12	6	2013	6	18	542	8.79	199	6165	281	261	51.85	48.15
6	13	2013	5	18	541	8.78	200	6165	259	282	47.87	52.13

SR 002 MP 289.79 SPOKANE DIVISION ST ADC SITE R021
K FOR PEAK 200 HOURS OF 2013



AADT= 40316 K 30 FACTOR= 9.32 K 100 FACTOR= 8.93 K 200 FACTOR= 8.69 D 30 FACTOR= 56.87

SR 002 MP 289.79 SPOKANE DIVISION ST ADC SITE R021
D % IN THE PEAK 200 HOURS OF 2013



MO	DY	YR	DAY OF WK	HR	HR VOL	PERCENT OF AADT	HOUR NUMBER	AADT	EAST VOLUME	WEST VOLUME	PERCENT EAST IS OF TOTAL VOLUME	PERCENT WEST IS OF TOTAL VOLUME
4	5	2013	6	16	3966	9.84	1	40316	2203	1763	55.55	44.45
11	8	2013	6	17	3951	9.80	2	40316	2276	1675	57.61	42.39
4	12	2013	6	16	3925	9.74	3	40316	2195	1730	55.92	44.08
6	7	2013	6	17	3905	9.69	4	40316	2149	1756	55.03	44.97
10	4	2013	6	16	3872	9.60	5	40316	2225	1647	57.46	42.54
6	14	2013	6	16	3853	9.56	6	40316	2171	1682	56.35	43.65
4	19	2013	6	17	3847	9.54	7	40316	2154	1693	55.99	44.01
11	1	2013	6	16	3835	9.51	8	40316	2175	1660	56.71	43.29
4	12	2013	6	17	3834	9.51	9	40316	2209	1625	57.62	42.38
9	27	2013	6	16	3832	9.50	10	40316	2128	1704	55.53	44.47
9	6	2013	6	17	3826	9.49	11	40316	2200	1626	57.50	42.50
4	5	2013	6	17	3825	9.49	12	40316	2179	1646	56.97	43.03

MO	DY	YR	DAY OF WK	HR	HR VOL	PERCENT OF AADT	HOUR NUMBER	AADT	EAST VOLUME	WEST VOLUME	PERCENT EAST IS OF TOTAL VOLUME	PERCENT WEST IS OF TOTAL VOLUME
4	19	2013	6	16	3820	9.48	13	40316	2185	1635	57.20	42.80
12	6	2013	6	17	3820	9.48	14	40316	2146	1674	56.18	43.82
5	3	2013	6	16	3811	9.45	15	40316	2179	1632	57.18	42.82
5	24	2013	6	16	3806	9.44	16	40316	2164	1642	56.86	43.14
12	19	2013	5	17	3806	9.44	17	40316	2289	1517	60.14	39.86
10	18	2013	6	16	3797	9.42	18	40316	2173	1624	57.23	42.77
9	6	2013	6	16	3792	9.41	19	40316	2082	1710	54.91	45.09
4	5	2013	6	15	3790	9.40	20	40316	2052	1738	54.14	45.86
11	1	2013	6	17	3786	9.39	21	40316	2203	1583	58.19	41.81
10	25	2013	6	17	3783	9.38	22	40316	2190	1593	57.89	42.11
11	8	2013	6	16	3773	9.36	23	40316	2122	1651	56.24	43.76
12	13	2013	6	17	3772	9.36	24	40316	2127	1645	56.39	43.61
12	23	2013	2	16	3766	9.34	25	40316	2244	1522	59.59	40.41
4	5	2013	6	14	3765	9.34	26	40316	2007	1758	53.31	46.69
8	30	2013	6	15	3761	9.33	27	40316	2092	1669	55.62	44.38
12	13	2013	6	15	3761	9.33	28	40316	2084	1677	55.41	44.59
6	7	2013	6	16	3756	9.32	29	40316	2037	1719	54.23	45.77
10	11	2013	6	16	3756	9.32	30	40316	2136	1620	56.87	43.13
9	27	2013	6	17	3755	9.31	31	40316	2171	1584	57.82	42.18
12	13	2013	6	16	3755	9.31	32	40316	2128	1627	56.67	43.33
5	10	2013	6	17	3752	9.31	33	40316	2210	1542	58.90	41.10
10	18	2013	6	17	3752	9.31	34	40316	2174	1578	57.94	42.06
5	3	2013	6	17	3749	9.30	35	40316	2199	1550	58.66	41.34
6	14	2013	6	15	3747	9.29	36	40316	2101	1646	56.07	43.93
8	30	2013	6	16	3742	9.28	37	40316	2123	1619	56.73	43.27
12	6	2013	6	16	3741	9.28	38	40316	2119	1622	56.64	43.36
8	30	2013	6	14	3735	9.26	39	40316	2046	1689	54.78	45.22
12	23	2013	2	13	3728	9.25	40	40316	2153	1575	57.75	42.25
10	4	2013	6	17	3727	9.24	41	40316	2171	1556	58.25	41.75
11	8	2013	6	15	3727	9.24	42	40316	2054	1673	55.11	44.89
11	22	2013	6	16	3726	9.24	43	40316	2085	1641	55.96	44.04
5	31	2013	6	17	3725	9.24	44	40316	2159	1566	57.96	42.04
4	19	2013	6	18	3722	9.23	45	40316	2140	1582	57.50	42.50
12	18	2013	4	16	3721	9.23	46	40316	2163	1558	58.13	41.87
8	30	2013	6	13	3718	9.22	47	40316	2109	1609	56.72	43.28
9	20	2013	6	16	3716	9.22	48	40316	2130	1586	57.32	42.68
12	19	2013	5	14	3716	9.22	49	40316	1966	1750	52.91	47.09
10	11	2013	6	17	3712	9.21	50	40316	2172	1540	58.51	41.49
5	3	2013	6	18	3709	9.20	51	40316	2184	1525	58.88	41.12
11	9	2013	7	15	3709	9.20	52	40316	1998	1711	53.87	46.13
4	26	2013	6	17	3696	9.17	53	40316	2081	1615	56.30	43.70

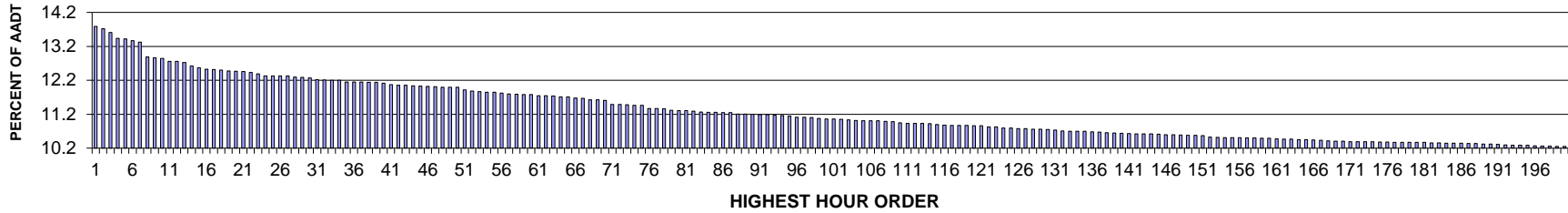
MO	DY	YR	DAY OF WK	HR	HR VOL	PERCENT OF AADT	HOUR NUMBER	AADT	EAST VOLUME	WEST VOLUME	PERCENT EAST IS OF TOTAL VOLUME	PERCENT WEST IS OF TOTAL VOLUME
12	19	2013	5	16	3694	9.16	54	40316	2125	1569	57.53	42.47
12	23	2013	2	17	3691	9.16	55	40316	2246	1445	60.85	39.15
10	18	2013	6	18	3690	9.15	56	40316	2112	1578	57.24	42.76
5	17	2013	6	17	3687	9.15	57	40316	2144	1543	58.15	41.85
5	24	2013	6	15	3685	9.14	58	40316	2075	1610	56.31	43.69
11	1	2013	6	18	3685	9.14	59	40316	2180	1505	59.16	40.84
9	25	2013	4	17	3679	9.13	60	40316	2168	1511	58.93	41.07
6	14	2013	6	17	3673	9.11	61	40316	2125	1548	57.85	42.15
12	17	2013	3	16	3673	9.11	62	40316	2060	1613	56.08	43.92
4	5	2013	6	13	3660	9.08	63	40316	1979	1681	54.07	45.93
4	26	2013	6	16	3660	9.08	64	40316	2054	1606	56.12	43.88
11	22	2013	6	18	3658	9.07	65	40316	2165	1493	59.19	40.81
10	11	2013	6	18	3655	9.07	66	40316	2129	1526	58.25	41.75
7	12	2013	6	17	3652	9.06	67	40316	2093	1559	57.31	42.69
4	12	2013	6	15	3649	9.05	68	40316	1930	1719	52.89	47.11
12	16	2013	2	16	3649	9.05	69	40316	2084	1565	57.11	42.89
5	3	2013	6	13	3646	9.04	70	40316	1943	1703	53.29	46.71
5	3	2013	6	15	3646	9.04	71	40316	2056	1590	56.39	43.61
8	23	2013	6	16	3644	9.04	72	40316	2009	1635	55.13	44.87
8	1	2013	5	17	3643	9.04	73	40316	2102	1541	57.70	42.30
10	1	2013	3	17	3636	9.02	74	40316	2184	1452	60.07	39.93
11	27	2013	4	16	3636	9.02	75	40316	2097	1539	57.67	42.33
12	16	2013	2	17	3635	9.02	76	40316	2111	1524	58.07	41.93
8	23	2013	6	17	3634	9.01	77	40316	2099	1535	57.76	42.24
12	18	2013	4	15	3633	9.01	78	40316	1936	1697	53.29	46.71
10	25	2013	6	18	3632	9.01	79	40316	2087	1545	57.46	42.54
5	31	2013	6	16	3631	9.01	80	40316	2067	1564	56.93	43.07
8	1	2013	5	16	3630	9.00	81	40316	2091	1539	57.60	42.40
12	12	2013	5	17	3630	9.00	82	40316	2149	1481	59.20	40.80
5	10	2013	6	16	3629	9.00	83	40316	2038	1591	56.16	43.84
12	23	2013	2	15	3629	9.00	84	40316	2069	1560	57.01	42.99
4	19	2013	6	15	3622	8.98	85	40316	1984	1638	54.78	45.22
11	15	2013	6	16	3622	8.98	86	40316	2064	1558	56.99	43.01
12	18	2013	4	14	3620	8.98	87	40316	1970	1650	54.42	45.58
12	23	2013	2	14	3620	8.98	88	40316	2100	1520	58.01	41.99
8	16	2013	6	16	3618	8.97	89	40316	2082	1536	57.55	42.45
11	1	2013	6	15	3616	8.97	90	40316	1976	1640	54.65	45.35
12	11	2013	4	16	3616	8.97	91	40316	2020	1596	55.86	44.14
12	18	2013	4	17	3616	8.97	92	40316	2129	1487	58.88	41.12
12	17	2013	3	17	3615	8.97	93	40316	2118	1497	58.59	41.41
5	17	2013	6	16	3611	8.96	94	40316	2012	1599	55.72	44.28

MO	DY	YR	DAY OF WK	HR	HR VOL	PERCENT OF AADT	HOUR NUMBER	AADT	EAST VOLUME	WEST VOLUME	PERCENT EAST IS OF TOTAL VOLUME	PERCENT WEST IS OF TOTAL VOLUME
10	4	2013	6	18	3610	8.95	95	40316	2147	1463	59.47	40.53
6	14	2013	6	14	3609	8.95	96	40316	1888	1721	52.31	47.69
9	13	2013	6	16	3608	8.95	97	40316	2059	1549	57.07	42.93
4	1	2013	2	16	3607	8.95	98	40316	2024	1583	56.11	43.89
9	27	2013	6	15	3600	8.93	99	40316	2021	1579	56.14	43.86
10	11	2013	6	15	3600	8.93	100	40316	2001	1599	55.58	44.42
4	1	2013	2	17	3598	8.92	101	40316	2144	1454	59.59	40.41
6	14	2013	6	18	3598	8.92	102	40316	2092	1506	58.14	41.86
5	1	2013	4	17	3597	8.92	103	40316	2122	1475	58.99	41.01
10	18	2013	6	15	3597	8.92	104	40316	1985	1612	55.18	44.82
8	2	2013	6	17	3594	8.91	105	40316	1989	1605	55.34	44.66
10	1	2013	3	16	3588	8.90	106	40316	2085	1503	58.11	41.89
10	10	2013	5	17	3587	8.90	107	40316	2142	1445	59.72	40.28
12	11	2013	4	17	3586	8.89	108	40316	2094	1492	58.39	41.61
11	8	2013	6	18	3583	8.89	109	40316	2040	1543	56.94	43.06
5	17	2013	6	18	3581	8.88	110	40316	2105	1476	58.78	41.22
10	3	2013	5	16	3581	8.88	111	40316	2077	1504	58.00	42.00
11	26	2013	3	16	3581	8.88	112	40316	1989	1592	55.54	44.46
12	13	2013	6	14	3579	8.88	113	40316	1905	1674	53.23	46.77
9	20	2013	6	17	3578	8.87	114	40316	2047	1531	57.21	42.79
4	12	2013	6	18	3577	8.87	115	40316	2059	1518	57.56	42.44
7	12	2013	6	16	3577	8.87	116	40316	2006	1571	56.08	43.92
9	20	2013	6	18	3577	8.87	117	40316	2141	1436	59.85	40.15
9	19	2013	5	17	3575	8.87	118	40316	2112	1463	59.08	40.92
8	16	2013	6	17	3574	8.86	119	40316	2098	1476	58.70	41.30
9	3	2013	3	17	3573	8.86	120	40316	2148	1425	60.12	39.88
9	6	2013	6	15	3570	8.86	121	40316	1933	1637	54.15	45.85
11	9	2013	7	14	3567	8.85	122	40316	1991	1576	55.82	44.18
4	4	2013	5	17	3566	8.85	123	40316	2114	1452	59.28	40.72
7	26	2013	6	17	3565	8.84	124	40316	2061	1504	57.81	42.19
10	25	2013	6	15	3565	8.84	125	40316	1995	1570	55.96	44.04
4	5	2013	6	18	3564	8.84	126	40316	2119	1445	59.46	40.54
11	22	2013	6	17	3564	8.84	127	40316	2092	1472	58.70	41.30
5	24	2013	6	17	3563	8.84	128	40316	2049	1514	57.51	42.49
8	23	2013	6	14	3563	8.84	129	40316	1900	1663	53.33	46.67
6	5	2013	4	17	3562	8.84	130	40316	2089	1473	58.65	41.35
7	19	2013	6	15	3562	8.84	131	40316	1998	1564	56.09	43.91
10	26	2013	7	14	3560	8.83	132	40316	1918	1642	53.88	46.12
8	9	2013	6	17	3559	8.83	133	40316	2014	1545	56.59	43.41
12	13	2013	6	18	3558	8.83	134	40316	2031	1527	57.08	42.92
6	7	2013	6	15	3554	8.82	135	40316	1962	1592	55.21	44.79

MO	DY	YR	DAY OF WK	HR	HR VOL	PERCENT OF AADT	HOUR NUMBER	AADT	EAST VOLUME	WEST VOLUME	PERCENT EAST IS OF TOTAL VOLUME	PERCENT WEST IS OF TOTAL VOLUME
9	26	2013	5	17	3554	8.82	136	40316	2111	1443	59.40	40.60
7	16	2013	3	17	3552	8.81	137	40316	2094	1458	58.95	41.05
5	3	2013	6	14	3550	8.81	138	40316	1890	1660	53.24	46.76
11	15	2013	6	17	3549	8.80	139	40316	2070	1479	58.33	41.67
4	6	2013	7	14	3548	8.80	140	40316	1934	1614	54.51	45.49
8	30	2013	6	17	3543	8.79	141	40316	1984	1559	56.00	44.00
12	14	2013	7	15	3543	8.79	142	40316	1909	1634	53.88	46.12
8	2	2013	6	14	3542	8.79	143	40316	1972	1570	55.67	44.33
10	4	2013	6	14	3542	8.79	144	40316	1931	1611	54.52	45.48
12	5	2013	5	17	3542	8.79	145	40316	2070	1472	58.44	41.56
5	24	2013	6	14	3541	8.78	146	40316	1954	1587	55.18	44.82
8	16	2013	6	13	3539	8.78	147	40316	1957	1582	55.30	44.70
6	13	2013	5	15	3538	8.78	148	40316	1842	1696	52.06	47.94
9	13	2013	6	17	3538	8.78	149	40316	2064	1474	58.34	41.66
6	7	2013	6	14	3537	8.77	150	40316	1908	1629	53.94	46.06
10	4	2013	6	15	3537	8.77	151	40316	1977	1560	55.89	44.11
5	2	2013	5	17	3536	8.77	152	40316	2095	1441	59.25	40.75
10	19	2013	7	14	3536	8.77	153	40316	1956	1580	55.32	44.68
12	27	2013	6	15	3536	8.77	154	40316	1913	1623	54.10	45.90
10	26	2013	7	15	3535	8.77	155	40316	1809	1726	51.17	48.83
12	4	2013	4	17	3535	8.77	156	40316	2094	1441	59.24	40.76
8	29	2013	5	17	3534	8.77	157	40316	2037	1497	57.64	42.36
12	10	2013	3	17	3534	8.77	158	40316	2084	1450	58.97	41.03
7	11	2013	5	17	3531	8.76	159	40316	2071	1460	58.65	41.35
9	25	2013	4	18	3531	8.76	160	40316	2130	1401	60.32	39.68
7	10	2013	4	17	3529	8.75	161	40316	2092	1437	59.28	40.72
12	13	2013	6	13	3529	8.75	162	40316	1927	1602	54.60	45.40
10	25	2013	6	13	3527	8.75	163	40316	1896	1631	53.76	46.24
8	30	2013	6	12	3525	8.74	164	40316	1892	1633	53.67	46.33
9	28	2013	7	15	3525	8.74	165	40316	1886	1639	53.50	46.50
10	24	2013	5	16	3525	8.74	166	40316	2014	1511	57.13	42.87
10	25	2013	6	16	3525	8.74	167	40316	1897	1628	53.82	46.18
10	11	2013	6	14	3523	8.74	168	40316	1883	1640	53.45	46.55
12	6	2013	6	18	3522	8.74	169	40316	1987	1535	56.42	43.58
12	19	2013	5	15	3521	8.73	170	40316	1961	1560	55.69	44.31
4	2	2013	3	17	3520	8.73	171	40316	2085	1435	59.23	40.77
5	31	2013	6	18	3520	8.73	172	40316	2070	1450	58.81	41.19
9	20	2013	6	15	3520	8.73	173	40316	1909	1611	54.23	45.77
10	3	2013	5	18	3520	8.73	174	40316	2111	1409	59.97	40.03
8	16	2013	6	15	3519	8.73	175	40316	1886	1633	53.59	46.41
4	19	2013	6	13	3518	8.73	176	40316	1966	1552	55.88	44.12

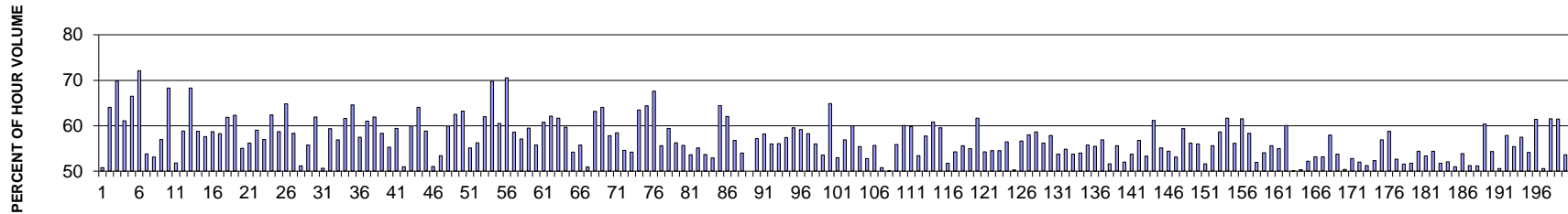
MO	DY	YR	DAY OF WK	HR	HR VOL	PERCENT OF AADT	HOUR NUMBER	AADT	EAST VOLUME	WEST VOLUME	PERCENT EAST IS OF TOTAL VOLUME	PERCENT WEST IS OF TOTAL VOLUME
9	26	2013	5	18	3518	8.73	177	40316	2133	1385	60.63	39.37
10	17	2013	5	18	3518	8.73	178	40316	2135	1383	60.69	39.31
9	24	2013	3	17	3517	8.72	179	40316	2073	1444	58.94	41.06
10	30	2013	4	17	3517	8.72	180	40316	2102	1415	59.77	40.23
6	6	2013	5	18	3516	8.72	181	40316	2099	1417	59.70	40.30
11	27	2013	4	17	3514	8.72	182	40316	2089	1425	59.45	40.55
4	3	2013	4	16	3512	8.71	183	40316	1980	1532	56.38	43.62
6	13	2013	5	17	3512	8.71	184	40316	2094	1418	59.62	40.38
10	19	2013	7	15	3512	8.71	185	40316	1791	1721	51.00	49.00
12	5	2013	5	16	3512	8.71	186	40316	1971	1541	56.12	43.88
5	9	2013	5	17	3511	8.71	187	40316	2094	1417	59.64	40.36
10	19	2013	7	13	3510	8.71	188	40316	1951	1559	55.58	44.42
10	26	2013	7	13	3510	8.71	189	40316	1999	1511	56.95	43.05
4	20	2013	7	18	3509	8.70	190	40316	1994	1515	56.83	43.17
6	14	2013	6	13	3509	8.70	191	40316	1915	1594	54.57	45.43
10	12	2013	7	13	3509	8.70	192	40316	1967	1542	56.06	43.94
10	16	2013	4	16	3508	8.70	193	40316	2003	1505	57.10	42.90
5	10	2013	6	18	3507	8.70	194	40316	2082	1425	59.37	40.63
9	17	2013	3	17	3507	8.70	195	40316	2093	1414	59.68	40.32
5	2	2013	5	16	3506	8.70	196	40316	1954	1552	55.73	44.27
6	13	2013	5	14	3506	8.70	197	40316	1892	1614	53.96	46.04
7	12	2013	6	14	3504	8.69	198	40316	1876	1628	53.54	46.46
10	3	2013	5	17	3503	8.69	199	40316	2058	1445	58.75	41.25
10	10	2013	5	16	3503	8.69	200	40316	1966	1537	56.12	43.88

**SR 101 MP 281.15 DISCOVERY BAY ADC SITE R023
K FOR PEAK 200 HOURS OF 2013**



AADT= 11148 K 30 FACTOR= 12.27 K 100 FACTOR= 11.06 K 200 FACTOR= 10.25 D 30 FACTOR= 61.92

**SR 101 MP 281.15 DISCOVERY BAY ADC SITE R023
D % IN THE PEAK 200 HOURS OF 2013**



MO	DY	YR	DAY OF WK	HR	HR VOL	PERCENT OF AADT	HOUR NUMBER	AADT	NORTH VOLUME	SOUTH VOLUME	PERCENT NORTH IS OF TOTAL VOLUME	PERCENT SOUTH IS OF TOTAL VOLUME
7	21	2013	1	14	1537	13.79	1	11148	756	781	49.19	50.81
7	21	2013	1	17	1530	13.72	2	11148	550	980	35.95	64.05
7	20	2013	7	12	1517	13.61	3	11148	1060	457	69.87	30.13
7	21	2013	1	16	1498	13.44	4	11148	583	915	38.92	61.08
7	20	2013	7	18	1496	13.42	5	11148	501	995	33.49	66.51
7	20	2013	7	11	1490	13.37	6	11148	1074	416	72.08	27.92
8	25	2013	1	15	1486	13.33	7	11148	686	800	46.16	53.84
8	4	2013	1	12	1437	12.89	8	11148	763	674	53.10	46.90
8	4	2013	1	16	1434	12.86	9	11148	617	817	43.03	56.97
7	20	2013	7	13	1433	12.85	10	11148	979	454	68.32	31.68
8	4	2013	1	13	1422	12.76	11	11148	685	737	48.17	51.83
8	9	2013	6	16	1422	12.76	12	11148	837	585	58.86	41.14

MO	DY	YR	DAY OF WK	HR	HR VOL	PERCENT OF AADT	HOUR NUMBER	AADT	NORTH VOLUME	SOUTH VOLUME	PERCENT NORTH IS OF TOTAL VOLUME	PERCENT SOUTH IS OF TOTAL VOLUME
7	21	2013	1	18	1419	12.73	13	11148	450	969	31.71	68.29
8	4	2013	1	14	1407	12.62	14	11148	580	827	41.22	58.78
7	21	2013	1	15	1401	12.57	15	11148	594	807	42.40	57.60
7	20	2013	7	15	1397	12.53	16	11148	820	577	58.70	41.30
7	28	2013	1	14	1396	12.52	17	11148	583	813	41.76	58.24
7	7	2013	1	14	1393	12.50	18	11148	531	862	38.12	61.88
7	20	2013	7	17	1391	12.48	19	11148	524	867	37.67	62.33
7	19	2013	6	15	1390	12.47	20	11148	765	625	55.04	44.96
8	18	2013	1	15	1389	12.46	21	11148	609	780	43.84	56.16
7	28	2013	1	15	1386	12.43	22	11148	568	818	40.98	59.02
8	18	2013	1	14	1381	12.39	23	11148	594	787	43.01	56.99
8	4	2013	1	17	1375	12.33	24	11148	517	858	37.60	62.40
8	11	2013	1	14	1375	12.33	25	11148	568	807	41.31	58.69
7	20	2013	7	14	1374	12.33	26	11148	891	483	64.85	35.15
8	18	2013	1	16	1374	12.33	27	11148	573	801	41.70	58.30
7	21	2013	1	13	1371	12.30	28	11148	702	669	51.20	48.80
7	19	2013	6	17	1370	12.29	29	11148	606	764	44.23	55.77
7	28	2013	1	16	1368	12.27	30	11148	521	847	38.08	61.92
7	28	2013	1	12	1362	12.22	31	11148	672	690	49.34	50.66
8	25	2013	1	16	1361	12.21	32	11148	553	808	40.63	59.37
8	11	2013	1	13	1360	12.20	33	11148	586	774	43.09	56.91
8	25	2013	1	18	1360	12.20	34	11148	522	838	38.38	61.62
7	19	2013	6	12	1355	12.15	35	11148	875	480	64.58	35.42
8	11	2013	1	16	1354	12.15	36	11148	576	778	42.54	57.46
8	25	2013	1	17	1354	12.15	37	11148	528	826	39.00	61.00
8	4	2013	1	15	1353	12.14	38	11148	515	838	38.06	61.94
8	11	2013	1	12	1353	12.14	39	11148	564	789	41.69	58.31
8	10	2013	7	14	1351	12.12	40	11148	747	604	55.29	44.71
7	7	2013	1	15	1346	12.07	41	11148	546	800	40.56	59.44
7	20	2013	7	16	1345	12.06	42	11148	659	686	49.00	51.00
8	17	2013	7	12	1345	12.06	43	11148	806	539	59.93	40.07
8	3	2013	7	12	1342	12.04	44	11148	860	482	64.08	35.92
7	21	2013	1	12	1341	12.03	45	11148	789	552	58.84	41.16
7	19	2013	6	16	1340	12.02	46	11148	656	684	48.96	51.04
7	19	2013	6	18	1339	12.01	47	11148	624	715	46.60	53.40
7	27	2013	7	13	1338	12.00	48	11148	802	536	59.94	40.06
8	4	2013	1	18	1338	12.00	49	11148	502	836	37.52	62.48
8	31	2013	7	11	1338	12.00	50	11148	846	492	63.23	36.77
8	3	2013	7	16	1329	11.92	51	11148	732	597	55.08	44.92
7	6	2013	7	12	1324	11.88	52	11148	745	579	56.27	43.73
8	31	2013	7	16	1323	11.87	53	11148	820	503	61.98	38.02

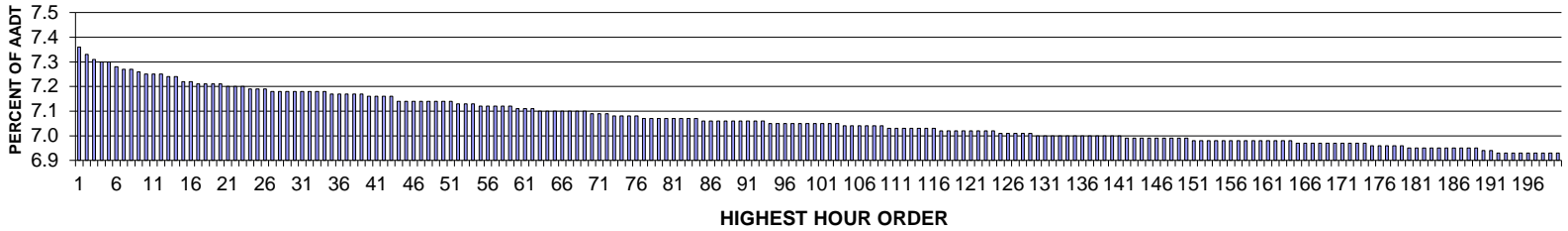
MO	DY	YR	DAY OF WK	HR	HR VOL	PERCENT OF AADT	HOUR NUMBER	AADT	NORTH VOLUME	SOUTH VOLUME	PERCENT NORTH IS OF TOTAL VOLUME	PERCENT SOUTH IS OF TOTAL VOLUME
7	20	2013	7	19	1321	11.85	54	11148	399	922	30.20	69.80
8	10	2013	7	12	1321	11.85	55	11148	799	522	60.48	39.52
7	21	2013	1	19	1318	11.82	56	11148	388	930	29.44	70.56
8	2	2013	6	16	1316	11.80	57	11148	771	545	58.59	41.41
7	14	2013	1	14	1314	11.79	58	11148	564	750	42.92	57.08
7	7	2013	1	13	1313	11.78	59	11148	532	781	40.52	59.48
7	28	2013	1	13	1313	11.78	60	11148	581	732	44.25	55.75
7	27	2013	7	11	1310	11.75	61	11148	796	514	60.76	39.24
8	31	2013	7	12	1310	11.75	62	11148	814	496	62.14	37.86
7	28	2013	1	17	1309	11.74	63	11148	502	807	38.35	61.65
7	14	2013	1	18	1305	11.71	64	11148	526	779	40.31	59.69
7	19	2013	6	14	1305	11.71	65	11148	707	598	54.18	45.82
7	5	2013	6	15	1302	11.68	66	11148	726	576	55.76	44.24
7	6	2013	7	14	1301	11.67	67	11148	639	662	49.12	50.88
8	25	2013	1	14	1297	11.63	68	11148	478	819	36.85	63.15
8	31	2013	7	15	1296	11.63	69	11148	830	466	64.04	35.96
8	11	2013	1	15	1294	11.61	70	11148	546	748	42.19	57.81
8	3	2013	7	13	1281	11.49	71	11148	749	532	58.47	41.53
8	9	2013	6	14	1281	11.49	72	11148	699	582	54.57	45.43
7	5	2013	6	16	1280	11.48	73	11148	694	586	54.22	45.78
9	2	2013	2	14	1278	11.46	74	11148	467	811	36.54	63.46
9	15	2013	1	14	1278	11.46	75	11148	455	823	35.60	64.40
7	19	2013	6	11	1268	11.37	76	11148	857	411	67.59	32.41
7	14	2013	1	15	1267	11.37	77	11148	562	705	44.36	55.64
9	1	2013	1	12	1266	11.36	78	11148	752	514	59.40	40.60
8	18	2013	1	13	1262	11.32	79	11148	552	710	43.74	56.26
8	18	2013	1	12	1261	11.31	80	11148	559	702	44.33	55.67
9	1	2013	1	14	1261	11.31	81	11148	676	585	53.61	46.39
8	17	2013	7	14	1259	11.29	82	11148	694	565	55.12	44.88
7	26	2013	6	14	1256	11.27	83	11148	674	582	53.66	46.34
8	17	2013	7	11	1255	11.26	84	11148	664	591	52.91	47.09
9	1	2013	1	18	1255	11.26	85	11148	446	809	35.54	64.46
7	7	2013	1	16	1254	11.25	86	11148	476	778	37.96	62.04
7	19	2013	6	19	1254	11.25	87	11148	542	712	43.22	56.78
7	27	2013	7	15	1250	11.21	88	11148	675	575	54.00	46.00
8	10	2013	7	16	1250	11.21	89	11148	625	625	50.00	50.00
7	14	2013	1	16	1249	11.20	90	11148	535	714	42.83	57.17
8	30	2013	6	17	1248	11.19	91	11148	726	522	58.17	41.83
8	30	2013	6	18	1248	11.19	92	11148	699	549	56.01	43.99
8	11	2013	1	17	1245	11.17	93	11148	547	698	43.94	56.06
7	21	2013	1	11	1244	11.16	94	11148	714	530	57.40	42.60

MO	DY	YR	DAY OF WK	HR	HR VOL	PERCENT OF AADT	HOUR NUMBER	AADT	NORTH VOLUME	SOUTH VOLUME	PERCENT NORTH IS OF TOTAL VOLUME	PERCENT SOUTH IS OF TOTAL VOLUME
8	18	2013	1	17	1243	11.15	95	11148	503	740	40.47	59.53
7	28	2013	1	18	1239	11.11	96	11148	506	733	40.84	59.16
8	2	2013	6	18	1238	11.11	97	11148	721	517	58.24	41.76
7	26	2013	6	18	1237	11.10	98	11148	693	544	56.02	43.98
8	9	2013	6	17	1235	11.08	99	11148	661	574	53.52	46.48
5	27	2013	2	14	1233	11.06	100	11148	433	800	35.12	64.88
9	13	2013	6	18	1233	11.06	101	11148	653	580	52.96	47.04
9	1	2013	1	13	1232	11.05	102	11148	701	531	56.90	43.10
8	18	2013	1	18	1230	11.03	103	11148	492	738	40.00	60.00
7	14	2013	1	13	1229	11.02	104	11148	548	681	44.59	55.41
7	6	2013	7	15	1227	11.01	105	11148	648	579	52.81	47.19
8	10	2013	7	18	1227	11.01	106	11148	544	683	44.34	55.66
8	16	2013	6	14	1227	11.01	107	11148	623	604	50.77	49.23
8	9	2013	6	18	1225	10.99	108	11148	612	613	49.96	50.04
7	27	2013	7	14	1224	10.98	109	11148	684	540	55.88	44.12
8	11	2013	1	18	1221	10.95	110	11148	488	733	39.97	60.03
7	14	2013	1	17	1219	10.93	111	11148	490	729	40.20	59.80
7	6	2013	7	16	1218	10.93	112	11148	567	651	46.55	53.45
7	19	2013	6	13	1218	10.93	113	11148	703	515	57.72	42.28
7	26	2013	6	19	1217	10.92	114	11148	740	477	60.81	39.19
7	7	2013	1	17	1215	10.90	115	11148	492	723	40.49	59.51
7	12	2013	6	15	1213	10.88	116	11148	628	585	51.77	48.23
8	2	2013	6	15	1212	10.87	117	11148	658	554	54.29	45.71
8	24	2013	7	14	1212	10.87	118	11148	674	538	55.61	44.39
8	25	2013	1	13	1212	10.87	119	11148	546	666	45.05	54.95
7	5	2013	6	12	1211	10.86	120	11148	747	464	61.68	38.32
7	27	2013	7	17	1211	10.86	121	11148	554	657	45.75	54.25
8	23	2013	6	17	1207	10.83	122	11148	658	549	54.52	45.48
9	1	2013	1	16	1207	10.83	123	11148	549	658	45.48	54.52
8	16	2013	6	16	1203	10.79	124	11148	679	524	56.44	43.56
9	1	2013	1	15	1203	10.79	125	11148	598	605	49.71	50.29
7	6	2013	7	11	1202	10.78	126	11148	681	521	56.66	43.34
8	3	2013	7	14	1202	10.78	127	11148	697	505	57.99	42.01
7	5	2013	6	13	1199	10.76	128	11148	703	496	58.63	41.37
7	26	2013	6	16	1199	10.76	129	11148	674	525	56.21	43.79
8	10	2013	7	15	1198	10.75	130	11148	693	505	57.85	42.15
9	8	2013	1	15	1196	10.73	131	11148	553	643	46.24	53.76
7	6	2013	7	13	1194	10.71	132	11148	655	539	54.86	45.14
6	30	2013	1	14	1193	10.70	133	11148	552	641	46.27	53.73
8	3	2013	7	17	1193	10.70	134	11148	549	644	46.02	53.98
8	24	2013	7	12	1193	10.70	135	11148	665	528	55.74	44.26

MO	DY	YR	DAY OF WK	HR	HR VOL	PERCENT OF AADT	HOUR NUMBER	AADT	NORTH VOLUME	SOUTH VOLUME	PERCENT NORTH IS OF TOTAL VOLUME	PERCENT SOUTH IS OF TOTAL VOLUME
8	10	2013	7	11	1191	10.68	136	11148	661	530	55.50	44.50
7	7	2013	1	12	1190	10.67	137	11148	513	677	43.11	56.89
8	19	2013	2	14	1188	10.66	138	11148	613	575	51.60	48.40
6	30	2013	1	17	1187	10.65	139	11148	527	660	44.40	55.60
6	30	2013	1	16	1186	10.64	140	11148	569	617	47.98	52.02
9	8	2013	1	14	1185	10.63	141	11148	548	637	46.24	53.76
7	13	2013	7	14	1184	10.62	142	11148	672	512	56.76	43.24
8	23	2013	6	18	1184	10.62	143	11148	631	553	53.29	46.71
9	1	2013	1	17	1184	10.62	144	11148	460	724	38.85	61.15
7	27	2013	7	12	1183	10.61	145	11148	652	531	55.11	44.89
8	23	2013	6	16	1182	10.60	146	11148	643	539	54.40	45.60
9	13	2013	6	17	1182	10.60	147	11148	628	554	53.13	46.87
6	23	2013	1	14	1181	10.59	148	11148	480	701	40.64	59.36
8	23	2013	6	15	1180	10.58	149	11148	663	517	56.19	43.81
9	13	2013	6	16	1179	10.58	150	11148	660	519	55.98	44.02
7	5	2013	6	17	1178	10.57	151	11148	608	570	51.61	48.39
7	27	2013	7	10	1174	10.53	152	11148	653	521	55.62	44.38
7	6	2013	7	18	1173	10.52	153	11148	485	688	41.35	58.65
7	13	2013	7	13	1172	10.51	154	11148	723	449	61.69	38.31
8	9	2013	6	12	1172	10.51	155	11148	658	514	56.14	43.86
9	2	2013	2	12	1172	10.51	156	11148	451	721	38.48	61.52
8	3	2013	7	18	1170	10.50	157	11148	488	682	41.71	58.29
8	24	2013	7	17	1170	10.50	158	11148	562	608	48.03	51.97
8	2	2013	6	12	1169	10.49	159	11148	632	537	54.06	45.94
8	31	2013	7	13	1169	10.49	160	11148	650	519	55.60	44.40
8	16	2013	6	12	1168	10.48	161	11148	642	526	54.97	45.03
6	30	2013	1	18	1167	10.47	162	11148	466	701	39.93	60.07
7	24	2013	4	17	1167	10.47	163	11148	584	583	50.04	49.96
7	27	2013	7	16	1165	10.45	164	11148	579	586	49.70	50.30
8	16	2013	6	15	1165	10.45	165	11148	608	557	52.19	47.81
8	10	2013	7	17	1164	10.44	166	11148	545	619	46.82	53.18
8	17	2013	7	13	1163	10.43	167	11148	618	545	53.14	46.86
7	26	2013	6	13	1162	10.42	168	11148	673	489	57.92	42.08
8	2	2013	6	14	1161	10.41	169	11148	624	537	53.75	46.25
9	27	2013	6	18	1161	10.41	170	11148	576	585	49.61	50.39
7	3	2013	4	15	1158	10.39	171	11148	611	547	52.76	47.24
7	27	2013	7	18	1158	10.39	172	11148	556	602	48.01	51.99
8	23	2013	6	14	1158	10.39	173	11148	593	565	51.21	48.79
11	29	2013	6	14	1158	10.39	174	11148	552	606	47.67	52.33
7	22	2013	2	16	1157	10.38	175	11148	658	499	56.87	43.13
9	2	2013	2	13	1157	10.38	176	11148	477	680	41.23	58.77

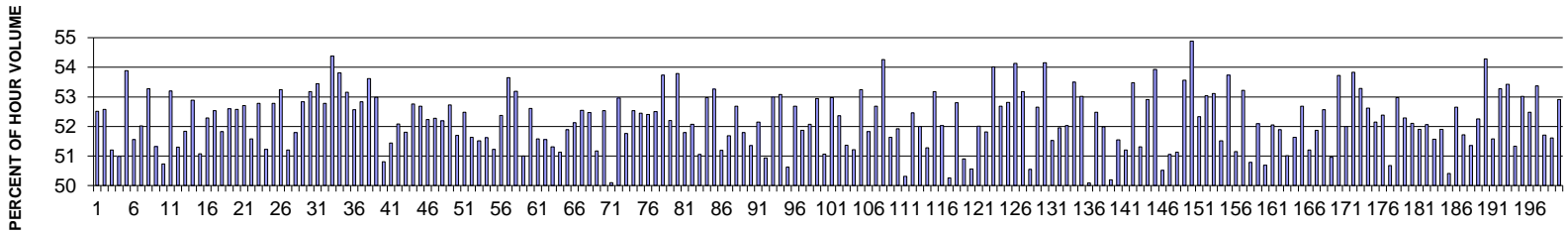
MO	DY	YR	DAY OF WK	HR	HR VOL	PERCENT OF AADT	HOUR NUMBER	AADT	NORTH VOLUME	SOUTH VOLUME	PERCENT NORTH IS OF TOTAL VOLUME	PERCENT SOUTH IS OF TOTAL VOLUME
7	18	2013	5	14	1156	10.37	177	11148	609	547	52.68	47.32
7	25	2013	5	16	1156	10.37	178	11148	596	560	51.56	48.44
8	5	2013	2	14	1156	10.37	179	11148	558	598	48.27	51.73
8	11	2013	1	11	1156	10.37	180	11148	527	629	45.59	54.41
9	8	2013	1	17	1156	10.37	181	11148	539	617	46.63	53.37
7	18	2013	5	16	1155	10.36	182	11148	628	527	54.37	45.63
7	25	2013	5	17	1155	10.36	183	11148	598	557	51.77	48.23
8	10	2013	7	13	1154	10.35	184	11148	601	553	52.08	47.92
8	15	2013	5	16	1154	10.35	185	11148	566	588	49.05	50.95
8	17	2013	7	16	1154	10.35	186	11148	622	532	53.90	46.10
7	12	2013	6	18	1153	10.34	187	11148	591	562	51.26	48.74
7	14	2013	1	12	1153	10.34	188	11148	563	590	48.83	51.17
6	22	2013	7	12	1150	10.32	189	11148	694	456	60.35	39.65
7	3	2013	4	17	1150	10.32	190	11148	625	525	54.35	45.65
7	22	2013	2	14	1149	10.31	191	11148	581	568	50.57	49.43
9	1	2013	1	11	1148	10.30	192	11148	664	484	57.84	42.16
6	16	2013	1	14	1147	10.29	193	11148	511	636	44.55	55.45
7	6	2013	7	17	1147	10.29	194	11148	488	659	42.55	57.45
7	7	2013	1	11	1147	10.29	195	11148	526	621	45.86	54.14
6	16	2013	1	17	1145	10.27	196	11148	442	703	38.60	61.40
6	30	2013	1	15	1144	10.26	197	11148	565	579	49.39	50.61
7	13	2013	7	12	1144	10.26	198	11148	704	440	61.54	38.46
5	25	2013	7	12	1143	10.25	199	11148	703	440	61.50	38.50
7	12	2013	6	16	1143	10.25	200	11148	613	530	53.63	46.37

**SR 005 MP 131.18 TACOMA/48TH ST ADC SITE R034
K FOR PEAK 200 HOURS OF 2013**



AADT= 188198 K 30 FACTOR= 7.18 K 100 FACTOR= 7.05 K 200 FACTOR= 6.93 D 30 FACTOR= 53.18

**SR 005 MP 131.18 TACOMA/48TH ST ADC SITE R034
D % IN THE PEAK 200 HOURS OF 2013**



MO	DY	YR	DAY OF WK	HR	HR VOL	PERCENT OF AADT	HOUR NUMBER	AADT	NORTH VOLUME	SOUTH VOLUME	PERCENT IS OF TOTAL VOLUME	PERCENT SOUTH IS OF TOTAL VOLUME
11	1	2013	6	16	13850	7.36	1	188198	6578	7272	47.49	52.51
9	13	2013	6	16	13797	7.33	2	188198	6543	7254	47.42	52.58
12	19	2013	5	16	13762	7.31	3	188198	6716	7046	48.80	51.20
12	13	2013	6	15	13737	7.30	4	188198	6732	7005	49.01	50.99
10	3	2013	5	16	13732	7.30	5	188198	6332	7400	46.11	53.89
9	27	2013	6	15	13709	7.28	6	188198	6640	7069	48.44	51.56
12	30	2013	2	16	13689	7.27	7	188198	6568	7121	47.98	52.02
10	3	2013	5	17	13675	7.27	8	188198	6389	7286	46.72	53.28
10	11	2013	6	14	13654	7.26	9	188198	6647	7007	48.68	51.32
10	11	2013	6	16	13653	7.25	10	188198	6727	6926	49.27	50.73
11	1	2013	6	15	13646	7.25	11	188198	6387	7259	46.80	53.20
12	13	2013	6	16	13641	7.25	12	188198	6643	6998	48.70	51.30

MO	DY	YR	DAY OF WK	HR	HR VOL	PERCENT OF AADT	HOUR NUMBER	AADT	NORTH VOLUME	SOUTH VOLUME	PERCENT NORTH IS OF TOTAL VOLUME	PERCENT SOUTH IS OF TOTAL VOLUME
6	13	2013	5	17	13628	7.24	13	188198	6563	7065	48.16	51.84
10	8	2013	3	17	13619	7.24	14	188198	6416	7203	47.11	52.89
11	8	2013	6	15	13597	7.22	15	188198	6651	6946	48.92	51.08
9	13	2013	6	15	13589	7.22	16	188198	6483	7106	47.71	52.29
11	13	2013	4	17	13570	7.21	17	188198	6442	7128	47.47	52.53
10	9	2013	4	17	13565	7.21	18	188198	6534	7031	48.17	51.83
10	28	2013	2	16	13564	7.21	19	188198	6430	7134	47.40	52.60
12	17	2013	3	16	13563	7.21	20	188198	6432	7131	47.42	52.58
9	26	2013	5	16	13558	7.20	21	188198	6412	7146	47.29	52.71
9	25	2013	4	17	13548	7.20	22	188198	6560	6988	48.42	51.58
8	29	2013	5	16	13541	7.20	23	188198	6394	7147	47.22	52.78
6	6	2013	5	17	13540	7.19	24	188198	6604	6936	48.77	51.23
9	19	2013	5	16	13531	7.19	25	188198	6389	7142	47.22	52.78
9	17	2013	3	16	13528	7.19	26	188198	6326	7202	46.76	53.24
11	8	2013	6	16	13518	7.18	27	188198	6597	6921	48.80	51.20
6	4	2013	3	17	13515	7.18	28	188198	6516	6999	48.21	51.79
11	13	2013	4	16	13515	7.18	29	188198	6374	7141	47.16	52.84
9	18	2013	4	16	13514	7.18	30	188198	6327	7187	46.82	53.18
11	27	2013	4	13	13509	7.18	31	188198	6288	7221	46.55	53.45
9	26	2013	5	17	13508	7.18	32	188198	6379	7129	47.22	52.78
11	5	2013	3	16	13505	7.18	33	188198	6161	7344	45.62	54.38
11	4	2013	2	16	13504	7.18	34	188198	6237	7267	46.19	53.81
10	9	2013	4	16	13503	7.17	35	188198	6325	7178	46.84	53.16
12	24	2013	3	15	13499	7.17	36	188198	6403	7096	47.43	52.57
11	12	2013	3	16	13496	7.17	37	188198	6366	7130	47.17	52.83
11	25	2013	2	16	13492	7.17	38	188198	6257	7235	46.38	53.62
8	28	2013	4	16	13485	7.17	39	188198	6339	7146	47.01	52.99
6	12	2013	4	17	13482	7.16	40	188198	6632	6850	49.19	50.81
6	13	2013	5	16	13479	7.16	41	188198	6545	6934	48.56	51.44
9	25	2013	4	16	13476	7.16	42	188198	6458	7018	47.92	52.08
9	27	2013	6	16	13470	7.16	43	188198	6491	6979	48.19	51.81
9	5	2013	5	16	13446	7.14	44	188198	6352	7094	47.24	52.76
11	14	2013	5	17	13446	7.14	45	188198	6363	7083	47.32	52.68
11	27	2013	4	12	13442	7.14	46	188198	6421	7021	47.77	52.23
6	25	2013	3	16	13440	7.14	47	188198	6413	7027	47.72	52.28
10	11	2013	6	17	13439	7.14	48	188198	6425	7014	47.81	52.19
8	27	2013	3	17	13434	7.14	49	188198	6350	7084	47.27	52.73
11	5	2013	3	17	13433	7.14	50	188198	6488	6945	48.30	51.70
11	26	2013	3	16	13428	7.14	51	188198	6381	7047	47.52	52.48
12	19	2013	5	15	13425	7.13	52	188198	6494	6931	48.37	51.63
9	20	2013	6	16	13415	7.13	53	188198	6503	6912	48.48	51.52

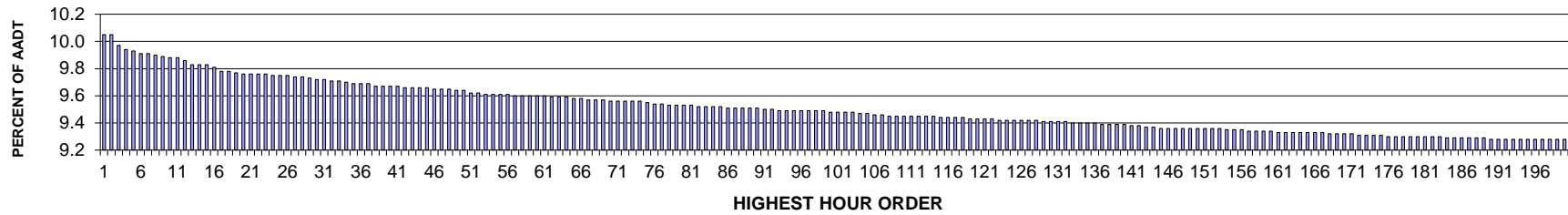
MO	DY	YR	DAY OF WK	HR	HR VOL	PERCENT OF AADT	HOUR NUMBER	AADT	NORTH VOLUME	SOUTH VOLUME	PERCENT NORTH IS OF TOTAL VOLUME	PERCENT SOUTH IS OF TOTAL VOLUME
11	12	2013	3	17	13410	7.13	54	188198	6488	6922	48.38	51.62
6	13	2013	5	15	13407	7.12	55	188198	6540	6867	48.78	51.22
11	6	2013	4	16	13402	7.12	56	188198	6384	7018	47.63	52.37
10	7	2013	2	16	13397	7.12	57	188198	6209	7188	46.35	53.65
9	4	2013	4	16	13395	7.12	58	188198	6270	7125	46.81	53.19
12	30	2013	2	15	13395	7.12	59	188198	6563	6832	49.00	51.00
6	10	2013	2	17	13390	7.11	60	188198	6346	7044	47.39	52.61
11	22	2013	6	16	13385	7.11	61	188198	6481	6904	48.42	51.58
6	19	2013	4	17	13379	7.11	62	188198	6481	6898	48.44	51.56
11	22	2013	6	15	13367	7.10	63	188198	6509	6858	48.69	51.31
6	6	2013	5	18	13365	7.10	64	188198	6531	6834	48.87	51.13
11	1	2013	6	17	13362	7.10	65	188198	6428	6934	48.11	51.89
6	5	2013	4	17	13360	7.10	66	188198	6395	6965	47.87	52.13
7	31	2013	4	16	13360	7.10	67	188198	6340	7020	47.46	52.54
8	20	2013	3	16	13359	7.10	68	188198	6349	7010	47.53	52.47
11	21	2013	5	17	13357	7.10	69	188198	6522	6835	48.83	51.17
10	4	2013	6	17	13350	7.09	70	188198	6337	7013	47.47	52.53
8	17	2013	7	12	13347	7.09	71	188198	6660	6687	49.90	50.10
7	30	2013	3	17	13337	7.09	72	188198	6274	7063	47.04	52.96
10	4	2013	6	16	13333	7.08	73	188198	6432	6901	48.24	51.76
8	28	2013	4	17	13327	7.08	74	188198	6326	7001	47.47	52.53
6	19	2013	4	15	13324	7.08	75	188198	6335	6989	47.55	52.45
7	9	2013	3	16	13324	7.08	76	188198	6341	6983	47.59	52.41
8	1	2013	5	17	13315	7.07	77	188198	6324	6991	47.50	52.50
10	2	2013	4	16	13314	7.07	78	188198	6159	7155	46.26	53.74
6	12	2013	4	18	13313	7.07	79	188198	6364	6949	47.80	52.20
7	23	2013	3	17	13312	7.07	80	188198	6151	7161	46.21	53.79
6	17	2013	2	15	13305	7.07	81	188198	6414	6891	48.21	51.79
6	10	2013	2	16	13304	7.07	82	188198	6377	6927	47.93	52.07
9	20	2013	6	17	13300	7.07	83	188198	6511	6789	48.95	51.05
7	24	2013	4	16	13299	7.07	84	188198	6255	7044	47.03	52.97
12	24	2013	3	14	13296	7.06	85	188198	6214	7082	46.74	53.26
9	13	2013	6	17	13294	7.06	86	188198	6489	6805	48.81	51.19
6	5	2013	4	16	13293	7.06	87	188198	6422	6871	48.31	51.69
11	6	2013	4	17	13291	7.06	88	188198	6289	7002	47.32	52.68
8	22	2013	5	16	13289	7.06	89	188198	6406	6883	48.21	51.79
9	4	2013	4	17	13288	7.06	90	188198	6464	6824	48.65	51.35
6	13	2013	5	18	13286	7.06	91	188198	6358	6928	47.85	52.15
6	16	2013	1	13	13285	7.06	92	188198	6518	6767	49.06	50.94
7	17	2013	4	16	13283	7.06	93	188198	6243	7040	47.00	53.00
7	16	2013	3	16	13277	7.05	94	188198	6229	7048	46.92	53.08

MO	DY	YR	DAY OF WK	HR	HR VOL	PERCENT OF AADT	HOUR NUMBER	AADT	NORTH VOLUME	SOUTH VOLUME	PERCENT NORTH IS OF TOTAL VOLUME	PERCENT SOUTH IS OF TOTAL VOLUME
8	23	2013	6	13	13277	7.05	95	188198	6556	6721	49.38	50.62
7	30	2013	3	16	13273	7.05	96	188198	6280	6993	47.31	52.69
8	22	2013	5	15	13269	7.05	97	188198	6387	6882	48.13	51.87
6	18	2013	3	16	13266	7.05	98	188198	6359	6907	47.93	52.07
11	25	2013	2	17	13266	7.05	99	188198	6243	7023	47.06	52.94
6	12	2013	4	16	13265	7.05	100	188198	6492	6773	48.94	51.06
8	27	2013	3	16	13265	7.05	101	188198	6237	7028	47.02	52.98
6	4	2013	3	16	13264	7.05	102	188198	6319	6945	47.64	52.36
10	4	2013	6	14	13262	7.05	103	188198	6450	6812	48.64	51.36
6	19	2013	4	16	13253	7.04	104	188198	6466	6787	48.79	51.21
8	26	2013	2	16	13252	7.04	105	188198	6196	7056	46.76	53.24
9	6	2013	6	15	13252	7.04	106	188198	6384	6868	48.17	51.83
7	11	2013	5	17	13250	7.04	107	188198	6269	6981	47.31	52.69
10	14	2013	2	16	13247	7.04	108	188198	6059	7188	45.74	54.26
9	17	2013	3	17	13241	7.04	109	188198	6405	6836	48.37	51.63
7	10	2013	4	15	13239	7.03	110	188198	6365	6874	48.08	51.92
7	12	2013	6	14	13233	7.03	111	188198	6658	6575	50.31	49.69
7	29	2013	2	16	13233	7.03	112	188198	6291	6942	47.54	52.46
9	18	2013	4	17	13228	7.03	113	188198	6349	6879	48.00	52.00
6	17	2013	2	16	13226	7.03	114	188198	6444	6782	48.72	51.28
12	30	2013	2	17	13226	7.03	115	188198	6192	7034	46.82	53.18
9	20	2013	6	14	13225	7.03	116	188198	6344	6881	47.97	52.03
7	5	2013	6	15	13218	7.02	117	188198	6574	6644	49.74	50.26
7	11	2013	5	16	13217	7.02	118	188198	6239	6978	47.20	52.80
11	8	2013	6	17	13217	7.02	119	188198	6489	6728	49.10	50.90
6	15	2013	7	11	13215	7.02	120	188198	6534	6681	49.44	50.56
7	17	2013	4	17	13213	7.02	121	188198	6341	6872	47.99	52.01
6	6	2013	5	16	13211	7.02	122	188198	6365	6846	48.18	51.82
9	10	2013	3	16	13209	7.02	123	188198	6073	7136	45.98	54.02
9	12	2013	5	16	13205	7.02	124	188198	6247	6958	47.31	52.69
6	10	2013	2	18	13201	7.01	125	188198	6230	6971	47.19	52.81
10	1	2013	3	17	13199	7.01	126	188198	6055	7144	45.87	54.13
10	2	2013	4	17	13191	7.01	127	188198	6176	7015	46.82	53.18
6	20	2013	5	15	13189	7.01	128	188198	6522	6667	49.45	50.55
11	1	2013	6	14	13188	7.01	129	188198	6244	6944	47.35	52.65
7	22	2013	2	17	13179	7.00	130	188198	6041	7138	45.84	54.16
10	3	2013	5	18	13178	7.00	131	188198	6388	6790	48.47	51.53
10	4	2013	6	15	13176	7.00	132	188198	6330	6846	48.04	51.96
11	26	2013	3	15	13176	7.00	133	188198	6321	6855	47.97	52.03
9	9	2013	2	16	13175	7.00	134	188198	6127	7048	46.50	53.50
11	11	2013	2	16	13174	7.00	135	188198	6189	6985	46.98	53.02

MO	DY	YR	DAY OF WK	HR	HR VOL	PERCENT OF AADT	HOUR NUMBER	AADT	NORTH VOLUME	SOUTH VOLUME	PERCENT NORTH IS OF TOTAL VOLUME	PERCENT SOUTH IS OF TOTAL VOLUME
7	19	2013	6	13	13173	7.00	136	188198	6574	6599	49.91	50.09
7	10	2013	4	16	13172	7.00	137	188198	6259	6913	47.52	52.48
6	26	2013	4	17	13171	7.00	138	188198	6324	6847	48.01	51.99
6	21	2013	6	14	13169	7.00	139	188198	6560	6609	49.81	50.19
7	9	2013	3	15	13166	7.00	140	188198	6379	6787	48.45	51.55
6	14	2013	6	15	13165	7.00	141	188198	6424	6741	48.80	51.20
6	19	2013	4	18	13163	6.99	142	188198	6124	7039	46.52	53.48
11	26	2013	3	17	13162	6.99	143	188198	6409	6753	48.69	51.31
7	2	2013	3	16	13159	6.99	144	188198	6196	6963	47.09	52.91
6	17	2013	2	18	13155	6.99	145	188198	6060	7095	46.07	53.93
7	5	2013	6	14	13154	6.99	146	188198	6646	6508	50.52	49.48
7	19	2013	6	12	13154	6.99	147	188198	6439	6715	48.95	51.05
11	1	2013	6	18	13154	6.99	148	188198	6428	6726	48.87	51.13
8	22	2013	5	17	13153	6.99	149	188198	6108	7045	46.44	53.56
12	24	2013	3	13	13152	6.99	150	188198	5934	7218	45.12	54.88
7	10	2013	4	17	13145	6.98	151	188198	6266	6879	47.67	52.33
8	19	2013	2	16	13142	6.98	152	188198	6172	6970	46.96	53.04
8	6	2013	3	16	13140	6.98	153	188198	6161	6979	46.89	53.11
11	20	2013	4	16	13138	6.98	154	188198	6370	6768	48.49	51.51
8	15	2013	5	17	13137	6.98	155	188198	6077	7060	46.26	53.74
11	8	2013	6	14	13137	6.98	156	188198	6418	6719	48.85	51.15
8	13	2013	3	16	13135	6.98	157	188198	6144	6991	46.78	53.22
6	22	2013	7	13	13134	6.98	158	188198	6670	6464	50.78	49.22
7	18	2013	5	17	13134	6.98	159	188198	6292	6842	47.91	52.09
6	29	2013	7	12	13133	6.98	160	188198	6476	6657	49.31	50.69
8	1	2013	5	18	13132	6.98	161	188198	6297	6835	47.95	52.05
8	5	2013	2	16	13130	6.98	162	188198	6317	6813	48.11	51.89
8	10	2013	7	12	13130	6.98	163	188198	6698	6432	51.01	48.99
12	19	2013	5	17	13127	6.98	164	188198	6349	6778	48.37	51.63
7	22	2013	2	16	13123	6.97	165	188198	6209	6914	47.31	52.69
9	27	2013	6	14	13121	6.97	166	188198	6403	6718	48.80	51.20
10	11	2013	6	13	13121	6.97	167	188198	6315	6806	48.13	51.87
6	17	2013	2	17	13117	6.97	168	188198	6222	6895	47.43	52.57
6	11	2013	3	17	13115	6.97	169	188198	6683	6432	50.96	49.04
10	3	2013	5	15	13115	6.97	170	188198	6068	7047	46.27	53.73
12	26	2013	5	15	13113	6.97	171	188198	6294	6819	48.00	52.00
8	12	2013	2	17	13110	6.97	172	188198	6053	7057	46.17	53.83
9	26	2013	5	15	13110	6.97	173	188198	6124	6986	46.71	53.29
8	7	2013	4	16	13108	6.97	174	188198	6211	6897	47.38	52.62
6	18	2013	3	17	13105	6.96	175	188198	6271	6834	47.85	52.15
7	8	2013	2	17	13102	6.96	176	188198	6239	6863	47.62	52.38

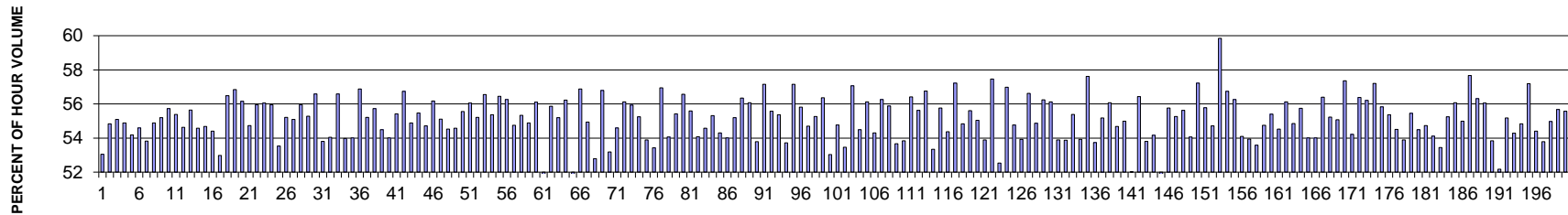
MO	DY	YR	DAY OF WK	HR	HR VOL	PERCENT OF AADT	HOUR NUMBER	AADT	NORTH VOLUME	SOUTH VOLUME	PERCENT NORTH IS OF TOTAL VOLUME	PERCENT SOUTH IS OF TOTAL VOLUME
6	21	2013	6	13	13097	6.96	177	188198	6460	6637	49.32	50.68
7	16	2013	3	17	13091	6.96	178	188198	6157	6934	47.03	52.97
7	31	2013	4	18	13091	6.96	179	188198	6246	6845	47.71	52.29
7	23	2013	3	16	13089	6.95	180	188198	6269	6820	47.90	52.10
11	22	2013	6	17	13087	6.95	181	188198	6295	6792	48.10	51.90
7	31	2013	4	15	13084	6.95	182	188198	6272	6812	47.94	52.06
8	12	2013	2	15	13084	6.95	183	188198	6337	6747	48.43	51.57
12	13	2013	6	17	13080	6.95	184	188198	6291	6789	48.10	51.90
6	14	2013	6	13	13078	6.95	185	188198	6486	6592	49.59	50.41
7	23	2013	3	15	13073	6.95	186	188198	6190	6883	47.35	52.65
8	5	2013	2	15	13073	6.95	187	188198	6311	6762	48.28	51.72
8	8	2013	5	15	13072	6.95	188	188198	6359	6713	48.65	51.35
11	21	2013	5	16	13072	6.95	189	188198	6241	6831	47.74	52.26
10	8	2013	3	16	13063	6.94	190	188198	5972	7091	45.72	54.28
9	17	2013	3	18	13060	6.94	191	188198	6323	6737	48.42	51.58
6	26	2013	4	18	13051	6.93	192	188198	6099	6952	46.73	53.27
10	1	2013	3	16	13048	6.93	193	188198	6077	6971	46.57	53.43
10	9	2013	4	18	13048	6.93	194	188198	6351	6697	48.67	51.33
6	4	2013	3	15	13047	6.93	195	188198	6129	6918	46.98	53.02
9	19	2013	5	15	13046	6.93	196	188198	6199	6847	47.52	52.48
9	16	2013	2	17	13044	6.93	197	188198	6082	6962	46.63	53.37
8	23	2013	6	12	13038	6.93	198	188198	6296	6742	48.29	51.71
6	18	2013	3	15	13037	6.93	199	188198	6308	6729	48.39	51.61
7	1	2013	2	16	13034	6.93	200	188198	6138	6896	47.09	52.91

SR 090 MP 285.23 SPOKANE/SPRAGUE AVE ADC SITE R036
K FOR PEAK 200 HOURS OF 2013



AADT= 112060 K 30 FACTOR= 9.72 K 100 FACTOR= 9.48 K 200 FACTOR= 9.28 D 30 FACTOR= 56.58

SR 090 MP 285.23 SPOKANE/SPRAGUE AVE ADC SITE R036
D % IN THE PEAK 200 HOURS OF 2013



MO	DY	YR	DAY OF WK	HR	HR VOL	PERCENT OF AADT	HOUR NUMBER	AADT	EAST VOLUME	WEST VOLUME	PERCENT EAST IS OF TOTAL VOLUME	PERCENT WEST IS OF TOTAL VOLUME
5	3	2013	6	17	11264	10.05	1	112060	5976	5288	53.05	46.95
5	31	2013	6	17	11258	10.05	2	112060	6174	5084	54.84	45.16
9	6	2013	6	17	11172	9.97	3	112060	6156	5016	55.10	44.90
11	21	2013	5	17	11139	9.94	4	112060	6113	5026	54.88	45.12
9	27	2013	6	17	11133	9.93	5	112060	6032	5101	54.18	45.82
10	11	2013	6	17	11110	9.91	6	112060	6065	5045	54.59	45.41
10	25	2013	6	17	11100	9.91	7	112060	5974	5126	53.82	46.18
4	12	2013	6	17	11095	9.90	8	112060	6089	5006	54.88	45.12
7	12	2013	6	17	11082	9.89	9	112060	6117	4965	55.20	44.80
5	30	2013	5	17	11071	9.88	10	112060	6170	4901	55.73	44.27
9	26	2013	5	17	11068	9.88	11	112060	6129	4939	55.38	44.62
12	19	2013	5	17	11044	9.86	12	112060	6033	5011	54.63	45.37

MO	DY	YR	DAY OF WK	HR	HR VOL	PERCENT OF AADT	HOUR NUMBER	AADT	EAST VOLUME	WEST VOLUME	PERCENT EAST IS OF TOTAL VOLUME	PERCENT WEST IS OF TOTAL VOLUME
10	10	2013	5	17	11021	9.83	13	112060	6132	4889	55.64	44.36
5	23	2013	5	17	11017	9.83	14	112060	6012	5005	54.57	45.43
9	12	2013	5	17	11015	9.83	15	112060	6023	4992	54.68	45.32
9	20	2013	6	17	10988	9.81	16	112060	5978	5010	54.40	45.60
4	19	2013	6	17	10958	9.78	17	112060	5806	5152	52.98	47.02
10	16	2013	4	17	10957	9.78	18	112060	6188	4769	56.48	43.52
5	16	2013	5	17	10948	9.77	19	112060	6224	4724	56.85	43.15
4	17	2013	4	17	10941	9.76	20	112060	6143	4798	56.15	43.85
5	17	2013	6	17	10941	9.76	21	112060	5988	4953	54.73	45.27
7	16	2013	3	17	10941	9.76	22	112060	6121	4820	55.95	44.05
9	17	2013	3	17	10939	9.76	23	112060	6131	4808	56.05	43.95
9	19	2013	5	17	10930	9.75	24	112060	6116	4814	55.96	44.04
4	26	2013	6	17	10927	9.75	25	112060	5849	5078	53.53	46.47
10	3	2013	5	17	10924	9.75	26	112060	6031	4893	55.21	44.79
5	1	2013	4	17	10920	9.74	27	112060	6016	4904	55.09	44.91
9	3	2013	3	17	10919	9.74	28	112060	6109	4810	55.95	44.05
5	29	2013	4	17	10898	9.73	29	112060	6025	4873	55.29	44.71
10	15	2013	3	17	10896	9.72	30	112060	6165	4731	56.58	43.42
10	18	2013	6	17	10892	9.72	31	112060	5860	5032	53.80	46.20
8	23	2013	6	17	10878	9.71	32	112060	5879	4999	54.04	45.96
9	4	2013	4	17	10877	9.71	33	112060	6155	4722	56.59	43.41
3	15	2013	6	17	10867	9.70	34	112060	5866	5001	53.98	46.02
6	21	2013	6	17	10864	9.69	35	112060	5868	4996	54.01	45.99
10	2	2013	4	17	10857	9.69	36	112060	6175	4682	56.88	43.12
3	22	2013	6	17	10856	9.69	37	112060	5995	4861	55.22	44.78
5	22	2013	4	17	10841	9.67	38	112060	6042	4799	55.73	44.27
11	20	2013	4	17	10841	9.67	39	112060	5908	4933	54.50	45.50
8	28	2013	4	17	10840	9.67	40	112060	5856	4984	54.02	45.98
10	17	2013	5	17	10840	9.67	41	112060	6007	4833	55.42	44.58
5	15	2013	4	17	10829	9.66	42	112060	6144	4685	56.74	43.26
8	15	2013	5	17	10828	9.66	43	112060	5944	4884	54.89	45.11
12	12	2013	5	17	10823	9.66	44	112060	6005	4818	55.48	44.52
11	1	2013	6	17	10822	9.66	45	112060	5922	4900	54.72	45.28
5	2	2013	5	17	10819	9.65	46	112060	6077	4742	56.17	43.83
8	14	2013	4	17	10815	9.65	47	112060	5960	4855	55.11	44.89
5	23	2013	5	18	10809	9.65	48	112060	5893	4916	54.52	45.48
3	8	2013	6	17	10797	9.64	49	112060	5892	4905	54.57	45.43
9	18	2013	4	17	10797	9.64	50	112060	5999	4798	55.56	44.44
10	9	2013	4	17	10785	9.62	51	112060	6045	4740	56.05	43.95
10	31	2013	5	17	10777	9.62	52	112060	5951	4826	55.22	44.78
4	16	2013	3	17	10772	9.61	53	112060	6093	4679	56.56	43.44

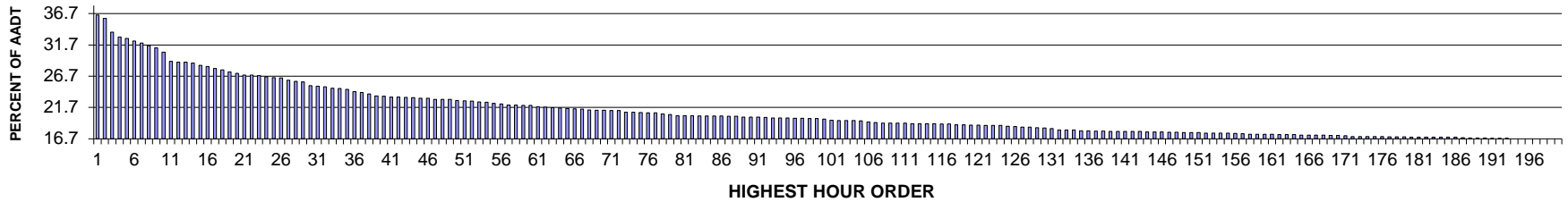
MO	DY	YR	DAY OF WK	HR	HR VOL	PERCENT OF AADT	HOUR NUMBER	AADT	EAST VOLUME	WEST VOLUME	PERCENT EAST IS OF TOTAL VOLUME	PERCENT WEST IS OF TOTAL VOLUME
6	26	2013	4	17	10772	9.61	54	112060	5964	4808	55.37	44.63
11	6	2013	4	17	10767	9.61	55	112060	6078	4689	56.45	43.55
4	18	2013	5	17	10764	9.61	56	112060	6056	4708	56.26	43.74
12	11	2013	4	17	10761	9.60	57	112060	5892	4869	54.75	45.25
8	29	2013	5	17	10760	9.60	58	112060	5955	4805	55.34	44.66
4	18	2013	5	18	10755	9.60	59	112060	5902	4853	54.88	45.12
9	10	2013	3	17	10755	9.60	60	112060	6035	4720	56.11	43.89
4	12	2013	6	18	10754	9.60	61	112060	5522	5232	51.35	48.65
11	14	2013	5	17	10749	9.59	62	112060	6005	4744	55.87	44.13
7	17	2013	4	17	10746	9.59	63	112060	5931	4815	55.19	44.81
10	23	2013	4	17	10745	9.59	64	112060	6042	4703	56.23	43.77
9	25	2013	4	18	10736	9.58	65	112060	5541	5195	51.61	48.39
10	1	2013	3	17	10730	9.58	66	112060	6103	4627	56.88	43.12
4	12	2013	6	16	10725	9.57	67	112060	5892	4833	54.94	45.06
4	19	2013	6	18	10720	9.57	68	112060	5660	5060	52.80	47.20
6	18	2013	3	17	10719	9.57	69	112060	6088	4631	56.80	43.20
12	6	2013	6	17	10712	9.56	70	112060	5698	5014	53.19	46.81
4	10	2013	4	18	10710	9.56	71	112060	5847	4863	54.59	45.41
2	1	2013	6	17	10709	9.56	72	112060	6010	4699	56.12	43.88
8	7	2013	4	17	10709	9.56	73	112060	5990	4719	55.93	44.07
11	26	2013	3	17	10708	9.56	74	112060	5916	4792	55.25	44.75
5	29	2013	4	18	10701	9.55	75	112060	5768	4933	53.90	46.10
8	8	2013	5	17	10691	9.54	76	112060	5711	4980	53.42	46.58
5	21	2013	3	17	10690	9.54	77	112060	6087	4603	56.94	43.06
5	10	2013	6	17	10683	9.53	78	112060	5776	4907	54.07	45.93
2	28	2013	5	17	10682	9.53	79	112060	5920	4762	55.42	44.58
5	28	2013	3	17	10681	9.53	80	112060	6042	4639	56.57	43.43
10	30	2013	4	17	10674	9.53	81	112060	5934	4740	55.59	44.41
9	13	2013	6	17	10673	9.52	82	112060	5772	4901	54.08	45.92
3	1	2013	6	17	10670	9.52	83	112060	5823	4847	54.57	45.43
7	9	2013	3	17	10664	9.52	84	112060	5899	4765	55.32	44.68
7	18	2013	5	17	10664	9.52	85	112060	5792	4872	54.31	45.69
8	22	2013	5	17	10661	9.51	86	112060	5758	4903	54.01	45.99
8	21	2013	4	17	10659	9.51	87	112060	5883	4776	55.19	44.81
8	26	2013	2	17	10656	9.51	88	112060	6005	4651	56.35	43.65
12	17	2013	3	17	10653	9.51	89	112060	5973	4680	56.07	43.93
4	9	2013	3	18	10652	9.51	90	112060	5730	4922	53.79	46.21
5	20	2013	2	17	10647	9.50	91	112060	6085	4562	57.15	42.85
4	17	2013	4	18	10646	9.50	92	112060	5917	4729	55.58	44.42
4	25	2013	5	17	10639	9.49	93	112060	5891	4748	55.37	44.63
3	29	2013	6	17	10637	9.49	94	112060	5714	4923	53.72	46.28

MO	DY	YR	DAY OF WK	HR	HR VOL	PERCENT OF AADT	HOUR NUMBER	AADT	EAST VOLUME	WEST VOLUME	PERCENT EAST IS OF TOTAL VOLUME	PERCENT WEST IS OF TOTAL VOLUME
4	30	2013	3	17	10636	9.49	95	112060	6080	4556	57.16	42.84
10	22	2013	3	17	10634	9.49	96	112060	5935	4699	55.81	44.19
7	19	2013	6	17	10633	9.49	97	112060	5816	4817	54.70	45.30
2	15	2013	6	17	10631	9.49	98	112060	5875	4756	55.26	44.74
11	19	2013	3	17	10629	9.49	99	112060	5992	4637	56.37	43.63
8	30	2013	6	17	10622	9.48	100	112060	5633	4989	53.03	46.97
3	28	2013	5	18	10620	9.48	101	112060	5816	4804	54.76	45.24
5	3	2013	6	18	10618	9.48	102	112060	5676	4942	53.46	46.54
6	25	2013	3	17	10618	9.48	103	112060	6060	4558	57.07	42.93
3	27	2013	4	18	10617	9.47	104	112060	5786	4831	54.50	45.50
9	24	2013	3	17	10617	9.47	105	112060	5959	4658	56.13	43.87
9	5	2013	5	17	10600	9.46	106	112060	5756	4844	54.30	45.70
12	4	2013	4	17	10599	9.46	107	112060	5963	4636	56.26	43.74
2	21	2013	5	17	10595	9.45	108	112060	5920	4675	55.88	44.12
10	2	2013	4	18	10595	9.45	109	112060	5686	4909	53.67	46.33
8	16	2013	6	17	10594	9.45	110	112060	5704	4890	53.84	46.16
4	9	2013	3	17	10593	9.45	111	112060	5975	4618	56.41	43.59
12	18	2013	4	17	10589	9.45	112	112060	5890	4699	55.62	44.38
4	24	2013	4	17	10587	9.45	113	112060	6009	4578	56.76	43.24
10	17	2013	5	18	10585	9.45	114	112060	5646	4939	53.34	46.66
10	4	2013	6	16	10580	9.44	115	112060	5899	4681	55.76	44.24
12	13	2013	6	17	10580	9.44	116	112060	5752	4828	54.37	45.63
4	3	2013	4	17	10579	9.44	117	112060	6054	4525	57.23	42.77
5	30	2013	5	18	10573	9.44	118	112060	5798	4775	54.84	45.16
4	5	2013	6	17	10569	9.43	119	112060	5877	4692	55.61	44.39
7	10	2013	4	17	10566	9.43	120	112060	5816	4750	55.04	44.96
9	26	2013	5	18	10566	9.43	121	112060	5695	4871	53.90	46.10
4	23	2013	3	17	10564	9.43	122	112060	6070	4494	57.46	42.54
7	17	2013	4	18	10561	9.42	123	112060	5549	5012	52.54	47.46
5	14	2013	3	17	10559	9.42	124	112060	6018	4541	56.99	43.01
8	27	2013	3	17	10559	9.42	125	112060	5782	4777	54.76	45.24
10	16	2013	4	18	10559	9.42	126	112060	5694	4865	53.93	46.07
11	13	2013	4	17	10556	9.42	127	112060	5977	4579	56.62	43.38
8	20	2013	3	17	10552	9.42	128	112060	5790	4762	54.87	45.13
7	2	2013	3	17	10549	9.41	129	112060	5934	4615	56.25	43.75
11	7	2013	5	17	10548	9.41	130	112060	5921	4627	56.13	43.87
3	8	2013	6	18	10545	9.41	131	112060	5684	4861	53.90	46.10
10	18	2013	6	18	10545	9.41	132	112060	5682	4863	53.88	46.12
5	16	2013	5	18	10533	9.40	133	112060	5834	4699	55.39	44.61
9	25	2013	4	17	10533	9.40	134	112060	5680	4853	53.93	46.07
9	30	2013	2	17	10531	9.40	135	112060	6068	4463	57.62	42.38

MO	DY	YR	DAY OF WK	HR	HR VOL	PERCENT OF AADT	HOUR NUMBER	AADT	EAST VOLUME	WEST VOLUME	PERCENT EAST IS OF TOTAL VOLUME	PERCENT WEST IS OF TOTAL VOLUME
4	19	2013	6	16	10529	9.40	136	112060	5657	4872	53.73	46.27
5	9	2013	5	18	10523	9.39	137	112060	5807	4716	55.18	44.82
12	10	2013	3	17	10521	9.39	138	112060	5899	4622	56.07	43.93
2	8	2013	6	17	10520	9.39	139	112060	5752	4768	54.68	45.32
5	22	2013	4	18	10518	9.39	140	112060	5784	4734	54.99	45.01
5	17	2013	6	18	10512	9.38	141	112060	5467	5045	52.01	47.99
9	11	2013	4	17	10512	9.38	142	112060	5933	4579	56.44	43.56
10	23	2013	4	18	10505	9.37	143	112060	5653	4852	53.81	46.19
4	30	2013	3	18	10499	9.37	144	112060	5686	4813	54.16	45.84
3	15	2013	6	18	10494	9.36	145	112060	5408	5086	51.53	48.47
5	9	2013	5	17	10493	9.36	146	112060	5852	4641	55.77	44.23
5	31	2013	6	16	10491	9.36	147	112060	5797	4694	55.26	44.74
6	19	2013	4	18	10490	9.36	148	112060	5836	4654	55.63	44.37
7	25	2013	5	17	10490	9.36	149	112060	5671	4819	54.06	45.94
2	13	2013	4	17	10488	9.36	150	112060	6002	4486	57.23	42.77
7	15	2013	2	17	10485	9.36	151	112060	5849	4636	55.78	44.22
9	17	2013	3	18	10485	9.36	152	112060	5737	4748	54.72	45.28
9	25	2013	4	8	10485	9.36	153	112060	4210	6275	40.15	59.85
7	22	2013	2	17	10482	9.35	154	112060	5949	4533	56.75	43.25
4	10	2013	4	17	10478	9.35	155	112060	5896	4582	56.27	43.73
6	21	2013	6	16	10478	9.35	156	112060	5669	4809	54.10	45.90
4	11	2013	5	17	10471	9.34	157	112060	5649	4822	53.95	46.05
5	15	2013	4	18	10466	9.34	158	112060	5608	4858	53.58	46.42
10	18	2013	6	16	10466	9.34	159	112060	5730	4736	54.75	45.25
10	25	2013	6	16	10464	9.34	160	112060	5797	4667	55.40	44.60
10	10	2013	5	18	10458	9.33	161	112060	5703	4755	54.53	45.47
12	3	2013	3	17	10458	9.33	162	112060	5869	4589	56.12	43.88
5	17	2013	6	16	10457	9.33	163	112060	5736	4721	54.85	45.15
8	12	2013	2	17	10457	9.33	164	112060	5829	4628	55.74	44.26
6	26	2013	4	18	10455	9.33	165	112060	5647	4808	54.01	45.99
6	5	2013	4	17	10453	9.33	166	112060	5647	4806	54.02	45.98
6	17	2013	2	17	10453	9.33	167	112060	5895	4558	56.40	43.60
3	7	2013	5	18	10444	9.32	168	112060	5768	4676	55.23	44.77
7	24	2013	4	17	10444	9.32	169	112060	5753	4691	55.08	44.92
4	22	2013	2	17	10442	9.32	170	112060	5990	4452	57.36	42.64
1	3	2013	5	17	10440	9.32	171	112060	5661	4779	54.22	45.78
3	14	2013	5	17	10434	9.31	172	112060	5884	4550	56.39	43.61
9	16	2013	2	17	10432	9.31	173	112060	5864	4568	56.21	43.79
6	24	2013	2	17	10431	9.31	174	112060	5968	4463	57.21	42.79
6	13	2013	5	17	10428	9.31	175	112060	5823	4605	55.84	44.16
5	2	2013	5	18	10427	9.30	176	112060	5773	4654	55.37	44.63

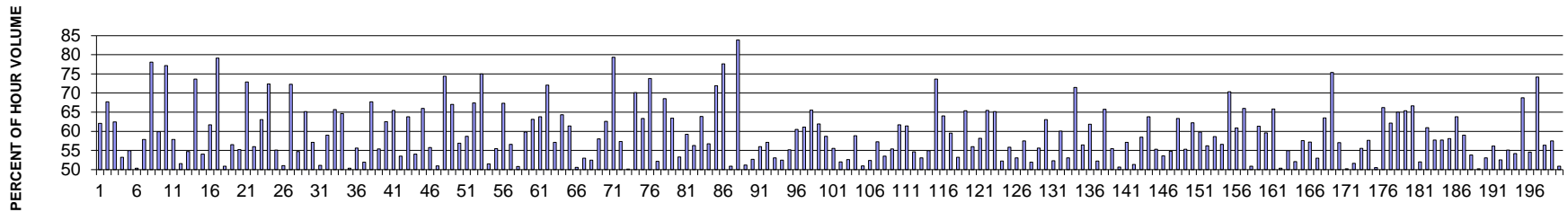
MO	DY	YR	DAY OF WK	HR	HR VOL	PERCENT OF AADT	HOUR NUMBER	AADT	EAST VOLUME	WEST VOLUME	PERCENT EAST IS OF TOTAL VOLUME	PERCENT WEST IS OF TOTAL VOLUME
3	14	2013	5	18	10424	9.30	177	112060	5682	4742	54.51	45.49
10	3	2013	5	18	10422	9.30	178	112060	5617	4805	53.90	46.10
4	16	2013	3	18	10421	9.30	179	112060	5780	4641	55.46	44.54
4	26	2013	6	16	10419	9.30	180	112060	5677	4742	54.49	45.51
7	19	2013	6	16	10419	9.30	181	112060	5703	4716	54.74	45.26
9	18	2013	4	18	10419	9.30	182	112060	5639	4780	54.12	45.88
7	16	2013	3	18	10416	9.30	183	112060	5567	4849	53.45	46.55
4	25	2013	5	18	10415	9.29	184	112060	5753	4662	55.24	44.76
3	27	2013	4	17	10413	9.29	185	112060	5840	4573	56.08	43.92
6	14	2013	6	17	10413	9.29	186	112060	5726	4687	54.99	45.01
9	23	2013	2	17	10413	9.29	187	112060	6005	4408	57.67	42.33
3	21	2013	5	17	10410	9.29	188	112060	5863	4547	56.32	43.68
7	23	2013	3	17	10410	9.29	189	112060	5835	4575	56.05	43.95
7	26	2013	6	17	10404	9.28	190	112060	5602	4802	53.84	46.16
2	14	2013	5	17	10403	9.28	191	112060	5427	4976	52.17	47.83
3	26	2013	3	18	10402	9.28	192	112060	5740	4662	55.18	44.82
9	13	2013	6	16	10398	9.28	193	112060	5644	4754	54.28	45.72
10	24	2013	5	17	10398	9.28	194	112060	5702	4696	54.84	45.16
3	13	2013	4	17	10397	9.28	195	112060	5946	4451	57.19	42.81
5	24	2013	6	17	10397	9.28	196	112060	5656	4741	54.40	45.60
8	14	2013	4	18	10396	9.28	197	112060	5591	4805	53.78	46.22
8	16	2013	6	16	10396	9.28	198	112060	5716	4680	54.98	45.02
3	19	2013	3	18	10395	9.28	199	112060	5787	4608	55.67	44.33
9	9	2013	2	17	10395	9.28	200	112060	5776	4619	55.57	44.43

**SR 020 MP 191.90 WINTHROP ADC SITE R037
K FOR PEAK 200 HOURS OF 2013
Recreational Site**



AADT= 1647 K 30 FACTOR= 25.20 K 100 FACTOR= 19.85 K 200 FACTOR= 16.70 D 100 FACTOR= 58.72

**SR 020 MP 191.90 WINTHROP ADC SITE R037
D % IN THE PEAK 200 HOURS OF 2013**



MO	DY	YR	DAY OF WK	HR	HR VOL	PERCENT OF AADT	HOUR NUMBER	AADT	EAST VOLUME	WEST VOLUME	PERCENT EAST IS OF TOTAL VOLUME	PERCENT WEST IS OF TOTAL VOLUME
7	21	2013	1	13	601	36.49	1	1647	228	373	37.94	62.06
7	21	2013	1	12	592	35.94	2	1647	191	401	32.26	67.74
7	21	2013	1	14	556	33.76	3	1647	209	347	37.59	62.41
7	21	2013	1	15	543	32.97	4	1647	254	289	46.78	53.22
7	20	2013	7	13	539	32.73	5	1647	243	296	45.08	54.92
7	20	2013	7	14	532	32.30	6	1647	264	268	49.62	50.38
7	20	2013	7	12	527	32.00	7	1647	222	305	42.13	57.87
9	2	2013	2	12	520	31.57	8	1647	114	406	21.92	78.08
7	21	2013	1	11	514	31.21	9	1647	206	308	40.08	59.92
9	2	2013	2	13	503	30.54	10	1647	115	388	22.86	77.14
7	19	2013	6	17	479	29.08	11	1647	277	202	57.83	42.17
7	20	2013	7	15	477	28.96	12	1647	246	231	51.57	48.43

MO	DY	YR	DAY OF WK	HR	HR VOL	PERCENT OF AADT	HOUR NUMBER	AADT	EAST VOLUME	WEST VOLUME	PERCENT EAST IS OF TOTAL VOLUME	PERCENT WEST IS OF TOTAL VOLUME
7	21	2013	1	16	477	28.96	13	1647	216	261	45.28	54.72
7	7	2013	1	12	474	28.78	14	1647	125	349	26.37	73.63
7	21	2013	1	17	468	28.42	15	1647	215	253	45.94	54.06
7	7	2013	1	15	465	28.23	16	1647	178	287	38.28	61.72
9	2	2013	2	11	460	27.93	17	1647	96	364	20.87	79.13
7	20	2013	7	16	456	27.69	18	1647	232	224	50.88	49.12
7	19	2013	6	16	451	27.38	19	1647	255	196	56.54	43.46
7	19	2013	6	14	447	27.14	20	1647	247	200	55.26	44.74
7	7	2013	1	13	443	26.90	21	1647	120	323	27.09	72.91
7	19	2013	6	18	443	26.90	22	1647	248	195	55.98	44.02
8	25	2013	1	14	441	26.78	23	1647	163	278	36.96	63.04
7	7	2013	1	14	438	26.59	24	1647	121	317	27.63	72.37
7	20	2013	7	11	436	26.47	25	1647	196	240	44.95	55.05
9	1	2013	1	14	435	26.41	26	1647	222	213	51.03	48.97
9	2	2013	2	14	429	26.05	27	1647	119	310	27.74	72.26
7	19	2013	6	15	426	25.87	28	1647	233	193	54.69	45.31
8	31	2013	7	14	425	25.80	29	1647	277	148	65.18	34.82
7	19	2013	6	20	415	25.20	30	1647	178	237	42.89	57.11
7	6	2013	7	14	413	25.08	31	1647	211	202	51.09	48.91
7	28	2013	1	14	412	25.02	32	1647	169	243	41.02	58.98
9	2	2013	2	15	408	24.77	33	1647	140	268	34.31	65.69
7	14	2013	1	14	407	24.71	34	1647	144	263	35.38	64.62
7	19	2013	6	13	405	24.59	35	1647	201	204	49.63	50.37
8	4	2013	1	15	399	24.23	36	1647	177	222	44.36	55.64
7	21	2013	1	18	397	24.10	37	1647	191	206	48.11	51.89
8	25	2013	1	13	393	23.86	38	1647	127	266	32.32	67.68
7	19	2013	6	12	388	23.56	39	1647	173	215	44.59	55.41
7	14	2013	1	15	387	23.50	40	1647	145	242	37.47	62.53
7	7	2013	1	16	385	23.38	41	1647	133	252	34.55	65.45
7	20	2013	7	17	385	23.38	42	1647	179	206	46.49	53.51
7	5	2013	6	15	384	23.32	43	1647	245	139	63.80	36.20
7	22	2013	2	11	383	23.25	44	1647	176	207	45.95	54.05
7	28	2013	1	12	382	23.19	45	1647	130	252	34.03	65.97
8	4	2013	1	14	382	23.19	46	1647	169	213	44.24	55.76
7	6	2013	7	13	379	23.01	47	1647	193	186	50.92	49.08
8	25	2013	1	12	379	23.01	48	1647	97	282	25.59	74.41
8	31	2013	7	15	379	23.01	49	1647	254	125	67.02	32.98
9	1	2013	1	15	376	22.83	50	1647	162	214	43.09	56.91
7	5	2013	6	14	375	22.77	51	1647	220	155	58.67	41.33
7	14	2013	1	12	374	22.71	52	1647	122	252	32.62	67.38
10	11	2013	6	14	372	22.59	53	1647	279	93	75.00	25.00

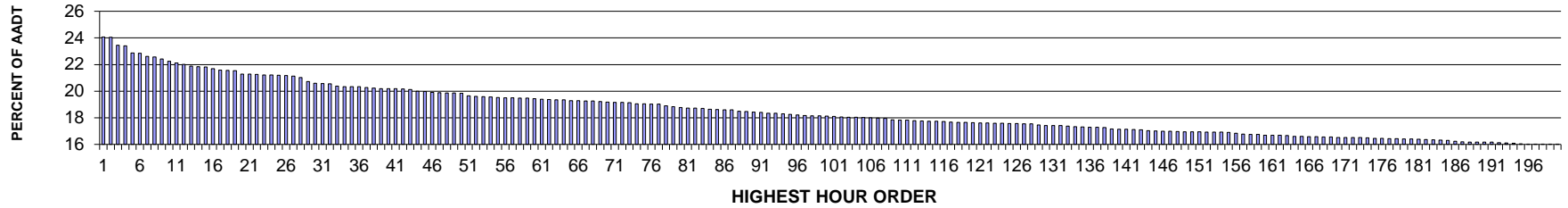
MO	DY	YR	DAY OF WK	HR	HR VOL	PERCENT OF AADT	HOUR NUMBER	AADT	EAST VOLUME	WEST VOLUME	PERCENT EAST IS OF TOTAL VOLUME	PERCENT WEST IS OF TOTAL VOLUME
7	6	2013	7	16	371	22.53	54	1647	191	180	51.48	48.52
7	6	2013	7	15	368	22.34	55	1647	204	164	55.43	44.57
7	28	2013	1	13	367	22.28	56	1647	120	247	32.70	67.30
8	25	2013	1	15	364	22.10	57	1647	158	206	43.41	56.59
9	1	2013	1	13	364	22.10	58	1647	185	179	50.82	49.18
8	24	2013	7	13	363	22.04	59	1647	217	146	59.78	40.22
9	2	2013	2	16	363	22.04	60	1647	134	229	36.91	63.09
7	7	2013	1	17	359	21.80	61	1647	130	229	36.21	63.79
8	30	2013	6	16	358	21.74	62	1647	258	100	72.07	27.93
7	28	2013	1	15	357	21.68	63	1647	153	204	42.86	57.14
7	14	2013	1	13	356	21.62	64	1647	127	229	35.67	64.33
7	5	2013	6	16	355	21.55	65	1647	218	137	61.41	38.59
7	19	2013	6	19	354	21.49	66	1647	175	179	49.44	50.56
9	1	2013	1	16	353	21.43	67	1647	166	187	47.03	52.97
7	22	2013	2	14	351	21.31	68	1647	184	167	52.42	47.58
8	31	2013	7	13	350	21.25	69	1647	203	147	58.00	42.00
8	31	2013	7	16	350	21.25	70	1647	219	131	62.57	37.43
7	7	2013	1	11	349	21.19	71	1647	72	277	20.63	79.37
7	20	2013	7	18	349	21.19	72	1647	200	149	57.31	42.69
7	19	2013	6	21	345	20.95	73	1647	172	173	49.86	50.14
8	30	2013	6	17	345	20.95	74	1647	242	103	70.14	29.86
7	26	2013	6	15	344	20.89	75	1647	218	126	63.37	36.63
8	25	2013	1	11	343	20.83	76	1647	90	253	26.24	73.76
8	31	2013	7	17	343	20.83	77	1647	179	164	52.19	47.81
8	4	2013	1	12	340	20.64	78	1647	107	233	31.47	68.53
7	5	2013	6	17	339	20.58	79	1647	215	124	63.42	36.58
7	21	2013	1	10	336	20.40	80	1647	157	179	46.73	53.27
8	10	2013	7	14	336	20.40	81	1647	199	137	59.23	40.77
8	24	2013	7	14	336	20.40	82	1647	189	147	56.25	43.75
8	4	2013	1	13	335	20.34	83	1647	121	214	36.12	63.88
8	9	2013	6	13	335	20.34	84	1647	190	145	56.72	43.28
8	30	2013	6	15	335	20.34	85	1647	241	94	71.94	28.06
10	11	2013	6	17	335	20.34	86	1647	260	75	77.61	22.39
8	4	2013	1	16	334	20.28	87	1647	170	164	50.90	49.10
9	2	2013	2	10	334	20.28	88	1647	54	280	16.17	83.83
7	6	2013	7	12	332	20.16	89	1647	162	170	48.80	51.20
7	22	2013	2	10	332	20.16	90	1647	175	157	52.71	47.29
7	27	2013	7	14	332	20.16	91	1647	186	146	56.02	43.98
7	22	2013	2	9	331	20.10	92	1647	189	142	57.10	42.90
8	24	2013	7	16	330	20.04	93	1647	175	155	53.03	46.97
8	25	2013	1	16	330	20.04	94	1647	157	173	47.58	52.42

MO	DY	YR	DAY OF WK	HR	HR VOL	PERCENT OF AADT	HOUR NUMBER	AADT	EAST VOLUME	WEST VOLUME	PERCENT EAST IS OF TOTAL VOLUME	PERCENT WEST IS OF TOTAL VOLUME
9	1	2013	1	17	330	20.04	95	1647	148	182	44.85	55.15
7	12	2013	6	14	329	19.98	96	1647	199	130	60.49	39.51
7	26	2013	6	14	329	19.98	97	1647	201	128	61.09	38.91
8	23	2013	6	17	328	19.91	98	1647	215	113	65.55	34.45
9	15	2013	1	13	328	19.91	99	1647	125	203	38.11	61.89
7	22	2013	2	12	327	19.85	100	1647	135	192	41.28	58.72
8	24	2013	7	12	324	19.67	101	1647	180	144	55.56	44.44
7	14	2013	1	16	323	19.61	102	1647	155	168	47.99	52.01
7	19	2013	6	11	323	19.61	103	1647	153	170	47.37	52.63
8	24	2013	7	15	323	19.61	104	1647	190	133	58.82	41.18
7	6	2013	7	17	322	19.55	105	1647	164	158	50.93	49.07
7	28	2013	1	17	319	19.37	106	1647	152	167	47.65	52.35
8	10	2013	7	16	318	19.31	107	1647	182	136	57.23	42.77
8	9	2013	6	14	316	19.19	108	1647	169	147	53.48	46.52
8	10	2013	7	12	316	19.19	109	1647	175	141	55.38	44.62
8	23	2013	6	15	316	19.19	110	1647	195	121	61.71	38.29
8	31	2013	7	12	316	19.19	111	1647	194	122	61.39	38.61
7	18	2013	5	15	315	19.13	112	1647	172	143	54.60	45.40
8	25	2013	1	17	315	19.13	113	1647	148	167	46.98	53.02
8	31	2013	7	11	315	19.13	114	1647	173	142	54.92	45.08
10	11	2013	6	15	315	19.13	115	1647	232	83	73.65	26.35
8	23	2013	6	16	314	19.06	116	1647	201	113	64.01	35.99
8	30	2013	6	14	314	19.06	117	1647	187	127	59.55	40.45
7	18	2013	5	14	312	18.94	118	1647	166	146	53.21	46.79
7	28	2013	1	11	312	18.94	119	1647	108	204	34.62	65.38
8	2	2013	6	14	311	18.88	120	1647	174	137	55.95	44.05
8	3	2013	7	13	311	18.88	121	1647	181	130	58.20	41.80
8	9	2013	6	16	310	18.82	122	1647	203	107	65.48	34.52
8	9	2013	6	17	310	18.82	123	1647	202	108	65.16	34.84
8	23	2013	6	13	310	18.82	124	1647	162	148	52.26	47.74
9	14	2013	7	15	308	18.70	125	1647	172	136	55.84	44.16
7	18	2013	5	13	307	18.64	126	1647	144	163	46.91	53.09
7	18	2013	5	16	306	18.58	127	1647	176	130	57.52	42.48
7	20	2013	7	10	306	18.58	128	1647	147	159	48.04	51.96
10	13	2013	1	14	304	18.46	129	1647	135	169	44.41	55.59
9	2	2013	2	17	303	18.40	130	1647	112	191	36.96	63.04
9	1	2013	1	18	302	18.34	131	1647	158	144	52.32	47.68
8	3	2013	7	15	298	18.09	132	1647	179	119	60.07	39.93
8	10	2013	7	13	298	18.09	133	1647	158	140	53.02	46.98
10	11	2013	6	16	298	18.09	134	1647	213	85	71.48	28.52
8	10	2013	7	15	296	17.97	135	1647	167	129	56.42	43.58

MO	DY	YR	DAY OF WK	HR	HR VOL	PERCENT OF AADT	HOUR NUMBER	AADT	EAST VOLUME	WEST VOLUME	PERCENT EAST IS OF TOTAL VOLUME	PERCENT WEST IS OF TOTAL VOLUME
8	30	2013	6	18	296	17.97	136	1647	183	113	61.82	38.18
9	15	2013	1	15	295	17.91	137	1647	141	154	47.80	52.20
10	13	2013	1	13	295	17.91	138	1647	101	194	34.24	65.76
5	5	2013	1	15	294	17.85	139	1647	131	163	44.56	55.44
7	20	2013	7	20	294	17.85	140	1647	149	145	50.68	49.32
7	27	2013	7	13	294	17.85	141	1647	168	126	57.14	42.86
7	28	2013	1	16	294	17.85	142	1647	143	151	48.64	51.36
9	1	2013	1	11	294	17.85	143	1647	122	172	41.50	58.50
7	4	2013	5	14	293	17.79	144	1647	187	106	63.82	36.18
7	5	2013	6	13	293	17.79	145	1647	162	131	55.29	44.71
7	19	2013	6	22	293	17.79	146	1647	157	136	53.58	46.42
7	20	2013	7	19	292	17.73	147	1647	132	160	45.21	54.79
8	23	2013	6	18	292	17.73	148	1647	185	107	63.36	36.64
5	5	2013	1	14	291	17.67	149	1647	130	161	44.67	55.33
8	9	2013	6	15	291	17.67	150	1647	181	110	62.20	37.80
9	15	2013	1	14	291	17.67	151	1647	117	174	40.21	59.79
7	22	2013	2	15	290	17.61	152	1647	163	127	56.21	43.79
7	27	2013	7	15	290	17.61	153	1647	170	120	58.62	41.38
8	5	2013	2	12	290	17.61	154	1647	126	164	43.45	56.55
9	15	2013	1	12	290	17.61	155	1647	86	204	29.66	70.34
7	26	2013	6	16	289	17.55	156	1647	176	113	60.90	39.10
8	23	2013	6	19	288	17.49	157	1647	190	98	65.97	34.03
7	18	2013	5	17	287	17.43	158	1647	146	141	50.87	49.13
7	27	2013	7	16	287	17.43	159	1647	176	111	61.32	38.68
8	30	2013	6	13	287	17.43	160	1647	171	116	59.58	40.42
9	13	2013	6	15	287	17.43	161	1647	189	98	65.85	34.15
7	21	2013	1	19	286	17.36	162	1647	142	144	49.65	50.35
8	2	2013	6	13	286	17.36	163	1647	157	129	54.90	45.10
8	9	2013	6	12	286	17.36	164	1647	137	149	47.90	52.10
7	13	2013	7	14	285	17.30	165	1647	164	121	57.54	42.46
7	13	2013	7	16	285	17.30	166	1647	163	122	57.19	42.81
7	27	2013	7	17	285	17.30	167	1647	151	134	52.98	47.02
8	7	2013	4	16	285	17.30	168	1647	181	104	63.51	36.49
8	4	2013	1	11	284	17.24	169	1647	70	214	24.65	75.35
9	14	2013	7	14	284	17.24	170	1647	162	122	57.04	42.96
7	6	2013	7	11	283	17.18	171	1647	141	142	49.82	50.18
7	15	2013	2	16	281	17.06	172	1647	145	136	51.60	48.40
7	26	2013	6	12	281	17.06	173	1647	125	156	44.48	55.52
7	26	2013	6	13	281	17.06	174	1647	162	119	57.65	42.35
9	1	2013	1	12	281	17.06	175	1647	139	142	49.47	50.53
10	11	2013	6	13	281	17.06	176	1647	186	95	66.19	33.81

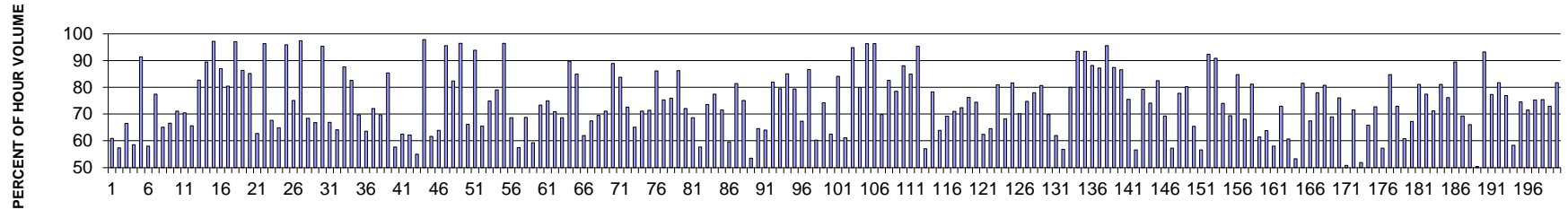
MO	DY	YR	DAY OF WK	HR	HR VOL	PERCENT OF AADT	HOUR NUMBER	AADT	EAST VOLUME	WEST VOLUME	PERCENT EAST IS OF TOTAL VOLUME	PERCENT WEST IS OF TOTAL VOLUME
8	8	2013	5	15	280	17.00	177	1647	174	106	62.14	37.86
9	13	2013	6	17	280	17.00	178	1647	182	98	65.00	35.00
9	20	2013	6	16	280	17.00	179	1647	183	97	65.36	34.64
5	19	2013	1	14	279	16.94	180	1647	93	186	33.33	66.67
7	14	2013	1	17	279	16.94	181	1647	134	145	48.03	51.97
7	26	2013	6	17	279	16.94	182	1647	170	109	60.93	39.07
8	2	2013	6	16	279	16.94	183	1647	161	118	57.71	42.29
8	4	2013	1	17	279	16.94	184	1647	118	161	42.29	57.71
8	8	2013	5	16	279	16.94	185	1647	162	117	58.06	41.94
10	13	2013	1	15	279	16.94	186	1647	101	178	36.20	63.80
8	5	2013	2	14	278	16.88	187	1647	164	114	58.99	41.01
7	5	2013	6	12	277	16.82	188	1647	149	128	53.79	46.21
7	21	2013	1	9	277	16.82	189	1647	138	139	49.82	50.18
8	23	2013	6	14	277	16.82	190	1647	147	130	53.07	46.93
7	25	2013	5	16	276	16.76	191	1647	155	121	56.16	43.84
8	5	2013	2	16	276	16.76	192	1647	145	131	52.54	47.46
8	8	2013	5	13	276	16.76	193	1647	152	124	55.07	44.93
5	5	2013	1	13	275	16.70	194	1647	126	149	45.82	54.18
5	12	2013	1	13	275	16.70	195	1647	86	189	31.27	68.73
7	6	2013	7	18	275	16.70	196	1647	125	150	45.45	54.55
7	7	2013	1	10	275	16.70	197	1647	71	204	25.82	74.18
7	13	2013	7	13	275	16.70	198	1647	155	120	56.36	43.64
7	13	2013	7	15	275	16.70	199	1647	158	117	57.45	42.55
8	5	2013	2	15	275	16.70	200	1647	140	135	50.91	49.09

SR 002 MP 50.12 SKYKOMISH ADC SITE R038
K FOR PEAK 200 HOURS OF 2013
Recreational Site



AADT= 5017 K 30 FACTOR= 20.59 K 100 FACTOR= 18.12 K 200 FACTOR= 16.01 D 100 FACTOR= 62.49

SR 002 MP 50.12 SKYKOMISH ADC SITE R038
D % IN THE PEAK 200 HOURS OF 2013



MO	DY	YR	DAY OF WK	HR	HR VOL	PERCENT OF AADT	HOUR NUMBER	AADT	EAST VOLUME	WEST VOLUME	PERCENT EAST IS OF TOTAL VOLUME	PERCENT WEST IS OF TOTAL VOLUME
8	18	2013	1	13	1208	24.08	1	5017	472	736	39.07	60.93
8	18	2013	1	14	1207	24.06	2	5017	514	693	42.58	57.42
8	11	2013	1	14	1177	23.46	3	5017	395	782	33.56	66.44
8	11	2013	1	13	1174	23.40	4	5017	486	688	41.40	58.60
4	14	2013	1	17	1148	22.88	5	5017	99	1049	8.62	91.38
8	18	2013	1	12	1147	22.86	6	5017	481	666	41.94	58.06
1	1	2013	3	16	1135	22.62	7	5017	256	879	22.56	77.44
8	18	2013	1	15	1133	22.58	8	5017	395	738	34.86	65.14
8	18	2013	1	16	1125	22.42	9	5017	376	749	33.42	66.58
7	7	2013	1	12	1116	22.24	10	5017	322	794	28.85	71.15
1	1	2013	3	15	1110	22.12	11	5017	328	782	29.55	70.45
8	11	2013	1	15	1104	22.01	12	5017	380	724	34.42	65.58

MO	DY	YR	DAY OF WK	HR	HR VOL	PERCENT OF AADT	HOUR NUMBER	AADT	EAST VOLUME	WEST VOLUME	PERCENT EAST IS OF TOTAL VOLUME	PERCENT WEST IS OF TOTAL VOLUME
5	27	2013	2	12	1098	21.89	13	5017	190	908	17.30	82.70
2	10	2013	1	17	1096	21.85	14	5017	115	981	10.49	89.51
2	2	2013	7	9	1094	21.81	15	5017	1063	31	97.17	2.83
4	14	2013	1	16	1088	21.69	16	5017	142	946	13.05	86.95
1	1	2013	3	17	1083	21.59	17	5017	212	871	19.58	80.42
1	12	2013	7	9	1082	21.57	18	5017	1051	31	97.13	2.87
2	10	2013	1	16	1081	21.55	19	5017	148	933	13.69	86.31
2	17	2013	1	17	1068	21.29	20	5017	158	910	14.79	85.21
7	28	2013	1	13	1068	21.29	21	5017	398	670	37.27	62.73
12	21	2013	7	9	1067	21.27	22	5017	1028	39	96.34	3.66
12	28	2013	7	16	1065	21.23	23	5017	344	721	32.30	67.70
7	21	2013	1	13	1064	21.21	24	5017	374	690	35.15	64.85
4	14	2013	1	9	1063	21.19	25	5017	1020	43	95.95	4.05
9	2	2013	2	12	1062	21.17	26	5017	265	797	24.95	75.05
2	9	2013	7	9	1060	21.13	27	5017	1032	28	97.36	2.64
7	28	2013	1	14	1055	21.03	28	5017	333	722	31.56	68.44
8	11	2013	1	16	1040	20.73	29	5017	345	695	33.17	66.83
1	27	2013	1	9	1033	20.59	30	5017	985	48	95.35	4.65
7	21	2013	1	14	1032	20.57	31	5017	341	691	33.04	66.96
10	13	2013	1	13	1031	20.55	32	5017	370	661	35.89	64.11
1	27	2013	1	16	1023	20.39	33	5017	126	897	12.32	87.68
5	27	2013	2	13	1021	20.35	34	5017	178	843	17.43	82.57
7	7	2013	1	13	1021	20.35	35	5017	309	712	30.26	69.74
12	27	2013	6	15	1020	20.33	36	5017	371	649	36.37	63.63
8	11	2013	1	17	1017	20.27	37	5017	284	733	27.93	72.07
2	22	2013	6	17	1015	20.23	38	5017	308	707	30.34	69.66
1	20	2013	1	16	1013	20.19	39	5017	148	865	14.61	85.39
7	21	2013	1	12	1013	20.19	40	5017	429	584	42.35	57.65
8	4	2013	1	14	1013	20.19	41	5017	380	633	37.51	62.49
1	1	2013	3	14	1012	20.17	42	5017	382	630	37.75	62.25
12	27	2013	6	14	1010	20.13	43	5017	454	556	44.95	55.05
1	26	2013	7	9	1003	19.99	44	5017	981	22	97.81	2.19
7	14	2013	1	13	1002	19.97	45	5017	384	618	38.32	61.68
7	28	2013	1	12	999	19.91	46	5017	360	639	36.04	63.96
2	17	2013	1	9	998	19.89	47	5017	954	44	95.59	4.41
2	17	2013	1	16	997	19.87	48	5017	176	821	17.65	82.35
2	23	2013	7	9	997	19.87	49	5017	962	35	96.49	3.51
10	20	2013	1	13	996	19.85	50	5017	337	659	33.84	66.16
2	23	2013	7	10	986	19.65	51	5017	925	61	93.81	6.19
8	25	2013	1	13	984	19.61	52	5017	339	645	34.45	65.55
8	11	2013	1	18	983	19.59	53	5017	247	736	25.13	74.87

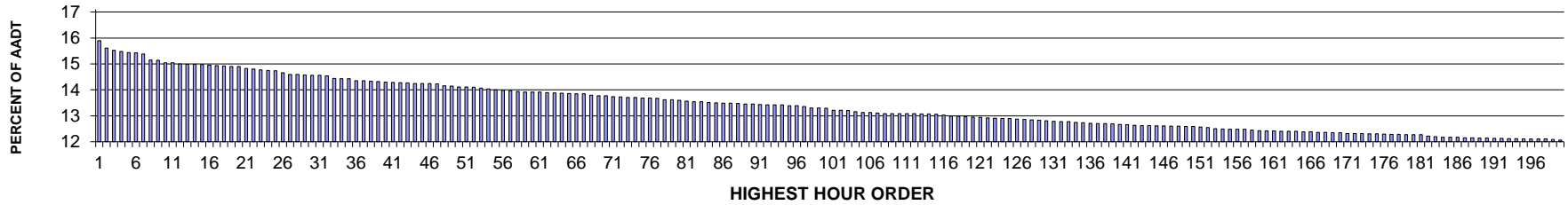
MO	DY	YR	DAY OF WK	HR	HR VOL	PERCENT OF AADT	HOUR NUMBER	AADT	EAST VOLUME	WEST VOLUME	PERCENT EAST IS OF TOTAL VOLUME	PERCENT WEST IS OF TOTAL VOLUME
12	28	2013	7	17	982	19.57	54	5017	206	776	20.98	79.02
3	23	2013	7	9	980	19.53	55	5017	945	35	96.43	3.57
7	7	2013	1	14	979	19.51	56	5017	307	672	31.36	68.64
8	4	2013	1	12	979	19.51	57	5017	416	563	42.49	57.51
7	14	2013	1	15	977	19.47	58	5017	305	672	31.22	68.78
8	11	2013	1	12	977	19.47	59	5017	398	579	40.74	59.26
8	18	2013	1	17	975	19.43	60	5017	260	715	26.67	73.33
6	23	2013	1	15	973	19.39	61	5017	244	729	25.08	74.92
6	23	2013	1	13	972	19.37	62	5017	283	689	29.12	70.88
7	28	2013	1	15	971	19.35	63	5017	304	667	31.31	68.69
12	14	2013	7	17	971	19.35	64	5017	99	872	10.20	89.80
2	18	2013	2	16	968	19.29	65	5017	146	822	15.08	84.92
8	25	2013	1	12	968	19.29	66	5017	368	600	38.02	61.98
7	14	2013	1	14	967	19.27	67	5017	315	652	32.57	67.43
8	25	2013	1	15	967	19.27	68	5017	295	672	30.51	69.49
8	25	2013	1	14	965	19.23	69	5017	279	686	28.91	71.09
1	27	2013	1	17	962	19.17	70	5017	107	855	11.12	88.88
2	24	2013	1	16	961	19.15	71	5017	156	805	16.23	83.77
7	21	2013	1	16	961	19.15	72	5017	263	698	27.37	72.63
8	4	2013	1	15	960	19.13	73	5017	335	625	34.90	65.10
8	4	2013	1	16	956	19.06	74	5017	276	680	28.87	71.13
8	18	2013	1	18	956	19.06	75	5017	273	683	28.56	71.44
1	13	2013	1	16	955	19.04	76	5017	132	823	13.82	86.18
8	4	2013	1	17	955	19.04	77	5017	236	719	24.71	75.29
10	20	2013	1	14	948	18.90	78	5017	228	720	24.05	75.95
3	17	2013	1	17	945	18.84	79	5017	130	815	13.76	86.24
6	23	2013	1	14	942	18.78	80	5017	263	679	27.92	72.08
7	21	2013	1	15	939	18.72	81	5017	294	645	31.31	68.69
8	4	2013	1	13	939	18.72	82	5017	397	542	42.28	57.72
12	28	2013	7	12	938	18.70	83	5017	690	248	73.56	26.44
10	6	2013	1	15	935	18.64	84	5017	211	724	22.57	77.43
9	2	2013	2	13	934	18.62	85	5017	266	668	28.48	71.52
1	1	2013	3	13	933	18.60	86	5017	377	556	40.41	59.59
3	3	2013	1	16	933	18.60	87	5017	173	760	18.54	81.46
9	8	2013	1	16	928	18.50	88	5017	231	697	24.89	75.11
12	26	2013	5	15	927	18.48	89	5017	496	431	53.51	46.49
8	16	2013	6	14	924	18.42	90	5017	597	327	64.61	35.39
10	20	2013	1	12	923	18.40	91	5017	332	591	35.97	64.03
3	24	2013	1	16	920	18.34	92	5017	166	754	18.04	81.96
6	23	2013	1	16	920	18.34	93	5017	189	731	20.54	79.46
3	24	2013	1	17	918	18.30	94	5017	137	781	14.92	85.08

MO	DY	YR	DAY OF WK	HR	HR VOL	PERCENT OF AADT	HOUR NUMBER	AADT	EAST VOLUME	WEST VOLUME	PERCENT EAST IS OF TOTAL VOLUME	PERCENT WEST IS OF TOTAL VOLUME
6	15	2013	7	14	916	18.26	95	5017	727	189	79.37	20.63
12	28	2013	7	13	914	18.22	96	5017	616	298	67.40	32.60
2	24	2013	1	17	912	18.18	97	5017	122	790	13.38	86.62
12	26	2013	5	16	911	18.16	98	5017	362	549	39.74	60.26
7	28	2013	1	16	910	18.14	99	5017	235	675	25.82	74.18
10	13	2013	1	12	909	18.12	100	5017	341	568	37.51	62.49
5	27	2013	2	14	908	18.10	101	5017	144	764	15.86	84.14
6	30	2013	1	13	906	18.06	102	5017	352	554	38.85	61.15
2	10	2013	1	9	905	18.04	103	5017	858	47	94.81	5.19
6	23	2013	1	17	905	18.04	104	5017	182	723	20.11	79.89
2	24	2013	1	9	904	18.02	105	5017	871	33	96.35	3.65
1	5	2013	7	9	903	18.00	106	5017	870	33	96.35	3.65
6	30	2013	1	15	902	17.98	107	5017	272	630	30.16	69.84
2	2	2013	7	17	901	17.96	108	5017	157	744	17.43	82.57
10	6	2013	1	16	895	17.84	109	5017	192	703	21.45	78.55
1	12	2013	7	17	894	17.82	110	5017	107	787	11.97	88.03
3	17	2013	1	16	894	17.82	111	5017	135	759	15.10	84.90
1	19	2013	7	9	892	17.78	112	5017	851	41	95.40	4.60
12	29	2013	1	12	891	17.76	113	5017	508	383	57.01	42.99
1	12	2013	7	16	890	17.74	114	5017	193	697	21.69	78.31
6	23	2013	1	12	890	17.74	115	5017	321	569	36.07	63.93
8	17	2013	7	12	889	17.72	116	5017	615	274	69.18	30.82
12	26	2013	5	12	887	17.68	117	5017	630	257	71.03	28.97
8	25	2013	1	16	886	17.66	118	5017	245	641	27.65	72.35
10	20	2013	1	15	886	17.66	119	5017	210	676	23.70	76.30
9	2	2013	2	11	885	17.64	120	5017	226	659	25.54	74.46
6	16	2013	1	13	884	17.62	121	5017	332	552	37.56	62.44
8	16	2013	6	15	884	17.62	122	5017	571	313	64.59	35.41
6	23	2013	1	18	883	17.60	123	5017	168	715	19.03	80.97
12	21	2013	7	16	883	17.60	124	5017	281	602	31.82	68.18
1	5	2013	7	17	882	17.58	125	5017	162	720	18.37	81.63
7	7	2013	1	15	881	17.56	126	5017	263	618	29.85	70.15
2	17	2013	1	15	880	17.54	127	5017	222	658	25.23	74.77
6	15	2013	7	13	880	17.54	128	5017	686	194	77.95	22.05
10	19	2013	7	12	876	17.46	129	5017	707	169	80.71	19.29
8	16	2013	6	13	874	17.42	130	5017	610	264	69.79	30.21
8	16	2013	6	16	874	17.42	131	5017	542	332	62.01	37.99
12	28	2013	7	14	874	17.42	132	5017	497	377	56.86	43.14
12	15	2013	1	16	872	17.38	133	5017	174	698	19.95	80.05
3	9	2013	7	9	870	17.34	134	5017	813	57	93.45	6.55
3	17	2013	1	9	869	17.32	135	5017	812	57	93.44	6.56

MO	DY	YR	DAY OF WK	HR	HR VOL	PERCENT OF AADT	HOUR NUMBER	AADT	EAST VOLUME	WEST VOLUME	PERCENT EAST IS OF TOTAL VOLUME	PERCENT WEST IS OF TOTAL VOLUME
1	13	2013	1	17	868	17.30	136	5017	103	765	11.87	88.13
1	20	2013	1	17	868	17.30	137	5017	111	757	12.79	87.21
12	14	2013	7	9	867	17.28	138	5017	829	38	95.62	4.38
5	27	2013	2	16	861	17.16	139	5017	108	753	12.54	87.46
1	21	2013	2	16	860	17.14	140	5017	116	744	13.49	86.51
7	14	2013	1	16	860	17.14	141	5017	211	649	24.53	75.47
8	17	2013	7	14	859	17.12	142	5017	486	373	56.58	43.42
12	21	2013	7	17	858	17.10	143	5017	178	680	20.75	79.25
1	5	2013	7	16	855	17.04	144	5017	221	634	25.85	74.15
2	10	2013	1	15	854	17.02	145	5017	150	704	17.56	82.44
8	16	2013	6	12	853	17.00	146	5017	591	262	69.28	30.72
7	14	2013	1	12	852	16.98	147	5017	364	488	42.72	57.28
8	11	2013	1	19	851	16.96	148	5017	189	662	22.21	77.79
2	2	2013	7	16	850	16.94	149	5017	168	682	19.76	80.24
6	16	2013	1	14	850	16.94	150	5017	294	556	34.59	65.41
12	27	2013	6	16	850	16.94	151	5017	369	481	43.41	56.59
1	5	2013	7	10	849	16.92	152	5017	784	65	92.34	7.66
2	2	2013	7	10	849	16.92	153	5017	771	78	90.81	9.19
6	16	2013	1	15	849	16.92	154	5017	221	628	26.03	73.97
6	30	2013	1	16	848	16.90	155	5017	260	588	30.66	69.34
8	11	2013	1	20	845	16.84	156	5017	129	716	15.27	84.73
12	26	2013	5	13	842	16.78	157	5017	573	269	68.05	31.95
2	18	2013	2	15	841	16.76	158	5017	158	683	18.79	81.21
10	6	2013	1	12	841	16.76	159	5017	324	517	38.53	61.47
6	30	2013	1	14	838	16.70	160	5017	303	535	36.16	63.84
12	28	2013	7	15	838	16.70	161	5017	352	486	42.00	58.00
9	15	2013	1	13	837	16.68	162	5017	227	610	27.12	72.88
12	27	2013	6	13	836	16.66	163	5017	507	329	60.65	39.35
2	15	2013	6	17	833	16.60	164	5017	444	389	53.30	46.70
3	3	2013	1	15	833	16.60	165	5017	154	679	18.49	81.51
7	5	2013	6	14	832	16.58	166	5017	561	271	67.43	32.57
9	8	2013	1	17	832	16.58	167	5017	183	649	22.00	78.00
4	7	2013	1	17	831	16.56	168	5017	160	671	19.25	80.75
8	30	2013	6	16	831	16.56	169	5017	573	258	68.95	31.05
2	18	2013	2	14	829	16.52	170	5017	199	630	24.00	76.00
7	6	2013	7	14	829	16.52	171	5017	408	421	49.22	50.78
8	30	2013	6	15	829	16.52	172	5017	593	236	71.53	28.47
12	29	2013	1	13	829	16.52	173	5017	430	399	51.87	48.13
8	17	2013	7	13	828	16.50	174	5017	545	283	65.82	34.18
9	2	2013	2	14	826	16.46	175	5017	225	601	27.24	72.76
12	21	2013	7	15	826	16.46	176	5017	353	473	42.74	57.26

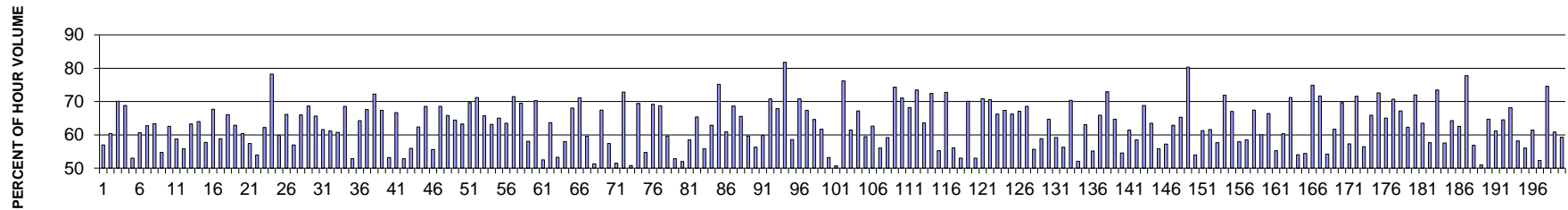
MO	DY	YR	DAY OF WK	HR	HR VOL	PERCENT OF AADT	HOUR NUMBER	AADT	EAST VOLUME	WEST VOLUME	PERCENT EAST IS OF TOTAL VOLUME	PERCENT WEST IS OF TOTAL VOLUME
1	27	2013	1	15	825	16.44	177	5017	126	699	15.27	84.73
7	21	2013	1	17	825	16.44	178	5017	223	602	27.03	72.97
9	1	2013	1	12	824	16.42	179	5017	501	323	60.80	39.20
10	13	2013	1	14	824	16.42	180	5017	270	554	32.77	67.23
3	17	2013	1	15	823	16.40	181	5017	156	667	18.96	81.04
7	14	2013	1	17	821	16.36	182	5017	185	636	22.53	77.47
9	22	2013	1	13	820	16.34	183	5017	236	584	28.78	71.22
5	27	2013	2	11	819	16.32	184	5017	155	664	18.93	81.07
1	19	2013	7	16	818	16.30	185	5017	195	623	23.84	76.16
2	18	2013	2	17	815	16.24	186	5017	86	729	10.55	89.45
12	26	2013	5	17	813	16.20	187	5017	250	563	30.75	69.25
7	7	2013	1	11	812	16.18	188	5017	276	536	33.99	66.01
2	15	2013	6	16	811	16.17	189	5017	402	409	49.57	50.43
3	24	2013	1	9	811	16.17	190	5017	756	55	93.22	6.78
8	4	2013	1	18	811	16.17	191	5017	184	627	22.69	77.31
10	20	2013	1	16	809	16.13	192	5017	148	661	18.29	81.71
9	15	2013	1	14	808	16.11	193	5017	187	621	23.14	76.86
8	16	2013	6	17	807	16.09	194	5017	471	336	58.36	41.64
7	7	2013	1	16	805	16.05	195	5017	205	600	25.47	74.53
7	27	2013	7	12	804	16.03	196	5017	575	229	71.52	28.48
7	28	2013	1	17	804	16.03	197	5017	199	605	24.75	75.25
9	2	2013	2	15	804	16.03	198	5017	198	606	24.63	75.37
8	25	2013	1	17	803	16.01	199	5017	217	586	27.02	72.98
10	20	2013	1	17	803	16.01	200	5017	147	656	18.31	81.69

**SR 090 MP 33.56 NORTH BEND ADC SITE R039
K FOR PEAK 200 HOURS OF 2013
Recreational Site**



AADT= 33917 K 30 FACTOR= 14.46 K 100 FACTOR= 13.19 K 200 FACTOR= 11.97 D 100 FACTOR= 53.21

**SR 090 MP 33.56 NORTH BEND ADC SITE R039
D % IN THE PEAK 200 HOURS OF 2013**



MO	DY	YR	DAY OF WK	HR	HR VOL	PERCENT OF AADT	HOUR NUMBER	AADT	EAST VOLUME	WEST VOLUME	PERCENT EAST IS OF TOTAL VOLUME	PERCENT WEST IS OF TOTAL VOLUME
8	18	2013	1	14	5360	15.80	1	33917	2307	3053	43.04	56.96
8	18	2013	1	15	5259	15.51	2	33917	2083	3176	39.61	60.39
7	21	2013	1	17	5232	15.43	3	33917	1565	3667	29.91	70.09
5	24	2013	6	15	5217	15.38	4	33917	3592	1625	68.85	31.15
8	18	2013	1	13	5203	15.34	5	33917	2446	2757	47.01	52.99
7	7	2013	1	13	5199	15.33	6	33917	2046	3153	39.35	60.65
7	7	2013	1	14	5183	15.28	7	33917	1933	3250	37.30	62.70
7	28	2013	1	15	5106	15.05	8	33917	1875	3231	36.72	63.28
6	21	2013	6	17	5100	15.04	9	33917	2309	2791	45.27	54.73
8	18	2013	1	16	5071	14.95	10	33917	1899	3172	37.45	62.55
7	21	2013	1	14	5068	14.94	11	33917	2089	2979	41.22	58.78
8	11	2013	1	14	5055	14.90	12	33917	2232	2823	44.15	55.85

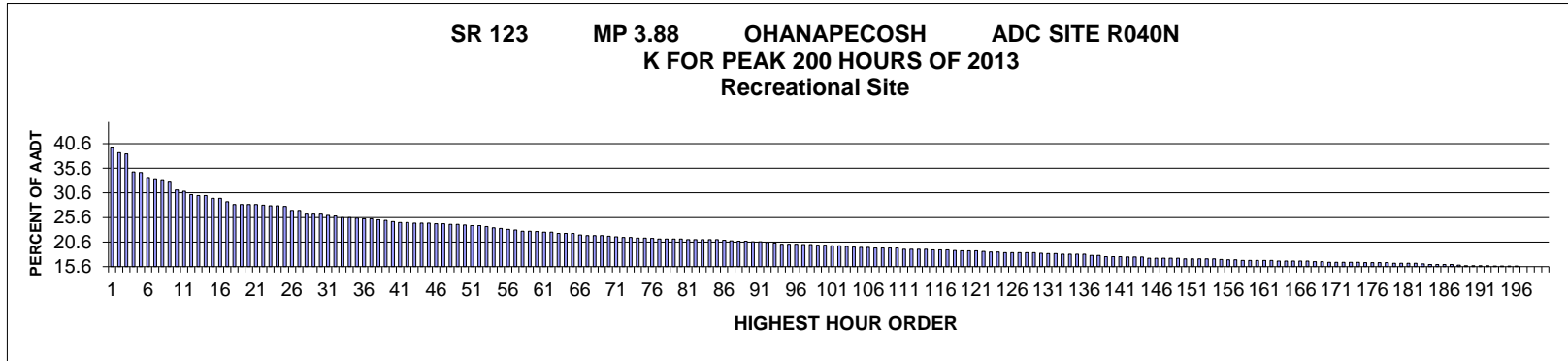
MO	DY	YR	DAY OF WK	HR	HR VOL	PERCENT OF AADT	HOUR NUMBER	AADT	EAST VOLUME	WEST VOLUME	PERCENT EAST IS OF TOTAL VOLUME	PERCENT WEST IS OF TOTAL VOLUME
7	7	2013	1	15	5051	14.89	13	33917	1857	3194	36.76	63.24
10	13	2013	1	18	5051	14.89	14	33917	1820	3231	36.03	63.97
7	21	2013	1	13	5046	14.88	15	33917	2132	2914	42.25	57.75
5	24	2013	6	16	5039	14.86	16	33917	3411	1628	67.69	32.31
8	25	2013	1	13	5034	14.84	17	33917	2071	2963	41.14	58.86
8	4	2013	1	16	5025	14.82	18	33917	1704	3321	33.91	66.09
7	28	2013	1	14	5021	14.80	19	33917	1862	3159	37.08	62.92
1	1	2013	3	15	5020	14.80	20	33917	1986	3034	39.56	60.44
8	11	2013	1	15	4995	14.73	21	33917	2128	2867	42.60	57.40
8	11	2013	1	13	4986	14.70	22	33917	2297	2689	46.07	53.93
6	30	2013	1	13	4974	14.67	23	33917	1880	3094	37.80	62.20
1	1	2013	3	17	4968	14.65	24	33917	1080	3888	21.74	78.26
8	25	2013	1	14	4965	14.64	25	33917	1998	2967	40.24	59.76
7	7	2013	1	16	4940	14.56	26	33917	1671	3269	33.83	66.17
7	28	2013	1	13	4919	14.50	27	33917	2117	2802	43.04	56.96
6	16	2013	1	16	4917	14.50	28	33917	1671	3246	33.98	66.02
5	24	2013	6	14	4907	14.47	29	33917	3370	1537	68.68	31.32
7	28	2013	1	16	4906	14.46	30	33917	1686	3220	34.37	65.63
8	11	2013	1	16	4904	14.46	31	33917	1882	3022	38.38	61.62
7	14	2013	1	15	4896	14.44	32	33917	1901	2995	38.83	61.17
8	4	2013	1	14	4865	14.34	33	33917	1908	2957	39.22	60.78
7	14	2013	1	17	4860	14.33	34	33917	1529	3331	31.46	68.54
11	27	2013	4	15	4859	14.33	35	33917	2568	2291	52.85	47.15
8	30	2013	6	15	4836	14.26	36	33917	3106	1730	64.23	35.77
5	24	2013	6	17	4833	14.25	37	33917	3266	1567	67.58	32.42
5	5	2013	1	17	4827	14.23	38	33917	1340	3487	27.76	72.24
8	4	2013	1	17	4823	14.22	39	33917	1575	3248	32.66	67.34
8	18	2013	1	12	4817	14.20	40	33917	2564	2253	53.23	46.77
7	14	2013	1	16	4814	14.19	41	33917	1605	3209	33.34	66.66
12	1	2013	1	13	4808	14.18	42	33917	2542	2266	52.87	47.13
7	7	2013	1	12	4806	14.17	43	33917	2119	2687	44.09	55.91
6	16	2013	1	15	4800	14.15	44	33917	1807	2993	37.65	62.35
7	28	2013	1	17	4800	14.15	45	33917	1510	3290	31.46	68.54
7	28	2013	1	12	4798	14.15	46	33917	2130	2668	44.39	55.61
1	1	2013	3	16	4794	14.13	47	33917	1509	3285	31.48	68.52
8	31	2013	7	12	4769	14.06	48	33917	3140	1629	65.84	34.16
7	21	2013	1	16	4767	14.05	49	33917	1695	3072	35.56	64.44
8	4	2013	1	15	4754	14.02	50	33917	1749	3005	36.79	63.21
6	16	2013	1	17	4753	14.01	51	33917	1440	3313	30.30	69.70
7	28	2013	1	18	4747	14.00	52	33917	1368	3379	28.82	71.18
8	18	2013	1	17	4739	13.97	53	33917	1624	3115	34.27	65.73

MO	DY	YR	DAY OF WK	HR	HR VOL	PERCENT OF AADT	HOUR NUMBER	AADT	EAST VOLUME	WEST VOLUME	PERCENT EAST IS OF TOTAL VOLUME	PERCENT WEST IS OF TOTAL VOLUME
8	30	2013	6	16	4729	13.94	54	33917	2987	1742	63.16	36.84
8	30	2013	6	14	4715	13.90	55	33917	3066	1649	65.03	34.97
8	25	2013	1	15	4706	13.88	56	33917	1717	2989	36.49	63.51
5	5	2013	1	16	4703	13.87	57	33917	1342	3361	28.53	71.47
10	20	2013	1	17	4693	13.84	58	33917	1430	3263	30.47	69.53
6	30	2013	1	12	4687	13.82	59	33917	1965	2722	41.92	58.08
7	21	2013	1	18	4687	13.82	60	33917	1395	3292	29.76	70.24
11	27	2013	4	16	4686	13.82	61	33917	2460	2226	52.50	47.50
8	25	2013	1	16	4680	13.80	62	33917	1701	2979	36.35	63.65
7	19	2013	6	15	4678	13.79	63	33917	2491	2187	53.25	46.75
7	26	2013	6	15	4672	13.77	64	33917	2709	1963	57.98	42.02
10	20	2013	1	16	4666	13.76	65	33917	1492	3174	31.98	68.02
8	31	2013	7	11	4664	13.75	66	33917	3316	1348	71.10	28.90
7	21	2013	1	15	4663	13.75	67	33917	1887	2776	40.47	59.53
1	1	2013	3	14	4645	13.70	68	33917	2264	2381	48.74	51.26
8	18	2013	1	18	4640	13.68	69	33917	1512	3128	32.59	67.41
7	14	2013	1	14	4637	13.67	70	33917	1974	2663	42.57	57.43
7	21	2013	1	12	4626	13.64	71	33917	2247	2379	48.57	51.43
2	10	2013	1	16	4623	13.63	72	33917	1255	3368	27.15	72.85
12	1	2013	1	15	4617	13.61	73	33917	2346	2271	50.81	49.19
3	3	2013	1	16	4615	13.61	74	33917	1413	3202	30.62	69.38
8	4	2013	1	13	4611	13.59	75	33917	2089	2522	45.30	54.70
10	13	2013	1	17	4610	13.59	76	33917	1421	3189	30.82	69.18
6	30	2013	1	16	4607	13.58	77	33917	1439	3168	31.24	68.76
6	30	2013	1	14	4587	13.52	78	33917	1852	2735	40.37	59.63
8	25	2013	1	12	4586	13.52	79	33917	2163	2423	47.17	52.83
8	11	2013	1	12	4580	13.50	80	33917	2383	2197	52.03	47.97
12	1	2013	1	12	4567	13.47	81	33917	2674	1893	58.55	41.45
5	27	2013	2	12	4561	13.45	82	33917	1579	2982	34.62	65.38
8	9	2013	6	15	4558	13.44	83	33917	2544	2014	55.81	44.19
6	30	2013	1	15	4547	13.41	84	33917	1688	2859	37.12	62.88
5	5	2013	1	18	4544	13.40	85	33917	1129	3415	24.85	75.15
6	28	2013	6	15	4540	13.39	86	33917	2765	1775	60.90	39.10
10	13	2013	1	16	4540	13.39	87	33917	1422	3118	31.32	68.68
8	25	2013	1	17	4537	13.38	88	33917	1561	2976	34.41	65.59
7	26	2013	6	14	4531	13.36	89	33917	2702	1829	59.63	40.37
8	16	2013	6	15	4531	13.36	90	33917	2549	1982	56.26	43.74
6	16	2013	1	14	4523	13.34	91	33917	1817	2706	40.17	59.83
5	24	2013	6	13	4522	13.33	92	33917	3201	1321	70.79	29.21
7	7	2013	1	17	4519	13.32	93	33917	1452	3067	32.13	67.87
7	7	2013	1	20	4517	13.32	94	33917	824	3693	18.24	81.76

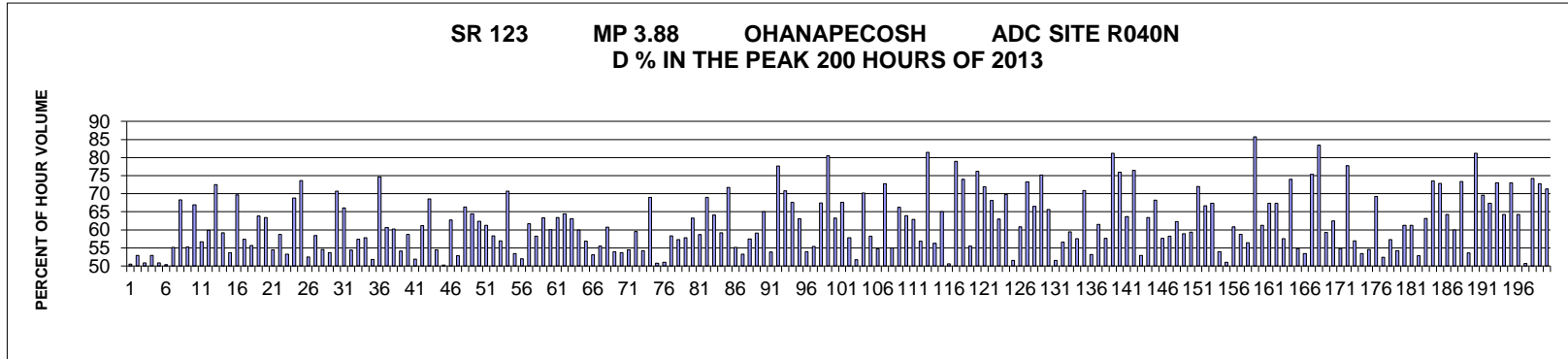
MO	DY	YR	DAY OF WK	HR	HR VOL	PERCENT OF AADT	HOUR NUMBER	AADT	EAST VOLUME	WEST VOLUME	PERCENT EAST IS OF TOTAL VOLUME	PERCENT WEST IS OF TOTAL VOLUME
7	26	2013	6	16	4509	13.29	95	33917	2644	1865	58.64	41.36
8	4	2013	1	18	4508	13.29	96	33917	1317	3191	29.21	70.79
8	30	2013	6	13	4498	13.26	97	33917	3028	1470	67.32	32.68
5	27	2013	2	13	4478	13.20	98	33917	1586	2892	35.42	64.58
8	31	2013	7	13	4478	13.20	99	33917	2761	1717	61.66	38.34
7	19	2013	6	16	4473	13.19	100	33917	2380	2093	53.21	46.79
6	21	2013	6	13	4451	13.12	101	33917	2193	2258	49.27	50.73
1	20	2013	1	16	4449	13.12	102	33917	1058	3391	23.78	76.22
10	20	2013	1	15	4446	13.11	103	33917	1713	2733	38.53	61.47
7	14	2013	1	18	4428	13.06	104	33917	1453	2975	32.81	67.19
8	11	2013	1	17	4419	13.03	105	33917	1790	2629	40.51	59.49
8	30	2013	6	17	4418	13.03	106	33917	2766	1652	62.61	37.39
8	16	2013	6	16	4411	13.01	107	33917	2471	1940	56.02	43.98
6	28	2013	6	16	4407	12.99	108	33917	2608	1799	59.18	40.82
2	10	2013	1	17	4406	12.99	109	33917	1131	3275	25.67	74.33
6	16	2013	1	18	4405	12.99	110	33917	1276	3129	28.97	71.03
5	5	2013	1	15	4403	12.98	111	33917	1400	3003	31.80	68.20
7	21	2013	1	19	4403	12.98	112	33917	1170	3233	26.57	73.43
5	27	2013	2	14	4400	12.97	113	33917	1602	2798	36.41	63.59
6	30	2013	1	18	4399	12.97	114	33917	1213	3186	27.57	72.43
6	21	2013	6	16	4396	12.96	115	33917	2427	1969	55.21	44.79
10	20	2013	1	18	4386	12.93	116	33917	1194	3192	27.22	72.78
8	9	2013	6	14	4373	12.89	117	33917	2455	1918	56.14	43.86
8	4	2013	1	12	4372	12.89	118	33917	2319	2053	53.04	46.96
3	24	2013	1	17	4366	12.87	119	33917	1306	3060	29.91	70.09
11	30	2013	7	14	4359	12.85	120	33917	2048	2311	46.98	53.02
3	3	2013	1	17	4355	12.84	121	33917	1269	3086	29.14	70.86
5	24	2013	6	18	4349	12.82	122	33917	3068	1281	70.54	29.46
5	27	2013	2	15	4344	12.81	123	33917	1467	2877	33.77	66.23
6	9	2013	1	16	4342	12.80	124	33917	1416	2926	32.61	67.39
8	25	2013	1	18	4341	12.80	125	33917	1467	2874	33.79	66.21
8	11	2013	1	18	4336	12.78	126	33917	1427	2909	32.91	67.09
6	9	2013	1	17	4332	12.77	127	33917	1363	2969	31.46	68.54
8	23	2013	6	15	4326	12.75	128	33917	2407	1919	55.64	44.36
11	30	2013	7	15	4316	12.73	129	33917	1775	2541	41.13	58.87
10	13	2013	1	15	4312	12.71	130	33917	1521	2791	35.27	64.73
2	18	2013	2	16	4303	12.69	131	33917	1754	2549	40.76	59.24
8	9	2013	6	16	4301	12.68	132	33917	2421	1880	56.29	43.71
8	18	2013	1	19	4301	12.68	133	33917	1276	3025	29.67	70.33
6	16	2013	1	13	4292	12.65	134	33917	2058	2234	47.95	52.05
6	28	2013	6	13	4283	12.63	135	33917	2701	1582	63.06	36.94

MO	DY	YR	DAY OF WK	HR	HR VOL	PERCENT OF AADT	HOUR NUMBER	AADT	EAST VOLUME	WEST VOLUME	PERCENT EAST IS OF TOTAL VOLUME	PERCENT WEST IS OF TOTAL VOLUME
11	27	2013	4	14	4277	12.61	136	33917	2359	1918	55.16	44.84
11	30	2013	7	16	4273	12.60	137	33917	1457	2816	34.10	65.90
7	28	2013	1	19	4272	12.60	138	33917	1156	3116	27.06	72.94
10	6	2013	1	16	4270	12.59	139	33917	1507	2763	35.29	64.71
7	19	2013	6	14	4264	12.57	140	33917	2327	1937	54.57	45.43
6	28	2013	6	14	4261	12.56	141	33917	2619	1642	61.46	38.54
8	2	2013	6	16	4254	12.54	142	33917	2490	1764	58.53	41.47
6	30	2013	1	17	4251	12.53	143	33917	1326	2925	31.19	68.81
6	9	2013	1	15	4250	12.53	144	33917	1551	2699	36.49	63.51
7	14	2013	1	13	4247	12.52	145	33917	1875	2372	44.15	55.85
8	23	2013	6	16	4243	12.51	146	33917	2427	1816	57.20	42.80
6	23	2013	1	16	4240	12.50	147	33917	1575	2665	37.15	62.85
10	11	2013	6	14	4238	12.50	148	33917	2767	1471	65.29	34.71
1	20	2013	1	17	4235	12.49	149	33917	833	3402	19.67	80.33
12	1	2013	1	16	4235	12.49	150	33917	1950	2285	46.04	53.96
7	26	2013	6	13	4230	12.47	151	33917	2590	1640	61.23	38.77
6	14	2013	6	17	4224	12.45	152	33917	2602	1622	61.60	38.40
8	2	2013	6	14	4209	12.41	153	33917	2427	1782	57.66	42.34
5	24	2013	6	12	4203	12.39	154	33917	3023	1180	71.92	28.08
2	17	2013	1	16	4200	12.38	155	33917	1386	2814	33.00	67.00
8	16	2013	6	17	4199	12.38	156	33917	2431	1768	57.89	42.11
1	1	2013	3	13	4198	12.38	157	33917	2456	1742	58.50	41.50
6	9	2013	1	18	4190	12.35	158	33917	1363	2827	32.53	67.47
3	17	2013	1	16	4183	12.33	159	33917	1670	2513	39.92	60.08
5	19	2013	1	17	4179	12.32	160	33917	1404	2775	33.60	66.40
2	18	2013	2	15	4177	12.32	161	33917	1869	2308	44.75	55.25
7	26	2013	6	17	4175	12.31	162	33917	2517	1658	60.29	39.71
5	25	2013	7	12	4174	12.31	163	33917	2974	1200	71.25	28.75
11	27	2013	4	17	4174	12.31	164	33917	2256	1918	54.05	45.95
8	31	2013	7	14	4166	12.28	165	33917	2266	1900	54.39	45.61
5	25	2013	7	11	4164	12.28	166	33917	3119	1045	74.90	25.10
8	4	2013	1	19	4159	12.26	167	33917	1179	2980	28.35	71.65
7	12	2013	6	15	4158	12.26	168	33917	2255	1903	54.23	45.77
8	10	2013	7	12	4155	12.25	169	33917	2563	1592	61.68	38.32
8	30	2013	6	12	4154	12.25	170	33917	2895	1259	69.69	30.31
8	16	2013	6	14	4145	12.22	171	33917	2377	1768	57.35	42.65
2	24	2013	1	16	4144	12.22	172	33917	1179	2965	28.45	71.55
7	19	2013	6	17	4144	12.22	173	33917	2340	1804	56.47	43.53
5	27	2013	2	16	4141	12.21	174	33917	1413	2728	34.12	65.88
10	6	2013	1	18	4140	12.21	175	33917	1136	3004	27.44	72.56
3	24	2013	1	16	4138	12.20	176	33917	1445	2693	34.92	65.08

MO	DY	YR	DAY OF WK	HR	HR VOL	PERCENT OF AADT	HOUR NUMBER	AADT	EAST VOLUME	WEST VOLUME	PERCENT EAST IS OF TOTAL VOLUME	PERCENT WEST IS OF TOTAL VOLUME
8	11	2013	1	19	4136	12.19	177	33917	1211	2925	29.28	70.72
10	6	2013	1	17	4136	12.19	178	33917	1356	2780	32.79	67.21
6	9	2013	1	14	4130	12.18	179	33917	1557	2573	37.70	62.30
2	17	2013	1	17	4128	12.17	180	33917	1157	2971	28.03	71.97
5	12	2013	1	17	4128	12.17	181	33917	1507	2621	36.51	63.49
8	23	2013	6	17	4111	12.12	182	33917	2371	1740	57.67	42.33
1	13	2013	1	16	4103	12.10	183	33917	1088	3015	26.52	73.48
3	3	2013	1	14	4098	12.08	184	33917	1737	2361	42.39	57.61
6	2	2013	1	16	4097	12.08	185	33917	1464	2633	35.73	64.27
5	19	2013	1	15	4096	12.08	186	33917	1533	2563	37.43	62.57
2	24	2013	1	17	4089	12.06	187	33917	909	3180	22.23	77.77
8	16	2013	6	18	4087	12.05	188	33917	2324	1763	56.86	43.14
6	21	2013	6	14	4084	12.04	189	33917	2082	2002	50.98	49.02
5	12	2013	1	18	4082	12.04	190	33917	1441	2641	35.30	64.70
8	2	2013	6	17	4080	12.03	191	33917	2495	1585	61.15	38.85
7	26	2013	6	12	4079	12.03	192	33917	2631	1448	64.50	35.50
6	2	2013	1	17	4077	12.02	193	33917	1301	2776	31.91	68.09
6	14	2013	6	15	4076	12.02	194	33917	2370	1706	58.15	41.85
8	2	2013	6	15	4074	12.01	195	33917	2284	1790	56.06	43.94
6	2	2013	1	15	4073	12.01	196	33917	1571	2502	38.57	61.43
7	14	2013	1	12	4073	12.01	197	33917	2130	1943	52.30	47.70
7	7	2013	1	19	4072	12.01	198	33917	1035	3037	25.42	74.58
10	11	2013	6	16	4066	11.99	199	33917	2474	1592	60.85	39.15
8	17	2013	7	12	4060	11.97	200	33917	2406	1654	59.26	40.74



AADT= 872 K 30 FACTOR= 26.26 K 100 FACTOR= 19.95 K 200 FACTOR= 15.60 D 100 FACTOR= 63.22



MO	DY	YR	DAY OF WK	HR	HR VOL	PERCENT OF AADT	HOUR NUMBER	AADT	NORTH VOLUME	SOUTH VOLUME	PERCENT NORTH IS OF TOTAL VOLUME	PERCENT SOUTH IS OF TOTAL VOLUME
9	1	2013	1	13	348	39.91	1	872	172	176	49.43	50.57
8	31	2013	7	16	338	38.76	2	872	159	179	47.04	52.96
9	1	2013	1	15	336	38.53	3	872	171	165	50.89	49.11
9	1	2013	1	12	304	34.86	4	872	143	161	47.04	52.96
9	1	2013	1	17	303	34.75	5	872	149	154	49.17	50.83
9	1	2013	1	14	294	33.72	6	872	146	148	49.66	50.34
9	1	2013	1	16	292	33.49	7	872	161	131	55.14	44.86
8	31	2013	7	13	290	33.26	8	872	92	198	31.72	68.28
8	31	2013	7	15	286	32.80	9	872	128	158	44.76	55.24
8	4	2013	1	12	272	31.19	10	872	182	90	66.91	33.09
8	31	2013	7	14	270	30.96	11	872	117	153	43.33	56.67
8	18	2013	1	14	264	30.28	12	872	158	106	59.85	40.15

MO	DY	YR	DAY OF WK	HR	HR VOL	PERCENT OF AADT	HOUR NUMBER	AADT	NORTH VOLUME	SOUTH VOLUME	PERCENT NORTH IS OF TOTAL VOLUME	PERCENT SOUTH IS OF TOTAL VOLUME
8	18	2013	1	12	262	30.05	13	872	190	72	72.52	27.48
8	31	2013	7	12	262	30.05	14	872	107	155	40.84	59.16
8	4	2013	1	15	257	29.47	15	872	119	138	46.30	53.70
9	2	2013	2	13	257	29.47	16	872	179	78	69.65	30.35
8	4	2013	1	14	251	28.78	17	872	144	107	57.37	42.63
7	14	2013	1	13	246	28.21	18	872	137	109	55.69	44.31
8	11	2013	1	12	246	28.21	19	872	157	89	63.82	36.18
8	25	2013	1	13	246	28.21	20	872	156	90	63.41	36.59
8	31	2013	7	17	246	28.21	21	872	112	134	45.53	54.47
7	28	2013	1	13	245	28.10	22	872	144	101	58.78	41.22
7	28	2013	1	14	244	27.98	23	872	130	114	53.28	46.72
9	2	2013	2	14	244	27.98	24	872	168	76	68.85	31.15
9	2	2013	2	12	243	27.87	25	872	179	64	73.66	26.34
7	14	2013	1	15	236	27.06	26	872	124	112	52.54	47.46
9	2	2013	2	15	236	27.06	27	872	138	98	58.47	41.53
7	14	2013	1	14	229	26.26	28	872	104	125	45.41	54.59
7	20	2013	7	12	229	26.26	29	872	106	123	46.29	53.71
7	28	2013	1	12	229	26.26	30	872	162	67	70.74	29.26
8	25	2013	1	12	227	26.03	31	872	150	77	66.08	33.92
8	4	2013	1	16	226	25.92	32	872	103	123	45.58	54.42
7	27	2013	7	15	223	25.57	33	872	95	128	42.60	57.40
8	4	2013	1	13	223	25.57	34	872	129	94	57.85	42.15
9	1	2013	1	18	222	25.46	35	872	107	115	48.20	51.80
9	2	2013	2	11	221	25.34	36	872	165	56	74.66	25.34
9	2	2013	2	16	221	25.34	37	872	134	87	60.63	39.37
7	21	2013	1	13	219	25.11	38	872	132	87	60.27	39.73
7	21	2013	1	16	218	25.00	39	872	100	118	45.87	54.13
8	31	2013	7	11	216	24.77	40	872	89	127	41.20	58.80
8	4	2013	1	17	214	24.54	41	872	103	111	48.13	51.87
8	25	2013	1	14	214	24.54	42	872	131	83	61.21	38.79
7	7	2013	1	12	213	24.43	43	872	146	67	68.54	31.46
7	21	2013	1	15	213	24.43	44	872	116	97	54.46	45.54
7	28	2013	1	16	213	24.43	45	872	106	107	49.77	50.23
8	18	2013	1	13	212	24.31	46	872	133	79	62.74	37.26
8	25	2013	1	15	212	24.31	47	872	112	100	52.83	47.17
7	6	2013	7	13	211	24.20	48	872	140	71	66.35	33.65
8	11	2013	1	13	211	24.20	49	872	136	75	64.45	35.55
7	20	2013	7	15	210	24.08	50	872	79	131	37.62	62.38
8	11	2013	1	14	209	23.97	51	872	128	81	61.24	38.76
9	8	2013	1	16	209	23.97	52	872	122	87	58.37	41.63
8	18	2013	1	15	207	23.74	53	872	118	89	57.00	43.00

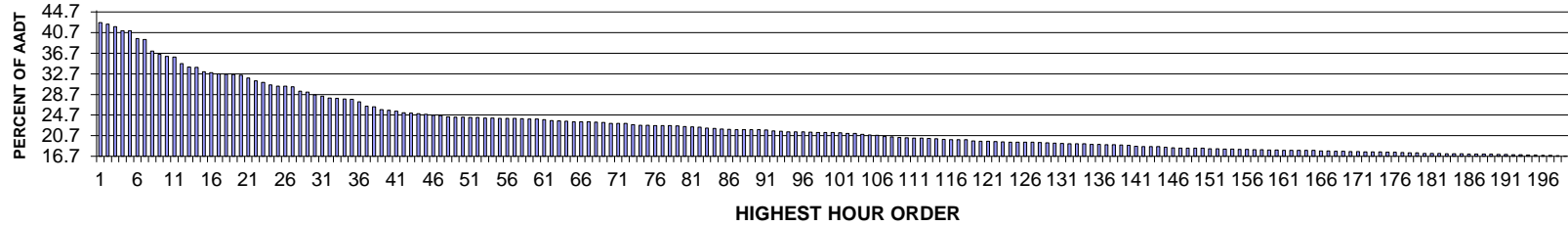
MO	DY	YR	DAY OF WK	HR	HR VOL	PERCENT OF AADT	HOUR NUMBER	AADT	NORTH VOLUME	SOUTH VOLUME	PERCENT NORTH IS OF TOTAL VOLUME	PERCENT SOUTH IS OF TOTAL VOLUME
7	27	2013	7	14	205	23.51	54	872	60	145	29.27	70.73
8	11	2013	1	15	204	23.39	55	872	109	95	53.43	46.57
8	18	2013	1	16	202	23.17	56	872	105	97	51.98	48.02
7	6	2013	7	16	201	23.05	57	872	77	124	38.31	61.69
7	7	2013	1	15	199	22.82	58	872	116	83	58.29	41.71
7	21	2013	1	14	199	22.82	59	872	126	73	63.32	36.68
7	14	2013	1	16	198	22.71	60	872	79	119	39.90	60.10
7	6	2013	7	12	197	22.59	61	872	125	72	63.45	36.55
8	10	2013	7	16	197	22.59	62	872	70	127	35.53	64.47
7	7	2013	1	13	195	22.36	63	872	123	72	63.08	36.92
7	27	2013	7	16	195	22.36	64	872	78	117	40.00	60.00
8	3	2013	7	12	195	22.36	65	872	111	84	56.92	43.08
8	25	2013	1	17	192	22.02	66	872	102	90	53.13	46.88
7	20	2013	7	14	191	21.90	67	872	85	106	44.50	55.50
8	10	2013	7	13	191	21.90	68	872	116	75	60.73	39.27
8	18	2013	1	18	191	21.90	69	872	88	103	46.07	53.93
7	28	2013	1	15	190	21.79	70	872	102	88	53.68	46.32
8	3	2013	7	14	189	21.67	71	872	86	103	45.50	54.50
7	6	2013	7	17	188	21.56	72	872	76	112	40.43	59.57
7	27	2013	7	12	188	21.56	73	872	102	86	54.26	45.74
7	14	2013	1	12	187	21.44	74	872	129	58	68.98	31.02
7	19	2013	6	14	187	21.44	75	872	92	95	49.20	50.80
7	28	2013	1	17	186	21.33	76	872	91	95	48.92	51.08
7	5	2013	6	13	185	21.22	77	872	108	77	58.38	41.62
7	20	2013	7	13	185	21.22	78	872	79	106	42.70	57.30
8	10	2013	7	14	185	21.22	79	872	78	107	42.16	57.84
8	24	2013	7	16	185	21.22	80	872	68	117	36.76	63.24
7	14	2013	1	17	184	21.10	81	872	108	76	58.70	41.30
7	27	2013	7	17	184	21.10	82	872	57	127	30.98	69.02
8	3	2013	7	17	184	21.10	83	872	66	118	35.87	64.13
8	10	2013	7	15	184	21.10	84	872	75	109	40.76	59.24
8	18	2013	1	11	184	21.10	85	872	132	52	71.74	28.26
8	31	2013	7	18	183	20.99	86	872	82	101	44.81	55.19
7	7	2013	1	16	182	20.87	87	872	85	97	46.70	53.30
7	20	2013	7	16	181	20.76	88	872	77	104	42.54	57.46
7	27	2013	7	13	181	20.76	89	872	74	107	40.88	59.12
7	5	2013	6	16	180	20.64	90	872	63	117	35.00	65.00
7	6	2013	7	15	180	20.64	91	872	83	97	46.11	53.89
7	21	2013	1	12	179	20.53	92	872	139	40	77.65	22.35
8	24	2013	7	11	178	20.41	93	872	126	52	70.79	29.21
7	19	2013	6	16	176	20.18	94	872	57	119	32.39	67.61

MO	DY	YR	DAY OF WK	HR	HR VOL	PERCENT OF AADT	HOUR NUMBER	AADT	NORTH VOLUME	SOUTH VOLUME	PERCENT NORTH IS OF TOTAL VOLUME	PERCENT SOUTH IS OF TOTAL VOLUME
8	17	2013	7	12	176	20.18	95	872	111	65	63.07	36.93
8	18	2013	1	17	176	20.18	96	872	81	95	46.02	53.98
7	19	2013	6	13	175	20.07	97	872	78	97	44.57	55.43
8	17	2013	7	16	175	20.07	98	872	57	118	32.57	67.43
8	4	2013	1	11	174	19.95	99	872	140	34	80.46	19.54
9	1	2013	1	11	174	19.95	100	872	110	64	63.22	36.78
7	19	2013	6	15	173	19.84	101	872	56	117	32.37	67.63
9	14	2013	7	14	173	19.84	102	872	73	100	42.20	57.80
7	21	2013	1	17	172	19.72	103	872	89	83	51.74	48.26
8	24	2013	7	17	171	19.61	104	872	51	120	29.82	70.18
7	13	2013	7	15	170	19.50	105	872	71	99	41.76	58.24
8	3	2013	7	13	170	19.50	106	872	77	93	45.29	54.71
7	5	2013	6	17	169	19.38	107	872	46	123	27.22	72.78
7	19	2013	6	12	169	19.38	108	872	93	76	55.03	44.97
8	10	2013	7	17	169	19.38	109	872	57	112	33.73	66.27
8	16	2013	6	15	169	19.38	110	872	61	108	36.09	63.91
7	13	2013	7	13	167	19.15	111	872	105	62	62.87	37.13
7	27	2013	7	18	167	19.15	112	872	72	95	43.11	56.89
8	5	2013	2	11	167	19.15	113	872	136	31	81.44	18.56
9	8	2013	1	17	167	19.15	114	872	94	73	56.29	43.71
8	3	2013	7	11	166	19.04	115	872	108	58	65.06	34.94
8	17	2013	7	14	166	19.04	116	872	82	84	49.40	50.60
8	25	2013	1	11	166	19.04	117	872	131	35	78.92	21.08
7	19	2013	6	17	165	18.92	118	872	43	122	26.06	73.94
7	6	2013	7	14	164	18.81	119	872	73	91	44.51	55.49
7	21	2013	1	11	164	18.81	120	872	125	39	76.22	23.78
8	17	2013	7	17	164	18.81	121	872	46	118	28.05	71.95
8	3	2013	7	16	163	18.69	122	872	52	111	31.90	68.10
7	7	2013	1	14	162	18.58	123	872	102	60	62.96	37.04
8	9	2013	6	16	162	18.58	124	872	49	113	30.25	69.75
7	13	2013	7	14	161	18.46	125	872	78	83	48.45	51.55
7	20	2013	7	11	161	18.46	126	872	98	63	60.87	39.13
8	16	2013	6	17	161	18.46	127	872	43	118	26.71	73.29
8	17	2013	7	11	161	18.46	128	872	107	54	66.46	33.54
9	15	2013	1	12	161	18.46	129	872	121	40	75.16	24.84
8	17	2013	7	15	160	18.35	130	872	55	105	34.38	65.63
8	11	2013	1	16	159	18.23	131	872	77	82	48.43	51.57
8	17	2013	7	13	159	18.23	132	872	90	69	56.60	43.40
8	10	2013	7	12	158	18.12	133	872	94	64	59.49	40.51
8	24	2013	7	15	158	18.12	134	872	67	91	42.41	57.59
8	30	2013	6	17	158	18.12	135	872	46	112	29.11	70.89

MO	DY	YR	DAY OF WK	HR	HR VOL	PERCENT OF AADT	HOUR NUMBER	AADT	NORTH VOLUME	SOUTH VOLUME	PERCENT NORTH IS OF TOTAL VOLUME	PERCENT SOUTH IS OF TOTAL VOLUME
9	1	2013	1	19	158	18.12	136	872	84	74	53.16	46.84
7	26	2013	6	16	156	17.89	137	872	60	96	38.46	61.54
8	24	2013	7	14	156	17.89	138	872	66	90	42.31	57.69
7	7	2013	1	11	154	17.66	139	872	125	29	81.17	18.83
7	14	2013	1	11	154	17.66	140	872	117	37	75.97	24.03
7	26	2013	6	17	154	17.66	141	872	56	98	36.36	63.64
8	16	2013	6	16	153	17.55	142	872	36	117	23.53	76.47
9	14	2013	7	16	153	17.55	143	872	72	81	47.06	52.94
9	14	2013	7	17	153	17.55	144	872	56	97	36.60	63.40
7	6	2013	7	11	151	17.32	145	872	103	48	68.21	31.79
7	14	2013	1	18	151	17.32	146	872	64	87	42.38	57.62
7	26	2013	6	15	151	17.32	147	872	63	88	41.72	58.28
8	24	2013	7	12	151	17.32	148	872	94	57	62.25	37.75
9	8	2013	1	14	151	17.32	149	872	89	62	58.94	41.06
7	13	2013	7	12	150	17.20	150	872	89	61	59.33	40.67
7	20	2013	7	17	150	17.20	151	872	42	108	28.00	72.00
7	20	2013	7	18	150	17.20	152	872	50	100	33.33	66.67
8	3	2013	7	18	150	17.20	153	872	49	101	32.67	67.33
9	14	2013	7	15	150	17.20	154	872	69	81	46.00	54.00
8	25	2013	1	16	149	17.09	155	872	76	73	51.01	48.99
8	9	2013	6	15	148	16.97	156	872	58	90	39.19	60.81
8	11	2013	1	17	148	16.97	157	872	61	87	41.22	58.78
7	13	2013	7	16	147	16.86	158	872	64	83	43.54	56.46
8	6	2013	3	11	147	16.86	159	872	126	21	85.71	14.29
8	9	2013	6	13	147	16.86	160	872	57	90	38.78	61.22
8	23	2013	6	16	147	16.86	161	872	48	99	32.65	67.35
9	8	2013	1	12	147	16.86	162	872	99	48	67.35	32.65
7	5	2013	6	15	146	16.74	163	872	62	84	42.47	57.53
8	5	2013	2	16	146	16.74	164	872	38	108	26.03	73.97
8	9	2013	6	12	146	16.74	165	872	80	66	54.79	45.21
8	18	2013	1	19	146	16.74	166	872	78	68	53.42	46.58
8	23	2013	6	17	146	16.74	167	872	36	110	24.66	75.34
7	26	2013	6	18	145	16.63	168	872	24	121	16.55	83.45
8	3	2013	7	15	145	16.63	169	872	59	86	40.69	59.31
7	4	2013	5	13	144	16.51	170	872	54	90	37.50	62.50
7	5	2013	6	14	144	16.51	171	872	65	79	45.14	54.86
7	5	2013	6	18	144	16.51	172	872	32	112	22.22	77.78
7	26	2013	6	12	144	16.51	173	872	82	62	56.94	43.06
7	26	2013	6	14	144	16.51	174	872	77	67	53.47	46.53
7	28	2013	1	18	143	16.40	175	872	65	78	45.45	54.55
8	17	2013	7	18	143	16.40	176	872	44	99	30.77	69.23

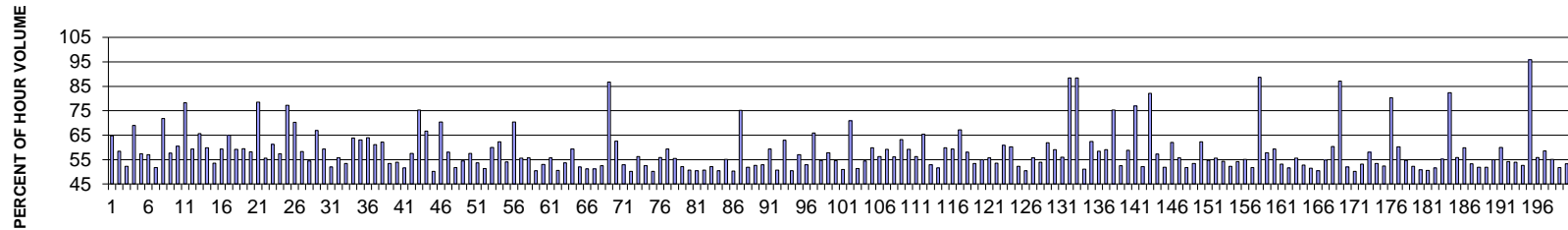
MO	DY	YR	DAY OF WK	HR	HR VOL	PERCENT OF AADT	HOUR NUMBER	AADT	NORTH VOLUME	SOUTH VOLUME	PERCENT NORTH IS OF TOTAL VOLUME	PERCENT SOUTH IS OF TOTAL VOLUME
9	2	2013	2	17	143	16.40	177	872	75	68	52.45	47.55
9	14	2013	7	12	143	16.40	178	872	82	61	57.34	42.66
7	4	2013	5	14	142	16.28	179	872	65	77	45.77	54.23
7	13	2013	7	17	142	16.28	180	872	55	87	38.73	61.27
8	31	2013	7	10	142	16.28	181	872	55	87	38.73	61.27
8	31	2013	7	19	142	16.28	182	872	67	75	47.18	52.82
8	3	2013	7	19	141	16.17	183	872	52	89	36.88	63.12
7	28	2013	1	11	140	16.06	184	872	103	37	73.57	26.43
8	16	2013	6	18	140	16.06	185	872	38	102	27.14	72.86
8	22	2013	5	16	140	16.06	186	872	50	90	35.71	64.29
9	8	2013	1	15	140	16.06	187	872	84	56	60.00	40.00
8	9	2013	6	17	139	15.94	188	872	37	102	26.62	73.38
7	7	2013	1	17	138	15.83	189	872	74	64	53.62	46.38
7	22	2013	2	17	138	15.83	190	872	26	112	18.84	81.16
8	11	2013	1	11	138	15.83	191	872	96	42	69.57	30.43
8	24	2013	7	13	138	15.83	192	872	93	45	67.39	32.61
7	4	2013	5	17	137	15.71	193	872	37	100	27.01	72.99
8	4	2013	1	18	137	15.71	194	872	49	88	35.77	64.23
8	10	2013	7	18	137	15.71	195	872	37	100	27.01	72.99
8	12	2013	2	16	137	15.71	196	872	49	88	35.77	64.23
7	12	2013	6	14	136	15.60	197	872	69	67	50.74	49.26
7	13	2013	7	18	136	15.60	198	872	35	101	25.74	74.26
8	10	2013	7	11	136	15.60	199	872	99	37	72.79	27.21
9	15	2013	1	14	136	15.60	200	872	97	39	71.32	28.68

**SR 012 MP 135.10 PACKWOOD ADC SITE R040W
K FOR PEAK 200 HOURS OF 2013
Recreational Site**



AADT= 1710 K 30 FACTOR= 29.18 K 100 FACTOR= 21.35 K 200 FACTOR= 16.78 D 100 FACTOR= 54.52

**SR 012 MP 135.10 PACKWOOD ADC SITE R040W
D % IN THE PEAK 200 HOURS OF 2013**



MO	DY	YR	DAY OF WK	HR	HR VOL	PERCENT OF AADT	HOUR NUMBER	AADT	EAST VOLUME	WEST VOLUME	PERCENT EAST IS OF TOTAL VOLUME	PERCENT WEST IS OF TOTAL VOLUME
8	31	2013	7	16	737	43.10	1	1710	477	260	64.72	35.28
8	31	2013	7	15	729	42.63	2	1710	426	303	58.44	41.56
8	31	2013	7	14	724	42.34	3	1710	378	346	52.21	47.79
8	31	2013	7	13	716	41.87	4	1710	222	494	31.01	68.99
9	1	2013	1	13	702	41.05	5	1710	299	403	42.59	57.41
9	1	2013	1	15	702	41.05	6	1710	400	302	56.98	43.02
9	1	2013	1	14	676	39.53	7	1710	326	350	48.22	51.78
8	31	2013	7	12	673	39.36	8	1710	190	483	28.23	71.77
9	2	2013	2	14	635	37.13	9	1710	366	269	57.64	42.36
9	1	2013	1	16	624	36.49	10	1710	377	247	60.42	39.58
8	31	2013	7	11	617	36.08	11	1710	134	483	21.72	78.28
9	1	2013	1	17	615	35.96	12	1710	365	250	59.35	40.65

MO	DY	YR	DAY OF WK	HR	HR VOL	PERCENT OF AADT	HOUR NUMBER	AADT	EAST VOLUME	WEST VOLUME	PERCENT EAST IS OF TOTAL VOLUME	PERCENT WEST IS OF TOTAL VOLUME
9	1	2013	1	12	593	34.68	13	1710	204	389	34.40	65.60
9	2	2013	2	13	582	34.04	14	1710	348	234	59.79	40.21
7	28	2013	1	16	581	33.98	15	1710	270	311	46.47	53.53
7	28	2013	1	13	566	33.10	16	1710	230	336	40.64	59.36
8	31	2013	7	17	563	32.92	17	1710	366	197	65.01	34.99
9	2	2013	2	15	559	32.69	18	1710	331	228	59.21	40.79
9	2	2013	2	12	558	32.63	19	1710	332	226	59.50	40.50
7	28	2013	1	14	557	32.57	20	1710	233	324	41.83	58.17
5	25	2013	7	11	555	32.46	21	1710	119	436	21.44	78.56
7	28	2013	1	15	545	31.87	22	1710	242	303	44.40	55.60
5	27	2013	2	13	536	31.35	23	1710	328	208	61.19	38.81
7	28	2013	1	17	531	31.05	24	1710	226	305	42.56	57.44
5	25	2013	7	12	523	30.58	25	1710	119	404	22.75	77.25
5	25	2013	7	16	518	30.29	26	1710	364	154	70.27	29.73
9	1	2013	1	18	518	30.29	27	1710	302	216	58.30	41.70
9	2	2013	2	16	516	30.18	28	1710	281	235	54.46	45.54
5	25	2013	7	13	502	29.36	29	1710	166	336	33.07	66.93
5	25	2013	7	15	499	29.18	30	1710	296	203	59.32	40.68
5	25	2013	7	14	489	28.60	31	1710	235	254	48.06	51.94
8	4	2013	1	15	485	28.36	32	1710	270	215	55.67	44.33
5	27	2013	2	14	479	28.01	33	1710	256	223	53.44	46.56
8	31	2013	7	18	478	27.95	34	1710	305	173	63.81	36.19
7	28	2013	1	12	476	27.84	35	1710	176	300	36.97	63.03
9	1	2013	1	11	475	27.78	36	1710	171	304	36.00	64.00
5	27	2013	2	12	466	27.25	37	1710	285	181	61.16	38.84
5	26	2013	1	13	452	26.43	38	1710	171	281	37.83	62.17
5	26	2013	1	16	450	26.32	39	1710	240	210	53.33	46.67
5	26	2013	1	15	441	25.79	40	1710	238	203	53.97	46.03
8	4	2013	1	12	438	25.61	41	1710	212	226	48.40	51.60
8	4	2013	1	14	435	25.44	42	1710	250	185	57.47	42.53
8	31	2013	7	10	430	25.15	43	1710	106	324	24.65	75.35
5	26	2013	1	12	429	25.09	44	1710	143	286	33.33	66.67
8	18	2013	1	14	427	24.97	45	1710	214	213	50.12	49.88
5	25	2013	7	17	425	24.85	46	1710	299	126	70.35	29.65
7	26	2013	6	16	422	24.68	47	1710	177	245	41.94	58.06
8	18	2013	1	15	421	24.62	48	1710	218	203	51.78	48.22
9	2	2013	2	17	417	24.39	49	1710	227	190	54.44	45.56
5	26	2013	1	18	416	24.33	50	1710	239	177	57.45	42.55
8	18	2013	1	16	416	24.33	51	1710	223	193	53.61	46.39
5	26	2013	1	14	415	24.27	52	1710	202	213	48.67	51.33
7	26	2013	6	15	415	24.27	53	1710	166	249	40.00	60.00

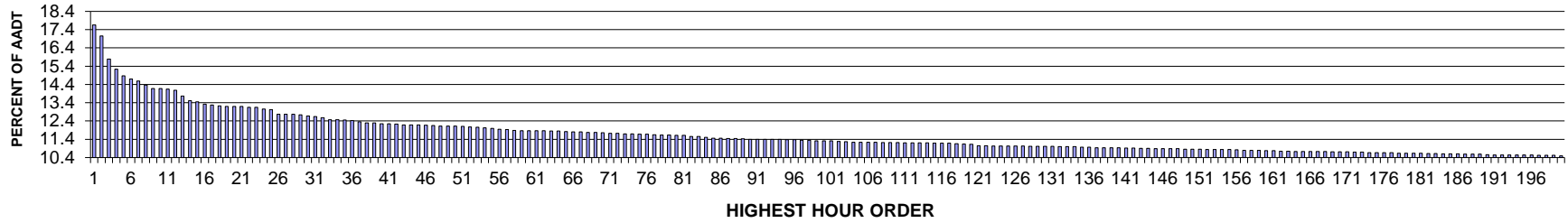
MO	DY	YR	DAY OF WK	HR	HR VOL	PERCENT OF AADT	HOUR NUMBER	AADT	EAST VOLUME	WEST VOLUME	PERCENT EAST IS OF TOTAL VOLUME	PERCENT WEST IS OF TOTAL VOLUME
5	26	2013	1	17	413	24.15	54	1710	257	156	62.23	37.77
8	30	2013	6	16	413	24.15	55	1710	190	223	46.00	54.00
5	25	2013	7	18	412	24.09	56	1710	290	122	70.39	29.61
7	26	2013	6	12	412	24.09	57	1710	229	183	55.58	44.42
8	18	2013	1	13	411	24.04	58	1710	229	182	55.72	44.28
7	21	2013	1	14	410	23.98	59	1710	203	207	49.51	50.49
7	21	2013	1	15	409	23.92	60	1710	217	192	53.06	46.94
8	30	2013	6	19	409	23.92	61	1710	181	228	44.25	55.75
7	7	2013	1	15	407	23.80	62	1710	206	201	50.61	49.39
7	26	2013	6	14	404	23.63	63	1710	217	187	53.71	46.29
8	30	2013	6	18	403	23.57	64	1710	164	239	40.69	59.31
7	21	2013	1	16	402	23.51	65	1710	193	209	48.01	51.99
7	26	2013	6	17	400	23.39	66	1710	195	205	48.75	51.25
8	18	2013	1	17	400	23.39	67	1710	195	205	48.75	51.25
8	25	2013	1	14	400	23.39	68	1710	210	190	52.50	47.50
2	17	2013	1	17	399	23.33	69	1710	53	346	13.28	86.72
9	2	2013	2	11	398	23.27	70	1710	249	149	62.56	37.44
7	14	2013	1	15	395	23.10	71	1710	186	209	47.09	52.91
8	4	2013	1	16	395	23.10	72	1710	197	198	49.87	50.13
8	30	2013	6	15	395	23.10	73	1710	173	222	43.80	56.20
8	30	2013	6	17	391	22.87	74	1710	186	205	47.57	52.43
7	7	2013	1	17	389	22.75	75	1710	195	194	50.13	49.87
7	28	2013	1	18	389	22.75	76	1710	172	217	44.22	55.78
7	14	2013	1	14	388	22.69	77	1710	158	230	40.72	59.28
7	28	2013	1	11	388	22.69	78	1710	173	215	44.59	55.41
8	4	2013	1	13	388	22.69	79	1710	202	186	52.06	47.94
8	4	2013	1	17	387	22.63	80	1710	191	196	49.35	50.65
7	27	2013	7	13	385	22.51	81	1710	191	194	49.61	50.39
8	25	2013	1	15	383	22.40	82	1710	189	194	49.35	50.65
7	21	2013	1	13	382	22.34	83	1710	183	199	47.91	52.09
7	14	2013	1	16	379	22.16	84	1710	188	191	49.60	50.40
7	7	2013	1	14	378	22.11	85	1710	208	170	55.03	44.97
7	26	2013	6	13	376	21.99	86	1710	189	187	50.27	49.73
5	25	2013	7	10	375	21.93	87	1710	93	282	24.80	75.20
7	7	2013	1	16	374	21.87	88	1710	194	180	51.87	48.13
8	18	2013	1	18	374	21.87	89	1710	197	177	52.67	47.33
8	25	2013	1	13	374	21.87	90	1710	176	198	47.06	52.94
8	30	2013	6	13	374	21.87	91	1710	152	222	40.64	59.36
8	18	2013	1	12	373	21.81	92	1710	184	189	49.33	50.67
8	31	2013	7	19	370	21.64	93	1710	233	137	62.97	37.03
7	14	2013	1	17	369	21.58	94	1710	183	186	49.59	50.41

MO	DY	YR	DAY OF WK	HR	HR VOL	PERCENT OF AADT	HOUR NUMBER	AADT	EAST VOLUME	WEST VOLUME	PERCENT EAST IS OF TOTAL VOLUME	PERCENT WEST IS OF TOTAL VOLUME
7	27	2013	7	14	367	21.46	95	1710	158	209	43.05	56.95
8	25	2013	1	16	367	21.46	96	1710	173	194	47.14	52.86
9	1	2013	1	19	367	21.46	97	1710	242	125	65.94	34.06
6	30	2013	1	15	366	21.40	98	1710	166	200	45.36	54.64
7	20	2013	7	12	365	21.35	99	1710	154	211	42.19	57.81
7	21	2013	1	17	365	21.35	100	1710	199	166	54.52	45.48
8	25	2013	1	17	365	21.35	101	1710	179	186	49.04	50.96
5	26	2013	1	11	364	21.29	102	1710	106	258	29.12	70.88
5	27	2013	2	15	362	21.17	103	1710	186	176	51.38	48.62
7	7	2013	1	13	362	21.17	104	1710	197	165	54.42	45.58
8	30	2013	6	20	358	20.94	105	1710	144	214	40.22	59.78
7	27	2013	7	12	356	20.82	106	1710	156	200	43.82	56.18
7	19	2013	6	14	355	20.76	107	1710	145	210	40.85	59.15
9	8	2013	1	16	351	20.53	108	1710	197	154	56.13	43.87
8	30	2013	6	12	350	20.47	109	1710	129	221	36.86	63.14
5	26	2013	1	19	348	20.35	110	1710	206	142	59.20	40.80
7	7	2013	1	12	347	20.29	111	1710	195	152	56.20	43.80
5	25	2013	7	19	346	20.23	112	1710	226	120	65.32	34.68
7	27	2013	7	16	346	20.23	113	1710	163	183	47.11	52.89
7	21	2013	1	12	345	20.18	114	1710	178	167	51.59	48.41
7	19	2013	6	15	344	20.12	115	1710	138	206	40.12	59.88
6	30	2013	1	17	342	20.00	116	1710	139	203	40.64	59.36
5	27	2013	2	11	341	19.94	117	1710	229	112	67.16	32.84
7	26	2013	6	18	341	19.94	118	1710	143	198	41.94	58.06
8	30	2013	6	14	341	19.94	119	1710	159	182	46.63	53.37
7	27	2013	7	15	337	19.71	120	1710	152	185	45.10	54.90
5	24	2013	6	18	336	19.65	121	1710	149	187	44.35	55.65
7	14	2013	1	13	336	19.65	122	1710	180	156	53.57	46.43
6	30	2013	1	14	335	19.59	123	1710	131	204	39.10	60.90
6	30	2013	1	16	334	19.53	124	1710	133	201	39.82	60.18
7	27	2013	7	11	333	19.47	125	1710	159	174	47.75	52.25
9	2	2013	2	18	333	19.47	126	1710	168	165	50.45	49.55
8	2	2013	6	14	332	19.42	127	1710	147	185	44.28	55.72
8	2	2013	6	16	332	19.42	128	1710	153	179	46.08	53.92
7	19	2013	6	16	331	19.36	129	1710	126	205	38.07	61.93
8	16	2013	6	17	330	19.30	130	1710	135	195	40.91	59.09
7	27	2013	7	17	329	19.24	131	1710	145	184	44.07	55.93
3	9	2013	7	17	328	19.18	132	1710	38	290	11.59	88.41
1	20	2013	1	17	327	19.12	133	1710	38	289	11.62	88.38
7	14	2013	1	12	327	19.12	134	1710	160	167	48.93	51.07
8	16	2013	6	18	327	19.12	135	1710	123	204	37.61	62.39

MO	DY	YR	DAY OF WK	HR	HR VOL	PERCENT OF AADT	HOUR NUMBER	AADT	EAST VOLUME	WEST VOLUME	PERCENT EAST IS OF TOTAL VOLUME	PERCENT WEST IS OF TOTAL VOLUME
8	2	2013	6	15	325	19.01	136	1710	135	190	41.54	58.46
8	23	2013	6	16	325	19.01	137	1710	133	192	40.92	59.08
3	2	2013	7	17	324	18.95	138	1710	80	244	24.69	75.31
5	24	2013	6	19	324	18.95	139	1710	154	170	47.53	52.47
8	16	2013	6	16	323	18.89	140	1710	133	190	41.18	58.82
3	3	2013	1	16	322	18.83	141	1710	74	248	22.98	77.02
5	24	2013	6	15	319	18.65	142	1710	153	166	47.96	52.04
3	3	2013	1	17	318	18.60	143	1710	57	261	17.92	82.08
7	19	2013	6	17	318	18.60	144	1710	136	182	42.77	57.23
8	17	2013	7	13	318	18.60	145	1710	165	153	51.89	48.11
9	1	2013	1	10	316	18.48	146	1710	120	196	37.97	62.03
7	12	2013	6	14	314	18.36	147	1710	139	175	44.27	55.73
7	28	2013	1	19	313	18.30	148	1710	162	151	51.76	48.24
8	16	2013	6	15	313	18.30	149	1710	146	167	46.65	53.35
9	1	2013	1	20	313	18.30	150	1710	195	118	62.30	37.70
9	15	2013	1	15	313	18.30	151	1710	142	171	45.37	54.63
5	24	2013	6	17	311	18.19	152	1710	138	173	44.37	55.63
5	27	2013	2	16	311	18.19	153	1710	142	169	45.66	54.34
7	19	2013	6	13	310	18.13	154	1710	148	162	47.74	52.26
7	27	2013	7	18	310	18.13	155	1710	168	142	54.19	45.81
8	2	2013	6	17	309	18.07	156	1710	139	170	44.98	55.02
8	3	2013	7	11	309	18.07	157	1710	160	149	51.78	48.22
1	19	2013	7	17	308	18.01	158	1710	35	273	11.36	88.64
8	2	2013	6	13	308	18.01	159	1710	130	178	42.21	57.79
7	6	2013	7	13	307	17.95	160	1710	182	125	59.28	40.72
8	24	2013	7	12	307	17.95	161	1710	163	144	53.09	46.91
7	6	2013	7	15	306	17.89	162	1710	158	148	51.63	48.37
7	6	2013	7	17	306	17.89	163	1710	136	170	44.44	55.56
7	6	2013	7	12	305	17.84	164	1710	144	161	47.21	52.79
7	6	2013	7	14	305	17.84	165	1710	157	148	51.48	48.52
9	8	2013	1	17	305	17.84	166	1710	154	151	50.49	49.51
8	4	2013	1	18	303	17.72	167	1710	137	166	45.21	54.79
8	30	2013	6	11	303	17.72	168	1710	120	183	39.60	60.40
1	1	2013	3	17	302	17.66	169	1710	39	263	12.91	87.09
9	15	2013	1	14	302	17.66	170	1710	145	157	48.01	51.99
6	30	2013	1	13	301	17.60	171	1710	150	151	49.83	50.17
8	3	2013	7	13	301	17.60	172	1710	141	160	46.84	53.16
7	29	2013	2	16	300	17.54	173	1710	126	174	42.00	58.00
8	23	2013	6	14	300	17.54	174	1710	140	160	46.67	53.33
8	25	2013	1	12	300	17.54	175	1710	157	143	52.33	47.67
2	18	2013	2	17	299	17.49	176	1710	59	240	19.73	80.27

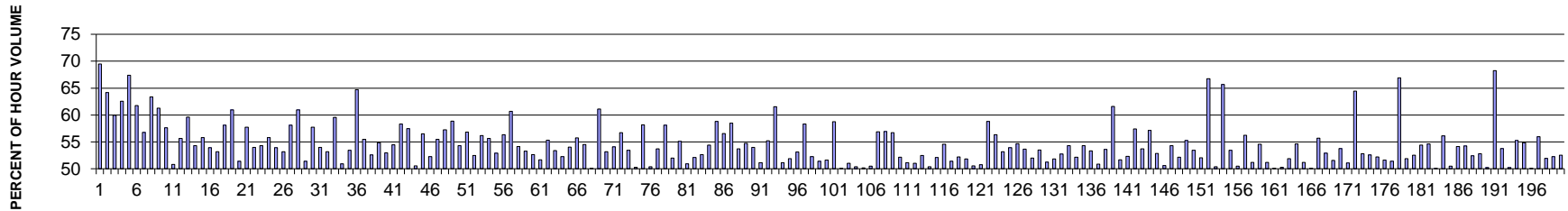
MO	DY	YR	DAY OF WK	HR	HR VOL	PERCENT OF AADT	HOUR NUMBER	AADT	EAST VOLUME	WEST VOLUME	PERCENT EAST IS OF TOTAL VOLUME	PERCENT WEST IS OF TOTAL VOLUME
8	31	2013	7	20	299	17.49	177	1710	180	119	60.20	39.80
6	28	2013	6	17	298	17.43	178	1710	135	163	45.30	54.70
7	20	2013	7	15	297	17.37	179	1710	155	142	52.19	47.81
7	26	2013	6	11	297	17.37	180	1710	151	146	50.84	49.16
7	29	2013	2	14	295	17.25	181	1710	149	146	50.51	49.49
8	2	2013	6	11	295	17.25	182	1710	143	152	48.47	51.53
8	3	2013	7	12	295	17.25	183	1710	132	163	44.75	55.25
2	17	2013	1	16	294	17.19	184	1710	52	242	17.69	82.31
8	16	2013	6	14	294	17.19	185	1710	130	164	44.22	55.78
8	23	2013	6	18	294	17.19	186	1710	118	176	40.14	59.86
7	14	2013	1	18	293	17.13	187	1710	156	137	53.24	46.76
7	20	2013	7	14	293	17.13	188	1710	141	152	48.12	51.88
7	25	2013	5	17	293	17.13	189	1710	141	152	48.12	51.88
8	16	2013	6	13	293	17.13	190	1710	132	161	45.05	54.95
8	3	2013	7	17	292	17.08	191	1710	117	175	40.07	59.93
8	24	2013	7	16	292	17.08	192	1710	134	158	45.89	54.11
6	16	2013	1	16	291	17.02	193	1710	134	157	46.05	53.95
9	8	2013	1	15	291	17.02	194	1710	138	153	47.42	52.58
2	17	2013	1	9	290	16.96	195	1710	278	12	95.86	4.14
5	24	2013	6	16	290	16.96	196	1710	128	162	44.14	55.86
7	19	2013	6	18	289	16.90	197	1710	120	169	41.52	58.48
9	15	2013	1	13	289	16.90	198	1710	130	159	44.98	55.02
7	19	2013	6	12	288	16.84	199	1710	139	149	48.26	51.74
7	6	2013	7	18	287	16.78	200	1710	134	153	46.69	53.31

**SR 097 MP 13.41 GOLDENDALE ADC SITE R041
K FOR PEAK 200 HOURS OF 2013**



AADT= 4660 K 30 FACTOR= 12.68 K 100 FACTOR= 11.31 K 200 FACTOR= 10.49 D 30 FACTOR= 57.72

**SR 097 MP 13.41 GOLDENDALE ADC SITE R041
D % IN THE PEAK 200 HOURS OF 2013**



MO	DY	YR	DAY OF WK	HR	HR VOL	PERCENT OF AADT	HOUR NUMBER	AADT	NORTH VOLUME	SOUTH VOLUME	PERCENT NORTH IS OF TOTAL VOLUME	PERCENT SOUTH IS OF TOTAL VOLUME
9	2	2013	2	13	823	17.66	1	4660	251	572	30.50	69.50
9	2	2013	2	14	795	17.06	2	4660	285	510	35.85	64.15
6	30	2013	1	14	736	15.79	3	4660	295	441	40.08	59.92
9	2	2013	2	15	710	15.24	4	4660	266	444	37.46	62.54
9	2	2013	2	12	693	14.87	5	4660	226	467	32.61	67.39
8	25	2013	1	13	685	14.70	6	4660	262	423	38.25	61.75
12	1	2013	1	15	680	14.59	7	4660	386	294	56.76	43.24
6	30	2013	1	13	669	14.36	8	4660	245	424	36.62	63.38
6	30	2013	1	15	661	14.18	9	4660	256	405	38.73	61.27
12	1	2013	1	14	661	14.18	10	4660	381	280	57.64	42.36
8	25	2013	1	15	659	14.14	11	4660	324	335	49.17	50.83
8	25	2013	1	16	656	14.08	12	4660	365	291	55.64	44.36

MO	DY	YR	DAY OF WK	HR	HR VOL	PERCENT OF AADT	HOUR NUMBER	AADT	NORTH VOLUME	SOUTH VOLUME	PERCENT NORTH IS OF TOTAL VOLUME	PERCENT SOUTH IS OF TOTAL VOLUME
8	30	2013	6	14	641	13.76	13	4660	382	259	59.59	40.41
5	24	2013	6	17	630	13.52	14	4660	288	342	45.71	54.29
6	30	2013	1	16	627	13.45	15	4660	277	350	44.18	55.82
9	2	2013	2	16	621	13.33	16	4660	286	335	46.05	53.95
5	27	2013	2	16	619	13.28	17	4660	290	329	46.85	53.15
8	30	2013	6	15	616	13.22	18	4660	358	258	58.12	41.88
8	25	2013	1	12	615	13.20	19	4660	240	375	39.02	60.98
8	25	2013	1	14	615	13.20	20	4660	299	316	48.62	51.38
9	2	2013	2	17	615	13.20	21	4660	355	260	57.72	42.28
8	30	2013	6	12	613	13.15	22	4660	331	282	54.00	46.00
11	27	2013	4	17	613	13.15	23	4660	287	326	46.82	53.18
8	30	2013	6	16	608	13.05	24	4660	362	246	59.54	40.46
5	24	2013	6	14	607	13.03	25	4660	309	298	50.91	49.09
5	27	2013	2	14	595	12.77	26	4660	277	318	46.55	53.45
6	30	2013	1	12	595	12.77	27	4660	210	385	35.29	64.71
8	30	2013	6	18	595	12.77	28	4660	330	265	55.46	44.54
11	27	2013	4	16	593	12.73	29	4660	281	312	47.39	52.61
12	1	2013	1	13	591	12.68	30	4660	324	267	54.82	45.18
8	31	2013	7	12	589	12.64	31	4660	277	312	47.03	52.97
11	27	2013	4	15	586	12.58	32	4660	267	319	45.56	54.44
6	27	2013	5	14	581	12.47	33	4660	339	242	58.35	41.65
8	11	2013	1	15	581	12.47	34	4660	334	247	57.49	42.51
9	15	2013	1	15	580	12.45	35	4660	287	293	49.48	50.52
5	24	2013	6	12	579	12.42	36	4660	327	252	56.48	43.52
7	7	2013	1	16	576	12.36	37	4660	301	275	52.26	47.74
7	7	2013	1	15	573	12.30	38	4660	318	255	55.50	44.50
8	30	2013	6	13	573	12.30	39	4660	328	245	57.24	42.76
8	24	2013	7	15	571	12.25	40	4660	336	235	58.84	41.16
12	1	2013	1	16	571	12.25	41	4660	310	261	54.29	45.71
9	15	2013	1	14	570	12.23	42	4660	246	324	43.16	56.84
7	21	2013	1	16	568	12.19	43	4660	298	270	52.46	47.54
8	18	2013	1	14	568	12.19	44	4660	319	249	56.16	43.84
8	31	2013	7	14	568	12.19	45	4660	316	252	55.63	44.37
8	25	2013	1	17	567	12.17	46	4660	300	267	52.91	47.09
8	18	2013	1	16	566	12.15	47	4660	319	247	56.36	43.64
5	24	2013	6	13	565	12.12	48	4660	343	222	60.71	39.29
9	1	2013	1	13	565	12.12	49	4660	259	306	45.84	54.16
11	27	2013	4	14	565	12.12	50	4660	264	301	46.73	53.27
7	21	2013	1	14	564	12.10	51	4660	267	297	47.34	52.66
10	11	2013	6	16	563	12.08	52	4660	291	272	51.69	48.31
8	18	2013	1	15	562	12.06	53	4660	311	251	55.34	44.66

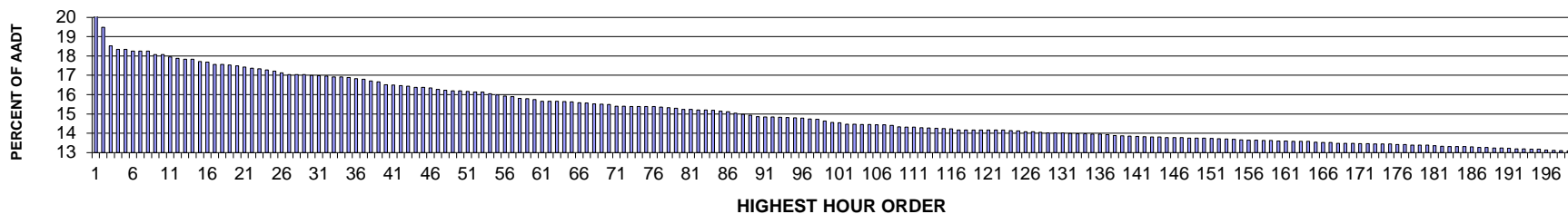
MO	DY	YR	DAY OF WK	HR	HR VOL	PERCENT OF AADT	HOUR NUMBER	AADT	NORTH VOLUME	SOUTH VOLUME	PERCENT NORTH IS OF TOTAL VOLUME	PERCENT SOUTH IS OF TOTAL VOLUME
6	21	2013	6	15	560	12.02	54	4660	261	299	46.61	53.39
5	24	2013	6	18	559	12.00	55	4660	292	267	52.24	47.76
8	18	2013	1	17	557	11.95	56	4660	301	256	54.04	45.96
8	24	2013	7	16	556	11.93	57	4660	310	246	55.76	44.24
5	24	2013	6	15	554	11.89	58	4660	302	252	54.51	45.49
5	27	2013	2	17	553	11.87	59	4660	277	276	50.09	49.91
6	27	2013	5	16	553	11.87	60	4660	338	215	61.12	38.88
7	7	2013	1	14	553	11.87	61	4660	294	259	53.16	46.84
8	11	2013	1	14	553	11.87	62	4660	299	254	54.07	45.93
6	28	2013	6	15	552	11.85	63	4660	313	239	56.70	43.30
9	20	2013	6	17	552	11.85	64	4660	295	257	53.44	46.56
8	23	2013	6	14	551	11.82	65	4660	274	277	49.73	50.27
8	12	2013	2	15	550	11.80	66	4660	230	320	41.82	58.18
11	27	2013	4	13	550	11.80	67	4660	277	273	50.36	49.64
5	27	2013	2	13	549	11.78	68	4660	254	295	46.27	53.73
8	31	2013	7	13	549	11.78	69	4660	319	230	58.11	41.89
7	19	2013	6	18	548	11.76	70	4660	285	263	52.01	47.99
5	24	2013	6	16	546	11.72	71	4660	301	245	55.13	44.87
7	14	2013	1	15	546	11.72	72	4660	268	278	49.08	50.92
6	28	2013	6	16	545	11.70	73	4660	284	261	52.11	47.89
6	30	2013	1	17	545	11.70	74	4660	258	287	47.34	52.66
7	21	2013	1	13	544	11.67	75	4660	296	248	54.41	45.59
9	20	2013	6	16	544	11.67	76	4660	320	224	58.82	41.18
8	30	2013	6	17	543	11.65	77	4660	307	236	56.54	43.46
6	23	2013	1	17	542	11.63	78	4660	317	225	58.49	41.51
7	21	2013	1	12	542	11.63	79	4660	251	291	46.31	53.69
6	23	2013	1	15	541	11.61	80	4660	296	245	54.71	45.29
8	16	2013	6	14	541	11.61	81	4660	249	292	46.03	53.97
7	21	2013	1	15	538	11.55	82	4660	263	275	48.88	51.12
9	6	2013	6	14	538	11.55	83	4660	297	241	55.20	44.80
6	27	2013	5	17	536	11.50	84	4660	330	206	61.57	38.43
8	18	2013	1	13	534	11.46	85	4660	273	261	51.12	48.88
9	1	2013	1	14	534	11.46	86	4660	257	277	48.13	51.87
8	9	2013	6	15	533	11.44	87	4660	250	283	46.90	53.10
8	11	2013	1	16	533	11.44	88	4660	311	222	58.35	41.65
10	11	2013	6	17	532	11.42	89	4660	278	254	52.26	47.74
5	27	2013	2	15	531	11.39	90	4660	258	273	48.59	51.41
6	23	2013	1	14	531	11.39	91	4660	274	257	51.60	48.40
8	24	2013	7	14	531	11.39	92	4660	312	219	58.76	41.24
9	6	2013	6	16	531	11.39	93	4660	265	266	49.91	50.09
9	15	2013	1	16	531	11.39	94	4660	271	260	51.04	48.96

MO	DY	YR	DAY OF WK	HR	HR VOL	PERCENT OF AADT	HOUR NUMBER	AADT	NORTH VOLUME	SOUTH VOLUME	PERCENT NORTH IS OF TOTAL VOLUME	PERCENT SOUTH IS OF TOTAL VOLUME
7	7	2013	1	13	530	11.37	95	4660	267	263	50.38	49.62
7	19	2013	6	15	530	11.37	96	4660	266	264	50.19	49.81
8	16	2013	6	16	529	11.35	97	4660	267	262	50.47	49.53
12	1	2013	1	17	529	11.35	98	4660	301	228	56.90	43.10
6	27	2013	5	15	527	11.31	99	4660	300	227	56.93	43.07
9	13	2013	6	16	527	11.31	100	4660	299	228	56.74	43.26
10	18	2013	6	16	527	11.31	101	4660	275	252	52.18	47.82
7	12	2013	6	13	526	11.29	102	4660	257	269	48.86	51.14
8	16	2013	6	13	525	11.27	103	4660	268	257	51.05	48.95
7	12	2013	6	16	524	11.24	104	4660	249	275	47.52	52.48
7	19	2013	6	16	524	11.24	105	4660	264	260	50.38	49.62
8	23	2013	6	13	524	11.24	106	4660	251	273	47.90	52.10
8	24	2013	7	13	524	11.24	107	4660	286	238	54.58	45.42
8	30	2013	6	19	523	11.22	108	4660	269	254	51.43	48.57
9	22	2013	1	14	523	11.22	109	4660	273	250	52.20	47.80
10	20	2013	1	15	523	11.22	110	4660	271	252	51.82	48.18
6	28	2013	6	14	522	11.20	111	4660	264	258	50.57	49.43
7	21	2013	1	17	522	11.20	112	4660	265	257	50.77	49.23
8	11	2013	1	17	522	11.20	113	4660	307	215	58.81	41.19
9	15	2013	1	13	522	11.20	114	4660	228	294	43.68	56.32
6	7	2013	6	17	521	11.18	115	4660	277	244	53.17	46.83
8	16	2013	6	17	521	11.18	116	4660	240	281	46.07	53.93
9	2	2013	2	18	521	11.18	117	4660	285	236	54.70	45.30
8	4	2013	1	16	520	11.16	118	4660	279	241	53.65	46.35
6	21	2013	6	17	519	11.14	119	4660	249	270	47.98	52.02
10	4	2013	6	16	518	11.12	120	4660	241	277	46.53	53.47
6	28	2013	6	13	515	11.05	121	4660	251	264	48.74	51.26
10	18	2013	6	15	515	11.05	122	4660	248	267	48.16	51.84
6	7	2013	6	16	514	11.03	123	4660	271	243	52.72	47.28
8	2	2013	6	14	514	11.03	124	4660	235	279	45.72	54.28
8	23	2013	6	16	514	11.03	125	4660	268	246	52.14	47.86
8	24	2013	7	17	514	11.03	126	4660	279	235	54.28	45.72
11	30	2013	7	15	514	11.03	127	4660	240	274	46.69	53.31
7	3	2013	4	17	513	11.01	128	4660	252	261	49.12	50.88
7	14	2013	1	17	513	11.01	129	4660	238	275	46.39	53.61
8	25	2013	1	11	513	11.01	130	4660	197	316	38.40	61.60
10	11	2013	6	15	513	11.01	131	4660	265	248	51.66	48.34
9	6	2013	6	15	512	10.99	132	4660	268	244	52.34	47.66
9	27	2013	6	16	512	10.99	133	4660	294	218	57.42	42.58
11	30	2013	7	13	512	10.99	134	4660	237	275	46.29	53.71
7	20	2013	7	14	511	10.97	135	4660	292	219	57.14	42.86

MO	DY	YR	DAY OF WK	HR	HR VOL	PERCENT OF AADT	HOUR NUMBER	AADT	NORTH VOLUME	SOUTH VOLUME	PERCENT NORTH IS OF TOTAL VOLUME	PERCENT SOUTH IS OF TOTAL VOLUME
11	27	2013	4	12	511	10.97	136	4660	241	270	47.16	52.84
5	10	2013	6	16	510	10.94	137	4660	258	252	50.59	49.41
6	16	2013	1	17	510	10.94	138	4660	277	233	54.31	45.69
7	19	2013	6	17	510	10.94	139	4660	244	266	47.84	52.16
8	4	2013	1	15	510	10.94	140	4660	282	228	55.29	44.71
7	12	2013	6	15	509	10.92	141	4660	237	272	46.56	53.44
9	22	2013	1	15	509	10.92	142	4660	265	244	52.06	47.94
5	28	2013	3	13	508	10.90	143	4660	169	339	33.27	66.73
10	11	2013	6	14	508	10.90	144	4660	256	252	50.39	49.61
5	23	2013	5	17	507	10.88	145	4660	333	174	65.68	34.32
8	9	2013	6	16	507	10.88	146	4660	271	236	53.45	46.55
8	16	2013	6	15	507	10.88	147	4660	251	256	49.51	50.49
9	1	2013	1	12	507	10.88	148	4660	222	285	43.79	56.21
6	14	2013	6	13	506	10.86	149	4660	247	259	48.81	51.19
7	14	2013	1	13	506	10.86	150	4660	276	230	54.55	45.45
8	23	2013	6	18	506	10.86	151	4660	259	247	51.19	48.81
7	14	2013	1	16	505	10.84	152	4660	252	253	49.90	50.10
7	19	2013	6	13	505	10.84	153	4660	254	251	50.30	49.70
10	20	2013	1	17	505	10.84	154	4660	262	243	51.88	48.12
11	27	2013	4	18	505	10.84	155	4660	229	276	45.35	54.65
5	17	2013	6	17	504	10.82	156	4660	246	258	48.81	51.19
6	21	2013	6	14	503	10.79	157	4660	252	251	50.10	49.90
7	19	2013	6	12	503	10.79	158	4660	223	280	44.33	55.67
8	24	2013	7	12	503	10.79	159	4660	266	237	52.88	47.12
5	10	2013	6	15	502	10.77	160	4660	259	243	51.59	48.41
6	7	2013	6	15	502	10.77	161	4660	270	232	53.78	46.22
9	1	2013	1	15	501	10.75	162	4660	256	245	51.10	48.90
9	2	2013	2	11	501	10.75	163	4660	178	323	35.53	64.47
6	9	2013	1	14	500	10.73	164	4660	264	236	52.80	47.20
6	21	2013	6	16	500	10.73	165	4660	237	263	47.40	52.60
8	23	2013	6	15	500	10.73	166	4660	239	261	47.80	52.20
8	31	2013	7	11	500	10.73	167	4660	242	258	48.40	51.60
10	11	2013	6	13	500	10.73	168	4660	257	243	51.40	48.60
5	23	2013	5	16	499	10.71	169	4660	334	165	66.93	33.07
8	11	2013	1	13	499	10.71	170	4660	240	259	48.10	51.90
10	4	2013	6	15	499	10.71	171	4660	262	237	52.51	47.49
6	14	2013	6	15	498	10.69	172	4660	227	271	45.58	54.42
7	19	2013	6	14	498	10.69	173	4660	226	272	45.38	54.62
8	4	2013	1	13	497	10.67	174	4660	249	248	50.10	49.90
9	20	2013	6	15	497	10.67	175	4660	279	218	56.14	43.86
9	29	2013	1	16	497	10.67	176	4660	251	246	50.50	49.50

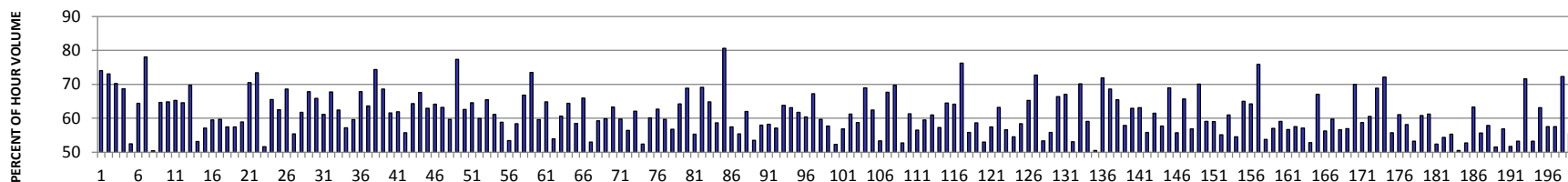
MO	DY	YR	DAY OF WK	HR	HR VOL	PERCENT OF AADT	HOUR NUMBER	AADT	NORTH VOLUME	SOUTH VOLUME	PERCENT NORTH IS OF TOTAL VOLUME	PERCENT SOUTH IS OF TOTAL VOLUME
10	11	2013	6	12	497	10.67	177	4660	228	269	45.88	54.12
9	20	2013	6	13	496	10.64	178	4660	227	269	45.77	54.23
9	27	2013	6	15	496	10.64	179	4660	260	236	52.42	47.58
10	18	2013	6	17	496	10.64	180	4660	234	262	47.18	52.82
10	25	2013	6	14	496	10.64	181	4660	247	249	49.80	50.20
8	2	2013	6	20	495	10.62	182	4660	157	338	31.72	68.28
10	25	2013	6	17	495	10.62	183	4660	229	266	46.26	53.74
6	28	2013	6	12	494	10.60	184	4660	248	246	50.20	49.80
8	31	2013	7	15	494	10.60	185	4660	273	221	55.26	44.74
10	20	2013	1	16	494	10.60	186	4660	271	223	54.86	45.14
8	9	2013	6	14	493	10.58	187	4660	246	247	49.90	50.10
8	18	2013	1	18	493	10.58	188	4660	276	217	55.98	44.02
10	18	2013	6	18	493	10.58	189	4660	237	256	48.07	51.93
6	16	2013	1	14	492	10.56	190	4660	235	257	47.76	52.24
6	9	2013	1	13	491	10.54	191	4660	233	258	47.45	52.55
6	9	2013	1	17	491	10.54	192	4660	268	223	54.58	45.42
6	16	2013	1	16	491	10.54	193	4660	256	235	52.14	47.86
8	16	2013	6	18	491	10.54	194	4660	262	229	53.36	46.64
9	20	2013	6	14	491	10.54	195	4660	249	242	50.71	49.29
10	13	2013	1	17	491	10.54	196	4660	247	244	50.31	49.69
5	24	2013	6	19	490	10.52	197	4660	225	265	45.92	54.08
5	25	2013	7	12	490	10.52	198	4660	227	263	46.33	53.67
5	27	2013	2	18	490	10.52	199	4660	232	258	47.35	52.65
6	7	2013	6	13	489	10.49	200	4660	260	229	53.17	46.83

**SR 090 MP 136.59 VANTAGE ADC SITE R042
K FOR PEAK 200 HOURS OF 2013
Recreational Site**



AADT= 14842 K 30 FACTOR= 16.99 K 100 FACTOR= 14.55 K 200 FACTOR= 13.06 D 100 FACTOR= 52.29

**SR 090 MP 136.59 VANTAGE ADC SITE R042
D % IN THE PEAK 200 HOURS OF 2013**



MO	DY	YR	DAY OF WK	HR	HR VOL	PERCENT OF AADT	HOUR NUMBER	AADT	EAST VOLUME	WEST VOLUME	PERCENT EAST IS OF TOTAL VOLUME	PERCENT WEST IS OF TOTAL VOLUME
6	30	2013	1	13	3128	21.08	1	14842	813	2315	25.99	74.01
6	30	2013	1	12	2893	19.49	2	14842	779	2114	26.93	73.07
7	28	2013	1	12	2750	18.53	3	14842	818	1932	29.75	70.25
7	28	2013	1	13	2724	18.35	4	14842	852	1872	31.28	68.72
12	1	2013	1	13	2723	18.35	5	14842	1429	1294	52.48	47.52
7	7	2013	1	16	2710	18.26	6	14842	964	1746	35.57	64.43
9	2	2013	2	11	2709	18.25	7	14842	595	2114	21.96	78.04
12	1	2013	1	15	2708	18.25	8	14842	1344	1364	49.63	50.37
7	7	2013	1	15	2683	18.08	9	14842	948	1735	35.33	64.67
7	28	2013	1	14	2683	18.08	10	14842	944	1739	35.18	64.82
5	27	2013	2	14	2664	17.95	11	14842	925	1739	34.72	65.28
7	7	2013	1	14	2654	17.88	12	14842	941	1713	35.46	64.54

MO	DY	YR	DAY OF WK	HR	HR VOL	PERCENT OF AADT	HOUR NUMBER	AADT	EAST VOLUME	WEST VOLUME	PERCENT EAST IS OF TOTAL VOLUME	PERCENT WEST IS OF TOTAL VOLUME
5	27	2013	2	13	2647	17.83	13	14842	801	1846	30.26	69.74
12	1	2013	1	14	2647	17.83	14	14842	1241	1406	46.88	53.12
8	18	2013	1	15	2628	17.71	15	14842	1128	1500	42.92	57.08
8	18	2013	1	14	2625	17.69	16	14842	1063	1562	40.50	59.50
8	11	2013	1	14	2607	17.57	17	14842	1052	1555	40.35	59.65
8	11	2013	1	15	2607	17.57	18	14842	1110	1497	42.58	57.42
8	4	2013	1	14	2602	17.53	19	14842	1108	1494	42.58	57.42
8	11	2013	1	13	2596	17.49	20	14842	1068	1528	41.14	58.86
9	2	2013	2	12	2585	17.42	21	14842	762	1823	29.48	70.52
6	30	2013	1	11	2577	17.36	22	14842	685	1892	26.58	73.42
12	1	2013	1	12	2572	17.33	23	14842	1245	1327	48.41	51.59
6	28	2013	6	14	2563	17.27	24	14842	1680	883	65.55	34.45
7	28	2013	1	15	2555	17.21	25	14842	959	1596	37.53	62.47
6	28	2013	6	15	2543	17.13	26	14842	1745	798	68.62	31.38
8	4	2013	1	15	2529	17.04	27	14842	1128	1401	44.60	55.40
8	30	2013	6	17	2528	17.03	28	14842	1561	967	61.75	38.25
7	7	2013	1	13	2527	17.03	29	14842	813	1714	32.17	67.83
6	30	2013	1	14	2522	16.99	30	14842	862	1660	34.18	65.82
8	25	2013	1	14	2519	16.97	31	14842	980	1539	38.90	61.10
5	24	2013	6	15	2517	16.96	32	14842	1706	811	67.78	32.22
5	27	2013	2	15	2512	16.92	33	14842	944	1568	37.58	62.42
8	18	2013	1	16	2510	16.91	34	14842	1075	1435	42.83	57.17
8	30	2013	6	18	2507	16.89	35	14842	1494	1013	59.59	40.41
5	24	2013	6	14	2498	16.83	36	14842	1695	803	67.85	32.15
7	26	2013	6	15	2494	16.80	37	14842	1587	907	63.63	36.37
5	27	2013	2	12	2479	16.70	38	14842	635	1844	25.62	74.38
5	24	2013	6	13	2473	16.66	39	14842	1696	777	68.58	31.42
5	27	2013	2	16	2450	16.51	40	14842	942	1508	38.45	61.55
7	26	2013	6	14	2447	16.49	41	14842	1514	933	61.87	38.13
8	11	2013	1	16	2445	16.47	42	14842	1082	1363	44.25	55.75
8	25	2013	1	15	2438	16.43	43	14842	871	1567	35.73	64.27
5	24	2013	6	16	2430	16.37	44	14842	1641	789	67.53	32.47
8	4	2013	1	13	2430	16.37	45	14842	901	1529	37.08	62.92
7	26	2013	6	16	2425	16.34	46	14842	1556	869	64.16	35.84
7	21	2013	1	13	2415	16.27	47	14842	889	1526	36.81	63.19
7	21	2013	1	15	2409	16.23	48	14842	971	1438	40.31	59.69
6	30	2013	1	10	2405	16.20	49	14842	544	1861	22.62	77.38
8	30	2013	6	14	2403	16.19	50	14842	1504	899	62.59	37.41
9	2	2013	2	13	2399	16.16	51	14842	850	1549	35.43	64.57
8	18	2013	1	13	2396	16.14	52	14842	960	1436	40.07	59.93
7	7	2013	1	17	2395	16.14	53	14842	829	1566	34.61	65.39

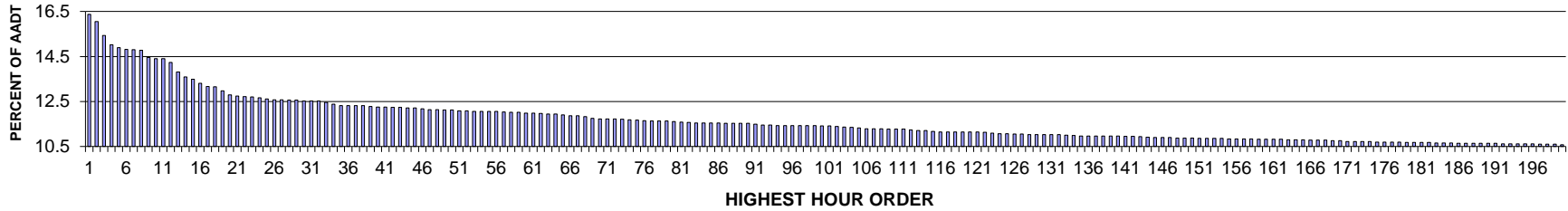
MO	DY	YR	DAY OF WK	HR	HR VOL	PERCENT OF AADT	HOUR NUMBER	AADT	EAST VOLUME	WEST VOLUME	PERCENT EAST IS OF TOTAL VOLUME	PERCENT WEST IS OF TOTAL VOLUME
7	21	2013	1	14	2380	16.04	54	14842	925	1455	38.87	61.13
8	2	2013	6	13	2372	15.98	55	14842	1395	977	58.81	41.19
12	1	2013	1	16	2363	15.92	56	14842	1262	1101	53.41	46.59
8	4	2013	1	16	2360	15.90	57	14842	983	1377	41.65	58.35
5	24	2013	6	17	2346	15.81	58	14842	1567	779	66.79	33.21
7	28	2013	1	11	2344	15.79	59	14842	622	1722	26.54	73.46
7	21	2013	1	16	2337	15.75	60	14842	944	1393	40.39	59.61
5	24	2013	6	12	2324	15.66	61	14842	1506	818	64.80	35.20
11	30	2013	7	14	2324	15.66	62	14842	1071	1253	46.08	53.92
8	30	2013	6	19	2323	15.65	63	14842	1409	914	60.65	39.35
6	28	2013	6	13	2322	15.64	64	14842	1495	827	64.38	35.62
8	16	2013	6	16	2319	15.62	65	14842	1355	964	58.43	41.57
5	24	2013	6	18	2313	15.58	66	14842	1525	788	65.93	34.07
11	30	2013	7	15	2310	15.56	67	14842	1087	1223	47.06	52.94
9	2	2013	2	14	2303	15.52	68	14842	939	1364	40.77	59.23
8	2	2013	6	14	2302	15.51	69	14842	1378	924	59.86	40.14
7	28	2013	1	16	2299	15.49	70	14842	844	1455	36.71	63.29
8	2	2013	6	15	2286	15.40	71	14842	1367	919	59.80	40.20
8	16	2013	6	15	2285	15.40	72	14842	1289	996	56.41	43.59
6	30	2013	1	15	2284	15.39	73	14842	867	1417	37.96	62.04
9	2	2013	2	16	2284	15.39	74	14842	1088	1196	47.64	52.36
8	11	2013	1	17	2283	15.38	75	14842	911	1372	39.90	60.10
8	25	2013	1	16	2283	15.38	76	14842	851	1432	37.28	62.72
8	11	2013	1	18	2279	15.36	77	14842	919	1360	40.32	59.68
8	18	2013	1	17	2275	15.33	78	14842	983	1292	43.21	56.79
8	25	2013	1	13	2269	15.29	79	14842	812	1457	35.79	64.21
7	7	2013	1	12	2260	15.23	80	14842	703	1557	31.11	68.89
8	16	2013	6	14	2260	15.23	81	14842	1249	1011	55.27	44.73
10	11	2013	6	15	2258	15.21	82	14842	1560	698	69.09	30.91
7	26	2013	6	17	2257	15.21	83	14842	1463	794	64.82	35.18
8	30	2013	6	15	2254	15.19	84	14842	1322	932	58.65	41.35
9	2	2013	2	10	2247	15.14	85	14842	436	1811	19.40	80.60
7	26	2013	6	13	2244	15.12	86	14842	1289	955	57.44	42.56
11	27	2013	4	16	2232	15.04	87	14842	1236	996	55.38	44.62
6	28	2013	6	12	2223	14.98	88	14842	1379	844	62.03	37.97
11	27	2013	4	15	2216	14.93	89	14842	1186	1030	53.52	46.48
8	2	2013	6	16	2206	14.86	90	14842	1278	928	57.93	42.07
8	4	2013	1	17	2204	14.85	91	14842	921	1283	41.79	58.21
9	2	2013	2	15	2203	14.84	92	14842	946	1257	42.94	57.06
10	11	2013	6	16	2201	14.83	93	14842	1405	796	63.83	36.17
7	28	2013	1	17	2200	14.82	94	14842	812	1388	36.91	63.09

MO	DY	YR	DAY OF WK	HR	HR VOL	PERCENT OF AADT	HOUR NUMBER	AADT	EAST VOLUME	WEST VOLUME	PERCENT EAST IS OF TOTAL VOLUME	PERCENT WEST IS OF TOTAL VOLUME
8	4	2013	1	12	2197	14.80	95	14842	841	1356	38.28	61.72
8	30	2013	6	13	2193	14.78	96	14842	1324	869	60.37	39.63
6	28	2013	6	17	2187	14.74	97	14842	1470	717	67.22	32.78
8	18	2013	1	12	2185	14.72	98	14842	881	1304	40.32	59.68
8	2	2013	6	12	2172	14.63	99	14842	1254	918	57.73	42.27
11	27	2013	4	14	2159	14.55	100	14842	1030	1129	47.71	52.29
8	30	2013	6	16	2158	14.54	101	14842	1227	931	56.86	43.14
7	7	2013	1	18	2148	14.47	102	14842	833	1315	38.78	61.22
8	11	2013	1	12	2148	14.47	103	14842	887	1261	41.29	58.71
5	24	2013	6	19	2145	14.45	104	14842	1479	666	68.95	31.05
9	20	2013	6	16	2144	14.45	105	14842	1339	805	62.45	37.55
7	19	2013	6	14	2142	14.43	106	14842	1142	1000	53.31	46.69
10	13	2013	1	16	2142	14.43	107	14842	693	1449	32.35	67.65
5	5	2013	1	16	2138	14.41	108	14842	648	1490	30.31	69.69
8	31	2013	7	12	2127	14.33	109	14842	1121	1006	52.70	47.30
8	25	2013	1	17	2126	14.32	110	14842	823	1303	38.71	61.29
6	23	2013	1	16	2125	14.32	111	14842	924	1201	43.48	56.52
12	1	2013	1	17	2120	14.28	112	14842	1262	858	59.53	40.47
5	27	2013	2	17	2118	14.27	113	14842	826	1292	39.00	61.00
6	23	2013	1	14	2116	14.26	114	14842	904	1212	42.72	57.28
3	17	2013	1	15	2114	14.24	115	14842	1363	751	64.47	35.53
6	30	2013	1	17	2112	14.23	116	14842	757	1355	35.84	64.16
5	27	2013	2	11	2103	14.17	117	14842	500	1603	23.78	76.22
8	9	2013	6	16	2103	14.17	118	14842	1174	929	55.83	44.17
7	14	2013	1	14	2102	14.16	119	14842	869	1233	41.34	58.66
7	19	2013	6	15	2102	14.16	120	14842	1114	988	53.00	47.00
7	21	2013	1	17	2102	14.16	121	14842	894	1208	42.53	57.47
6	30	2013	1	16	2101	14.16	122	14842	773	1328	36.79	63.21
8	23	2013	6	15	2101	14.16	123	14842	1188	913	56.54	43.46
8	9	2013	6	14	2097	14.13	124	14842	1144	953	54.55	45.45
8	2	2013	6	17	2095	14.12	125	14842	1223	872	58.38	41.62
8	25	2013	1	12	2090	14.08	126	14842	727	1363	34.78	65.22
8	5	2013	2	10	2089	14.07	127	14842	570	1519	27.29	72.71
11	30	2013	7	13	2086	14.05	128	14842	974	1112	46.69	53.31
8	31	2013	7	13	2080	14.01	129	14842	1161	919	55.82	44.18
10	11	2013	6	14	2080	14.01	130	14842	1381	699	66.39	33.61
10	13	2013	1	15	2079	14.01	131	14842	685	1394	32.95	67.05
8	9	2013	6	13	2076	13.99	132	14842	1101	975	53.03	46.97
5	5	2013	1	17	2073	13.97	133	14842	618	1455	29.81	70.19
6	16	2013	1	14	2073	13.97	134	14842	849	1224	40.96	59.04
7	19	2013	6	13	2072	13.96	135	14842	1046	1026	50.48	49.52

MO	DY	YR	DAY OF WK	HR	HR VOL	PERCENT OF AADT	HOUR NUMBER	AADT	EAST VOLUME	WEST VOLUME	PERCENT EAST IS OF TOTAL VOLUME	PERCENT WEST IS OF TOTAL VOLUME
5	24	2013	6	20	2070	13.95	136	14842	1487	583	71.84	28.16
6	28	2013	6	18	2066	13.92	137	14842	1418	648	68.64	31.36
3	17	2013	1	16	2060	13.88	138	14842	1348	712	65.44	34.56
7	14	2013	1	16	2058	13.87	139	14842	867	1191	42.13	57.87
7	21	2013	1	12	2056	13.85	140	14842	762	1294	37.06	62.94
9	15	2013	1	15	2054	13.84	141	14842	758	1296	36.90	63.10
11	27	2013	4	13	2051	13.82	142	14842	906	1145	44.17	55.83
9	20	2013	6	17	2050	13.81	143	14842	1260	790	61.46	38.54
6	16	2013	1	15	2049	13.81	144	14842	867	1182	42.31	57.69
4	14	2013	1	16	2045	13.78	145	14842	635	1410	31.05	68.95
8	9	2013	6	15	2045	13.78	146	14842	1139	906	55.70	44.30
9	15	2013	1	14	2044	13.77	147	14842	701	1343	34.30	65.70
6	23	2013	1	15	2041	13.75	148	14842	880	1161	43.12	56.88
10	13	2013	1	14	2040	13.74	149	14842	610	1430	29.90	70.10
6	21	2013	6	13	2039	13.74	150	14842	1205	834	59.10	40.90
7	14	2013	1	15	2038	13.73	151	14842	836	1202	41.02	58.98
7	19	2013	6	16	2036	13.72	152	14842	1122	914	55.11	44.89
7	28	2013	1	18	2033	13.70	153	14842	793	1240	39.01	60.99
7	26	2013	6	12	2031	13.68	154	14842	1108	923	54.55	45.45
9	15	2013	1	13	2027	13.66	155	14842	709	1318	34.98	65.02
10	11	2013	6	13	2025	13.64	156	14842	1301	724	64.25	35.75
5	28	2013	3	11	2024	13.64	157	14842	488	1536	24.11	75.89
6	14	2013	6	16	2022	13.62	158	14842	1086	936	53.71	46.29
8	18	2013	1	18	2022	13.62	159	14842	869	1153	42.98	57.02
4	21	2013	1	17	2019	13.60	160	14842	827	1192	40.96	59.04
6	21	2013	6	15	2018	13.60	161	14842	1144	874	56.69	43.31
6	21	2013	6	14	2016	13.58	162	14842	1159	857	57.49	42.51
11	27	2013	4	17	2016	13.58	163	14842	1151	865	57.09	42.91
11	30	2013	7	16	2016	13.58	164	14842	952	1064	47.22	52.78
4	14	2013	1	15	2009	13.54	165	14842	662	1347	32.95	67.05
8	23	2013	6	16	2007	13.52	166	14842	1128	879	56.20	43.80
7	26	2013	6	18	2006	13.52	167	14842	1198	808	59.72	40.28
5	3	2013	6	16	2000	13.48	168	14842	1132	868	56.60	43.40
8	9	2013	6	17	2000	13.48	169	14842	1138	862	56.90	43.10
7	7	2013	1	11	1999	13.47	170	14842	600	1399	30.02	69.98
6	16	2013	1	16	1998	13.46	171	14842	825	1173	41.29	58.71
8	30	2013	6	20	1998	13.46	172	14842	1209	789	60.51	39.49
5	5	2013	1	15	1996	13.45	173	14842	621	1375	31.11	68.89
5	28	2013	3	12	1995	13.44	174	14842	556	1439	27.87	72.13
8	16	2013	6	17	1995	13.44	175	14842	1111	884	55.69	44.31
7	14	2013	1	13	1991	13.41	176	14842	776	1215	38.98	61.02

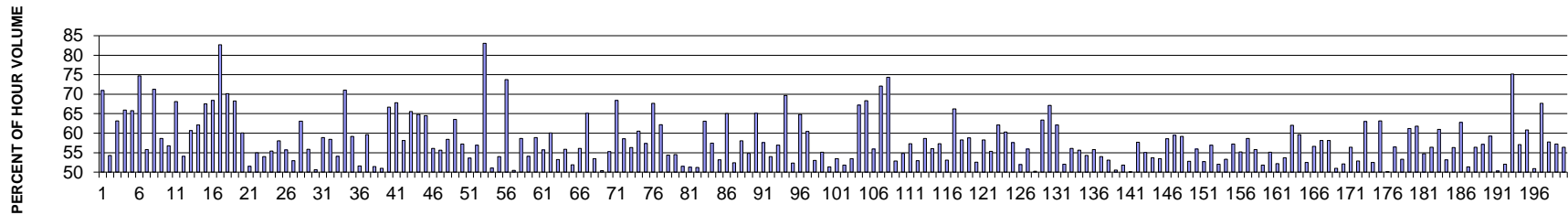
MO	DY	YR	DAY OF WK	HR	HR VOL	PERCENT OF AADT	HOUR NUMBER	AADT	EAST VOLUME	WEST VOLUME	PERCENT EAST IS OF TOTAL VOLUME	PERCENT WEST IS OF TOTAL VOLUME
8	10	2013	7	13	1991	13.41	177	14842	1158	833	58.16	41.84
4	7	2013	1	16	1988	13.39	178	14842	929	1059	46.73	53.27
6	28	2013	6	16	1988	13.39	179	14842	1208	780	60.76	39.24
10	11	2013	6	17	1987	13.39	180	14842	1216	771	61.20	38.80
9	2	2013	2	17	1981	13.35	181	14842	944	1037	47.65	52.35
8	23	2013	6	14	1978	13.33	182	14842	1075	903	54.35	45.65
4	7	2013	1	15	1976	13.31	183	14842	884	1092	44.74	55.26
8	9	2013	6	12	1976	13.31	184	14842	998	978	50.51	49.49
8	17	2013	7	13	1976	13.31	185	14842	1042	934	52.73	47.27
4	14	2013	1	17	1973	13.29	186	14842	725	1248	36.75	63.25
6	14	2013	6	15	1969	13.27	187	14842	1095	874	55.61	44.39
7	14	2013	1	17	1968	13.26	188	14842	829	1139	42.12	57.88
9	1	2013	1	14	1964	13.23	189	14842	952	1012	48.47	51.53
8	30	2013	6	12	1963	13.23	190	14842	1116	847	56.85	43.15
8	23	2013	6	13	1962	13.22	191	14842	1015	947	51.73	48.27
8	3	2013	7	12	1957	13.19	192	14842	1042	915	53.24	46.76
9	15	2013	1	12	1957	13.19	193	14842	555	1402	28.36	71.64
7	12	2013	6	14	1955	13.17	194	14842	1041	914	53.25	46.75
10	20	2013	1	16	1954	13.17	195	14842	720	1234	36.85	63.15
10	27	2013	1	16	1949	13.13	196	14842	828	1121	42.48	57.52
6	14	2013	6	17	1948	13.12	197	14842	1121	827	57.55	42.45
6	28	2013	6	19	1944	13.10	198	14842	1405	539	72.27	27.73
9	1	2013	1	13	1941	13.08	199	14842	865	1076	44.56	55.44
7	19	2013	6	17	1938	13.06	200	14842	1113	825	57.43	42.57

**SR 105 MP 31.92 WESTPORT ADC SITE R043
K FOR PEAK 200 HOURS OF 2013**



AADT= 5048 K 30 FACTOR= 12.52 K 100 FACTOR= 11.41 K 200 FACTOR= 10.58 D 30 FACTOR= 50.63

**SR 105 MP 31.92 WESTPORT ADC SITE R043
D % IN THE PEAK 200 HOURS OF 2013**



MO	DY	YR	DAY OF WK	HR	HR VOL	PERCENT OF AADT	HOUR NUMBER	AADT	NORTH VOLUME	SOUTH VOLUME	PERCENT NORTH IS OF TOTAL VOLUME	PERCENT SOUTH IS OF TOTAL VOLUME
3	31	2013	1	13	827	16.38	1	5048	587	240	70.98	29.02
9	19	2013	5	18	810	16.05	2	5048	370	440	45.68	54.32
6	22	2013	7	14	779	15.43	3	5048	287	492	36.84	63.16
3	31	2013	1	11	758	15.02	4	5048	500	258	65.96	34.04
3	8	2013	6	16	752	14.90	5	5048	495	257	65.82	34.18
3	31	2013	1	12	748	14.82	6	5048	559	189	74.73	25.27
3	31	2013	1	10	747	14.80	7	5048	330	417	44.18	55.82
5	26	2013	1	8	746	14.78	8	5048	214	532	28.69	71.31
3	8	2013	6	15	730	14.46	9	5048	302	428	41.37	58.63
6	22	2013	7	15	727	14.40	10	5048	314	413	43.19	56.81
6	22	2013	7	17	727	14.40	11	5048	495	232	68.09	31.91
6	22	2013	7	16	719	14.24	12	5048	389	330	54.10	45.90

MO	DY	YR	DAY OF WK	HR	HR VOL	PERCENT OF AADT	HOUR NUMBER	AADT	NORTH VOLUME	SOUTH VOLUME	PERCENT NORTH IS OF TOTAL VOLUME	PERCENT SOUTH IS OF TOTAL VOLUME
6	8	2013	7	14	697	13.81	13	5048	274	423	39.31	60.69
3	31	2013	1	14	686	13.59	14	5048	426	260	62.10	37.90
9	19	2013	5	17	681	13.49	15	5048	221	460	32.45	67.55
6	22	2013	7	13	672	13.31	16	5048	212	460	31.55	68.45
3	31	2013	1	9	665	13.17	17	5048	115	550	17.29	82.71
3	9	2013	7	15	664	13.15	18	5048	198	466	29.82	70.18
9	21	2013	7	20	655	12.98	19	5048	447	208	68.24	31.76
9	19	2013	5	19	646	12.80	20	5048	388	258	60.06	39.94
11	1	2013	6	17	643	12.74	21	5048	312	331	48.52	51.48
8	31	2013	7	15	642	12.72	22	5048	289	353	45.02	54.98
9	19	2013	5	16	641	12.70	23	5048	295	346	46.02	53.98
8	9	2013	6	16	639	12.66	24	5048	285	354	44.60	55.40
8	4	2013	1	13	637	12.62	25	5048	370	267	58.08	41.92
8	2	2013	6	16	635	12.58	26	5048	281	354	44.25	55.75
10	17	2013	5	17	635	12.58	27	5048	299	336	47.09	52.91
6	8	2013	7	13	634	12.56	28	5048	234	400	36.91	63.09
9	1	2013	1	13	634	12.56	29	5048	280	354	44.16	55.84
8	23	2013	6	17	632	12.52	30	5048	320	312	50.63	49.37
8	31	2013	7	14	632	12.52	31	5048	260	372	41.14	58.86
10	5	2013	7	18	632	12.52	32	5048	263	369	41.61	58.39
3	9	2013	7	16	629	12.46	33	5048	289	340	45.95	54.05
7	4	2013	5	14	625	12.38	34	5048	181	444	28.96	71.04
6	23	2013	1	14	622	12.32	35	5048	368	254	59.16	40.84
7	5	2013	6	15	622	12.32	36	5048	301	321	48.39	51.61
8	18	2013	1	13	622	12.32	37	5048	371	251	59.65	40.35
8	31	2013	7	16	622	12.32	38	5048	302	320	48.55	51.45
8	9	2013	6	17	620	12.28	39	5048	304	316	49.03	50.97
5	26	2013	1	9	619	12.26	40	5048	413	206	66.72	33.28
8	31	2013	7	13	619	12.26	41	5048	199	420	32.15	67.85
2	7	2013	5	16	618	12.24	42	5048	359	259	58.09	41.91
7	14	2013	1	17	618	12.24	43	5048	405	213	65.53	34.47
3	9	2013	7	17	617	12.22	44	5048	400	217	64.83	35.17
9	21	2013	7	19	617	12.22	45	5048	219	398	35.49	64.51
7	14	2013	1	13	615	12.18	46	5048	345	270	56.10	43.90
7	5	2013	6	13	613	12.14	47	5048	341	272	55.63	44.37
10	18	2013	6	17	613	12.14	48	5048	255	358	41.60	58.40
7	4	2013	5	15	612	12.12	49	5048	223	389	36.44	63.56
10	4	2013	6	17	612	12.12	50	5048	262	350	42.81	57.19
5	4	2013	7	16	610	12.08	51	5048	327	283	53.61	46.39
8	17	2013	7	14	610	12.08	52	5048	263	347	43.11	56.89
5	25	2013	7	7	609	12.06	53	5048	103	506	16.91	83.09

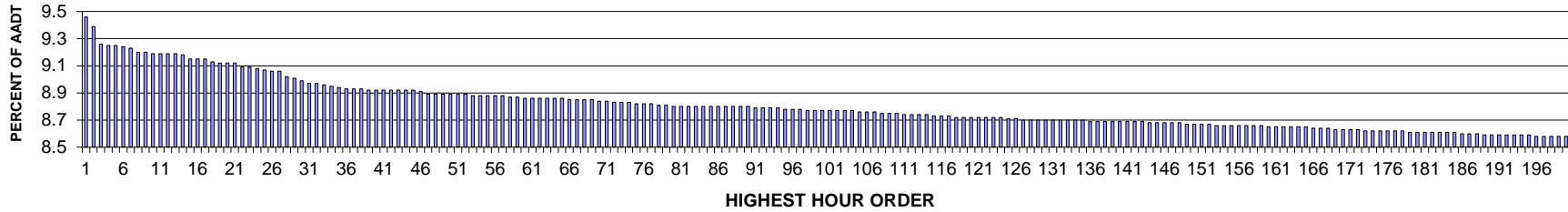
MO	DY	YR	DAY OF WK	HR	HR VOL	PERCENT OF AADT	HOUR NUMBER	AADT	NORTH VOLUME	SOUTH VOLUME	PERCENT NORTH IS OF TOTAL VOLUME	PERCENT SOUTH IS OF TOTAL VOLUME
5	25	2013	7	8	609	12.06	54	5048	311	298	51.07	48.93
8	30	2013	6	17	609	12.06	55	5048	280	329	45.98	54.02
9	20	2013	6	18	609	12.06	56	5048	160	449	26.27	73.73
7	6	2013	7	15	608	12.04	57	5048	307	301	50.49	49.51
8	23	2013	6	16	607	12.02	58	5048	251	356	41.35	58.65
10	4	2013	6	18	607	12.02	59	5048	279	328	45.96	54.04
8	30	2013	6	16	605	11.98	60	5048	249	356	41.16	58.84
9	1	2013	1	14	605	11.98	61	5048	268	337	44.30	55.70
11	1	2013	6	16	604	11.97	62	5048	241	363	39.90	60.10
5	5	2013	1	14	603	11.95	63	5048	282	321	46.77	53.23
8	16	2013	6	16	603	11.95	64	5048	266	337	44.11	55.89
8	2	2013	6	17	601	11.91	65	5048	312	289	51.91	48.09
7	5	2013	6	16	599	11.87	66	5048	263	336	43.91	56.09
8	18	2013	1	12	599	11.87	67	5048	390	209	65.11	34.89
6	21	2013	6	16	597	11.83	68	5048	278	319	46.57	53.43
7	5	2013	6	14	593	11.75	69	5048	294	299	49.58	50.42
1	25	2013	6	16	592	11.73	70	5048	265	327	44.76	55.24
6	23	2013	1	12	592	11.73	71	5048	405	187	68.41	31.59
10	17	2013	5	16	592	11.73	72	5048	245	347	41.39	58.61
8	31	2013	7	17	591	11.71	73	5048	333	258	56.35	43.65
9	20	2013	6	19	590	11.69	74	5048	233	357	39.49	60.51
6	8	2013	7	15	589	11.67	75	5048	251	338	42.61	57.39
6	30	2013	1	17	588	11.65	76	5048	398	190	67.69	32.31
3	31	2013	1	15	587	11.63	77	5048	365	222	62.18	37.82
6	30	2013	1	15	587	11.63	78	5048	319	268	54.34	45.66
9	1	2013	1	16	587	11.63	79	5048	320	267	54.51	45.49
7	13	2013	7	16	586	11.61	80	5048	302	284	51.54	48.46
8	16	2013	6	17	585	11.59	81	5048	300	285	51.28	48.72
6	30	2013	1	14	584	11.57	82	5048	285	299	48.80	51.20
7	7	2013	1	13	583	11.55	83	5048	368	215	63.12	36.88
8	4	2013	1	16	583	11.55	84	5048	335	248	57.46	42.54
9	1	2013	1	15	583	11.55	85	5048	273	310	46.83	53.17
9	1	2013	1	17	583	11.55	86	5048	379	204	65.01	34.99
7	6	2013	7	13	582	11.53	87	5048	277	305	47.59	52.41
8	4	2013	1	14	582	11.53	88	5048	338	244	58.08	41.92
8	4	2013	1	15	582	11.53	89	5048	319	263	54.81	45.19
9	2	2013	2	12	582	11.53	90	5048	379	203	65.12	34.88
8	11	2013	1	13	580	11.49	91	5048	334	246	57.59	42.41
7	3	2013	4	17	578	11.45	92	5048	266	312	46.02	53.98
7	14	2013	1	15	578	11.45	93	5048	329	249	56.92	43.08
5	5	2013	1	17	577	11.43	94	5048	402	175	69.67	30.33

MO	DY	YR	DAY OF WK	HR	HR VOL	PERCENT OF AADT	HOUR NUMBER	AADT	NORTH VOLUME	SOUTH VOLUME	PERCENT NORTH IS OF TOTAL VOLUME	PERCENT SOUTH IS OF TOTAL VOLUME
7	3	2013	4	16	577	11.43	95	5048	275	302	47.66	52.34
7	4	2013	5	13	577	11.43	96	5048	203	374	35.18	64.82
7	21	2013	1	13	577	11.43	97	5048	349	228	60.49	39.51
7	26	2013	6	16	577	11.43	98	5048	271	306	46.97	53.03
12	30	2013	2	16	577	11.43	99	5048	259	318	44.89	55.11
2	8	2013	6	16	576	11.41	100	5048	296	280	51.39	48.61
8	17	2013	7	16	576	11.41	101	5048	308	268	53.47	46.53
7	6	2013	7	12	575	11.39	102	5048	298	277	51.83	48.17
3	30	2013	7	12	574	11.37	103	5048	307	267	53.48	46.52
3	8	2013	6	14	573	11.35	104	5048	188	385	32.81	67.19
6	22	2013	7	18	572	11.33	105	5048	391	181	68.36	31.64
5	4	2013	7	17	570	11.29	106	5048	319	251	55.96	44.04
5	26	2013	1	11	570	11.29	107	5048	411	159	72.11	27.89
7	7	2013	1	12	570	11.29	108	5048	424	146	74.39	25.61
7	1	2013	2	16	569	11.27	109	5048	301	268	52.90	47.10
7	14	2013	1	14	569	11.27	110	5048	312	257	54.83	45.17
8	18	2013	1	16	569	11.27	111	5048	326	243	57.29	42.71
7	6	2013	7	14	567	11.23	112	5048	267	300	47.09	52.91
6	29	2013	7	17	566	11.21	113	5048	332	234	58.66	41.34
8	2	2013	6	15	566	11.21	114	5048	249	317	43.99	56.01
8	10	2013	7	14	564	11.17	115	5048	241	323	42.73	57.27
5	5	2013	1	15	563	11.15	116	5048	299	264	53.11	46.89
6	22	2013	7	12	563	11.15	117	5048	190	373	33.75	66.25
7	13	2013	7	17	563	11.15	118	5048	328	235	58.26	41.74
8	25	2013	1	14	563	11.15	119	5048	331	232	58.79	41.21
9	14	2013	7	16	563	11.15	120	5048	296	267	52.58	47.42
10	17	2013	5	18	563	11.15	121	5048	328	235	58.26	41.74
8	17	2013	7	13	562	11.13	122	5048	251	311	44.66	55.34
3	8	2013	6	17	560	11.09	123	5048	348	212	62.14	37.86
7	3	2013	4	15	559	11.07	124	5048	222	337	39.71	60.29
8	24	2013	7	14	559	11.07	125	5048	237	322	42.40	57.60
3	30	2013	7	15	558	11.05	126	5048	290	268	51.97	48.03
8	17	2013	7	17	558	11.05	127	5048	312	246	55.91	44.09
6	21	2013	6	17	557	11.03	128	5048	277	280	49.73	50.27
8	4	2013	1	17	557	11.03	129	5048	353	204	63.38	36.62
8	11	2013	1	12	557	11.03	130	5048	374	183	67.15	32.85
9	11	2013	4	16	557	11.03	131	5048	346	211	62.12	37.88
9	14	2013	7	15	557	11.03	132	5048	290	267	52.06	47.94
8	5	2013	2	17	556	11.01	133	5048	312	244	56.12	43.88
9	20	2013	6	16	555	10.99	134	5048	246	309	44.32	55.68
2	15	2013	6	16	554	10.97	135	5048	301	253	54.33	45.67

MO	DY	YR	DAY OF WK	HR	HR VOL	PERCENT OF AADT	HOUR NUMBER	AADT	NORTH VOLUME	SOUTH VOLUME	PERCENT NORTH IS OF TOTAL VOLUME	PERCENT SOUTH IS OF TOTAL VOLUME
5	4	2013	7	15	554	10.97	136	5048	245	309	44.22	55.78
6	8	2013	7	16	554	10.97	137	5048	299	255	53.97	46.03
7	19	2013	6	13	554	10.97	138	5048	260	294	46.93	53.07
7	26	2013	6	17	554	10.97	139	5048	280	274	50.54	49.46
8	3	2013	7	16	554	10.97	140	5048	267	287	48.19	51.81
1	11	2013	6	16	553	10.95	141	5048	276	277	49.91	50.09
2	8	2013	6	17	553	10.95	142	5048	319	234	57.69	42.31
8	30	2013	6	14	552	10.94	143	5048	248	304	44.93	55.07
7	3	2013	4	13	551	10.92	144	5048	255	296	46.28	53.72
7	5	2013	6	17	550	10.90	145	5048	294	256	53.45	46.55
8	10	2013	7	17	550	10.90	146	5048	322	228	58.55	41.45
9	21	2013	7	13	550	10.90	147	5048	223	327	40.55	59.45
7	27	2013	7	17	549	10.88	148	5048	325	224	59.20	40.80
8	9	2013	6	15	549	10.88	149	5048	259	290	47.18	52.82
8	19	2013	2	17	549	10.88	150	5048	307	242	55.92	44.08
7	6	2013	7	16	548	10.86	151	5048	289	259	52.74	47.26
8	3	2013	7	17	548	10.86	152	5048	312	236	56.93	43.07
9	6	2013	6	17	548	10.86	153	5048	263	285	47.99	52.01
9	21	2013	7	17	548	10.86	154	5048	292	256	53.28	46.72
8	11	2013	1	14	547	10.84	155	5048	313	234	57.22	42.78
8	24	2013	7	15	547	10.84	156	5048	245	302	44.79	55.21
9	21	2013	7	18	547	10.84	157	5048	226	321	41.32	58.68
12	30	2013	2	17	547	10.84	158	5048	305	242	55.76	44.24
3	29	2013	6	17	546	10.82	159	5048	263	283	48.17	51.83
5	4	2013	7	14	546	10.82	160	5048	245	301	44.87	55.13
5	5	2013	1	13	546	10.82	161	5048	261	285	47.80	52.20
6	14	2013	6	17	546	10.82	162	5048	293	253	53.66	46.34
8	17	2013	7	12	545	10.80	163	5048	207	338	37.98	62.02
9	20	2013	6	17	545	10.80	164	5048	220	325	40.37	59.63
10	4	2013	6	16	545	10.80	165	5048	259	286	47.52	52.48
5	25	2013	7	14	544	10.78	166	5048	236	308	43.38	56.62
6	30	2013	1	16	544	10.78	167	5048	316	228	58.09	41.91
10	5	2013	7	19	544	10.78	168	5048	316	228	58.09	41.91
9	21	2013	7	16	543	10.76	169	5048	266	277	48.99	51.01
10	18	2013	6	16	543	10.76	170	5048	260	283	47.88	52.12
8	3	2013	7	15	541	10.72	171	5048	236	305	43.62	56.38
8	24	2013	7	17	541	10.72	172	5048	286	255	52.87	47.13
8	31	2013	7	12	541	10.72	173	5048	200	341	36.97	63.03
10	18	2013	6	18	541	10.72	174	5048	257	284	47.50	52.50
3	9	2013	7	14	540	10.70	175	5048	199	341	36.85	63.15
7	19	2013	6	17	540	10.70	176	5048	269	271	49.81	50.19

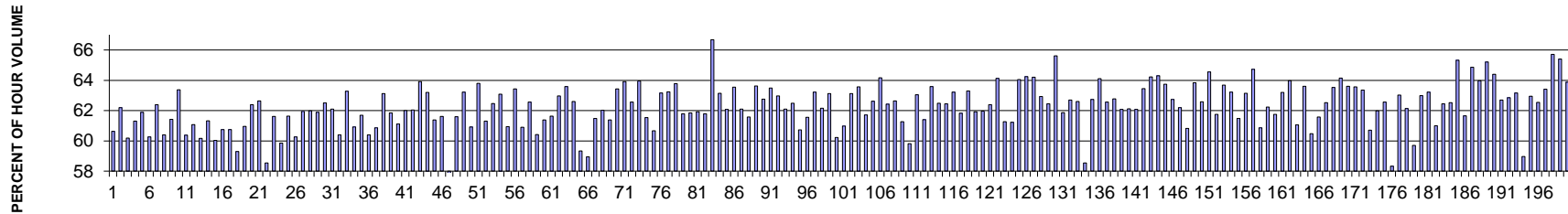
MO	DY	YR	DAY OF WK	HR	HR VOL	PERCENT OF AADT	HOUR NUMBER	AADT	NORTH VOLUME	SOUTH VOLUME	PERCENT NORTH IS OF TOTAL VOLUME	PERCENT SOUTH IS OF TOTAL VOLUME
8	3	2013	7	18	540	10.70	177	5048	305	235	56.48	43.52
8	16	2013	6	12	540	10.70	178	5048	252	288	46.67	53.33
3	30	2013	7	11	539	10.68	179	5048	330	209	61.22	38.78
5	5	2013	1	16	539	10.68	180	5048	333	206	61.78	38.22
8	16	2013	6	14	539	10.68	181	5048	244	295	45.27	54.73
8	18	2013	1	14	539	10.68	182	5048	304	235	56.40	43.60
7	27	2013	7	15	538	10.66	183	5048	210	328	39.03	60.97
8	12	2013	2	16	538	10.66	184	5048	286	252	53.16	46.84
9	8	2013	1	14	538	10.66	185	5048	303	235	56.32	43.68
2	8	2013	6	15	537	10.64	186	5048	200	337	37.24	62.76
3	30	2013	7	13	537	10.64	187	5048	261	276	48.60	51.40
3	30	2013	7	16	537	10.64	188	5048	303	234	56.42	43.58
3	30	2013	7	17	537	10.64	189	5048	307	230	57.17	42.83
7	3	2013	4	14	537	10.64	190	5048	219	318	40.78	59.22
7	27	2013	7	16	537	10.64	191	5048	270	267	50.28	49.72
3	30	2013	7	14	536	10.62	192	5048	279	257	52.05	47.95
5	11	2013	7	8	536	10.62	193	5048	133	403	24.81	75.19
6	23	2013	1	13	536	10.62	194	5048	306	230	57.09	42.91
6	23	2013	1	15	536	10.62	195	5048	326	210	60.82	39.18
8	20	2013	3	16	536	10.62	196	5048	273	263	50.93	49.07
3	30	2013	7	9	535	10.60	197	5048	173	362	32.34	67.66
6	29	2013	7	14	535	10.60	198	5048	226	309	42.24	57.76
8	16	2013	6	13	535	10.60	199	5048	229	306	42.80	57.20
5	24	2013	6	16	534	10.58	200	5048	233	301	43.63	56.37

SR 016 MP 8.43 TACOMA NARROWS BRIDGE ADC SITE R044
K FOR PEAK 200 HOURS OF 2013



AADT= 77396 K 30 FACTOR= 8.99 K 100 FACTOR= 8.77 K 200 FACTOR= 8.58 D 30 FACTOR= 62.50

SR 016 MP 8.43 TACOMA NARROWS BRIDGE ADC SITE R044
D % IN THE PEAK 200 HOURS OF 2013



MO	DY	YR	DAY OF WK	HR	HR VOL	PERCENT OF AADT	HOUR NUMBER	AADT	EAST VOLUME	WEST VOLUME	PERCENT EAST IS OF TOTAL VOLUME	PERCENT WEST IS OF TOTAL VOLUME
6	11	2013	3	18	7323	9.46	1	77396	3054	4269	41.70	58.30
8	9	2013	6	17	7267	9.39	2	77396	2748	4519	37.81	62.19
6	14	2013	6	17	7167	9.26	3	77396	2853	4314	39.81	60.19
8	1	2013	5	17	7158	9.25	4	77396	2770	4388	38.70	61.30
5	10	2013	6	17	7156	9.25	5	77396	2727	4429	38.11	61.89
10	11	2013	6	17	7154	9.24	6	77396	2843	4311	39.74	60.26
8	23	2013	6	17	7147	9.23	7	77396	2689	4458	37.62	62.38
10	4	2013	6	17	7122	9.20	8	77396	2820	4302	39.60	60.40
5	3	2013	6	17	7119	9.20	9	77396	2746	4373	38.57	61.43
10	17	2013	5	17	7116	9.19	10	77396	2606	4510	36.62	63.38
7	25	2013	5	17	7115	9.19	11	77396	2819	4296	39.62	60.38
8	14	2013	4	17	7112	9.19	12	77396	2768	4344	38.92	61.08

MO	DY	YR	DAY OF WK	HR	HR VOL	PERCENT OF AADT	HOUR NUMBER	AADT	EAST VOLUME	WEST VOLUME	PERCENT EAST IS OF TOTAL VOLUME	PERCENT WEST IS OF TOTAL VOLUME
9	20	2013	6	17	7109	9.19	13	77396	2832	4277	39.84	60.16
9	13	2013	6	18	7107	9.18	14	77396	2749	4358	38.68	61.32
5	17	2013	6	17	7084	9.15	15	77396	2831	4253	39.96	60.04
12	13	2013	6	17	7083	9.15	16	77396	2781	4302	39.26	60.74
7	19	2013	6	17	7082	9.15	17	77396	2780	4302	39.25	60.75
7	12	2013	6	17	7064	9.13	18	77396	2876	4188	40.71	59.29
6	7	2013	6	17	7061	9.12	19	77396	2757	4304	39.05	60.95
7	3	2013	4	17	7061	9.12	20	77396	2656	4405	37.62	62.38
12	19	2013	5	17	7060	9.12	21	77396	2638	4422	37.37	62.63
6	11	2013	3	17	7033	9.09	22	77396	2916	4117	41.46	58.54
11	22	2013	6	17	7033	9.09	23	77396	2699	4334	38.38	61.62
9	13	2013	6	17	7025	9.08	24	77396	2820	4205	40.14	59.86
10	25	2013	6	17	7021	9.07	25	77396	2693	4328	38.36	61.64
9	27	2013	6	17	7015	9.06	26	77396	2787	4228	39.73	60.27
6	28	2013	6	17	7011	9.06	27	77396	2668	4343	38.05	61.95
8	15	2013	5	17	6978	9.02	28	77396	2652	4326	38.01	61.99
7	26	2013	6	17	6974	9.01	29	77396	2658	4316	38.11	61.89
7	17	2013	4	17	6960	8.99	30	77396	2610	4350	37.50	62.50
7	3	2013	4	18	6945	8.97	31	77396	2633	4312	37.91	62.09
7	18	2013	5	17	6940	8.97	32	77396	2749	4191	39.61	60.39
5	16	2013	5	17	6934	8.96	33	77396	2547	4387	36.73	63.27
6	13	2013	5	17	6924	8.95	34	77396	2706	4218	39.08	60.92
7	12	2013	6	18	6918	8.94	35	77396	2650	4268	38.31	61.69
7	11	2013	5	17	6914	8.93	36	77396	2738	4176	39.60	60.40
3	15	2013	6	17	6911	8.93	37	77396	2705	4206	39.14	60.86
5	14	2013	3	17	6911	8.93	38	77396	2548	4363	36.87	63.13
6	6	2013	5	17	6907	8.92	39	77396	2635	4272	38.15	61.85
6	7	2013	6	18	6906	8.92	40	77396	2685	4221	38.88	61.12
7	10	2013	4	18	6906	8.92	41	77396	2624	4282	38.00	62.00
9	11	2013	4	18	6902	8.92	42	77396	2619	4283	37.95	62.05
10	31	2013	5	17	6902	8.92	43	77396	2490	4412	36.08	63.92
7	18	2013	5	18	6900	8.92	44	77396	2539	4361	36.80	63.20
8	16	2013	6	17	6900	8.92	45	77396	2665	4235	38.62	61.38
6	21	2013	6	17	6899	8.91	46	77396	2648	4251	38.38	61.62
11	28	2013	5	13	6883	8.89	47	77396	3032	3851	44.05	55.95
6	19	2013	4	17	6882	8.89	48	77396	2643	4239	38.40	61.60
6	19	2013	4	18	6881	8.89	49	77396	2531	4350	36.78	63.22
7	31	2013	4	17	6879	8.89	50	77396	2688	4191	39.08	60.92
11	26	2013	3	17	6879	8.89	51	77396	2491	4388	36.21	63.79
7	16	2013	3	17	6878	8.89	52	77396	2662	4216	38.70	61.30
7	23	2013	3	17	6875	8.88	53	77396	2580	4295	37.53	62.47

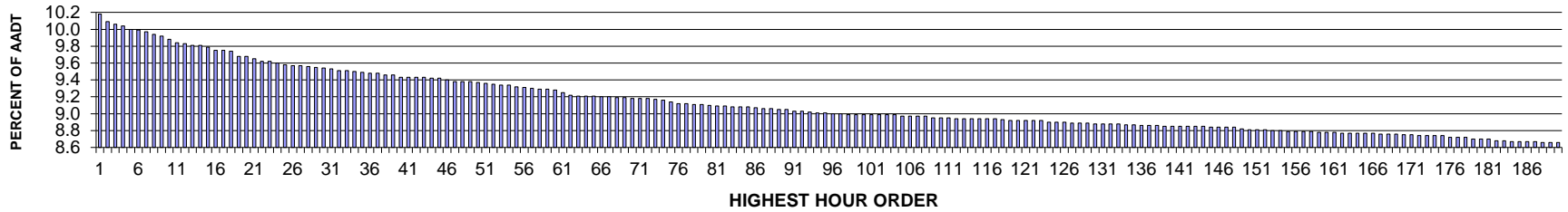
MO	DY	YR	DAY OF WK	HR	HR VOL	PERCENT OF AADT	HOUR NUMBER	AADT	EAST VOLUME	WEST VOLUME	PERCENT EAST IS OF TOTAL VOLUME	PERCENT WEST IS OF TOTAL VOLUME
8	30	2013	6	17	6874	8.88	54	77396	2538	4336	36.92	63.08
7	10	2013	4	17	6870	8.88	55	77396	2684	4186	39.07	60.93
10	30	2013	4	17	6870	8.88	56	77396	2512	4358	36.56	63.44
1	18	2013	6	17	6869	8.88	57	77396	2686	4183	39.10	60.90
7	31	2013	4	18	6864	8.87	58	77396	2570	4294	37.44	62.56
6	12	2013	4	17	6862	8.87	59	77396	2716	4146	39.58	60.42
9	6	2013	6	17	6861	8.86	60	77396	2650	4211	38.62	61.38
5	17	2013	6	18	6860	8.86	61	77396	2632	4228	38.37	61.63
11	1	2013	6	17	6860	8.86	62	77396	2540	4320	37.03	62.97
11	14	2013	5	17	6858	8.86	63	77396	2497	4361	36.41	63.59
8	1	2013	5	18	6855	8.86	64	77396	2564	4291	37.40	62.60
11	28	2013	5	14	6855	8.86	65	77396	2787	4068	40.66	59.34
6	20	2013	5	17	6851	8.85	66	77396	2812	4039	41.05	58.95
3	8	2013	6	17	6850	8.85	67	77396	2638	4212	38.51	61.49
11	15	2013	6	17	6850	8.85	68	77396	2601	4249	37.97	62.03
2	14	2013	5	17	6848	8.85	69	77396	2644	4204	38.61	61.39
9	6	2013	6	18	6844	8.84	70	77396	2502	4342	36.56	63.44
11	13	2013	4	17	6840	8.84	71	77396	2468	4372	36.08	63.92
9	17	2013	3	17	6835	8.83	72	77396	2559	4276	37.44	62.56
12	16	2013	2	17	6832	8.83	73	77396	2462	4370	36.04	63.96
10	11	2013	6	18	6831	8.83	74	77396	2628	4203	38.47	61.53
9	19	2013	5	17	6827	8.82	75	77396	2685	4142	39.33	60.67
9	19	2013	5	18	6827	8.82	76	77396	2515	4312	36.84	63.16
1	4	2013	6	17	6826	8.82	77	77396	2509	4317	36.76	63.24
6	4	2013	3	17	6822	8.81	78	77396	2471	4351	36.22	63.78
10	25	2013	6	18	6821	8.81	79	77396	2607	4214	38.22	61.78
3	29	2013	6	17	6814	8.80	80	77396	2600	4214	38.16	61.84
9	26	2013	5	17	6814	8.80	81	77396	2595	4219	38.08	61.92
11	1	2013	6	18	6814	8.80	82	77396	2604	4210	38.22	61.78
9	3	2013	3	18	6813	8.80	83	77396	2270	4543	33.32	66.68
9	4	2013	4	17	6813	8.80	84	77396	2511	4302	36.86	63.14
4	26	2013	6	17	6812	8.80	85	77396	2583	4229	37.92	62.08
10	22	2013	3	17	6811	8.80	86	77396	2483	4328	36.46	63.54
5	3	2013	6	18	6810	8.80	87	77396	2581	4229	37.90	62.10
12	18	2013	4	17	6810	8.80	88	77396	2617	4193	38.43	61.57
10	24	2013	5	17	6808	8.80	89	77396	2477	4331	36.38	63.62
12	17	2013	3	17	6808	8.80	90	77396	2535	4273	37.24	62.76
3	22	2013	6	17	6806	8.79	91	77396	2485	4321	36.51	63.49
11	21	2013	5	17	6806	8.79	92	77396	2521	4285	37.04	62.96
6	13	2013	5	18	6805	8.79	93	77396	2579	4226	37.90	62.10
12	11	2013	4	17	6803	8.79	94	77396	2552	4251	37.51	62.49

MO	DY	YR	DAY OF WK	HR	HR VOL	PERCENT OF AADT	HOUR NUMBER	AADT	EAST VOLUME	WEST VOLUME	PERCENT EAST IS OF TOTAL VOLUME	PERCENT WEST IS OF TOTAL VOLUME
11	22	2013	6	18	6799	8.78	95	77396	2670	4129	39.27	60.73
7	11	2013	5	18	6798	8.78	96	77396	2613	4185	38.44	61.56
10	9	2013	4	17	6796	8.78	97	77396	2500	4296	36.79	63.21
5	16	2013	5	18	6790	8.77	98	77396	2570	4220	37.85	62.15
10	3	2013	5	18	6790	8.77	99	77396	2504	4286	36.88	63.12
10	4	2013	6	18	6789	8.77	100	77396	2700	4089	39.77	60.23
2	1	2013	6	17	6786	8.77	101	77396	2648	4138	39.02	60.98
4	9	2013	3	17	6786	8.77	102	77396	2503	4283	36.88	63.12
5	10	2013	6	18	6786	8.77	103	77396	2473	4313	36.44	63.56
10	18	2013	6	17	6786	8.77	104	77396	2598	4188	38.28	61.72
8	5	2013	2	17	6781	8.76	105	77396	2535	4246	37.38	62.62
7	30	2013	3	17	6780	8.76	106	77396	2430	4350	35.84	64.16
2	8	2013	6	17	6778	8.76	107	77396	2547	4231	37.58	62.42
3	1	2013	6	17	6774	8.75	108	77396	2531	4243	37.36	62.64
7	9	2013	3	17	6771	8.75	109	77396	2623	4148	38.74	61.26
9	13	2013	6	16	6771	8.75	110	77396	2721	4050	40.19	59.81
9	18	2013	4	17	6767	8.74	111	77396	2501	4266	36.96	63.04
8	7	2013	4	17	6766	8.74	112	77396	2612	4154	38.60	61.40
8	23	2013	6	18	6763	8.74	113	77396	2463	4300	36.42	63.58
6	5	2013	4	17	6762	8.74	114	77396	2537	4225	37.52	62.48
1	25	2013	6	17	6757	8.73	115	77396	2538	4219	37.56	62.44
12	4	2013	4	17	6757	8.73	116	77396	2485	4272	36.78	63.22
6	6	2013	5	18	6754	8.73	117	77396	2578	4176	38.17	61.83
7	9	2013	3	18	6752	8.72	118	77396	2478	4274	36.70	63.30
8	8	2013	5	17	6752	8.72	119	77396	2571	4181	38.08	61.92
12	6	2013	6	17	6752	8.72	120	77396	2568	4184	38.03	61.97
8	13	2013	3	17	6751	8.72	121	77396	2539	4212	37.61	62.39
11	25	2013	2	17	6750	8.72	122	77396	2421	4329	35.87	64.13
11	8	2013	6	18	6749	8.72	123	77396	2614	4135	38.73	61.27
10	18	2013	6	18	6747	8.72	124	77396	2616	4131	38.77	61.23
9	10	2013	3	18	6740	8.71	125	77396	2423	4317	35.95	64.05
11	8	2013	6	17	6739	8.71	126	77396	2410	4329	35.76	64.24
9	25	2013	4	17	6735	8.70	127	77396	2411	4324	35.80	64.20
10	17	2013	5	18	6733	8.70	128	77396	2496	4237	37.07	62.93
5	1	2013	4	17	6732	8.70	129	77396	2528	4204	37.55	62.45
5	15	2013	4	18	6732	8.70	130	77396	2315	4417	34.39	65.61
7	2	2013	3	17	6732	8.70	131	77396	2567	4165	38.13	61.87
9	12	2013	5	18	6732	8.70	132	77396	2511	4221	37.30	62.70
12	23	2013	2	17	6732	8.70	133	77396	2517	4215	37.39	62.61
9	20	2013	6	18	6731	8.70	134	77396	2791	3940	41.46	58.54
10	3	2013	5	17	6730	8.70	135	77396	2508	4222	37.27	62.73

MO	DY	YR	DAY OF WK	HR	HR VOL	PERCENT OF AADT	HOUR NUMBER	AADT	EAST VOLUME	WEST VOLUME	PERCENT EAST IS OF TOTAL VOLUME	PERCENT WEST IS OF TOTAL VOLUME
10	8	2013	3	18	6729	8.69	136	77396	2416	4313	35.90	64.10
7	8	2013	2	17	6728	8.69	137	77396	2518	4210	37.43	62.57
11	6	2013	4	17	6728	8.69	138	77396	2504	4224	37.22	62.78
7	24	2013	4	18	6724	8.69	139	77396	2550	4174	37.92	62.08
5	9	2013	5	17	6723	8.69	140	77396	2547	4176	37.88	62.12
7	22	2013	2	17	6723	8.69	141	77396	2550	4173	37.93	62.07
7	26	2013	6	18	6723	8.69	142	77396	2457	4266	36.55	63.45
9	17	2013	3	18	6723	8.69	143	77396	2405	4318	35.77	64.23
10	8	2013	3	17	6720	8.68	144	77396	2399	4321	35.70	64.30
4	10	2013	4	17	6717	8.68	145	77396	2435	4282	36.25	63.75
8	28	2013	4	17	6717	8.68	146	77396	2503	4214	37.26	62.74
5	2	2013	5	18	6715	8.68	147	77396	2539	4176	37.81	62.19
6	27	2013	5	17	6715	8.68	148	77396	2631	4084	39.18	60.82
6	12	2013	4	18	6713	8.67	149	77396	2428	4285	36.17	63.83
5	15	2013	4	17	6711	8.67	150	77396	2511	4200	37.42	62.58
10	28	2013	2	17	6711	8.67	151	77396	2379	4332	35.45	64.55
8	6	2013	3	17	6707	8.67	152	77396	2565	4142	38.24	61.76
3	1	2013	6	18	6705	8.66	153	77396	2435	4270	36.32	63.68
5	23	2013	5	18	6705	8.66	154	77396	2467	4238	36.79	63.21
10	10	2013	5	17	6705	8.66	155	77396	2583	4122	38.52	61.48
2	1	2013	6	18	6704	8.66	156	77396	2471	4233	36.86	63.14
4	11	2013	5	18	6703	8.66	157	77396	2365	4338	35.28	64.72
7	24	2013	4	17	6702	8.66	158	77396	2623	4079	39.14	60.86
1	11	2013	6	17	6700	8.66	159	77396	2530	4170	37.76	62.24
8	8	2013	5	18	6698	8.65	160	77396	2562	4136	38.25	61.75
8	12	2013	2	17	6696	8.65	161	77396	2464	4232	36.80	63.20
6	26	2013	4	18	6694	8.65	162	77396	2411	4283	36.02	63.98
6	14	2013	6	18	6693	8.65	163	77396	2606	4087	38.94	61.06
5	20	2013	2	18	6692	8.65	164	77396	2436	4256	36.40	63.60
8	29	2013	5	17	6691	8.65	165	77396	2645	4046	39.53	60.47
6	27	2013	5	18	6690	8.64	166	77396	2571	4119	38.43	61.57
5	21	2013	3	17	6686	8.64	167	77396	2506	4180	37.48	62.52
12	5	2013	5	17	6685	8.64	168	77396	2438	4247	36.47	63.53
10	24	2013	5	18	6683	8.63	169	77396	2396	4287	35.85	64.15
11	21	2013	5	18	6681	8.63	170	77396	2431	4250	36.39	63.61
9	4	2013	4	18	6680	8.63	171	77396	2434	4246	36.44	63.56
8	9	2013	6	18	6678	8.63	172	77396	2447	4231	36.64	63.36
7	25	2013	5	18	6673	8.62	173	77396	2622	4051	39.29	60.71
8	7	2013	4	18	6672	8.62	174	77396	2537	4135	38.02	61.98
9	26	2013	5	18	6670	8.62	175	77396	2497	4173	37.44	62.56
6	7	2013	6	16	6668	8.62	176	77396	2778	3890	41.66	58.34

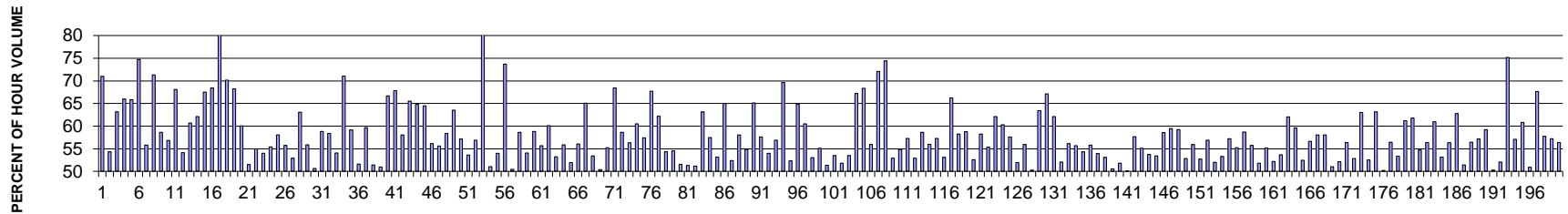
MO	DY	YR	DAY OF WK	HR	HR VOL	PERCENT OF AADT	HOUR NUMBER	AADT	EAST VOLUME	WEST VOLUME	PERCENT EAST IS OF TOTAL VOLUME	PERCENT WEST IS OF TOTAL VOLUME
6	10	2013	2	17	6668	8.62	177	77396	2465	4203	36.97	63.03
8	16	2013	6	18	6668	8.62	178	77396	2525	4143	37.87	62.13
6	14	2013	6	16	6666	8.61	179	77396	2686	3980	40.29	59.71
7	19	2013	6	18	6666	8.61	180	77396	2468	4198	37.02	62.98
10	30	2013	4	18	6665	8.61	181	77396	2452	4213	36.79	63.21
2	15	2013	6	18	6664	8.61	182	77396	2599	4065	39.00	61.00
9	3	2013	3	17	6664	8.61	183	77396	2502	4162	37.55	62.45
4	25	2013	5	17	6662	8.61	184	77396	2497	4165	37.48	62.52
9	16	2013	2	17	6660	8.61	185	77396	2310	4350	34.68	65.32
8	2	2013	6	17	6655	8.60	186	77396	2552	4103	38.35	61.65
10	23	2013	4	17	6653	8.60	187	77396	2338	4315	35.14	64.86
11	5	2013	3	18	6653	8.60	188	77396	2397	4256	36.03	63.97
5	29	2013	4	18	6652	8.59	189	77396	2314	4338	34.79	65.21
8	13	2013	3	18	6652	8.59	190	77396	2368	4284	35.60	64.40
9	9	2013	2	17	6652	8.59	191	77396	2481	4171	37.30	62.70
10	9	2013	4	18	6651	8.59	192	77396	2470	4181	37.14	62.86
5	7	2013	3	17	6650	8.59	193	77396	2450	4200	36.84	63.16
9	27	2013	6	18	6647	8.59	194	77396	2728	3919	41.04	58.96
9	11	2013	4	17	6645	8.59	195	77396	2462	4183	37.05	62.95
6	25	2013	3	17	6644	8.58	196	77396	2488	4156	37.45	62.55
10	29	2013	3	17	6642	8.58	197	77396	2430	4212	36.59	63.41
4	23	2013	3	18	6640	8.58	198	77396	2276	4364	34.28	65.72
12	2	2013	2	17	6640	8.58	199	77396	2297	4343	34.59	65.41
10	15	2013	3	18	6639	8.58	200	77396	2398	4241	36.12	63.88

**SR 005 MP 20.14 WOODLAND ADC SITE R045
K FOR PEAK 200 HOURS OF 2013**



AADT= 67911 K 30 FACTOR= 9.55 K 100 FACTOR= 8.99 K 200 FACTOR= 8.64 D 30 FACTOR= 50.63

**SR 005 MP 20.14 WOODLAND ADC SITE R045
D % IN THE PEAK 200 HOURS OF 2013**



MO	DY	YR	DAY OF WK	HR	HR VOL	PERCENT OF AADT	HOUR NUMBER	AADT	NORTH VOLUME	SOUTH VOLUME	PERCENT NORTH IS OF TOTAL VOLUME	PERCENT SOUTH IS OF TOTAL VOLUME
7	21	2013	1	14	7113	10.47	1	67911	4002	3111	56.26	43.74
8	4	2013	1	17	6910	10.18	2	67911	3081	3829	44.59	55.41
11	28	2013	5	12	6853	10.09	3	67911	3569	3284	52.08	47.92
8	18	2013	1	15	6833	10.06	4	67911	3243	3590	47.46	52.54
8	25	2013	1	16	6816	10.04	5	67911	3420	3396	50.18	49.82
8	25	2013	1	17	6791	10.00	6	67911	3315	3476	48.81	51.19
8	11	2013	1	13	6783	9.99	7	67911	3439	3344	50.70	49.30
8	11	2013	1	14	6771	9.97	8	67911	3328	3443	49.15	50.85
7	7	2013	1	15	6750	9.94	9	67911	3249	3501	48.13	51.87
8	11	2013	1	16	6734	9.92	10	67911	3156	3578	46.87	53.13
8	11	2013	1	15	6712	9.88	11	67911	3349	3363	49.90	50.10
8	18	2013	1	14	6680	9.84	12	67911	3340	3340	50.00	50.00

MO	DY	YR	DAY OF WK	HR	HR VOL	PERCENT OF AADT	HOUR NUMBER	AADT	NORTH VOLUME	SOUTH VOLUME	PERCENT NORTH IS OF TOTAL VOLUME	PERCENT SOUTH IS OF TOTAL VOLUME
11	30	2013	7	14	6675	9.83	13	67911	3393	3282	50.83	49.17
8	18	2013	1	16	6663	9.81	14	67911	3155	3508	47.35	52.65
8	25	2013	1	15	6662	9.81	15	67911	3344	3318	50.20	49.80
8	18	2013	1	13	6646	9.79	16	67911	3363	3283	50.60	49.40
7	28	2013	1	15	6624	9.75	17	67911	3017	3607	45.55	54.45
12	1	2013	1	14	6623	9.75	18	67911	3427	3196	51.74	48.26
7	7	2013	1	14	6617	9.74	19	67911	3154	3463	47.67	52.33
7	7	2013	1	16	6576	9.68	20	67911	3187	3389	48.46	51.54
7	28	2013	1	18	6573	9.68	21	67911	3012	3561	45.82	54.18
8	31	2013	7	12	6552	9.65	22	67911	3424	3128	52.26	47.74
8	30	2013	6	16	6535	9.62	23	67911	3322	3213	50.83	49.17
11	30	2013	7	15	6531	9.62	24	67911	3279	3252	50.21	49.79
8	4	2013	1	14	6522	9.60	25	67911	3319	3203	50.89	49.11
8	11	2013	1	17	6507	9.58	26	67911	3167	3340	48.67	51.33
8	25	2013	1	13	6502	9.57	27	67911	3223	3279	49.57	50.43
11	28	2013	5	11	6501	9.57	28	67911	3541	2960	54.47	45.53
11	30	2013	7	13	6491	9.56	29	67911	3295	3196	50.76	49.24
7	28	2013	1	16	6485	9.55	30	67911	2917	3568	44.98	55.02
12	1	2013	1	15	6482	9.54	31	67911	3450	3032	53.22	46.78
7	7	2013	1	17	6474	9.53	32	67911	2993	3481	46.23	53.77
7	28	2013	1	17	6457	9.51	33	67911	2931	3526	45.39	54.61
8	24	2013	7	12	6456	9.51	34	67911	3219	3237	49.86	50.14
12	1	2013	1	13	6454	9.50	35	67911	3410	3044	52.84	47.16
11	27	2013	4	17	6444	9.49	36	67911	3075	3369	47.72	52.28
8	16	2013	6	17	6438	9.48	37	67911	3267	3171	50.75	49.25
8	23	2013	6	16	6437	9.48	38	67911	3098	3339	48.13	51.87
11	27	2013	4	14	6424	9.46	39	67911	3220	3204	50.12	49.88
8	4	2013	1	15	6422	9.46	40	67911	3250	3172	50.61	49.39
12	1	2013	1	16	6406	9.43	41	67911	3215	3191	50.19	49.81
8	23	2013	6	17	6403	9.43	42	67911	3205	3198	50.05	49.95
8	30	2013	6	17	6403	9.43	43	67911	3161	3242	49.37	50.63
11	27	2013	4	16	6401	9.43	44	67911	3195	3206	49.91	50.09
9	2	2013	2	15	6395	9.42	45	67911	2915	3480	45.58	54.42
7	19	2013	6	15	6394	9.42	46	67911	3241	3153	50.69	49.31
7	14	2013	1	15	6383	9.40	47	67911	3094	3289	48.47	51.53
11	28	2013	5	13	6373	9.38	48	67911	3048	3325	47.83	52.17
3	15	2013	6	17	6372	9.38	49	67911	3294	3078	51.69	48.31
8	25	2013	1	14	6370	9.38	50	67911	3006	3364	47.19	52.81
9	2	2013	2	14	6363	9.37	51	67911	3009	3354	47.29	52.71
8	4	2013	1	18	6355	9.36	52	67911	2974	3381	46.80	53.20
11	30	2013	7	16	6351	9.35	53	67911	3212	3139	50.57	49.43

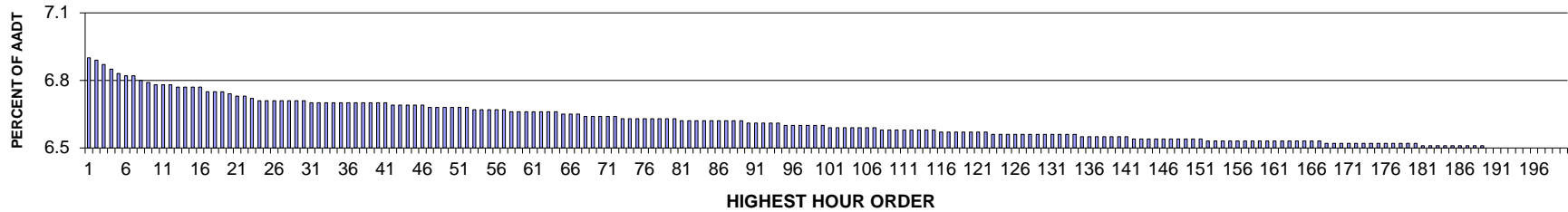
MO	DY	YR	DAY OF WK	HR	HR VOL	PERCENT OF AADT	HOUR NUMBER	AADT	NORTH VOLUME	SOUTH VOLUME	PERCENT NORTH IS OF TOTAL VOLUME	PERCENT SOUTH IS OF TOTAL VOLUME
7	28	2013	1	14	6340	9.34	54	67911	3019	3321	47.62	52.38
8	31	2013	7	11	6340	9.34	55	67911	3449	2891	54.40	45.60
8	16	2013	6	13	6330	9.32	56	67911	3101	3229	48.99	51.01
8	17	2013	7	12	6324	9.31	57	67911	3078	3246	48.67	51.33
7	19	2013	6	14	6314	9.30	58	67911	3231	3083	51.17	48.83
8	23	2013	6	15	6308	9.29	59	67911	3056	3252	48.45	51.55
11	27	2013	4	15	6306	9.29	60	67911	2969	3337	47.08	52.92
7	26	2013	6	17	6299	9.28	61	67911	3082	3217	48.93	51.07
7	21	2013	1	15	6283	9.25	62	67911	3131	3152	49.83	50.17
7	14	2013	1	13	6260	9.22	63	67911	3034	3226	48.47	51.53
7	7	2013	1	13	6254	9.21	64	67911	3102	3152	49.60	50.40
8	10	2013	7	12	6253	9.21	65	67911	3065	3188	49.02	50.98
6	23	2013	1	16	6252	9.21	66	67911	3245	3007	51.90	48.10
6	28	2013	6	16	6247	9.20	67	67911	3255	2992	52.11	47.89
8	16	2013	6	14	6245	9.20	68	67911	3185	3060	51.00	49.00
8	16	2013	6	16	6242	9.19	69	67911	3085	3157	49.42	50.58
8	11	2013	1	18	6238	9.19	70	67911	2852	3386	45.72	54.28
7	21	2013	1	16	6232	9.18	71	67911	3138	3094	50.35	49.65
8	16	2013	6	15	6231	9.18	72	67911	3048	3183	48.92	51.08
9	27	2013	6	17	6231	9.18	73	67911	2813	3418	45.15	54.85
8	4	2013	1	13	6227	9.17	74	67911	3217	3010	51.66	48.34
8	30	2013	6	18	6219	9.16	75	67911	3103	3116	49.90	50.10
8	17	2013	7	13	6209	9.14	76	67911	3194	3015	51.44	48.56
11	30	2013	7	12	6196	9.12	77	67911	3237	2959	52.24	47.76
7	19	2013	6	17	6192	9.12	78	67911	3010	3182	48.61	51.39
9	20	2013	6	17	6188	9.11	79	67911	3055	3133	49.37	50.63
8	30	2013	6	15	6184	9.11	80	67911	3141	3043	50.79	49.21
7	19	2013	6	16	6180	9.10	81	67911	3060	3120	49.51	50.49
8	9	2013	6	16	6175	9.09	82	67911	2813	3362	45.55	54.45
9	20	2013	6	16	6170	9.09	83	67911	2998	3172	48.59	51.41
3	29	2013	6	16	6169	9.08	84	67911	2851	3318	46.21	53.79
6	16	2013	1	14	6167	9.08	85	67911	3113	3054	50.48	49.52
7	14	2013	1	17	6165	9.08	86	67911	3037	3128	49.26	50.74
7	26	2013	6	15	6160	9.07	87	67911	3084	3076	50.06	49.94
7	19	2013	6	13	6153	9.06	88	67911	3184	2969	51.75	48.25
8	18	2013	1	19	6150	9.06	89	67911	2809	3341	45.67	54.33
7	28	2013	1	13	6146	9.05	90	67911	3103	3043	50.49	49.51
10	25	2013	6	17	6144	9.05	91	67911	2950	3194	48.01	51.99
7	14	2013	1	18	6131	9.03	92	67911	3071	3060	50.09	49.91
8	2	2013	6	17	6129	9.03	93	67911	3142	2987	51.26	48.74
6	14	2013	6	17	6124	9.02	94	67911	3093	3031	50.51	49.49

MO	DY	YR	DAY OF WK	HR	HR VOL	PERCENT OF AADT	HOUR NUMBER	AADT	NORTH VOLUME	SOUTH VOLUME	PERCENT NORTH IS OF TOTAL VOLUME	PERCENT SOUTH IS OF TOTAL VOLUME
7	14	2013	1	14	6122	9.01	95	67911	3084	3038	50.38	49.62
8	2	2013	6	15	6119	9.01	96	67911	3016	3103	49.29	50.71
6	23	2013	1	14	6113	9.00	97	67911	3083	3030	50.43	49.57
5	27	2013	2	16	6110	9.00	98	67911	2924	3186	47.86	52.14
5	24	2013	6	16	6108	8.99	99	67911	3179	2929	52.05	47.95
8	2	2013	6	16	6107	8.99	100	67911	3111	2996	50.94	49.06
8	23	2013	6	14	6107	8.99	101	67911	3036	3071	49.71	50.29
6	23	2013	1	15	6103	8.99	102	67911	3106	2997	50.89	49.11
8	9	2013	6	18	6103	8.99	103	67911	3022	3081	49.52	50.48
12	1	2013	1	17	6103	8.99	104	67911	2955	3148	48.42	51.58
8	9	2013	6	15	6102	8.99	105	67911	3003	3099	49.21	50.79
6	30	2013	1	16	6093	8.97	106	67911	3213	2880	52.73	47.27
7	27	2013	7	12	6093	8.97	107	67911	2969	3124	48.73	51.27
7	21	2013	1	19	6092	8.97	108	67911	2866	3226	47.05	52.95
8	25	2013	1	18	6091	8.97	109	67911	2889	3202	47.43	52.57
7	12	2013	6	15	6081	8.95	110	67911	3020	3061	49.66	50.34
8	23	2013	6	13	6081	8.95	111	67911	3039	3042	49.98	50.02
12	27	2013	6	14	6077	8.95	112	67911	2979	3098	49.02	50.98
6	21	2013	6	16	6072	8.94	113	67911	3056	3016	50.33	49.67
8	31	2013	7	13	6071	8.94	114	67911	3096	2975	51.00	49.00
3	29	2013	6	17	6070	8.94	115	67911	2810	3260	46.29	53.71
7	12	2013	6	17	6070	8.94	116	67911	3071	2999	50.59	49.41
7	14	2013	1	16	6069	8.94	117	67911	2986	3083	49.20	50.80
9	6	2013	6	17	6068	8.94	118	67911	3088	2980	50.89	49.11
7	12	2013	6	16	6067	8.93	119	67911	2918	3149	48.10	51.90
5	24	2013	6	17	6061	8.92	120	67911	3187	2874	52.58	47.42
8	3	2013	7	12	6060	8.92	121	67911	2930	3130	48.35	51.65
8	6	2013	3	16	6058	8.92	122	67911	2334	3724	38.53	61.47
8	10	2013	7	13	6058	8.92	123	67911	2876	3182	47.47	52.53
6	14	2013	6	16	6056	8.92	124	67911	2896	3160	47.82	52.18
6	21	2013	6	15	6045	8.90	125	67911	3061	2984	50.64	49.36
9	13	2013	6	16	6043	8.90	126	67911	2823	3220	46.72	53.28
9	6	2013	6	16	6041	8.90	127	67911	2978	3063	49.30	50.70
8	30	2013	6	13	6039	8.89	128	67911	2981	3058	49.36	50.64
8	23	2013	6	18	6038	8.89	129	67911	3110	2928	51.51	48.49
8	24	2013	7	13	6036	8.89	130	67911	2910	3126	48.21	51.79
7	26	2013	6	16	6032	8.88	131	67911	3116	2916	51.66	48.34
8	18	2013	1	18	6029	8.88	132	67911	2851	3178	47.29	52.71
8	30	2013	6	14	6029	8.88	133	67911	3023	3006	50.14	49.86
12	27	2013	6	16	6029	8.88	134	67911	2869	3160	47.59	52.41
6	16	2013	1	16	6024	8.87	135	67911	2957	3067	49.09	50.91

MO	DY	YR	DAY OF WK	HR	HR VOL	PERCENT OF AADT	HOUR NUMBER	AADT	NORTH VOLUME	SOUTH VOLUME	PERCENT NORTH IS OF TOTAL VOLUME	PERCENT SOUTH IS OF TOTAL VOLUME
6	14	2013	6	15	6021	8.87	136	67911	2931	3090	48.68	51.32
10	18	2013	6	16	6017	8.86	137	67911	2901	3116	48.21	51.79
7	26	2013	6	18	6015	8.86	138	67911	3112	2903	51.74	48.26
12	26	2013	5	14	6014	8.86	139	67911	2891	3123	48.07	51.93
6	16	2013	1	18	6012	8.85	140	67911	2919	3093	48.55	51.45
6	30	2013	1	17	6012	8.85	141	67911	3048	2964	50.70	49.30
6	16	2013	1	15	6011	8.85	142	67911	2949	3062	49.06	50.94
8	18	2013	1	17	6011	8.85	143	67911	3159	2852	52.55	47.45
5	10	2013	6	16	6009	8.85	144	67911	2900	3109	48.26	51.74
3	1	2013	6	17	6008	8.85	145	67911	2898	3110	48.24	51.76
11	29	2013	6	13	6006	8.84	146	67911	2886	3120	48.05	51.95
9	13	2013	6	17	6005	8.84	147	67911	2825	3180	47.04	52.96
7	26	2013	6	14	6000	8.84	148	67911	2976	3024	49.60	50.40
12	28	2013	7	14	6000	8.84	149	67911	2831	3169	47.18	52.82
12	27	2013	6	15	5991	8.82	150	67911	2887	3104	48.19	51.81
6	21	2013	6	17	5986	8.81	151	67911	3006	2980	50.22	49.78
8	9	2013	6	17	5982	8.81	152	67911	2756	3226	46.07	53.93
8	3	2013	7	13	5981	8.81	153	67911	2841	3140	47.50	52.50
5	10	2013	6	17	5979	8.80	154	67911	2862	3117	47.87	52.13
8	2	2013	6	13	5973	8.80	155	67911	2921	3052	48.90	51.10
6	21	2013	6	14	5971	8.79	156	67911	2957	3014	49.52	50.48
10	18	2013	6	17	5970	8.79	157	67911	2948	3022	49.38	50.62
7	7	2013	1	18	5969	8.79	158	67911	2876	3093	48.18	51.82
9	27	2013	6	16	5969	8.79	159	67911	2733	3236	45.79	54.21
2	15	2013	6	17	5963	8.78	160	67911	2863	3100	48.01	51.99
7	21	2013	1	18	5962	8.78	161	67911	2928	3034	49.11	50.89
6	23	2013	1	17	5960	8.78	162	67911	3154	2806	52.92	47.08
8	2	2013	6	18	5958	8.77	163	67911	3144	2814	52.77	47.23
8	16	2013	6	12	5958	8.77	164	67911	3110	2848	52.20	47.80
7	26	2013	6	13	5957	8.77	165	67911	2946	3011	49.45	50.55
6	28	2013	6	17	5955	8.77	166	67911	3044	2911	51.12	48.88
7	12	2013	6	18	5954	8.77	167	67911	2950	3004	49.55	50.45
12	28	2013	7	13	5951	8.76	168	67911	2816	3135	47.32	52.68
6	7	2013	6	17	5950	8.76	169	67911	2981	2969	50.10	49.90
12	26	2013	5	16	5949	8.76	170	67911	2650	3299	44.55	55.45
8	17	2013	7	11	5945	8.75	171	67911	3175	2770	53.41	46.59
9	2	2013	2	13	5941	8.75	172	67911	2805	3136	47.21	52.79
9	20	2013	6	18	5937	8.74	173	67911	3093	2844	52.10	47.90
3	31	2013	1	17	5936	8.74	174	67911	3003	2933	50.59	49.41
8	16	2013	6	18	5934	8.74	175	67911	2868	3066	48.33	51.67
11	29	2013	6	14	5933	8.74	176	67911	2739	3194	46.17	53.83

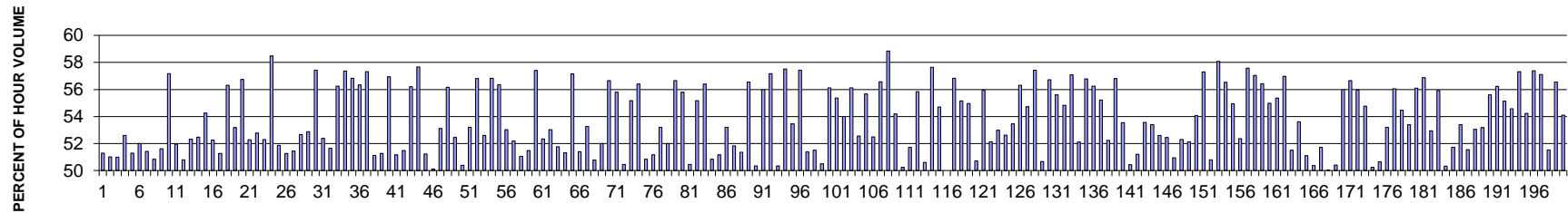
MO	DY	YR	DAY OF WK	HR	HR VOL	PERCENT OF AADT	HOUR NUMBER	AADT	NORTH VOLUME	SOUTH VOLUME	PERCENT NORTH IS OF TOTAL VOLUME	PERCENT SOUTH IS OF TOTAL VOLUME
12	27	2013	6	17	5925	8.72	177	67911	2791	3134	47.11	52.89
6	30	2013	1	15	5922	8.72	178	67911	3021	2901	51.01	48.99
11	27	2013	4	13	5920	8.72	179	67911	2841	3079	47.99	52.01
12	26	2013	5	13	5911	8.70	180	67911	2874	3037	48.62	51.38
8	30	2013	6	12	5910	8.70	181	67911	2998	2912	50.73	49.27
7	5	2013	6	13	5907	8.70	182	67911	2839	3068	48.06	51.94
12	27	2013	6	13	5895	8.68	183	67911	2759	3136	46.80	53.20
8	24	2013	7	11	5893	8.68	184	67911	3052	2841	51.79	48.21
8	9	2013	6	12	5891	8.67	185	67911	3063	2828	51.99	48.01
7	27	2013	7	13	5890	8.67	186	67911	2854	3036	48.46	51.54
8	2	2013	6	14	5888	8.67	187	67911	2824	3064	47.96	52.04
12	26	2013	5	15	5887	8.67	188	67911	2586	3301	43.93	56.07
6	7	2013	6	16	5884	8.66	189	67911	2854	3030	48.50	51.50
7	20	2013	7	12	5883	8.66	190	67911	2913	2970	49.52	50.48
5	3	2013	6	16	5882	8.66	191	67911	2836	3046	48.21	51.79
6	30	2013	1	14	5881	8.66	192	67911	3112	2769	52.92	47.08
11	22	2013	6	17	5881	8.66	193	67911	2644	3237	44.96	55.04
11	27	2013	4	18	5881	8.66	194	67911	2898	2983	49.28	50.72
5	17	2013	6	16	5876	8.65	195	67911	2778	3098	47.28	52.72
6	14	2013	6	14	5876	8.65	196	67911	2987	2889	50.83	49.17
8	9	2013	6	13	5876	8.65	197	67911	3016	2860	51.33	48.67
7	5	2013	6	14	5870	8.64	198	67911	2759	3111	47.00	53.00
7	19	2013	6	12	5866	8.64	199	67911	3137	2729	53.48	46.52
11	30	2013	7	17	5865	8.64	200	67911	3056	2809	52.11	47.89

SR 005 MP 168.84 N/O SR 520 I/C SEATTLE ADC SITE R046
K FOR PEAK 200 HOURS OF 2013



AADT= 204459 K 30 FACTOR= 6.71 K 100 FACTOR= 6.60 K 200 FACTOR= 6.50 D 30 FACTOR= 57.44

SR 005 MP 168.84 N/O SR 520 I/C SEATTLE ADC SITE R046
D % IN THE PEAK 200 HOURS OF 2013



MO	DY	YR	DAY OF WK	HR	HR VOL	PERCENT OF AADT	HOUR NUMBER	AADT	NORTH VOLUME	SOUTH VOLUME	PERCENT NORTH IS OF TOTAL VOLUME	PERCENT SOUTH IS OF TOTAL VOLUME
2	23	2013	7	14	14114	6.90	1	204459	7239	6875	51.29	48.71
	24	2013	1	14	14093	6.89	2	204459	7190	6903	51.02	48.98
3	24	2013	1	14	14055	6.87	3	204459	7165	6890	50.98	49.02
2	9	2013	7	13	14002	6.85	4	204459	7367	6635	52.61	47.39
5	11	2013	7	12	13960	6.83	5	204459	7161	6799	51.30	48.70
4	27	2013	7	14	13952	6.82	6	204459	7256	6696	52.01	47.99
2	9	2013	7	14	13937	6.82	7	204459	7166	6771	51.42	48.58
5	18	2013	7	14	13895	6.80	8	204459	7065	6830	50.85	49.15
3	23	2013	7	13	13877	6.79	9	204459	7164	6713	51.62	48.38
5	9	2013	5	8	13870	6.78	10	204459	5941	7929	42.83	57.17
10	27	2013	1	14	13865	6.78	11	204459	7204	6661	51.96	48.04
5	11	2013	7	13	13857	6.78	12	204459	7040	6817	50.80	49.20

MO	DY	YR	DAY OF WK	HR	HR VOL	PERCENT OF AADT	HOUR NUMBER	AADT	NORTH VOLUME	SOUTH VOLUME	PERCENT NORTH IS OF TOTAL VOLUME	PERCENT SOUTH IS OF TOTAL VOLUME
11	16	2013	7	14	13844	6.77	13	204459	7244	6600	52.33	47.67
2	3	2013	1	15	13840	6.77	14	204459	6577	7263	47.52	52.48
3	23	2013	7	12	13838	6.77	15	204459	7509	6329	54.26	45.74
2	23	2013	7	13	13834	6.77	16	204459	7230	6604	52.26	47.74
11	10	2013	1	14	13801	6.75	17	204459	7074	6727	51.26	48.74
10	9	2013	4	8	13796	6.75	18	204459	6027	7769	43.69	56.31
5	19	2013	1	13	13794	6.75	19	204459	7335	6459	53.18	46.82
5	2	2013	5	8	13784	6.74	20	204459	5962	7822	43.25	56.75
2	26	2013	3	16	13765	6.73	21	204459	7195	6570	52.27	47.73
3	29	2013	6	12	13762	6.73	22	204459	6499	7263	47.22	52.78
11	9	2013	7	14	13737	6.72	23	204459	7186	6551	52.31	47.69
4	9	2013	3	8	13728	6.71	24	204459	5700	8028	41.52	58.48
12	8	2013	1	14	13725	6.71	25	204459	7120	6605	51.88	48.12
12	14	2013	7	14	13722	6.71	26	204459	7035	6687	51.27	48.73
1	5	2013	7	14	13713	6.71	27	204459	7054	6659	51.44	48.56
2	24	2013	1	16	13711	6.71	28	204459	6489	7222	47.33	52.67
2	11	2013	2	16	13709	6.71	29	204459	7251	6458	52.89	47.11
5	16	2013	5	8	13709	6.71	30	204459	5834	7875	42.56	57.44
5	18	2013	7	13	13708	6.70	31	204459	7181	6527	52.39	47.61
10	19	2013	7	11	13708	6.70	32	204459	6626	7082	48.34	51.66
6	5	2013	4	8	13702	6.70	33	204459	5994	7708	43.75	56.25
3	8	2013	6	8	13698	6.70	34	204459	5839	7859	42.63	57.37
2	27	2013	4	8	13697	6.70	35	204459	5914	7783	43.18	56.82
3	6	2013	4	8	13696	6.70	36	204459	5981	7715	43.67	56.33
3	26	2013	3	8	13696	6.70	37	204459	5844	7852	42.67	57.33
4	28	2013	1	14	13696	6.70	38	204459	7000	6696	51.11	48.89
2	24	2013	1	17	13693	6.70	39	204459	6671	7022	48.72	51.28
3	5	2013	3	8	13691	6.70	40	204459	5896	7795	43.06	56.94
3	9	2013	7	14	13691	6.70	41	204459	7006	6685	51.17	48.83
3	2	2013	7	14	13685	6.69	42	204459	7046	6639	51.49	48.51
5	15	2013	4	8	13680	6.69	43	204459	5991	7689	43.79	56.21
4	25	2013	5	8	13674	6.69	44	204459	5788	7886	42.33	57.67
2	10	2013	1	14	13670	6.69	45	204459	7002	6668	51.22	48.78
3	23	2013	7	14	13670	6.69	46	204459	6851	6819	50.12	49.88
4	1	2013	2	16	13662	6.68	47	204459	7257	6405	53.12	46.88
5	14	2013	3	8	13655	6.68	48	204459	5985	7670	43.83	56.17
3	3	2013	1	14	13653	6.68	49	204459	7159	6494	52.44	47.56
5	19	2013	1	15	13649	6.68	50	204459	6879	6770	50.40	49.60
11	9	2013	7	13	13649	6.68	51	204459	7262	6387	53.21	46.79
10	15	2013	3	8	13648	6.68	52	204459	5895	7753	43.19	56.81
4	28	2013	1	17	13646	6.67	53	204459	6467	7179	47.39	52.61

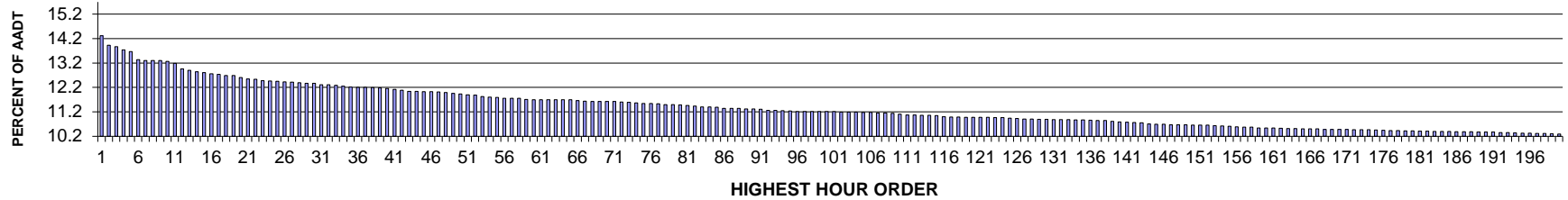
MO	DY	YR	DAY OF WK	HR	HR VOL	PERCENT OF AADT	HOUR NUMBER	AADT	NORTH VOLUME	SOUTH VOLUME	PERCENT NORTH IS OF TOTAL VOLUME	PERCENT SOUTH IS OF TOTAL VOLUME
3	21	2013	5	8	13645	6.67	54	204459	5890	7755	43.17	56.83
9	4	2013	4	8	13645	6.67	55	204459	5955	7690	43.64	56.36
3	2	2013	7	13	13632	6.67	56	204459	7230	6402	53.04	46.96
12	31	2013	3	16	13632	6.67	57	204459	7116	6516	52.20	47.80
3	16	2013	7	14	13626	6.66	58	204459	6956	6670	51.05	48.95
9	7	2013	7	14	13626	6.66	59	204459	7014	6612	51.48	48.52
3	19	2013	3	8	13625	6.66	60	204459	5804	7821	42.60	57.40
5	12	2013	1	13	13625	6.66	61	204459	7133	6492	52.35	47.65
4	2	2013	3	16	13622	6.66	62	204459	7224	6398	53.03	46.97
5	19	2013	1	14	13618	6.66	63	204459	7048	6570	51.76	48.24
10	20	2013	1	14	13611	6.66	64	204459	6985	6626	51.32	48.68
4	26	2013	6	8	13597	6.65	65	204459	5826	7771	42.85	57.15
2	16	2013	7	14	13593	6.65	66	204459	6987	6606	51.40	48.60
2	12	2013	3	16	13591	6.65	67	204459	7238	6353	53.26	46.74
3	23	2013	7	15	13576	6.64	68	204459	6683	6893	49.23	50.77
12	15	2013	1	14	13576	6.64	69	204459	7060	6516	52.00	48.00
5	20	2013	2	8	13569	6.64	70	204459	5882	7687	43.35	56.65
9	12	2013	5	8	13569	6.64	71	204459	5998	7571	44.20	55.80
3	30	2013	7	14	13566	6.64	72	204459	6845	6721	50.46	49.54
3	19	2013	3	9	13561	6.63	73	204459	6079	7482	44.83	55.17
5	1	2013	4	8	13560	6.63	74	204459	5914	7646	43.61	56.39
2	2	2013	7	14	13557	6.63	75	204459	6893	6664	50.84	49.16
6	15	2013	7	12	13552	6.63	76	204459	6935	6617	51.17	48.83
11	9	2013	7	12	13552	6.63	77	204459	7211	6341	53.21	46.79
3	17	2013	1	14	13551	6.63	78	204459	7024	6527	51.83	48.17
3	27	2013	4	15	13549	6.63	79	204459	6591	6958	48.65	51.35
2	7	2013	5	8	13546	6.63	80	204459	5885	7661	43.44	56.56
2	18	2013	2	16	13542	6.62	81	204459	6724	6818	49.65	50.35
3	4	2013	2	8	13538	6.62	82	204459	5957	7581	44.00	56.00
3	29	2013	6	8	13533	6.62	83	204459	5795	7738	42.82	57.18
10	26	2013	7	14	13533	6.62	84	204459	6813	6720	50.34	49.66
6	11	2013	3	8	13532	6.62	85	204459	5749	7783	42.48	57.52
10	26	2013	7	13	13529	6.62	86	204459	7233	6296	53.46	46.54
3	27	2013	4	8	13528	6.62	87	204459	5760	7768	42.58	57.42
6	15	2013	7	13	13528	6.62	88	204459	6951	6577	51.38	48.62
5	11	2013	7	14	13525	6.62	89	204459	6967	6558	51.51	48.49
1	12	2013	7	14	13516	6.61	90	204459	6824	6692	50.49	49.51
2	13	2013	4	8	13515	6.61	91	204459	5930	7585	43.88	56.12
9	18	2013	4	8	13514	6.61	92	204459	6033	7481	44.64	55.36
12	14	2013	7	13	13514	6.61	93	204459	7296	6218	53.99	46.01
6	6	2013	5	8	13507	6.61	94	204459	5926	7581	43.87	56.13

MO	DY	YR	DAY OF WK	HR	HR VOL	PERCENT OF AADT	HOUR NUMBER	AADT	NORTH VOLUME	SOUTH VOLUME	PERCENT NORTH IS OF TOTAL VOLUME	PERCENT SOUTH IS OF TOTAL VOLUME
4	20	2013	7	11	13502	6.60	95	204459	6405	7097	47.44	52.56
10	3	2013	5	8	13500	6.60	96	204459	5984	7516	44.33	55.67
2	24	2013	1	15	13499	6.60	97	204459	6413	7086	47.51	52.49
5	8	2013	4	8	13497	6.60	98	204459	5862	7635	43.43	56.57
2	26	2013	3	8	13496	6.60	99	204459	5555	7941	41.16	58.84
4	11	2013	5	16	13485	6.60	100	204459	7306	6179	54.18	45.82
6	15	2013	7	14	13484	6.59	101	204459	6773	6711	50.23	49.77
7	28	2013	1	13	13482	6.59	102	204459	6973	6509	51.72	48.28
4	24	2013	4	8	13480	6.59	103	204459	5952	7528	44.15	55.85
3	21	2013	5	15	13477	6.59	104	204459	6656	6821	49.39	50.61
4	2	2013	3	8	13474	6.59	105	204459	5707	7767	42.36	57.64
3	5	2013	3	16	13470	6.59	106	204459	7370	6100	54.71	45.29
8	17	2013	7	11	13469	6.59	107	204459	6734	6735	50.00	50.00
4	17	2013	4	8	13461	6.58	108	204459	5813	7648	43.18	56.82
3	24	2013	1	13	13454	6.58	109	204459	7420	6034	55.15	44.85
6	6	2013	5	9	13452	6.58	110	204459	6058	7394	45.03	54.97
5	18	2013	7	15	13450	6.58	111	204459	6628	6822	49.28	50.72
10	10	2013	5	8	13450	6.58	112	204459	5923	7527	44.04	55.96
10	12	2013	7	14	13450	6.58	113	204459	7011	6439	52.13	47.87
11	16	2013	7	13	13449	6.58	114	204459	7126	6323	52.99	47.01
12	24	2013	3	13	13445	6.58	115	204459	6369	7076	47.37	52.63
2	24	2013	1	13	13442	6.57	116	204459	7185	6257	53.45	46.55
4	30	2013	3	8	13442	6.57	117	204459	5873	7569	43.69	56.31
5	16	2013	5	9	13438	6.57	118	204459	6083	7355	45.27	54.73
9	9	2013	2	8	13433	6.57	119	204459	5717	7716	42.56	57.44
10	5	2013	7	12	13432	6.57	120	204459	6805	6627	50.66	49.34
5	13	2013	2	8	13424	6.57	121	204459	5809	7615	43.27	56.73
9	24	2013	3	8	13423	6.57	122	204459	5960	7463	44.40	55.60
5	15	2013	4	9	13422	6.56	123	204459	6063	7359	45.17	54.83
4	11	2013	5	8	13421	6.56	124	204459	5760	7661	42.92	57.08
6	14	2013	6	12	13417	6.56	125	204459	6426	6991	47.89	52.11
2	20	2013	4	8	13416	6.56	126	204459	5797	7619	43.21	56.79
6	4	2013	3	8	13415	6.56	127	204459	5871	7544	43.76	56.24
11	13	2013	4	8	13413	6.56	128	204459	6007	7406	44.78	55.22
4	9	2013	3	15	13410	6.56	129	204459	6405	7005	47.76	52.24
5	6	2013	2	8	13407	6.56	130	204459	5791	7616	43.19	56.81
5	10	2013	6	12	13407	6.56	131	204459	6228	7179	46.45	53.55
10	5	2013	7	11	13407	6.56	132	204459	6762	6645	50.44	49.56
1	21	2013	2	16	13404	6.56	133	204459	6864	6540	51.21	48.79
2	13	2013	4	16	13403	6.56	134	204459	7179	6224	53.56	46.44
5	12	2013	1	12	13401	6.55	135	204459	7155	6246	53.39	46.61

MO	DY	YR	DAY OF WK	HR	HR VOL	PERCENT OF AADT	HOUR NUMBER	AADT	NORTH VOLUME	SOUTH VOLUME	PERCENT NORTH IS OF TOTAL VOLUME	PERCENT SOUTH IS OF TOTAL VOLUME
3	11	2013	2	16	13392	6.55	136	204459	7043	6349	52.59	47.41
3	16	2013	7	13	13391	6.55	137	204459	7022	6369	52.44	47.56
12	14	2013	7	15	13391	6.55	138	204459	6822	6569	50.94	49.06
5	24	2013	6	12	13387	6.55	139	204459	6385	7002	47.70	52.30
8	22	2013	5	12	13384	6.55	140	204459	6407	6977	47.87	52.13
1	19	2013	7	14	13382	6.55	141	204459	7236	6146	54.07	45.93
5	10	2013	6	8	13379	6.54	142	204459	5713	7666	42.70	57.30
10	13	2013	1	17	13377	6.54	143	204459	6794	6583	50.79	49.21
4	16	2013	3	8	13374	6.54	144	204459	5608	7766	41.93	58.07
5	7	2013	3	8	13374	6.54	145	204459	5815	7559	43.48	56.52
2	8	2013	6	12	13373	6.54	146	204459	6024	7349	45.05	54.95
2	3	2013	1	14	13372	6.54	147	204459	7003	6369	52.37	47.63
5	31	2013	6	8	13371	6.54	148	204459	5672	7699	42.42	57.58
4	22	2013	2	8	13368	6.54	149	204459	5741	7627	42.95	57.05
6	3	2013	2	8	13368	6.54	150	204459	5825	7543	43.57	56.43
4	2	2013	3	9	13367	6.54	151	204459	6018	7349	45.02	54.98
4	23	2013	3	9	13361	6.53	152	204459	5962	7399	44.62	55.38
6	12	2013	4	8	13360	6.53	153	204459	5748	7612	43.02	56.98
3	23	2013	7	16	13356	6.53	154	204459	6476	6880	48.49	51.51
1	24	2013	5	16	13353	6.53	155	204459	7160	6193	53.62	46.38
10	19	2013	7	14	13352	6.53	156	204459	6823	6529	51.10	48.90
5	12	2013	1	14	13350	6.53	157	204459	6724	6626	50.37	49.63
7	31	2013	4	12	13350	6.53	158	204459	6444	6906	48.27	51.73
5	12	2013	1	17	13349	6.53	159	204459	6679	6670	50.03	49.97
6	9	2013	1	17	13349	6.53	160	204459	6618	6731	49.58	50.42
10	23	2013	4	8	13349	6.53	161	204459	5874	7475	44.00	56.00
3	13	2013	4	8	13348	6.53	162	204459	5787	7561	43.35	56.65
9	26	2013	5	8	13347	6.53	163	204459	5876	7471	44.02	55.98
9	11	2013	4	8	13345	6.53	164	204459	6036	7309	45.23	54.77
5	19	2013	1	17	13343	6.53	165	204459	6639	6704	49.76	50.24
7	20	2013	7	12	13343	6.53	166	204459	6757	6586	50.64	49.36
2	5	2013	3	16	13341	6.53	167	204459	7097	6244	53.20	46.80
2	8	2013	6	16	13340	6.52	168	204459	7479	5861	56.06	43.94
4	9	2013	3	9	13339	6.52	169	204459	6075	7264	45.54	54.46
4	9	2013	3	16	13339	6.52	170	204459	7122	6217	53.39	46.61
10	22	2013	3	8	13339	6.52	171	204459	5855	7484	43.89	56.11
11	15	2013	6	8	13336	6.52	172	204459	5751	7585	43.12	56.88
5	3	2013	6	12	13335	6.52	173	204459	6276	7059	47.06	52.94
5	23	2013	5	8	13334	6.52	174	204459	5876	7458	44.07	55.93
4	1	2013	2	15	13332	6.52	175	204459	6624	6708	49.68	50.32
2	17	2013	1	14	13331	6.52	176	204459	6895	6436	51.72	48.28

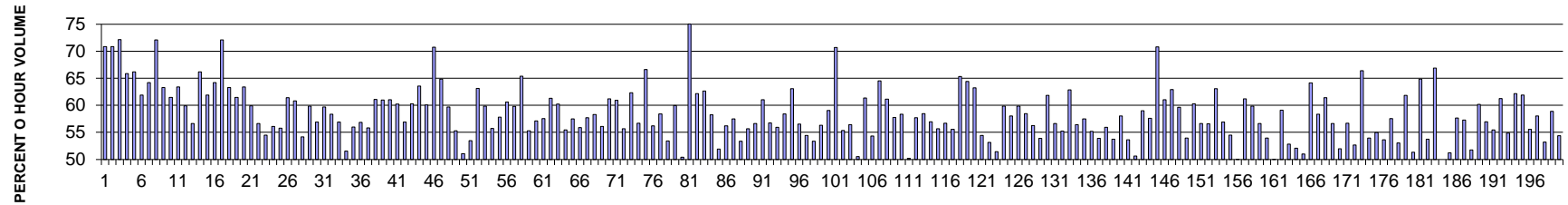
MO	DY	YR	DAY OF WK	HR	HR VOL	PERCENT OF AADT	HOUR NUMBER	AADT	NORTH VOLUME	SOUTH VOLUME	PERCENT NORTH IS OF TOTAL VOLUME	PERCENT SOUTH IS OF TOTAL VOLUME
6	13	2013	5	12	13324	6.52	177	204459	6209	7115	46.60	53.40
10	13	2013	1	18	13324	6.52	178	204459	6456	6868	48.45	51.55
12	9	2013	2	16	13324	6.52	179	204459	7068	6256	53.05	46.95
3	20	2013	4	12	13321	6.52	180	204459	6235	7086	46.81	53.19
1	31	2013	5	9	13318	6.51	181	204459	5912	7406	44.39	55.61
9	10	2013	3	8	13318	6.51	182	204459	5831	7487	43.78	56.22
10	8	2013	3	8	13318	6.51	183	204459	5975	7343	44.86	55.14
5	2	2013	5	9	13317	6.51	184	204459	6049	7268	45.42	54.58
8	15	2013	5	8	13306	6.51	185	204459	5678	7628	42.67	57.33
10	19	2013	7	10	13306	6.51	186	204459	6090	7216	45.77	54.23
6	13	2013	5	8	13304	6.51	187	204459	5669	7635	42.61	57.39
3	14	2013	5	8	13302	6.51	188	204459	5706	7596	42.90	57.10
6	16	2013	1	14	13302	6.51	189	204459	6855	6447	51.53	48.47
10	7	2013	2	8	13300	6.50	190	204459	5779	7521	43.45	56.55
1	6	2013	1	14	13296	6.50	191	204459	7194	6102	54.11	45.89
8	14	2013	4	8	13296	6.50	192	204459	5727	7569	43.07	56.93
2	10	2013	1	17	13294	6.50	193	204459	6578	6716	49.48	50.52

**SR 002 MP 104.84 DRYDEN ADC SITE R047E
K FOR PEAK 200 HOURS OF 2013**



AADT= 15260 K 30 FACTOR= 12.37 K 100 FACTOR= 11.21 K 200 FACTOR= 10.29 D 30 FACTOR= 56.90

**SR 002 MP 104.84 DRYDEN ADC SITE R047E
D % IN THE PEAK 200 HOURS OF 2013**



MO	DY	YR	DAY OF WK	HR	HR VOL	PERCENT OF AADT	HOUR NUMBER	AADT	EAST VOLUME	WEST VOLUME	PERCENT EAST IS OF TOTAL VOLUME	PERCENT WEST IS OF TOTAL VOLUME
5	27	2013	2	13	2185	14.32	1	15260	637	1548	29.15	70.85
5	27	2013	2	12	2126	13.93	2	15260	620	1506	29.16	70.84
5	27	2013	2	14	2116	13.87	3	15260	589	1527	27.84	72.16
7	7	2013	1	13	2096	13.74	4	15260	715	1381	34.11	65.89
7	7	2013	1	12	2086	13.67	5	15260	705	1381	33.80	66.20
6	23	2013	1	13	2035	13.34	6	15260	776	1259	38.13	61.87
5	24	2013	6	16	2030	13.30	7	15260	1303	727	64.19	35.81
5	27	2013	2	15	2030	13.30	8	15260	567	1463	27.93	72.07
6	21	2013	6	17	2030	13.30	9	15260	1285	745	63.30	36.70
7	21	2013	1	13	2023	13.26	10	15260	779	1244	38.51	61.49
7	7	2013	1	14	2011	13.18	11	15260	736	1275	36.60	63.40
7	21	2013	1	12	1977	12.96	12	15260	793	1184	40.11	59.89

MO	DY	YR	DAY OF WK	HR	HR VOL	PERCENT OF AADT	HOUR NUMBER	AADT	EAST VOLUME	WEST VOLUME	PERCENT EAST IS OF TOTAL VOLUME	PERCENT WEST IS OF TOTAL VOLUME
7	28	2013	1	14	1968	12.90	13	15260	853	1115	43.34	56.66
7	6	2013	7	13	1960	12.84	14	15260	892	1068	45.51	54.49
10	11	2013	6	17	1953	12.80	15	15260	1096	857	56.12	43.88
10	4	2013	6	17	1947	12.76	16	15260	1086	861	55.78	44.22
6	23	2013	1	14	1944	12.74	17	15260	750	1194	38.58	61.42
7	7	2013	1	15	1937	12.69	18	15260	759	1178	39.18	60.82
7	5	2013	6	16	1936	12.69	19	15260	1049	887	54.18	45.82
7	14	2013	1	14	1925	12.61	20	15260	773	1152	40.16	59.84
6	21	2013	6	15	1914	12.54	21	15260	1089	825	56.90	43.10
7	28	2013	1	13	1912	12.53	22	15260	771	1141	40.32	59.68
7	26	2013	6	16	1904	12.48	23	15260	1111	793	58.35	41.65
7	26	2013	6	17	1902	12.46	24	15260	1082	820	56.89	43.11
7	5	2013	6	13	1900	12.45	25	15260	979	921	51.53	48.47
7	19	2013	6	15	1897	12.43	26	15260	1062	835	55.98	44.02
7	28	2013	1	15	1895	12.42	27	15260	818	1077	43.17	56.83
9	20	2013	6	17	1891	12.39	28	15260	1056	835	55.84	44.16
10	11	2013	6	16	1888	12.37	29	15260	1153	735	61.07	38.93
7	21	2013	1	14	1887	12.37	30	15260	736	1151	39.00	61.00
5	24	2013	6	17	1878	12.31	31	15260	1146	732	61.02	38.98
6	23	2013	1	15	1878	12.31	32	15260	747	1131	39.78	60.22
10	18	2013	6	16	1876	12.29	33	15260	1068	808	56.93	43.07
7	19	2013	6	16	1870	12.25	34	15260	1127	743	60.27	39.73
6	16	2013	1	13	1865	12.22	35	15260	680	1185	36.46	63.54
7	14	2013	1	13	1861	12.20	36	15260	743	1118	39.92	60.08
9	2	2013	2	12	1861	12.20	37	15260	544	1317	29.23	70.77
9	2	2013	2	13	1860	12.19	38	15260	654	1206	35.16	64.84
6	21	2013	6	16	1858	12.18	39	15260	1109	749	59.69	40.31
7	12	2013	6	16	1856	12.16	40	15260	1026	830	55.28	44.72
7	5	2013	6	15	1850	12.12	41	15260	945	905	51.08	48.92
7	19	2013	6	14	1844	12.08	42	15260	986	858	53.47	46.53
5	24	2013	6	18	1838	12.04	43	15260	1160	678	63.11	36.89
7	21	2013	1	15	1838	12.04	44	15260	738	1100	40.15	59.85
7	7	2013	1	17	1836	12.03	45	15260	813	1023	44.28	55.72
7	6	2013	7	14	1835	12.02	46	15260	774	1061	42.18	57.82
6	23	2013	1	16	1833	12.01	47	15260	722	1111	39.39	60.61
6	28	2013	6	15	1829	11.99	48	15260	1094	735	59.81	40.19
7	28	2013	1	12	1824	11.95	49	15260	631	1193	34.59	65.41
9	13	2013	6	17	1820	11.93	50	15260	1006	814	55.27	44.73
7	19	2013	6	17	1816	11.90	51	15260	1037	779	57.10	42.90
7	26	2013	6	15	1813	11.88	52	15260	1043	770	57.53	42.47
6	16	2013	1	14	1804	11.82	53	15260	698	1106	38.69	61.31

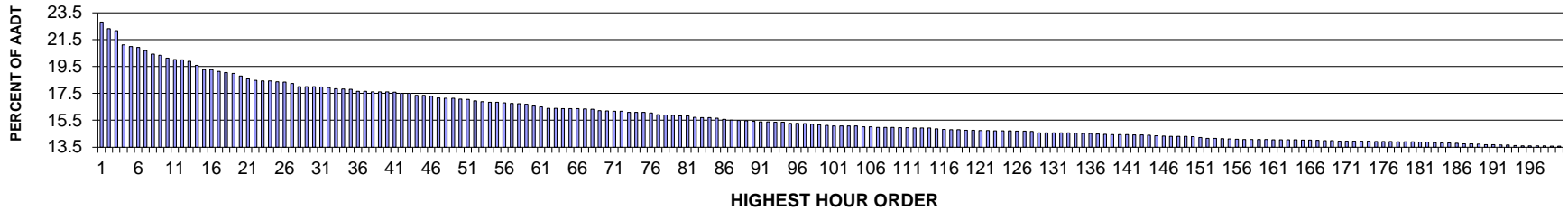
MO	DY	YR	DAY OF WK	HR	HR VOL	PERCENT OF AADT	HOUR NUMBER	AADT	EAST VOLUME	WEST VOLUME	PERCENT EAST IS OF TOTAL VOLUME	PERCENT WEST IS OF TOTAL VOLUME
6	7	2013	6	16	1801	11.80	54	15260	1085	716	60.24	39.76
7	26	2013	6	14	1799	11.79	55	15260	998	801	55.48	44.52
7	14	2013	1	15	1795	11.76	56	15260	763	1032	42.51	57.49
7	6	2013	7	15	1793	11.75	57	15260	791	1002	44.12	55.88
7	7	2013	1	16	1793	11.75	58	15260	758	1035	42.28	57.72
6	23	2013	1	17	1787	11.71	59	15260	745	1042	41.69	58.31
6	21	2013	6	14	1786	11.70	60	15260	1002	784	56.10	43.90
6	30	2013	1	13	1786	11.70	61	15260	693	1093	38.80	61.20
6	23	2013	1	12	1785	11.70	62	15260	697	1088	39.05	60.95
7	5	2013	6	17	1785	11.70	63	15260	994	791	55.69	44.31
9	2	2013	2	14	1785	11.70	64	15260	672	1113	37.65	62.35
10	4	2013	6	16	1785	11.70	65	15260	1012	773	56.69	43.31
5	24	2013	6	15	1780	11.66	66	15260	1186	594	66.63	33.37
10	4	2013	6	18	1777	11.64	67	15260	999	778	56.22	43.78
10	11	2013	6	18	1775	11.63	68	15260	1037	738	58.42	41.58
7	14	2013	1	16	1774	11.63	69	15260	826	948	46.56	53.44
9	20	2013	6	16	1774	11.63	70	15260	1064	710	59.98	40.02
7	5	2013	6	14	1773	11.62	71	15260	879	894	49.58	50.42
5	27	2013	2	11	1770	11.60	72	15260	442	1328	24.97	75.03
9	8	2013	1	15	1769	11.59	73	15260	669	1100	37.82	62.18
9	15	2013	1	13	1765	11.57	74	15260	659	1106	37.34	62.66
6	14	2013	6	17	1761	11.54	75	15260	1026	735	58.26	41.74
9	27	2013	6	17	1761	11.54	76	15260	914	847	51.90	48.10
7	28	2013	1	16	1759	11.53	77	15260	770	989	43.77	56.23
6	21	2013	6	18	1754	11.49	78	15260	1008	746	57.47	42.53
10	18	2013	6	17	1754	11.49	79	15260	936	818	53.36	46.64
7	21	2013	1	16	1752	11.48	80	15260	777	975	44.35	55.65
7	12	2013	6	17	1749	11.46	81	15260	991	758	56.66	43.34
7	3	2013	4	16	1744	11.43	82	15260	1064	680	61.01	38.99
9	6	2013	6	17	1740	11.40	83	15260	987	753	56.72	43.28
9	20	2013	6	18	1740	11.40	84	15260	973	767	55.92	44.08
10	11	2013	6	15	1738	11.39	85	15260	1015	723	58.40	41.60
6	9	2013	1	13	1730	11.34	86	15260	639	1091	36.94	63.06
6	28	2013	6	16	1730	11.34	87	15260	978	752	56.53	43.47
7	14	2013	1	17	1730	11.34	88	15260	788	942	45.55	54.45
7	27	2013	7	13	1728	11.32	89	15260	922	806	53.36	46.64
7	19	2013	6	18	1727	11.32	90	15260	973	754	56.34	43.66
7	12	2013	6	15	1726	11.31	91	15260	1019	707	59.04	40.96
7	7	2013	1	11	1719	11.26	92	15260	504	1215	29.32	70.68
7	12	2013	6	18	1718	11.26	93	15260	951	767	55.36	44.64
6	7	2013	6	17	1717	11.25	94	15260	969	748	56.44	43.56

MO	DY	YR	DAY OF WK	HR	HR VOL	PERCENT OF AADT	HOUR NUMBER	AADT	EAST VOLUME	WEST VOLUME	PERCENT EAST IS OF TOTAL VOLUME	PERCENT WEST IS OF TOTAL VOLUME
7	26	2013	6	12	1713	11.23	95	15260	865	848	50.50	49.50
5	19	2013	1	14	1711	11.21	96	15260	661	1050	38.63	61.37
7	6	2013	7	12	1711	11.21	97	15260	781	930	45.65	54.35
10	20	2013	1	13	1711	11.21	98	15260	607	1104	35.48	64.52
6	9	2013	1	14	1710	11.21	99	15260	664	1046	38.83	61.17
6	16	2013	1	15	1710	11.21	100	15260	722	988	42.22	57.78
6	30	2013	1	14	1710	11.21	101	15260	712	998	41.64	58.36
7	27	2013	7	12	1708	11.19	102	15260	851	857	49.82	50.18
9	2	2013	2	15	1707	11.19	103	15260	722	985	42.30	57.70
9	6	2013	6	18	1707	11.19	104	15260	998	709	58.47	41.53
6	30	2013	1	16	1706	11.18	105	15260	734	972	43.02	56.98
9	13	2013	6	18	1705	11.17	106	15260	949	756	55.66	44.34
9	13	2013	6	16	1702	11.15	107	15260	965	737	56.70	43.30
9	27	2013	6	16	1702	11.15	108	15260	946	756	55.58	44.42
10	20	2013	1	14	1700	11.14	109	15260	589	1111	34.65	65.35
5	25	2013	7	12	1694	11.10	110	15260	1091	603	64.40	35.60
5	24	2013	6	14	1690	11.07	111	15260	1069	621	63.25	36.75
7	12	2013	6	14	1690	11.07	112	15260	920	770	54.44	45.56
9	1	2013	1	13	1688	11.06	113	15260	791	897	46.86	53.14
7	26	2013	6	13	1687	11.06	114	15260	868	819	51.45	48.55
9	8	2013	1	14	1686	11.05	115	15260	677	1009	40.15	59.85
7	6	2013	7	16	1678	11.00	116	15260	704	974	41.95	58.05
6	14	2013	6	16	1677	10.99	117	15260	1004	673	59.87	40.13
10	6	2013	1	16	1677	10.99	118	15260	697	980	41.56	58.44
6	16	2013	1	17	1676	10.98	119	15260	733	943	43.74	56.26
7	20	2013	7	14	1676	10.98	120	15260	903	773	53.88	46.12
5	25	2013	7	13	1675	10.98	121	15260	1036	639	61.85	38.15
9	8	2013	1	16	1674	10.97	122	15260	726	948	43.37	56.63
6	28	2013	6	18	1673	10.96	123	15260	924	749	55.23	44.77
7	14	2013	1	12	1672	10.96	124	15260	621	1051	37.14	62.86
6	14	2013	6	15	1670	10.94	125	15260	942	728	56.41	43.59
6	30	2013	1	15	1668	10.93	126	15260	709	959	42.51	57.49
7	26	2013	6	18	1664	10.90	127	15260	918	746	55.17	44.83
6	21	2013	6	13	1663	10.90	128	15260	896	767	53.88	46.12
9	27	2013	6	18	1662	10.89	129	15260	930	732	55.96	44.04
10	25	2013	6	17	1662	10.89	130	15260	893	769	53.73	46.27
6	28	2013	6	17	1661	10.88	131	15260	964	697	58.04	41.96
7	21	2013	1	17	1661	10.88	132	15260	770	891	46.36	53.64
7	19	2013	6	13	1660	10.88	133	15260	840	820	50.60	49.40
7	3	2013	4	17	1658	10.87	134	15260	978	680	58.99	41.01
9	6	2013	6	16	1658	10.87	135	15260	955	703	57.60	42.40

MO	DY	YR	DAY OF WK	HR	HR VOL	PERCENT OF AADT	HOUR NUMBER	AADT	EAST VOLUME	WEST VOLUME	PERCENT EAST IS OF TOTAL VOLUME	PERCENT WEST IS OF TOTAL VOLUME
9	2	2013	2	11	1657	10.86	136	15260	484	1173	29.21	70.79
6	2	2013	1	13	1654	10.84	137	15260	644	1010	38.94	61.06
10	6	2013	1	15	1654	10.84	138	15260	613	1041	37.06	62.94
6	7	2013	6	18	1650	10.81	139	15260	984	666	59.64	40.36
4	26	2013	6	16	1646	10.79	140	15260	888	758	53.95	46.05
6	2	2013	1	14	1643	10.77	141	15260	653	990	39.74	60.26
6	14	2013	6	18	1642	10.76	142	15260	930	712	56.64	43.36
7	28	2013	1	17	1640	10.75	143	15260	712	928	43.41	56.59
10	20	2013	1	15	1633	10.70	144	15260	603	1030	36.93	63.07
6	16	2013	1	16	1632	10.69	145	15260	703	929	43.08	56.92
6	22	2013	7	12	1632	10.69	146	15260	889	743	54.47	45.53
7	19	2013	6	12	1629	10.67	147	15260	815	814	50.03	49.97
10	13	2013	1	13	1629	10.67	148	15260	632	997	38.80	61.20
9	15	2013	1	15	1628	10.67	149	15260	654	974	40.17	59.83
5	31	2013	6	16	1627	10.66	150	15260	921	706	56.61	43.39
6	22	2013	7	16	1627	10.66	151	15260	878	749	53.96	46.04
7	5	2013	6	12	1627	10.66	152	15260	814	813	50.03	49.97
10	20	2013	1	16	1622	10.63	153	15260	663	959	40.88	59.12
7	20	2013	7	13	1621	10.62	154	15260	856	765	52.81	47.19
9	6	2013	6	14	1619	10.61	155	15260	843	776	52.07	47.93
9	1	2013	1	14	1616	10.59	156	15260	792	824	49.01	50.99
5	24	2013	6	13	1613	10.57	157	15260	1035	578	64.17	35.83
5	31	2013	6	17	1613	10.57	158	15260	941	672	58.34	41.66
5	19	2013	1	13	1609	10.54	159	15260	621	988	38.60	61.40
5	3	2013	6	16	1608	10.54	160	15260	911	697	56.65	43.35
7	13	2013	7	14	1608	10.54	161	15260	836	772	51.99	48.01
9	26	2013	5	17	1607	10.53	162	15260	911	696	56.69	43.31
7	27	2013	7	14	1605	10.52	163	15260	845	760	52.65	47.35
9	15	2013	1	12	1604	10.51	164	15260	539	1065	33.60	66.40
7	21	2013	1	18	1602	10.50	165	15260	738	864	46.07	53.93
9	20	2013	6	15	1602	10.50	166	15260	881	721	54.99	45.01
10	19	2013	7	13	1602	10.50	167	15260	743	859	46.38	53.62
6	9	2013	1	16	1600	10.48	168	15260	679	921	42.44	57.56
10	18	2013	6	18	1600	10.48	169	15260	849	751	53.06	46.94
7	7	2013	1	18	1599	10.48	170	15260	610	989	38.15	61.85
9	6	2013	6	13	1599	10.48	171	15260	821	778	51.34	48.66
9	22	2013	1	12	1598	10.47	172	15260	562	1036	35.17	64.83
9	27	2013	6	15	1598	10.47	173	15260	859	739	53.75	46.25
5	27	2013	2	16	1597	10.47	174	15260	529	1068	33.12	66.88
9	1	2013	1	16	1594	10.45	175	15260	797	797	50.00	50.00
6	29	2013	7	15	1593	10.44	176	15260	816	777	51.22	48.78

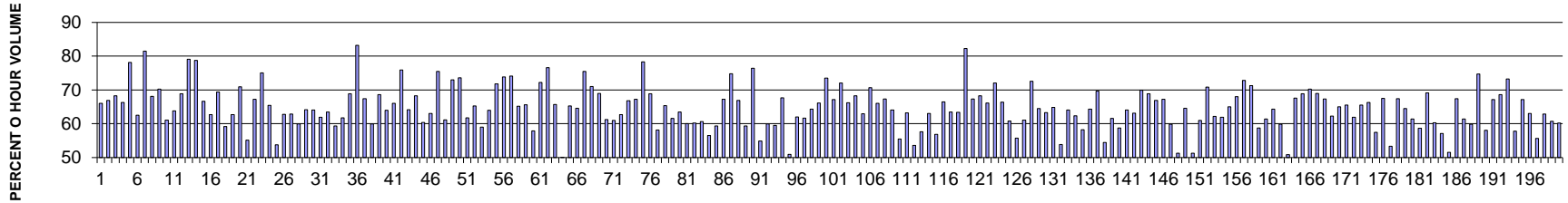
MO	DY	YR	DAY OF WK	HR	HR VOL	PERCENT OF AADT	HOUR NUMBER	AADT	EAST VOLUME	WEST VOLUME	PERCENT EAST IS OF TOTAL VOLUME	PERCENT WEST IS OF TOTAL VOLUME
5	26	2013	1	14	1591	10.43	177	15260	674	917	42.36	57.64
7	3	2013	4	18	1591	10.43	178	15260	911	680	57.26	42.74
9	21	2013	7	14	1590	10.42	179	15260	767	823	48.24	51.76
10	13	2013	1	14	1590	10.42	180	15260	633	957	39.81	60.19
5	17	2013	6	16	1589	10.41	181	15260	905	684	56.95	43.05
6	23	2013	1	18	1589	10.41	182	15260	708	881	44.56	55.44
6	9	2013	1	15	1587	10.40	183	15260	615	972	38.75	61.25
7	18	2013	5	16	1587	10.40	184	15260	871	716	54.88	45.12
9	15	2013	1	14	1587	10.40	185	15260	600	987	37.81	62.19
6	30	2013	1	12	1585	10.39	186	15260	604	981	38.11	61.89
7	20	2013	7	12	1585	10.39	187	15260	881	704	55.58	44.42
5	25	2013	7	15	1584	10.38	188	15260	919	665	58.02	41.98
6	29	2013	7	13	1583	10.37	189	15260	842	741	53.19	46.81
6	2	2013	1	15	1582	10.37	190	15260	650	932	41.09	58.91
9	21	2013	7	16	1582	10.37	191	15260	860	722	54.36	45.64
6	29	2013	7	12	1580	10.35	192	15260	912	668	57.72	42.28
7	3	2013	4	15	1580	10.35	193	15260	945	635	59.81	40.19
9	6	2013	6	15	1578	10.34	194	15260	855	723	54.18	45.82
9	2	2013	2	16	1576	10.33	195	15260	730	846	46.32	53.68
9	13	2013	6	15	1576	10.33	196	15260	906	670	57.49	42.51
7	18	2013	5	15	1574	10.31	197	15260	828	746	52.60	47.40
7	25	2013	5	15	1573	10.31	198	15260	863	710	54.86	45.14
7	6	2013	7	17	1572	10.30	199	15260	654	918	41.60	58.40
6	9	2013	1	12	1570	10.29	200	15260	590	980	37.58	62.42

**SR 097 MP 178.19 BLEWETT PASS ADC SITE R047S
K FOR PEAK 200 HOURS OF 2013
Recreational Site**



AADT= 5386 K 30 FACTOR= 17.99 K 100 FACTOR= 15.13 K 200 FACTOR= 13.57 D 100 FACTOR= 73.50

**SR 097 MP 178.19 BLEWETT PASS ADC SITE R047S
D % IN THE PEAK 200 HOURS OF 2013**



MO	DY	YR	DAY OF WK	HR	HR VOL	PERCENT OF AADT	HOUR NUMBER	AADT	NORTH VOLUME	SOUTH VOLUME	PERCENT NORTH IS OF TOTAL VOLUME	PERCENT SOUTH IS OF TOTAL VOLUME
8	11	2013	1	17	1228	22.80	1	5386	417	811	33.96	66.04
8	11	2013	1	15	1202	22.32	2	5386	398	804	33.11	66.89
8	11	2013	1	16	1194	22.17	3	5386	379	815	31.74	68.26
8	11	2013	1	14	1137	21.11	4	5386	383	754	33.69	66.31
5	27	2013	2	14	1130	20.98	5	5386	247	883	21.86	78.14
8	18	2013	1	14	1126	20.91	6	5386	422	704	37.48	62.52
5	27	2013	2	12	1114	20.68	7	5386	206	908	18.49	81.51
8	11	2013	1	13	1100	20.42	8	5386	351	749	31.91	68.09
7	7	2013	1	13	1095	20.33	9	5386	326	769	29.77	70.23
8	18	2013	1	16	1084	20.13	10	5386	422	662	38.93	61.07
8	18	2013	1	15	1078	20.01	11	5386	390	688	36.18	63.82
8	25	2013	1	14	1077	20.00	12	5386	335	742	31.10	68.90

MO	DY	YR	DAY OF WK	HR	HR VOL	PERCENT OF AADT	HOUR NUMBER	AADT	NORTH VOLUME	SOUTH VOLUME	PERCENT NORTH IS OF TOTAL VOLUME	PERCENT SOUTH IS OF TOTAL VOLUME
5	27	2013	2	13	1072	19.90	13	5386	224	848	20.90	79.10
5	27	2013	2	15	1055	19.59	14	5386	224	831	21.23	78.77
7	7	2013	1	14	1038	19.27	15	5386	346	692	33.33	66.67
8	18	2013	1	13	1038	19.27	16	5386	387	651	37.28	62.72
7	7	2013	1	15	1031	19.14	17	5386	316	715	30.65	69.35
7	21	2013	1	12	1026	19.05	18	5386	419	607	40.84	59.16
7	21	2013	1	14	1023	18.99	19	5386	382	641	37.34	62.66
8	25	2013	1	13	1012	18.79	20	5386	294	718	29.05	70.95
8	4	2013	1	14	1001	18.59	21	5386	449	552	44.86	55.14
6	23	2013	1	14	995	18.47	22	5386	326	669	32.76	67.24
7	7	2013	1	12	993	18.44	23	5386	248	745	24.97	75.03
7	21	2013	1	13	993	18.44	24	5386	343	650	34.54	65.46
6	23	2013	1	17	989	18.36	25	5386	457	532	46.21	53.79
6	23	2013	1	15	988	18.34	26	5386	368	620	37.25	62.75
8	18	2013	1	17	982	18.23	27	5386	365	617	37.17	62.83
7	14	2013	1	14	970	18.01	28	5386	389	581	40.10	59.90
7	21	2013	1	16	970	18.01	29	5386	348	622	35.88	64.12
8	11	2013	1	18	969	17.99	30	5386	348	621	35.91	64.09
8	25	2013	1	16	968	17.97	31	5386	369	599	38.12	61.88
7	28	2013	1	15	966	17.94	32	5386	353	613	36.54	63.46
7	28	2013	1	14	962	17.86	33	5386	391	571	40.64	59.36
8	11	2013	1	12	960	17.82	34	5386	367	593	38.23	61.77
8	25	2013	1	12	959	17.81	35	5386	299	660	31.18	68.82
5	27	2013	2	11	951	17.66	36	5386	160	791	16.82	83.18
8	18	2013	1	12	951	17.66	37	5386	310	641	32.60	67.40
7	14	2013	1	16	949	17.62	38	5386	380	569	40.04	59.96
8	16	2013	6	16	949	17.62	39	5386	651	298	68.60	31.40
8	25	2013	1	15	949	17.62	40	5386	342	607	36.04	63.96
7	7	2013	1	16	948	17.60	41	5386	322	626	33.97	66.03
5	27	2013	2	16	943	17.51	42	5386	227	716	24.07	75.93
6	23	2013	1	13	943	17.51	43	5386	338	605	35.84	64.16
7	28	2013	1	12	935	17.36	44	5386	297	638	31.76	68.24
8	4	2013	1	13	935	17.36	45	5386	371	564	39.68	60.32
7	28	2013	1	13	931	17.29	46	5386	344	587	36.95	63.05
10	20	2013	1	14	924	17.16	47	5386	227	697	24.57	75.43
7	14	2013	1	15	923	17.14	48	5386	359	564	38.89	61.11
10	20	2013	1	16	923	17.14	49	5386	249	674	26.98	73.02
10	20	2013	1	15	920	17.08	50	5386	243	677	26.41	73.59
7	21	2013	1	15	919	17.06	51	5386	352	567	38.30	61.70
6	16	2013	1	14	913	16.95	52	5386	317	596	34.72	65.28
8	25	2013	1	17	909	16.88	53	5386	373	536	41.03	58.97

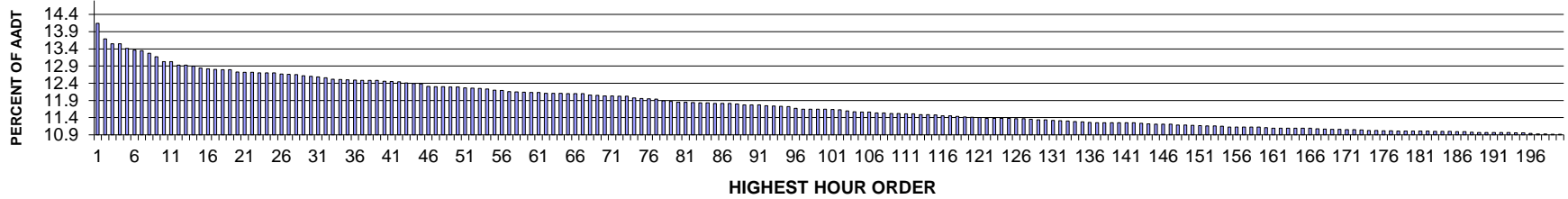
MO	DY	YR	DAY OF WK	HR	HR VOL	PERCENT OF AADT	HOUR NUMBER	AADT	NORTH VOLUME	SOUTH VOLUME	PERCENT NORTH IS OF TOTAL VOLUME	PERCENT SOUTH IS OF TOTAL VOLUME
8	10	2013	7	13	907	16.84	54	5386	580	327	63.95	36.05
10	6	2013	1	15	907	16.84	55	5386	256	651	28.22	71.78
10	20	2013	1	13	905	16.80	56	5386	237	668	26.19	73.81
6	21	2013	6	17	902	16.75	57	5386	668	234	74.06	25.94
7	28	2013	1	16	901	16.73	58	5386	314	587	34.85	65.15
7	14	2013	1	13	899	16.69	59	5386	309	590	34.37	65.63
8	17	2013	7	12	892	16.56	60	5386	516	376	57.85	42.15
10	11	2013	6	16	888	16.49	61	5386	641	247	72.18	27.82
5	24	2013	6	16	883	16.39	62	5386	676	207	76.56	23.44
8	4	2013	1	17	882	16.38	63	5386	303	579	34.35	65.65
7	6	2013	7	13	881	16.36	64	5386	441	440	50.06	49.94
7	14	2013	1	12	881	16.36	65	5386	306	575	34.73	65.27
8	16	2013	6	15	881	16.36	66	5386	569	312	64.59	35.41
5	25	2013	7	12	880	16.34	67	5386	664	216	75.45	24.55
10	6	2013	1	16	879	16.32	68	5386	255	624	29.01	70.99
7	7	2013	1	17	873	16.21	69	5386	271	602	31.04	68.96
8	4	2013	1	12	872	16.19	70	5386	338	534	38.76	61.24
6	23	2013	1	16	871	16.17	71	5386	340	531	39.04	60.96
8	9	2013	6	16	871	16.17	72	5386	546	325	62.69	37.31
6	16	2013	1	13	867	16.10	73	5386	288	579	33.22	66.78
6	16	2013	1	15	867	16.10	74	5386	284	583	32.76	67.24
5	25	2013	7	13	866	16.08	75	5386	678	188	78.29	21.71
6	21	2013	6	15	864	16.04	76	5386	595	269	68.87	31.13
7	19	2013	6	14	857	15.91	77	5386	498	359	58.11	41.89
6	23	2013	1	12	856	15.89	78	5386	297	559	34.70	65.30
7	14	2013	1	17	855	15.87	79	5386	329	526	38.48	61.52
6	30	2013	1	13	853	15.84	80	5386	312	541	36.58	63.42
6	30	2013	1	15	853	15.84	81	5386	341	512	39.98	60.02
8	4	2013	1	16	847	15.73	82	5386	337	510	39.79	60.21
6	30	2013	1	14	846	15.71	83	5386	333	513	39.36	60.64
8	4	2013	1	15	846	15.71	84	5386	368	478	43.50	56.50
8	17	2013	7	13	843	15.65	85	5386	500	343	59.31	40.69
7	19	2013	6	17	839	15.58	86	5386	564	275	67.22	32.78
10	20	2013	1	12	836	15.52	87	5386	211	625	25.24	74.76
7	19	2013	6	16	834	15.48	88	5386	558	276	66.91	33.09
8	16	2013	6	14	833	15.47	89	5386	494	339	59.30	40.70
7	7	2013	1	11	831	15.43	90	5386	196	635	23.59	76.41
6	30	2013	1	16	829	15.39	91	5386	374	455	45.11	54.89
7	19	2013	6	15	829	15.39	92	5386	497	332	59.95	40.05
6	21	2013	6	14	828	15.37	93	5386	493	335	59.54	40.46
10	11	2013	6	17	828	15.37	94	5386	560	268	67.63	32.37

MO	DY	YR	DAY OF WK	HR	HR VOL	PERCENT OF AADT	HOUR NUMBER	AADT	NORTH VOLUME	SOUTH VOLUME	PERCENT NORTH IS OF TOTAL VOLUME	PERCENT SOUTH IS OF TOTAL VOLUME
8	9	2013	6	13	823	15.28	95	5386	419	404	50.91	49.09
8	31	2013	7	12	823	15.28	96	5386	510	313	61.97	38.03
6	16	2013	1	16	822	15.26	97	5386	315	507	38.32	61.68
8	2	2013	6	15	819	15.21	98	5386	527	292	64.35	35.65
6	30	2013	1	12	817	15.17	99	5386	277	540	33.90	66.10
5	24	2013	6	18	815	15.13	100	5386	599	216	73.50	26.50
8	16	2013	6	17	813	15.09	101	5386	546	267	67.16	32.84
10	13	2013	1	12	813	15.09	102	5386	227	586	27.92	72.08
10	13	2013	1	13	813	15.09	103	5386	275	538	33.83	66.17
10	13	2013	1	16	813	15.09	104	5386	258	555	31.73	68.27
8	31	2013	7	13	809	15.02	105	5386	509	300	62.92	37.08
10	11	2013	6	18	809	15.02	106	5386	572	237	70.70	29.30
5	19	2013	1	14	807	14.98	107	5386	274	533	33.95	66.05
6	9	2013	1	13	807	14.98	108	5386	264	543	32.71	67.29
7	28	2013	1	17	807	14.98	109	5386	290	517	35.94	64.06
7	6	2013	7	14	806	14.96	110	5386	359	447	44.54	55.46
6	16	2013	1	17	805	14.95	111	5386	296	509	36.77	63.23
6	23	2013	1	18	804	14.93	112	5386	373	431	46.39	53.61
7	5	2013	6	14	804	14.93	113	5386	463	341	57.59	42.41
8	23	2013	6	15	804	14.93	114	5386	507	297	63.06	36.94
7	27	2013	7	13	801	14.87	115	5386	455	346	56.80	43.20
6	28	2013	6	15	799	14.83	116	5386	531	268	66.46	33.54
8	9	2013	6	15	797	14.80	117	5386	506	291	63.49	36.51
8	11	2013	1	19	797	14.80	118	5386	292	505	36.64	63.36
5	24	2013	6	19	795	14.76	119	5386	654	141	82.26	17.74
8	9	2013	6	17	795	14.76	120	5386	535	260	67.30	32.70
6	21	2013	6	16	794	14.74	121	5386	542	252	68.26	31.74
8	23	2013	6	16	794	14.74	122	5386	525	269	66.12	33.88
5	24	2013	6	17	793	14.72	123	5386	571	222	72.01	27.99
6	2	2013	1	15	793	14.72	124	5386	267	526	33.67	66.33
7	21	2013	1	17	793	14.72	125	5386	311	482	39.22	60.78
8	10	2013	7	12	791	14.69	126	5386	441	350	55.75	44.25
8	30	2013	6	14	791	14.69	127	5386	483	308	61.06	38.94
10	11	2013	6	15	790	14.67	128	5386	573	217	72.53	27.47
6	9	2013	1	15	785	14.57	129	5386	279	506	35.54	64.46
8	31	2013	7	14	785	14.57	130	5386	497	288	63.31	36.69
7	7	2013	1	18	784	14.56	131	5386	276	508	35.20	64.80
7	27	2013	7	12	784	14.56	132	5386	422	362	53.83	46.17
8	18	2013	1	18	784	14.56	133	5386	282	502	35.97	64.03
10	18	2013	6	16	783	14.54	134	5386	488	295	62.32	37.68
7	5	2013	6	13	782	14.52	135	5386	455	327	58.18	41.82

MO	DY	YR	DAY OF WK	HR	HR VOL	PERCENT OF AADT	HOUR NUMBER	AADT	NORTH VOLUME	SOUTH VOLUME	PERCENT NORTH IS OF TOTAL VOLUME	PERCENT SOUTH IS OF TOTAL VOLUME
8	17	2013	7	15	782	14.52	136	5386	503	279	64.32	35.68
6	21	2013	6	18	780	14.48	137	5386	543	237	69.62	30.38
8	23	2013	6	14	779	14.46	138	5386	424	355	54.43	45.57
7	20	2013	7	13	778	14.44	139	5386	479	299	61.57	38.43
8	24	2013	7	12	778	14.44	140	5386	457	321	58.74	41.26
8	4	2013	1	18	777	14.43	141	5386	279	498	35.91	64.09
7	26	2013	6	17	776	14.41	142	5386	490	286	63.14	36.86
10	13	2013	1	14	776	14.41	143	5386	234	542	30.15	69.85
10	20	2013	1	17	775	14.39	144	5386	241	534	31.10	68.90
6	9	2013	1	14	773	14.35	145	5386	256	517	33.12	66.88
8	16	2013	6	18	772	14.33	146	5386	519	253	67.23	32.77
7	5	2013	6	15	770	14.30	147	5386	461	309	59.87	40.13
8	23	2013	6	13	770	14.30	148	5386	395	375	51.30	48.70
8	23	2013	6	17	770	14.30	149	5386	497	273	64.55	35.45
7	6	2013	7	12	769	14.28	150	5386	394	375	51.24	48.76
8	9	2013	6	14	766	14.22	151	5386	467	299	60.97	39.03
5	27	2013	2	17	762	14.15	152	5386	222	540	29.13	70.87
10	19	2013	7	13	762	14.15	153	5386	474	288	62.20	37.80
7	12	2013	6	15	761	14.13	154	5386	471	290	61.89	38.11
6	9	2013	1	16	760	14.11	155	5386	266	494	35.00	65.00
10	11	2013	6	13	759	14.09	156	5386	516	243	67.98	32.02
5	24	2013	6	14	758	14.07	157	5386	552	206	72.82	27.18
5	24	2013	6	15	758	14.07	158	5386	540	218	71.24	28.76
7	26	2013	6	14	758	14.07	159	5386	445	313	58.71	41.29
8	30	2013	6	17	758	14.07	160	5386	465	293	61.35	38.65
8	2	2013	6	16	757	14.05	161	5386	487	270	64.33	35.67
8	31	2013	7	11	757	14.05	162	5386	453	304	59.84	40.16
7	19	2013	6	12	756	14.04	163	5386	372	384	49.21	50.79
7	19	2013	6	18	756	14.04	164	5386	511	245	67.59	32.41
6	2	2013	1	14	755	14.02	165	5386	235	520	31.13	68.87
8	23	2013	6	18	755	14.02	166	5386	530	225	70.20	29.80
10	6	2013	1	14	754	14.00	167	5386	234	520	31.03	68.97
6	14	2013	6	17	753	13.98	168	5386	507	246	67.33	32.67
6	21	2013	6	13	753	13.98	169	5386	469	284	62.28	37.72
6	2	2013	1	13	751	13.94	170	5386	263	488	35.02	64.98
6	2	2013	1	16	751	13.94	171	5386	259	492	34.49	65.51
8	10	2013	7	14	751	13.94	172	5386	465	286	61.92	38.08
10	13	2013	1	15	751	13.94	173	5386	259	492	34.49	65.51
10	18	2013	6	18	751	13.94	174	5386	498	253	66.31	33.69
7	19	2013	6	13	750	13.92	175	5386	431	319	57.47	42.53
7	26	2013	6	16	750	13.92	176	5386	506	244	67.47	32.53

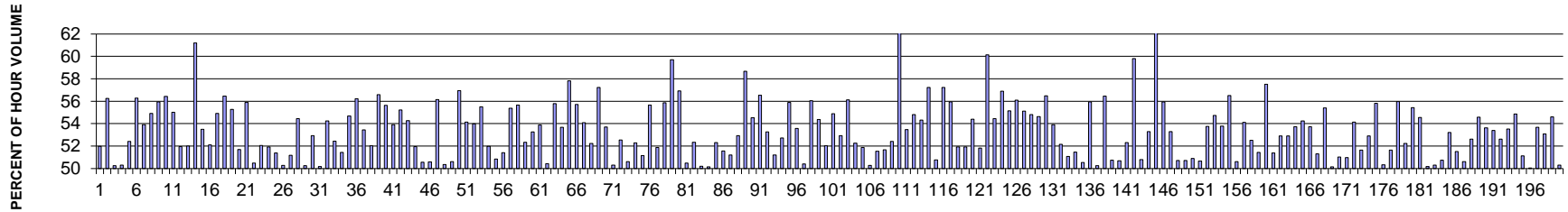
MO	DY	YR	DAY OF WK	HR	HR VOL	PERCENT OF AADT	HOUR NUMBER	AADT	NORTH VOLUME	SOUTH VOLUME	PERCENT NORTH IS OF TOTAL VOLUME	PERCENT SOUTH IS OF TOTAL VOLUME
8	2	2013	6	13	750	13.92	177	5386	400	350	53.33	46.67
6	9	2013	1	12	749	13.91	178	5386	244	505	32.58	67.42
8	18	2013	1	19	749	13.91	179	5386	266	483	35.51	64.49
6	30	2013	1	17	748	13.89	180	5386	289	459	38.64	61.36
7	6	2013	7	15	747	13.87	181	5386	309	438	41.37	58.63
10	4	2013	6	17	747	13.87	182	5386	516	231	69.08	30.92
7	5	2013	6	17	745	13.83	183	5386	449	296	60.27	39.73
7	5	2013	6	16	744	13.81	184	5386	425	319	57.12	42.88
7	26	2013	6	12	744	13.81	185	5386	361	383	48.52	51.48
5	19	2013	1	13	743	13.80	186	5386	242	501	32.57	67.43
7	12	2013	6	16	740	13.74	187	5386	454	286	61.35	38.65
8	3	2013	7	13	740	13.74	188	5386	443	297	59.86	40.14
10	6	2013	1	13	739	13.72	189	5386	187	552	25.30	74.70
8	3	2013	7	12	737	13.68	190	5386	428	309	58.07	41.93
10	13	2013	1	17	737	13.68	191	5386	242	495	32.84	67.16
6	22	2013	7	12	736	13.67	192	5386	505	231	68.61	31.39
12	21	2013	7	13	736	13.67	193	5386	539	197	73.23	26.77
7	13	2013	7	12	734	13.63	194	5386	424	310	57.77	42.23
10	6	2013	1	17	733	13.61	195	5386	241	492	32.88	67.12
7	14	2013	1	18	732	13.59	196	5386	271	461	37.02	62.98
8	17	2013	7	16	732	13.59	197	5386	407	325	55.60	44.40
10	18	2013	6	17	732	13.59	198	5386	460	272	62.84	37.16
6	7	2013	6	17	731	13.57	199	5386	444	287	60.74	39.26
7	26	2013	6	15	731	13.57	200	5386	440	291	60.19	39.81

**SR 002 MP 103.92 PESHASTIN ADC SITE R047W
K FOR PEAK 200 HOURS OF 2013**



AADT= 12476 K 30 FACTOR= 12.60 K 100 FACTOR= 11.65 K 200 FACTOR= 10.92 D 30 FACTOR= 52.93

**SR 002 MP 103.92 PESHASTIN ADC SITE R047W
D % IN THE PEAK 200 HOURS OF 2013**



MO	DY	YR	DAY OF WK	HR	HR VOL	PERCENT OF AADT	HOUR NUMBER	AADT	EAST VOLUME	WEST VOLUME	PERCENT EAST IS OF TOTAL VOLUME	PERCENT WEST IS OF TOTAL VOLUME
8	18	2013	1	14	1764	14.14	1	12476	847	917	48.02	51.98
8	16	2013	6	16	1708	13.69	2	12476	961	747	56.26	43.74
10	4	2013	6	17	1690	13.55	3	12476	849	841	50.24	49.76
10	11	2013	6	17	1690	13.55	4	12476	850	840	50.30	49.70
8	4	2013	1	14	1673	13.41	5	12476	796	877	47.58	52.42
8	18	2013	1	13	1667	13.36	6	12476	729	938	43.73	56.27
10	18	2013	6	16	1666	13.35	7	12476	898	768	53.90	46.10
7	6	2013	7	13	1655	13.27	8	12476	746	909	45.08	54.92
6	23	2013	1	13	1643	13.17	9	12476	724	919	44.07	55.93
5	27	2013	2	13	1625	13.03	10	12476	708	917	43.57	56.43
7	21	2013	1	13	1625	13.03	11	12476	731	894	44.98	55.02
8	16	2013	6	17	1613	12.93	12	12476	838	775	51.95	48.05

MO	DY	YR	DAY OF WK	HR	HR VOL	PERCENT OF AADT	HOUR NUMBER	AADT	EAST VOLUME	WEST VOLUME	PERCENT EAST IS OF TOTAL VOLUME	PERCENT WEST IS OF TOTAL VOLUME
8	18	2013	1	15	1613	12.93	13	12476	839	774	52.01	47.99
10	19	2013	7	13	1608	12.89	14	12476	624	984	38.81	61.19
6	23	2013	1	14	1602	12.84	15	12476	745	857	46.50	53.50
10	11	2013	6	16	1599	12.82	16	12476	833	766	52.10	47.90
7	7	2013	1	13	1597	12.80	17	12476	720	877	45.08	54.92
5	27	2013	2	12	1596	12.79	18	12476	695	901	43.55	56.45
7	21	2013	1	12	1596	12.79	19	12476	714	882	44.74	55.26
7	5	2013	6	16	1588	12.73	20	12476	821	767	51.70	48.30
7	6	2013	7	14	1587	12.72	21	12476	700	887	44.11	55.89
10	4	2013	6	16	1587	12.72	22	12476	801	786	50.47	49.53
6	21	2013	6	16	1585	12.70	23	12476	825	760	52.05	47.95
10	20	2013	1	13	1585	12.70	24	12476	762	823	48.08	51.92
8	16	2013	6	15	1584	12.70	25	12476	814	770	51.39	48.61
7	28	2013	1	14	1581	12.67	26	12476	786	795	49.72	50.28
10	4	2013	6	18	1579	12.66	27	12476	771	808	48.83	51.17
8	4	2013	1	13	1578	12.65	28	12476	719	859	45.56	54.44
9	20	2013	6	17	1574	12.62	29	12476	783	791	49.75	50.25
7	5	2013	6	15	1572	12.60	30	12476	740	832	47.07	52.93
8	9	2013	6	16	1569	12.58	31	12476	787	782	50.16	49.84
7	28	2013	1	13	1567	12.56	32	12476	717	850	45.76	54.24
8	17	2013	7	14	1562	12.52	33	12476	743	819	47.57	52.43
9	27	2013	6	17	1561	12.51	34	12476	803	758	51.44	48.56
7	14	2013	1	14	1560	12.50	35	12476	707	853	45.32	54.68
8	17	2013	7	13	1558	12.49	36	12476	682	876	43.77	56.23
7	6	2013	7	15	1557	12.48	37	12476	725	832	46.56	53.44
8	16	2013	6	14	1557	12.48	38	12476	810	747	52.02	47.98
8	30	2013	6	16	1557	12.48	39	12476	881	676	56.58	43.42
7	7	2013	1	12	1555	12.46	40	12476	690	865	44.37	55.63
6	21	2013	6	17	1553	12.45	41	12476	837	716	53.90	46.10
8	18	2013	1	12	1552	12.44	42	12476	695	857	44.78	55.22
6	23	2013	1	15	1548	12.41	43	12476	708	840	45.74	54.26
8	9	2013	6	15	1546	12.39	44	12476	803	743	51.94	48.06
10	18	2013	6	17	1545	12.38	45	12476	764	781	49.45	50.55
8	18	2013	1	16	1536	12.31	46	12476	777	759	50.59	49.41
5	24	2013	6	16	1535	12.30	47	12476	862	673	56.16	43.84
8	18	2013	1	17	1535	12.30	48	12476	773	762	50.36	49.64
7	5	2013	6	13	1533	12.29	49	12476	757	776	49.38	50.62
7	7	2013	1	14	1533	12.29	50	12476	660	873	43.05	56.95
8	23	2013	6	17	1531	12.27	51	12476	829	702	54.15	45.85
7	14	2013	1	13	1530	12.26	52	12476	704	826	46.01	53.99
8	17	2013	7	12	1528	12.25	53	12476	680	848	44.50	55.50

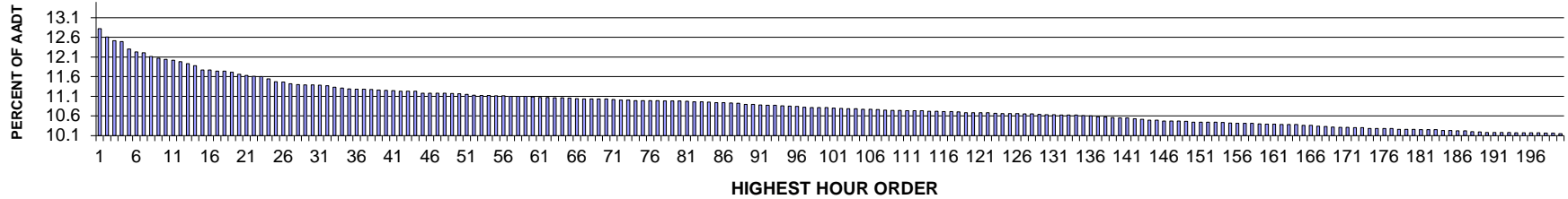
MO	DY	YR	DAY OF WK	HR	HR VOL	PERCENT OF AADT	HOUR NUMBER	AADT	EAST VOLUME	WEST VOLUME	PERCENT EAST IS OF TOTAL VOLUME	PERCENT WEST IS OF TOTAL VOLUME
7	5	2013	6	17	1526	12.23	54	12476	793	733	51.97	48.03
8	25	2013	1	14	1522	12.20	55	12476	748	774	49.15	50.85
8	2	2013	6	16	1521	12.19	56	12476	782	739	51.41	48.59
6	30	2013	1	13	1517	12.16	57	12476	677	840	44.63	55.37
7	21	2013	1	14	1516	12.15	58	12476	672	844	44.33	55.67
8	30	2013	6	17	1515	12.14	59	12476	793	722	52.34	47.66
7	26	2013	6	16	1513	12.13	60	12476	806	707	53.27	46.73
10	19	2013	7	15	1513	12.13	61	12476	698	815	46.13	53.87
8	16	2013	6	13	1511	12.11	62	12476	762	749	50.43	49.57
10	5	2013	7	16	1511	12.11	63	12476	843	668	55.79	44.21
10	13	2013	1	13	1511	12.11	64	12476	700	811	46.33	53.67
6	23	2013	1	16	1510	12.10	65	12476	637	873	42.19	57.81
8	23	2013	6	16	1510	12.10	66	12476	841	669	55.70	44.30
8	25	2013	1	13	1509	12.10	67	12476	693	816	45.92	54.08
8	9	2013	6	13	1505	12.06	68	12476	719	786	47.77	52.23
10	19	2013	7	14	1503	12.05	69	12476	643	860	42.78	57.22
7	26	2013	6	15	1501	12.03	70	12476	806	695	53.70	46.30
10	11	2013	6	18	1501	12.03	71	12476	746	755	49.70	50.30
7	12	2013	6	16	1500	12.02	72	12476	788	712	52.53	47.47
8	17	2013	7	15	1500	12.02	73	12476	741	759	49.40	50.60
10	20	2013	1	14	1494	11.97	74	12476	713	781	47.72	52.28
10	20	2013	1	12	1492	11.96	75	12476	729	763	48.86	51.14
8	30	2013	6	15	1491	11.95	76	12476	830	661	55.67	44.33
7	26	2013	6	17	1490	11.94	77	12476	773	717	51.88	48.12
9	21	2013	7	16	1484	11.89	78	12476	829	655	55.86	44.14
5	27	2013	2	15	1481	11.87	79	12476	597	884	40.31	59.69
9	2	2013	2	13	1479	11.85	80	12476	637	842	43.07	56.93
10	13	2013	1	12	1478	11.85	81	12476	732	746	49.53	50.47
7	7	2013	1	15	1477	11.84	82	12476	704	773	47.66	52.34
6	21	2013	6	15	1476	11.83	83	12476	735	741	49.80	50.20
10	5	2013	7	13	1476	11.83	84	12476	740	736	50.14	49.86
8	30	2013	6	18	1474	11.81	85	12476	771	703	52.31	47.69
10	11	2013	6	15	1474	11.81	86	12476	714	760	48.44	51.56
8	2	2013	6	15	1473	11.81	87	12476	754	719	51.19	48.81
9	1	2013	1	13	1472	11.80	88	12476	693	779	47.08	52.92
5	27	2013	2	14	1469	11.77	89	12476	607	862	41.32	58.68
6	23	2013	1	12	1469	11.77	90	12476	668	801	45.47	54.53
6	16	2013	1	13	1468	11.77	91	12476	638	830	43.46	56.54
5	24	2013	6	17	1466	11.75	92	12476	781	685	53.27	46.73
8	4	2013	1	15	1465	11.74	93	12476	715	750	48.81	51.19
6	28	2013	6	15	1464	11.73	94	12476	772	692	52.73	47.27

MO	DY	YR	DAY OF WK	HR	HR VOL	PERCENT OF AADT	HOUR NUMBER	AADT	EAST VOLUME	WEST VOLUME	PERCENT EAST IS OF TOTAL VOLUME	PERCENT WEST IS OF TOTAL VOLUME
8	4	2013	1	12	1462	11.72	95	12476	645	817	44.12	55.88
8	17	2013	7	16	1456	11.67	96	12476	780	676	53.57	46.43
8	2	2013	6	17	1454	11.65	97	12476	721	733	49.59	50.41
8	10	2013	7	13	1454	11.65	98	12476	639	815	43.95	56.05
5	26	2013	1	13	1453	11.65	99	12476	663	790	45.63	54.37
7	19	2013	6	15	1453	11.65	100	12476	756	697	52.03	47.97
8	30	2013	6	14	1452	11.64	101	12476	797	655	54.89	45.11
7	19	2013	6	16	1451	11.63	102	12476	768	683	52.93	47.07
8	25	2013	1	12	1447	11.60	103	12476	635	812	43.88	56.12
10	19	2013	7	16	1443	11.57	104	12476	754	689	52.25	47.75
8	16	2013	6	18	1442	11.56	105	12476	748	694	51.87	48.13
9	1	2013	1	14	1442	11.56	106	12476	725	717	50.28	49.72
7	14	2013	1	15	1440	11.54	107	12476	698	742	48.47	51.53
9	27	2013	6	16	1440	11.54	108	12476	744	696	51.67	48.33
8	23	2013	6	15	1437	11.52	109	12476	753	684	52.40	47.60
10	19	2013	7	12	1437	11.52	110	12476	497	940	34.59	65.41
5	25	2013	7	13	1436	11.51	111	12476	668	768	46.52	53.48
9	20	2013	6	16	1436	11.51	112	12476	787	649	54.81	45.19
7	21	2013	1	15	1434	11.49	113	12476	655	779	45.68	54.32
9	21	2013	7	14	1433	11.49	114	12476	613	820	42.78	57.22
7	19	2013	6	17	1432	11.48	115	12476	727	705	50.77	49.23
7	28	2013	1	12	1429	11.45	116	12476	611	818	42.76	57.24
7	6	2013	7	12	1428	11.45	117	12476	629	799	44.05	55.95
9	20	2013	6	18	1427	11.44	118	12476	741	686	51.93	48.07
9	21	2013	7	15	1425	11.42	119	12476	740	685	51.93	48.07
8	15	2013	5	16	1423	11.41	120	12476	774	649	54.39	45.61
9	13	2013	6	17	1422	11.40	121	12476	737	685	51.83	48.17
9	2	2013	2	12	1420	11.38	122	12476	566	854	39.86	60.14
9	6	2013	6	17	1420	11.38	123	12476	773	647	54.44	45.56
9	26	2013	5	17	1420	11.38	124	12476	808	612	56.90	43.10
10	5	2013	7	15	1420	11.38	125	12476	783	637	55.14	44.86
6	23	2013	1	17	1419	11.37	126	12476	623	796	43.90	56.10
10	12	2013	7	16	1419	11.37	127	12476	782	637	55.11	44.89
7	5	2013	6	14	1416	11.35	128	12476	640	776	45.20	54.80
6	22	2013	7	16	1415	11.34	129	12476	773	642	54.63	45.37
8	15	2013	5	15	1415	11.34	130	12476	799	616	56.47	43.53
7	6	2013	7	16	1412	11.32	131	12476	651	761	46.10	53.90
8	30	2013	6	13	1411	11.31	132	12476	736	675	52.16	47.84
8	31	2013	7	14	1410	11.30	133	12476	690	720	48.94	51.06
8	31	2013	7	13	1409	11.29	134	12476	684	725	48.55	51.45
8	15	2013	5	17	1407	11.28	135	12476	711	696	50.53	49.47

MO	DY	YR	DAY OF WK	HR	HR VOL	PERCENT OF AADT	HOUR NUMBER	AADT	EAST VOLUME	WEST VOLUME	PERCENT EAST IS OF TOTAL VOLUME	PERCENT WEST IS OF TOTAL VOLUME
7	14	2013	1	12	1405	11.26	136	12476	619	786	44.06	55.94
5	25	2013	7	15	1403	11.25	137	12476	698	705	49.75	50.25
6	7	2013	6	16	1403	11.25	138	12476	792	611	56.45	43.55
6	21	2013	6	18	1403	11.25	139	12476	691	712	49.25	50.75
7	12	2013	6	18	1403	11.25	140	12476	692	711	49.32	50.68
9	2	2013	2	15	1403	11.25	141	12476	669	734	47.68	52.32
10	5	2013	7	12	1403	11.25	142	12476	564	839	40.20	59.80
5	25	2013	7	12	1402	11.24	143	12476	712	690	50.78	49.22
6	28	2013	6	16	1400	11.22	144	12476	746	654	53.29	46.71
10	12	2013	7	12	1399	11.21	145	12476	526	873	37.60	62.40
8	10	2013	7	12	1398	11.21	146	12476	616	782	44.06	55.94
9	1	2013	1	16	1398	11.21	147	12476	745	653	53.29	46.71
7	19	2013	6	14	1396	11.19	148	12476	688	708	49.28	50.72
8	9	2013	6	18	1396	11.19	149	12476	708	688	50.72	49.28
7	28	2013	1	15	1395	11.18	150	12476	685	710	49.10	50.90
10	5	2013	7	14	1394	11.17	151	12476	706	688	50.65	49.35
6	2	2013	1	13	1392	11.16	152	12476	644	748	46.26	53.74
10	18	2013	6	18	1392	11.16	153	12476	630	762	45.26	54.74
9	14	2013	7	16	1391	11.15	154	12476	748	643	53.77	46.23
9	2	2013	2	14	1389	11.13	155	12476	604	785	43.48	56.52
10	20	2013	1	15	1389	11.13	156	12476	703	686	50.61	49.39
9	20	2013	6	15	1388	11.13	157	12476	751	637	54.11	45.89
10	6	2013	1	14	1388	11.13	158	12476	729	659	52.52	47.48
10	6	2013	1	15	1388	11.13	159	12476	674	714	48.56	51.44
10	19	2013	7	17	1386	11.11	160	12476	797	589	57.50	42.50
8	12	2013	2	16	1384	11.09	161	12476	711	673	51.37	48.63
8	31	2013	7	15	1384	11.09	162	12476	732	652	52.89	47.11
9	13	2013	6	16	1384	11.09	163	12476	732	652	52.89	47.11
7	7	2013	1	17	1383	11.09	164	12476	743	640	53.72	46.28
7	12	2013	6	15	1383	11.09	165	12476	750	633	54.23	45.77
8	4	2013	1	17	1383	11.09	166	12476	743	640	53.72	46.28
8	9	2013	6	14	1382	11.08	167	12476	709	673	51.30	48.70
6	22	2013	7	12	1381	11.07	168	12476	616	765	44.61	55.39
8	12	2013	2	15	1380	11.06	169	12476	688	692	49.86	50.14
8	31	2013	7	12	1380	11.06	170	12476	676	704	48.99	51.01
6	16	2013	1	15	1379	11.05	171	12476	676	703	49.02	50.98
9	6	2013	6	16	1378	11.05	172	12476	746	632	54.14	45.86
8	22	2013	5	17	1377	11.04	173	12476	711	666	51.63	48.37
6	16	2013	1	14	1376	11.03	174	12476	648	728	47.09	52.91
8	18	2013	1	11	1376	11.03	175	12476	608	768	44.19	55.81
8	2	2013	6	14	1375	11.02	176	12476	692	683	50.33	49.67

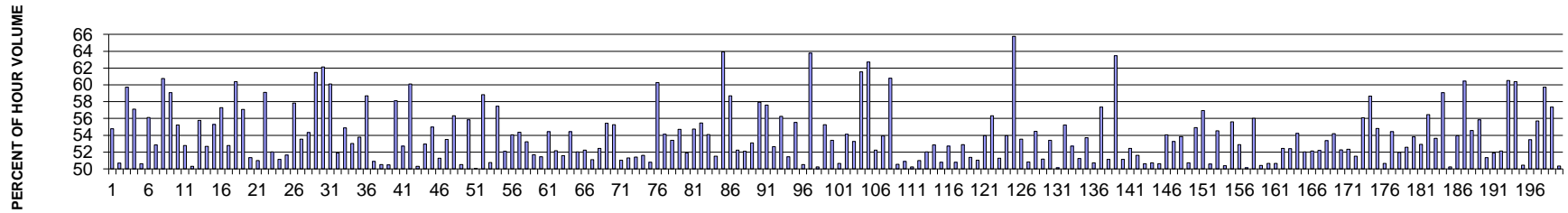
MO	DY	YR	DAY OF WK	HR	HR VOL	PERCENT OF AADT	HOUR NUMBER	AADT	EAST VOLUME	WEST VOLUME	PERCENT EAST IS OF TOTAL VOLUME	PERCENT WEST IS OF TOTAL VOLUME
10	4	2013	6	15	1375	11.02	177	12476	665	710	48.36	51.64
10	12	2013	7	17	1374	11.01	178	12476	769	605	55.97	44.03
6	21	2013	6	14	1373	11.01	179	12476	717	656	52.22	47.78
8	3	2013	7	14	1373	11.01	180	12476	612	761	44.57	55.43
9	8	2013	1	15	1373	11.01	181	12476	624	749	45.45	54.55
9	13	2013	6	18	1373	11.01	182	12476	684	689	49.82	50.18
7	27	2013	7	13	1372	11.00	183	12476	682	690	49.71	50.29
8	2	2013	6	13	1372	11.00	184	12476	676	696	49.27	50.73
9	1	2013	1	15	1372	11.00	185	12476	642	730	46.79	53.21
4	26	2013	6	16	1371	10.99	186	12476	665	706	48.50	51.50
8	9	2013	6	12	1371	10.99	187	12476	694	677	50.62	49.38
7	12	2013	6	17	1370	10.98	188	12476	721	649	52.63	47.37
6	30	2013	1	14	1369	10.97	189	12476	622	747	45.43	54.57
10	20	2013	1	16	1369	10.97	190	12476	734	635	53.62	46.38
10	25	2013	6	17	1369	10.97	191	12476	731	638	53.40	46.60
7	26	2013	6	14	1368	10.97	192	12476	720	648	52.63	47.37
10	18	2013	6	15	1368	10.97	193	12476	636	732	46.49	53.51
6	14	2013	6	16	1367	10.96	194	12476	750	617	54.86	45.14
12	27	2013	6	16	1367	10.96	195	12476	699	668	51.13	48.87
9	27	2013	6	18	1365	10.94	196	12476	682	683	49.96	50.04
7	7	2013	1	16	1364	10.93	197	12476	732	632	53.67	46.33
8	10	2013	7	14	1364	10.93	198	12476	640	724	46.92	53.08
6	30	2013	1	16	1363	10.92	199	12476	619	744	45.41	54.59
7	26	2013	6	12	1362	10.92	200	12476	677	685	49.71	50.29

**SR 082 MP 24.83 SELAH ADC SITE R048
K FOR PEAK 200 HOURS OF 2013**



AADT= 16231 K 30 FACTOR= 11.39 K 100 FACTOR= 10.81 K 200 FACTOR= 10.15 D 30 FACTOR= 62.12

**SR 082 MP 24.83 SELAH ADC SITE R048
D % IN THE PEAK 200 HOURS OF 2013**



MO	DY	YR	DAY OF WK	HR	HR VOL	PERCENT OF AADT	HOUR NUMBER	AADT	EAST VOLUME	WEST VOLUME	PERCENT EAST IS OF TOTAL VOLUME	PERCENT WEST IS OF TOTAL VOLUME
11	27	2013	4	16	2081	12.82	1	16231	1140	941	54.78	45.22
11	27	2013	4	15	2046	12.61	2	16231	1037	1009	50.68	49.32
9	20	2013	6	17	2031	12.51	3	16231	1213	818	59.72	40.28
9	20	2013	6	16	2028	12.49	4	16231	1158	870	57.10	42.90
11	27	2013	4	14	1997	12.30	5	16231	986	1011	49.37	50.63
5	3	2013	6	17	1985	12.23	6	16231	1114	871	56.12	43.88
5	24	2013	6	14	1981	12.21	7	16231	934	1047	47.15	52.85
8	30	2013	6	17	1965	12.11	8	16231	771	1194	39.24	60.76
11	27	2013	4	17	1959	12.07	9	16231	1157	802	59.06	40.94
6	16	2013	1	17	1955	12.04	10	16231	875	1080	44.76	55.24
8	16	2013	6	16	1951	12.02	11	16231	1030	921	52.79	47.21
5	24	2013	6	15	1945	11.98	12	16231	979	966	50.33	49.67

MO	DY	YR	DAY OF WK	HR	HR VOL	PERCENT OF AADT	HOUR NUMBER	AADT	EAST VOLUME	WEST VOLUME	PERCENT EAST IS OF TOTAL VOLUME	PERCENT WEST IS OF TOTAL VOLUME
6	21	2013	6	17	1937	11.93	13	16231	1080	857	55.76	44.24
6	21	2013	6	15	1928	11.88	14	16231	1016	912	52.70	47.30
8	30	2013	6	14	1911	11.77	15	16231	854	1057	44.69	55.31
9	2	2013	2	12	1911	11.77	16	16231	1095	816	57.30	42.70
5	24	2013	6	16	1906	11.74	17	16231	1006	900	52.78	47.22
12	1	2013	1	15	1906	11.74	18	16231	755	1151	39.61	60.39
8	25	2013	1	16	1901	11.71	19	16231	816	1085	42.92	57.08
5	17	2013	6	17	1893	11.66	20	16231	972	921	51.35	48.65
6	21	2013	6	16	1888	11.63	21	16231	963	925	51.01	48.99
8	30	2013	6	18	1885	11.61	22	16231	771	1114	40.90	59.10
10	11	2013	6	17	1882	11.60	23	16231	979	903	52.02	47.98
11	27	2013	4	13	1873	11.54	24	16231	915	958	48.85	51.15
10	11	2013	6	16	1861	11.47	25	16231	961	900	51.64	48.36
5	3	2013	6	16	1860	11.46	26	16231	1076	784	57.85	42.15
5	27	2013	2	15	1853	11.42	27	16231	861	992	46.47	53.53
6	23	2013	1	15	1850	11.40	28	16231	845	1005	45.68	54.32
8	30	2013	6	16	1849	11.39	29	16231	712	1137	38.51	61.49
5	12	2013	1	17	1848	11.39	30	16231	700	1148	37.88	62.12
8	30	2013	6	15	1847	11.38	31	16231	737	1110	39.90	60.10
6	14	2013	6	17	1846	11.37	32	16231	958	888	51.90	48.10
5	3	2013	6	18	1839	11.33	33	16231	1009	830	54.87	45.13
4	21	2013	1	16	1835	11.31	34	16231	862	973	46.98	53.02
7	21	2013	1	15	1832	11.29	35	16231	847	985	46.23	53.77
5	10	2013	6	17	1831	11.28	36	16231	1075	756	58.71	41.29
7	7	2013	1	17	1831	11.28	37	16231	899	932	49.10	50.90
5	24	2013	6	13	1829	11.27	38	16231	905	924	49.48	50.52
6	21	2013	6	14	1828	11.26	39	16231	923	905	50.49	49.51
5	19	2013	1	16	1826	11.25	40	16231	765	1061	41.89	58.11
7	7	2013	1	15	1825	11.24	41	16231	863	962	47.29	52.71
5	19	2013	1	15	1823	11.23	42	16231	727	1096	39.88	60.12
7	26	2013	6	15	1823	11.23	43	16231	917	906	50.30	49.70
8	9	2013	6	16	1822	11.23	44	16231	965	857	52.96	47.04
6	16	2013	1	15	1815	11.18	45	16231	817	998	45.01	54.99
6	30	2013	1	14	1815	11.18	46	16231	884	931	48.71	51.29
7	7	2013	1	14	1815	11.18	47	16231	844	971	46.50	53.50
5	10	2013	6	16	1814	11.18	48	16231	1022	792	56.34	43.66
5	24	2013	6	17	1813	11.17	49	16231	897	916	49.48	50.52
6	23	2013	1	16	1812	11.16	50	16231	800	1012	44.15	55.85
7	19	2013	6	16	1809	11.15	51	16231	906	903	50.08	49.92
12	1	2013	1	16	1807	11.13	52	16231	744	1063	41.17	58.83
6	14	2013	6	16	1805	11.12	53	16231	916	889	50.75	49.25

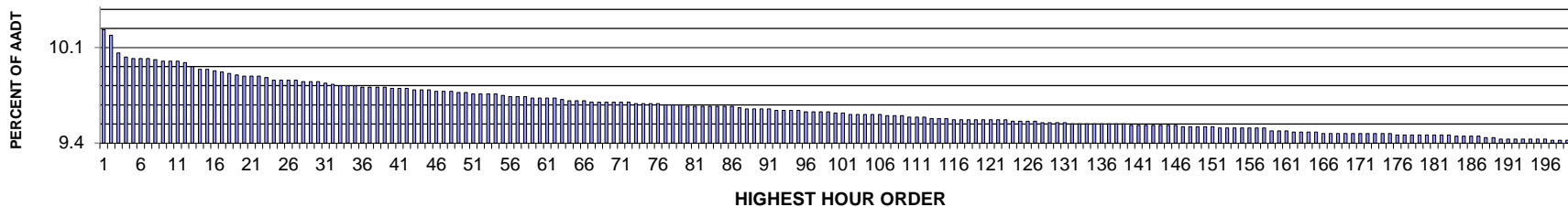
MO	DY	YR	DAY OF WK	HR	HR VOL	PERCENT OF AADT	HOUR NUMBER	AADT	EAST VOLUME	WEST VOLUME	PERCENT EAST IS OF TOTAL VOLUME	PERCENT WEST IS OF TOTAL VOLUME
12	1	2013	1	13	1805	11.12	54	16231	768	1037	42.55	57.45
10	4	2013	6	18	1804	11.11	55	16231	940	864	52.11	47.89
11	30	2013	7	13	1804	11.11	56	16231	829	975	45.95	54.05
5	31	2013	6	17	1802	11.10	57	16231	980	822	54.38	45.62
7	7	2013	1	16	1802	11.10	58	16231	843	959	46.78	53.22
8	16	2013	6	17	1801	11.10	59	16231	931	870	51.69	48.31
8	25	2013	1	15	1798	11.08	60	16231	873	925	48.55	51.45
10	11	2013	6	15	1797	11.07	61	16231	978	819	54.42	45.58
9	2	2013	2	11	1796	11.07	62	16231	937	859	52.17	47.83
8	11	2013	1	15	1795	11.06	63	16231	869	926	48.41	51.59
9	27	2013	6	18	1795	11.06	64	16231	977	818	54.43	45.57
10	4	2013	6	17	1793	11.05	65	16231	933	860	52.04	47.96
6	28	2013	6	14	1792	11.04	66	16231	856	936	47.77	52.23
7	28	2013	1	13	1791	11.03	67	16231	915	876	51.09	48.91
8	31	2013	7	12	1791	11.03	68	16231	852	939	47.57	52.43
6	14	2013	6	18	1790	11.03	69	16231	992	798	55.42	44.58
10	4	2013	6	16	1790	11.03	70	16231	989	801	55.25	44.75
8	18	2013	1	17	1789	11.02	71	16231	913	876	51.03	48.97
8	11	2013	1	14	1785	11.00	72	16231	869	916	48.68	51.32
8	18	2013	1	15	1785	11.00	73	16231	867	918	48.57	51.43
6	30	2013	1	13	1784	10.99	74	16231	863	921	48.37	51.63
8	23	2013	6	16	1784	10.99	75	16231	906	878	50.78	49.22
9	2	2013	2	13	1784	10.99	76	16231	1075	709	60.26	39.74
9	27	2013	6	16	1783	10.99	77	16231	965	818	54.12	45.88
6	21	2013	6	13	1782	10.98	78	16231	952	830	53.42	46.58
8	9	2013	6	17	1782	10.98	79	16231	975	807	54.71	45.29
8	31	2013	7	13	1782	10.98	80	16231	857	925	48.09	51.91
7	19	2013	6	14	1781	10.97	81	16231	806	975	45.26	54.74
6	23	2013	1	14	1779	10.96	82	16231	792	987	44.52	55.48
8	30	2013	6	13	1779	10.96	83	16231	817	962	45.92	54.08
7	28	2013	1	15	1778	10.95	84	16231	916	862	51.52	48.48
5	12	2013	1	18	1776	10.94	85	16231	641	1135	36.09	63.91
5	10	2013	6	18	1775	10.94	86	16231	1042	733	58.70	41.30
10	18	2013	6	17	1774	10.93	87	16231	927	847	52.25	47.75
10	18	2013	6	18	1772	10.92	88	16231	923	849	52.09	47.91
7	21	2013	1	14	1768	10.89	89	16231	829	939	46.89	53.11
9	15	2013	1	14	1767	10.89	90	16231	743	1024	42.05	57.95
9	2	2013	2	14	1766	10.88	91	16231	1017	749	57.59	42.41
8	11	2013	1	16	1764	10.87	92	16231	835	929	47.34	52.66
11	30	2013	7	14	1764	10.87	93	16231	772	992	43.76	56.24
9	27	2013	6	17	1763	10.86	94	16231	907	856	51.45	48.55

MO	DY	YR	DAY OF WK	HR	HR VOL	PERCENT OF AADT	HOUR NUMBER	AADT	EAST VOLUME	WEST VOLUME	PERCENT EAST IS OF TOTAL VOLUME	PERCENT WEST IS OF TOTAL VOLUME
5	17	2013	6	16	1761	10.85	95	16231	978	783	55.54	44.46
5	27	2013	2	16	1760	10.84	96	16231	871	889	49.49	50.51
11	27	2013	4	18	1756	10.82	97	16231	1120	636	63.78	36.22
8	11	2013	1	17	1755	10.81	98	16231	873	882	49.74	50.26
9	15	2013	1	16	1754	10.81	99	16231	785	969	44.75	55.25
10	25	2013	6	17	1754	10.81	100	16231	937	817	53.42	46.58
7	19	2013	6	17	1753	10.80	101	16231	888	865	50.66	49.34
6	30	2013	1	15	1751	10.79	102	16231	803	948	45.86	54.14
7	28	2013	1	14	1750	10.78	103	16231	932	818	53.26	46.74
12	1	2013	1	14	1750	10.78	104	16231	673	1077	38.46	61.54
5	5	2013	1	18	1748	10.77	105	16231	652	1096	37.30	62.70
10	11	2013	6	18	1748	10.77	106	16231	913	835	52.23	47.77
6	16	2013	1	18	1747	10.76	107	16231	805	942	46.08	53.92
5	12	2013	1	16	1745	10.75	108	16231	684	1061	39.20	60.80
7	19	2013	6	15	1743	10.74	109	16231	881	862	50.55	49.45
8	16	2013	6	15	1743	10.74	110	16231	887	856	50.89	49.11
6	7	2013	6	15	1741	10.73	111	16231	866	875	49.74	50.26
8	23	2013	6	15	1741	10.73	112	16231	888	853	51.01	48.99
9	27	2013	6	15	1741	10.73	113	16231	906	835	52.04	47.96
6	23	2013	1	17	1740	10.72	114	16231	820	920	47.13	52.87
8	18	2013	1	16	1740	10.72	115	16231	884	856	50.80	49.20
7	21	2013	1	16	1739	10.71	116	16231	822	917	47.27	52.73
8	2	2013	6	17	1739	10.71	117	16231	883	856	50.78	49.22
7	26	2013	6	14	1736	10.70	118	16231	818	918	47.12	52.88
8	16	2013	6	14	1734	10.68	119	16231	891	843	51.38	48.62
8	18	2013	1	14	1734	10.68	120	16231	885	849	51.04	48.96
7	12	2013	6	15	1733	10.68	121	16231	935	798	53.95	46.05
7	21	2013	1	13	1733	10.68	122	16231	757	976	43.68	56.32
10	20	2013	1	16	1732	10.67	123	16231	844	888	48.73	51.27
7	12	2013	6	16	1731	10.66	124	16231	934	797	53.96	46.04
5	12	2013	1	15	1730	10.66	125	16231	592	1138	34.22	65.78
9	20	2013	6	18	1730	10.66	126	16231	926	804	53.53	46.47
8	17	2013	7	12	1729	10.65	127	16231	850	879	49.16	50.84
7	14	2013	1	15	1728	10.65	128	16231	787	941	45.54	54.46
10	25	2013	6	16	1727	10.64	129	16231	884	843	51.19	48.81
10	25	2013	6	18	1726	10.63	130	16231	922	804	53.42	46.58
5	24	2013	6	12	1725	10.63	131	16231	860	865	49.86	50.14
6	16	2013	1	16	1724	10.62	132	16231	772	952	44.78	55.22
7	7	2013	1	13	1724	10.62	133	16231	815	909	47.27	52.73
6	16	2013	1	14	1723	10.62	134	16231	840	883	48.75	51.25
9	6	2013	6	16	1722	10.61	135	16231	925	797	53.72	46.28

MO	DY	YR	DAY OF WK	HR	HR VOL	PERCENT OF AADT	HOUR NUMBER	AADT	EAST VOLUME	WEST VOLUME	PERCENT EAST IS OF TOTAL VOLUME	PERCENT WEST IS OF TOTAL VOLUME
5	24	2013	6	18	1721	10.60	136	16231	873	848	50.73	49.27
9	15	2013	1	15	1717	10.58	137	16231	732	985	42.63	57.37
9	13	2013	6	17	1715	10.57	138	16231	877	838	51.14	48.86
4	28	2013	1	16	1714	10.56	139	16231	626	1088	36.52	63.48
8	18	2013	1	13	1713	10.55	140	16231	837	876	48.86	51.14
5	27	2013	2	17	1712	10.55	141	16231	814	898	47.55	52.45
7	12	2013	6	17	1709	10.53	142	16231	882	827	51.61	48.39
5	27	2013	2	14	1706	10.51	143	16231	842	864	49.36	50.64
8	2	2013	6	16	1703	10.49	144	16231	864	839	50.73	49.27
9	6	2013	6	17	1703	10.49	145	16231	841	862	49.38	50.62
8	4	2013	1	15	1700	10.47	146	16231	781	919	45.94	54.06
4	12	2013	6	17	1699	10.47	147	16231	905	794	53.27	46.73
4	26	2013	6	17	1699	10.47	148	16231	915	784	53.86	46.14
6	28	2013	6	15	1698	10.46	149	16231	837	861	49.29	50.71
4	7	2013	1	16	1695	10.44	150	16231	764	931	45.07	54.93
5	10	2013	6	15	1695	10.44	151	16231	965	730	56.93	43.07
7	26	2013	6	16	1694	10.44	152	16231	857	837	50.59	49.41
8	25	2013	1	17	1694	10.44	153	16231	770	924	45.45	54.55
6	7	2013	6	16	1693	10.43	154	16231	840	853	49.62	50.38
7	14	2013	1	14	1691	10.42	155	16231	751	940	44.41	55.59
6	14	2013	6	15	1690	10.41	156	16231	894	796	52.90	47.10
5	31	2013	6	16	1689	10.41	157	16231	847	842	50.15	49.85
8	31	2013	7	11	1689	10.41	158	16231	743	946	43.99	56.01
4	19	2013	6	17	1688	10.40	159	16231	837	851	49.59	50.41
6	30	2013	1	12	1686	10.39	160	16231	854	832	50.65	49.35
8	23	2013	6	18	1686	10.39	161	16231	854	832	50.65	49.35
4	12	2013	6	16	1685	10.38	162	16231	884	801	52.46	47.54
8	2	2013	6	15	1685	10.38	163	16231	802	883	47.60	52.40
11	30	2013	7	15	1684	10.38	164	16231	771	913	45.78	54.22
6	28	2013	6	17	1682	10.36	165	16231	875	807	52.02	47.98
7	26	2013	6	17	1682	10.36	166	16231	877	805	52.14	47.86
9	13	2013	6	18	1678	10.34	167	16231	876	802	52.21	47.79
6	23	2013	1	13	1677	10.33	168	16231	782	895	46.63	53.37
5	17	2013	6	15	1675	10.32	169	16231	908	767	54.21	45.79
7	28	2013	1	12	1674	10.31	170	16231	875	799	52.27	47.73
8	9	2013	6	14	1674	10.31	171	16231	876	798	52.33	47.67
6	28	2013	6	13	1672	10.30	172	16231	861	811	51.50	48.50
10	27	2013	1	16	1672	10.30	173	16231	734	938	43.90	56.10
5	12	2013	1	14	1669	10.28	174	16231	690	979	41.34	58.66
11	8	2013	6	18	1669	10.28	175	16231	915	754	54.82	45.18
6	14	2013	6	14	1668	10.28	176	16231	823	845	49.34	50.66

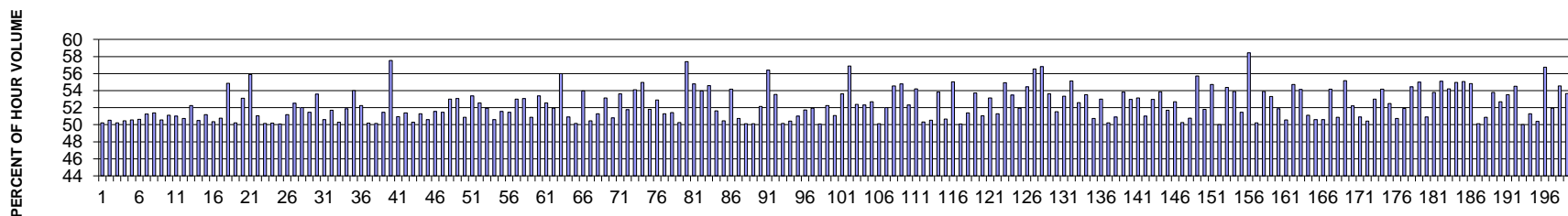
MO	DY	YR	DAY OF WK	HR	HR VOL	PERCENT OF AADT	HOUR NUMBER	AADT	EAST VOLUME	WEST VOLUME	PERCENT EAST IS OF TOTAL VOLUME	PERCENT WEST IS OF TOTAL VOLUME
8	11	2013	1	13	1668	10.28	177	16231	760	908	45.56	54.44
8	23	2013	6	14	1666	10.26	178	16231	866	800	51.98	48.02
8	23	2013	6	17	1666	10.26	179	16231	876	790	52.58	47.42
7	28	2013	1	16	1665	10.26	180	16231	769	896	46.19	53.81
11	8	2013	6	16	1664	10.25	181	16231	881	783	52.94	47.06
7	14	2013	1	16	1663	10.25	182	16231	724	939	43.54	56.46
10	20	2013	1	17	1663	10.25	183	16231	771	892	46.36	53.64
5	12	2013	1	19	1661	10.23	184	16231	680	981	40.94	59.06
10	11	2013	6	13	1660	10.23	185	16231	834	826	50.24	49.76
5	17	2013	6	18	1659	10.22	186	16231	895	764	53.95	46.05
5	19	2013	1	17	1659	10.22	187	16231	656	1003	39.54	60.46
8	4	2013	1	14	1655	10.20	188	16231	752	903	45.44	54.56
6	21	2013	6	18	1654	10.19	189	16231	924	730	55.86	44.14
6	23	2013	1	18	1652	10.18	190	16231	804	848	48.67	51.33
7	21	2013	1	17	1652	10.18	191	16231	857	795	51.88	48.12
10	4	2013	6	15	1652	10.18	192	16231	861	791	52.12	47.88
12	1	2013	1	12	1652	10.18	193	16231	652	1000	39.47	60.53
3	31	2013	1	18	1651	10.17	194	16231	654	997	39.61	60.39
4	7	2013	1	17	1651	10.17	195	16231	818	833	49.55	50.45
7	19	2013	6	18	1651	10.17	196	16231	883	768	53.48	46.52
9	2	2013	2	15	1651	10.17	197	16231	920	731	55.72	44.28
6	22	2013	7	12	1649	10.16	198	16231	985	664	59.73	40.27
10	6	2013	1	16	1649	10.16	199	16231	703	946	42.63	57.37
7	12	2013	6	18	1648	10.15	200	16231	830	818	50.36	49.64

**SR 003 MP 44.33 SILVERDALE ADC SITE R050
K FOR PEAK 200 HOURS OF 2013**



AADT= 43040 K 30 FACTOR= 9.85 K 100 FACTOR= 9.62 K 200 FACTOR= 9.42 D 30 FACTOR= 53.59

**SR 003 MP 44.33 SILVERDALE ADC SITE R050
D % IN THE PEAK 200 HOURS OF 2013**



MO	DY	YR	DAY OF WK	HR	HR VOL	PERCENT OF AADT	HOUR NUMBER	AADT	NORTH VOLUME	SOUTH VOLUME	PERCENT NORTH IS OF TOTAL VOLUME	PERCENT SOUTH IS OF TOTAL VOLUME
6	13	2013	5	17	4404	10.23	1	43040	2212	2192	50.23	49.77
6	14	2013	6	16	4387	10.19	2	43040	2170	2217	49.46	50.54
10	29	2013	3	17	4331	10.06	3	43040	2175	2156	50.22	49.78
8	21	2013	4	17	4316	10.03	4	43040	2178	2138	50.46	49.54
11	20	2013	4	17	4314	10.02	5	43040	2182	2132	50.58	49.42
7	10	2013	4	17	4312	10.02	6	43040	2184	2128	50.65	49.35
10	31	2013	5	17	4311	10.02	7	43040	2210	2101	51.26	48.74
12	11	2013	4	17	4307	10.01	8	43040	2213	2094	51.38	48.62
8	8	2013	5	17	4304	10.00	9	43040	2177	2127	50.58	49.42
5	15	2013	4	17	4303	10.00	10	43040	2104	2199	48.90	51.10
8	14	2013	4	17	4302	10.00	11	43040	2107	2195	48.98	51.02
10	25	2013	6	16	4300	9.99	12	43040	2118	2182	49.26	50.74

MO	DY	YR	DAY OF WK	HR	HR VOL	PERCENT OF AADT	HOUR NUMBER	AADT	NORTH VOLUME	SOUTH VOLUME	PERCENT NORTH IS OF TOTAL VOLUME	PERCENT SOUTH IS OF TOTAL VOLUME
12	5	2013	5	17	4285	9.96	13	43040	2239	2046	52.25	47.75
7	31	2013	4	17	4280	9.94	14	43040	2161	2119	50.49	49.51
12	13	2013	6	16	4280	9.94	15	43040	2090	2190	48.83	51.17
5	16	2013	5	17	4276	9.93	16	43040	2122	2154	49.63	50.37
7	18	2013	5	17	4271	9.92	17	43040	2168	2103	50.76	49.24
12	13	2013	6	17	4264	9.91	18	43040	2339	1925	54.85	45.15
7	17	2013	4	17	4262	9.90	19	43040	2121	2141	49.77	50.23
5	31	2013	6	16	4257	9.89	20	43040	1997	2260	46.91	53.09
6	20	2013	5	16	4257	9.89	21	43040	1878	2379	44.12	55.88
8	20	2013	3	17	4257	9.89	22	43040	2173	2084	51.05	48.95
2	14	2013	5	17	4251	9.88	23	43040	2119	2132	49.85	50.15
10	11	2013	6	16	4245	9.86	24	43040	2114	2131	49.80	50.20
7	24	2013	4	17	4244	9.86	25	43040	2119	2125	49.93	50.07
6	5	2013	4	17	4242	9.86	26	43040	2172	2070	51.20	48.80
10	9	2013	4	17	4242	9.86	27	43040	2228	2014	52.52	47.48
11	15	2013	6	16	4241	9.85	28	43040	2035	2206	47.98	52.02
10	24	2013	5	17	4239	9.85	29	43040	2182	2057	51.47	48.53
9	19	2013	5	16	4238	9.85	30	43040	1967	2271	46.41	53.59
8	13	2013	3	17	4236	9.84	31	43040	2144	2092	50.61	49.39
8	6	2013	3	17	4230	9.83	32	43040	2187	2043	51.70	48.30
5	3	2013	6	16	4227	9.82	33	43040	2126	2101	50.30	49.70
9	13	2013	6	16	4225	9.82	34	43040	2034	2191	48.14	51.86
10	31	2013	5	16	4225	9.82	35	43040	1943	2282	45.99	54.01
11	22	2013	6	16	4223	9.81	36	43040	2017	2206	47.76	52.24
6	18	2013	3	17	4222	9.81	37	43040	2119	2103	50.19	49.81
9	25	2013	4	17	4222	9.81	38	43040	2117	2105	50.14	49.86
9	27	2013	6	16	4221	9.81	39	43040	2049	2172	48.54	51.46
5	7	2013	3	16	4219	9.80	40	43040	1791	2428	42.45	57.55
12	4	2013	4	17	4218	9.80	41	43040	2149	2069	50.95	49.05
11	21	2013	5	17	4217	9.80	42	43040	2167	2050	51.39	48.61
9	3	2013	3	17	4214	9.79	43	43040	2119	2095	50.28	49.72
11	6	2013	4	17	4213	9.79	44	43040	2161	2052	51.29	48.71
8	7	2013	4	17	4212	9.79	45	43040	2131	2081	50.59	49.41
11	26	2013	3	17	4211	9.78	46	43040	2171	2040	51.56	48.44
9	12	2013	5	16	4210	9.78	47	43040	2043	2167	48.53	51.47
10	28	2013	2	16	4208	9.78	48	43040	1978	2230	47.01	52.99
10	16	2013	4	16	4205	9.77	49	43040	1973	2232	46.92	53.08
9	10	2013	3	17	4204	9.77	50	43040	2138	2066	50.86	49.14
7	18	2013	5	16	4201	9.76	51	43040	1958	2243	46.61	53.39
9	26	2013	5	17	4201	9.76	52	43040	2208	1993	52.56	47.44
10	30	2013	4	17	4200	9.76	53	43040	2181	2019	51.93	48.07

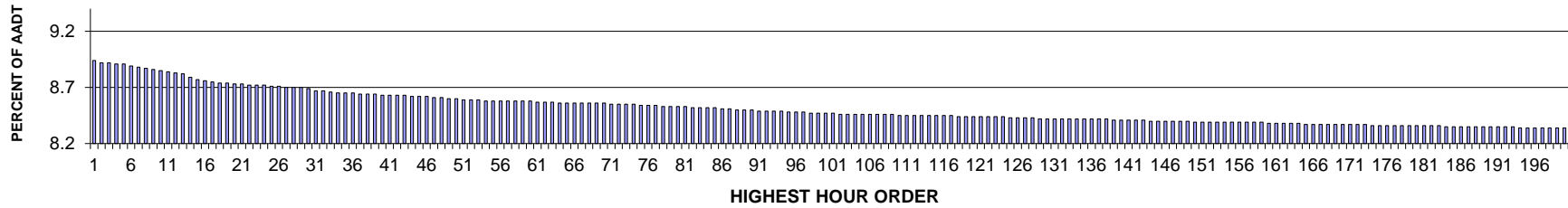
MO	DY	YR	DAY OF WK	HR	HR VOL	PERCENT OF AADT	HOUR NUMBER	AADT	NORTH VOLUME	SOUTH VOLUME	PERCENT NORTH IS OF TOTAL VOLUME	PERCENT SOUTH IS OF TOTAL VOLUME
11	5	2013	3	16	4200	9.76	54	43040	1849	2351	44.02	55.98
12	3	2013	3	17	4197	9.75	55	43040	2137	2060	50.92	49.08
6	19	2013	4	17	4193	9.74	56	43040	2090	2103	49.84	50.16
9	27	2013	6	17	4193	9.74	57	43040	2262	1931	53.95	46.05
7	11	2013	5	17	4190	9.74	58	43040	2114	2076	50.45	49.55
11	27	2013	4	16	4189	9.73	59	43040	2148	2041	51.28	48.72
8	15	2013	5	16	4188	9.73	60	43040	1963	2225	46.87	53.13
11	4	2013	2	17	4187	9.73	61	43040	2127	2060	50.80	49.20
7	24	2013	4	16	4186	9.73	62	43040	1941	2245	46.37	53.63
10	8	2013	3	17	4183	9.72	63	43040	2165	2018	51.76	48.24
6	13	2013	5	16	4180	9.71	64	43040	1918	2262	45.89	54.11
12	19	2013	5	16	4180	9.71	65	43040	1883	2297	45.05	54.95
6	25	2013	3	17	4179	9.71	66	43040	2165	2014	51.81	48.19
5	17	2013	6	16	4177	9.70	67	43040	1967	2210	47.09	52.91
5	23	2013	5	17	4177	9.70	68	43040	2034	2143	48.70	51.30
9	20	2013	6	16	4177	9.70	69	43040	2148	2029	51.42	48.58
1	24	2013	5	17	4176	9.70	70	43040	2098	2078	50.24	49.76
9	20	2013	6	17	4175	9.70	71	43040	2397	1778	57.41	42.59
6	4	2013	3	16	4174	9.70	72	43040	1887	2287	45.21	54.79
10	17	2013	5	16	4172	9.69	73	43040	1920	2252	46.02	53.98
12	18	2013	4	16	4172	9.69	74	43040	1895	2277	45.42	54.58
6	7	2013	6	16	4171	9.69	75	43040	2018	2153	48.38	51.62
8	15	2013	5	17	4169	9.69	76	43040	2104	2065	50.47	49.53
7	25	2013	5	16	4167	9.68	77	43040	1910	2257	45.84	54.16
8	1	2013	5	17	4166	9.68	78	43040	2114	2052	50.74	49.26
6	6	2013	5	17	4165	9.68	79	43040	2078	2087	49.89	50.11
10	23	2013	4	17	4164	9.67	80	43040	2087	2077	50.12	49.88
9	12	2013	5	17	4163	9.67	81	43040	2171	1992	52.15	47.85
5	16	2013	5	16	4162	9.67	82	43040	1814	2348	43.58	56.42
7	10	2013	4	16	4162	9.67	83	43040	1933	2229	46.44	53.56
9	24	2013	3	17	4162	9.67	84	43040	2088	2074	50.17	49.83
8	23	2013	6	16	4161	9.67	85	43040	2062	2099	49.56	50.44
10	15	2013	3	17	4161	9.67	86	43040	2122	2039	51.00	49.00
9	18	2013	4	17	4158	9.66	87	43040	2151	2007	51.73	48.27
8	22	2013	5	17	4153	9.65	88	43040	2157	1996	51.94	48.06
6	20	2013	5	17	4152	9.65	89	43040	2080	2072	50.10	49.90
8	9	2013	6	16	4152	9.65	90	43040	1982	2170	47.74	52.26
11	5	2013	3	17	4152	9.65	91	43040	2121	2031	51.08	48.92
8	21	2013	4	16	4149	9.64	92	43040	1924	2225	46.37	53.63
5	23	2013	5	16	4148	9.64	93	43040	1788	2360	43.11	56.89
6	14	2013	6	17	4148	9.64	94	43040	2173	1975	52.39	47.61

MO	DY	YR	DAY OF WK	HR	HR VOL	PERCENT OF AADT	HOUR NUMBER	AADT	NORTH VOLUME	SOUTH VOLUME	PERCENT NORTH IS OF TOTAL VOLUME	PERCENT SOUTH IS OF TOTAL VOLUME
9	17	2013	3	17	4148	9.64	95	43040	2170	1978	52.31	47.69
7	25	2013	5	17	4146	9.63	96	43040	2185	1961	52.70	47.30
5	9	2013	5	17	4144	9.63	97	43040	2067	2077	49.88	50.12
7	2	2013	3	17	4144	9.63	98	43040	2155	1989	52.00	48.00
12	17	2013	3	16	4143	9.63	99	43040	1883	2260	45.45	54.55
9	13	2013	6	17	4142	9.62	100	43040	2270	1872	54.80	45.20
11	13	2013	4	17	4140	9.62	101	43040	2166	1974	52.32	47.68
8	28	2013	4	16	4138	9.61	102	43040	1895	2243	45.80	54.20
1	9	2013	4	17	4137	9.61	103	43040	2082	2055	50.33	49.67
12	18	2013	4	17	4137	9.61	104	43040	2046	2091	49.46	50.54
5	10	2013	6	16	4136	9.61	105	43040	1909	2227	46.16	53.84
1	8	2013	3	17	4135	9.61	106	43040	2095	2040	50.67	49.33
9	25	2013	4	16	4131	9.60	107	43040	1858	2273	44.98	55.02
9	9	2013	2	17	4130	9.60	108	43040	2069	2061	50.10	49.90
12	16	2013	2	17	4130	9.60	109	43040	2122	2008	51.38	48.62
7	17	2013	4	16	4127	9.59	110	43040	1910	2217	46.28	53.72
11	19	2013	3	17	4127	9.59	111	43040	2106	2021	51.03	48.97
10	15	2013	3	16	4126	9.59	112	43040	1934	2192	46.87	53.13
7	23	2013	3	17	4125	9.58	113	43040	2116	2009	51.30	48.70
8	20	2013	3	16	4125	9.58	114	43040	1860	2265	45.09	54.91
10	23	2013	4	16	4124	9.58	115	43040	1919	2205	46.53	53.47
6	12	2013	4	17	4120	9.57	116	43040	2140	1980	51.94	48.06
3	8	2013	6	16	4119	9.57	117	43040	1877	2242	45.57	54.43
5	15	2013	4	16	4119	9.57	118	43040	1790	2329	43.46	56.54
5	9	2013	5	16	4118	9.57	119	43040	1779	2339	43.20	56.80
8	22	2013	5	16	4118	9.57	120	43040	1910	2208	46.38	53.62
9	19	2013	5	17	4118	9.57	121	43040	2122	1996	51.53	48.47
8	28	2013	4	17	4117	9.57	122	43040	2196	1921	53.34	46.66
10	11	2013	6	17	4117	9.57	123	43040	2270	1847	55.14	44.86
10	17	2013	5	17	4116	9.56	124	43040	2165	1951	52.60	47.40
10	3	2013	5	16	4115	9.56	125	43040	1913	2202	46.49	53.51
6	27	2013	5	17	4113	9.56	126	43040	2086	2027	50.72	49.28
7	1	2013	2	16	4113	9.56	127	43040	1933	2180	47.00	53.00
1	16	2013	4	17	4111	9.55	128	43040	2046	2065	49.77	50.23
7	16	2013	3	17	4109	9.55	129	43040	2092	2017	50.91	49.09
10	29	2013	3	16	4109	9.55	130	43040	1897	2212	46.17	53.83
11	13	2013	4	16	4109	9.55	131	43040	1933	2176	47.04	52.96
1	11	2013	6	16	4108	9.54	132	43040	1925	2183	46.86	53.14
7	12	2013	6	16	4107	9.54	133	43040	2012	2095	48.99	51.01
7	11	2013	5	16	4105	9.54	134	43040	1931	2174	47.04	52.96
11	21	2013	5	16	4105	9.54	135	43040	1894	2211	46.14	53.86

MO	DY	YR	DAY OF WK	HR	HR VOL	PERCENT OF AADT	HOUR NUMBER	AADT	NORTH VOLUME	SOUTH VOLUME	PERCENT NORTH IS OF TOTAL VOLUME	PERCENT SOUTH IS OF TOTAL VOLUME
10	7	2013	2	17	4104	9.54	136	43040	2122	1982	51.71	48.29
10	22	2013	3	16	4104	9.54	137	43040	1941	2163	47.30	52.70
11	1	2013	6	16	4104	9.54	138	43040	2062	2042	50.24	49.76
12	10	2013	3	17	4104	9.54	139	43040	2084	2020	50.78	49.22
5	30	2013	5	16	4103	9.53	140	43040	1817	2286	44.28	55.72
11	25	2013	2	16	4103	9.53	141	43040	1978	2125	48.21	51.79
8	6	2013	3	16	4102	9.53	142	43040	1858	2244	45.29	54.71
3	14	2013	5	17	4100	9.53	143	43040	2049	2051	49.98	50.02
10	18	2013	6	17	4100	9.53	144	43040	2229	1871	54.37	45.63
11	15	2013	6	17	4100	9.53	145	43040	2210	1890	53.90	46.10
12	12	2013	5	17	4100	9.53	146	43040	2110	1990	51.46	48.54
5	1	2013	4	16	4099	9.52	147	43040	1704	2395	41.57	58.43
1	31	2013	5	17	4097	9.52	148	43040	2057	2040	50.21	49.79
6	12	2013	4	16	4097	9.52	149	43040	1889	2208	46.11	53.89
12	5	2013	5	16	4097	9.52	150	43040	1912	2185	46.67	53.33
4	24	2013	4	17	4096	9.52	151	43040	1972	2124	48.14	51.86
12	17	2013	3	17	4095	9.51	152	43040	2071	2024	50.57	49.43
6	5	2013	4	16	4094	9.51	153	43040	1854	2240	45.29	54.71
8	14	2013	4	16	4094	9.51	154	43040	1877	2217	45.85	54.15
10	4	2013	6	16	4094	9.51	155	43040	2093	2001	51.12	48.88
7	3	2013	4	16	4092	9.51	156	43040	2022	2070	49.41	50.59
7	9	2013	3	17	4092	9.51	157	43040	2021	2071	49.39	50.61
2	14	2013	5	16	4091	9.51	158	43040	1875	2216	45.83	54.17
11	12	2013	3	17	4086	9.49	159	43040	2079	2007	50.88	49.12
10	8	2013	3	16	4085	9.49	160	43040	1831	2254	44.82	55.18
11	14	2013	5	17	4084	9.49	161	43040	2133	1951	52.23	47.77
7	30	2013	3	17	4081	9.48	162	43040	2078	2003	50.92	49.08
1	17	2013	5	17	4080	9.48	163	43040	2058	2022	50.44	49.56
5	10	2013	6	17	4080	9.48	164	43040	2163	1917	53.01	46.99
10	24	2013	5	16	4079	9.48	165	43040	1869	2210	45.82	54.18
5	3	2013	6	17	4078	9.47	166	43040	2140	1938	52.48	47.52
7	1	2013	2	17	4078	9.47	167	43040	2069	2009	50.74	49.26
8	30	2013	6	16	4078	9.47	168	43040	2117	1961	51.91	48.09
9	10	2013	3	16	4078	9.47	169	43040	1857	2221	45.54	54.46
12	3	2013	3	16	4078	9.47	170	43040	1835	2243	45.00	55.00
5	8	2013	4	17	4077	9.47	171	43040	2075	2002	50.90	49.10
11	1	2013	6	17	4077	9.47	172	43040	2194	1883	53.81	46.19
6	25	2013	3	16	4076	9.47	173	43040	1830	2246	44.90	55.10
12	11	2013	4	16	4076	9.47	174	43040	1866	2210	45.78	54.22
6	11	2013	3	16	4074	9.47	175	43040	1835	2239	45.04	54.96
8	13	2013	3	16	4073	9.46	176	43040	1831	2242	44.95	55.05

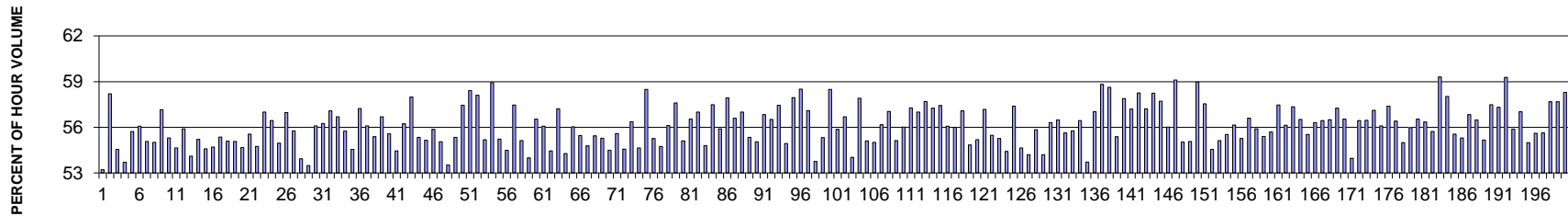
MO	DY	YR	DAY OF WK	HR	HR VOL	PERCENT OF AADT	HOUR NUMBER	AADT	NORTH VOLUME	SOUTH VOLUME	PERCENT NORTH IS OF TOTAL VOLUME	PERCENT SOUTH IS OF TOTAL VOLUME
8	23	2013	6	17	4073	9.46	177	43040	2233	1840	54.82	45.18
2	13	2013	4	17	4071	9.46	178	43040	2031	2040	49.89	50.11
5	30	2013	5	17	4070	9.46	179	43040	1999	2071	49.12	50.88
8	19	2013	2	16	4070	9.46	180	43040	1881	2189	46.22	53.78
10	1	2013	3	17	4070	9.46	181	43040	2144	1926	52.68	47.32
11	6	2013	4	16	4070	9.46	182	43040	1892	2178	46.49	53.51
11	22	2013	6	17	4070	9.46	183	43040	2218	1852	54.50	45.50
6	4	2013	3	17	4069	9.45	184	43040	2035	2034	50.01	49.99
8	19	2013	2	17	4069	9.45	185	43040	2086	1983	51.27	48.73
5	21	2013	3	17	4068	9.45	186	43040	2018	2050	49.61	50.39
6	27	2013	5	16	4068	9.45	187	43040	1759	2309	43.24	56.76
10	10	2013	5	17	4064	9.44	188	43040	2111	1953	51.94	48.06
11	20	2013	4	16	4061	9.44	189	43040	1846	2215	45.46	54.54
3	1	2013	6	16	4060	9.43	190	43040	1881	2179	46.33	53.67
10	30	2013	4	16	4060	9.43	191	43040	1854	2206	45.67	54.33
3	1	2013	6	17	4059	9.43	192	43040	2136	1923	52.62	47.38
6	11	2013	3	17	4058	9.43	193	43040	2013	2045	49.61	50.39

**SR 205 MP 28.84 MILL PLAIN ADC SITE R051
K FOR PEAK 200 HOURS OF 2013**



AADT= 112581 K 30 FACTOR= 8.69 K 100 FACTOR= 8.47 K 200 FACTOR= 8.34 D 30 FACTOR= 56.09

**SR 205 MP 28.84 MILL PLAIN ADC SITE R051
D % IN THE PEAK 200 HOURS OF 2013**



MO	DY	YR	DAY OF WK	HR	HR VOL	PERCENT OF AADT	HOUR NUMBER	AADT	NORTH VOLUME	SOUTH VOLUME	PERCENT NORTH IS OF TOTAL VOLUME	PERCENT SOUTH IS OF TOTAL VOLUME
2	15	2013	6	17	10068	8.94	1	112581	5357	4711	53.21	46.79
8	30	2013	6	16	10044	8.92	2	112581	5846	4198	58.20	41.80
3	29	2013	6	17	10038	8.92	3	112581	5475	4563	54.54	45.46
5	31	2013	6	18	10033	8.91	4	112581	5387	4646	53.69	46.31
1	18	2013	6	17	10030	8.91	5	112581	5589	4441	55.72	44.28
4	19	2013	6	17	10013	8.89	6	112581	5614	4399	56.07	43.93
9	6	2013	6	17	9998	8.88	7	112581	5506	4492	55.07	44.93
6	7	2013	6	16	9984	8.87	8	112581	5492	4492	55.01	44.99
2	14	2013	5	17	9975	8.86	9	112581	5702	4273	57.16	42.84
5	24	2013	6	16	9963	8.85	10	112581	5511	4452	55.31	44.69
5	3	2013	6	16	9947	8.84	11	112581	5435	4512	54.64	45.36
3	29	2013	6	16	9937	8.83	12	112581	5556	4381	55.91	44.09

MO	DY	YR	DAY OF WK	HR	HR VOL	PERCENT OF AADT	HOUR NUMBER	AADT	NORTH VOLUME	SOUTH VOLUME	PERCENT NORTH IS OF TOTAL VOLUME	PERCENT SOUTH IS OF TOTAL VOLUME
8	9	2013	6	17	9935	8.82	13	112581	5375	4560	54.10	45.90
5	10	2013	6	17	9892	8.79	14	112581	5461	4431	55.21	44.79
6	7	2013	6	17	9873	8.77	15	112581	5390	4483	54.59	45.41
5	3	2013	6	17	9858	8.76	16	112581	5393	4465	54.71	45.29
3	15	2013	6	18	9853	8.75	17	112581	5455	4398	55.36	44.64
4	26	2013	6	17	9844	8.74	18	112581	5423	4421	55.09	44.91
3	1	2013	6	17	9841	8.74	19	112581	5419	4422	55.07	44.93
10	11	2013	6	16	9829	8.73	20	112581	5374	4455	54.67	45.33
10	4	2013	6	17	9828	8.73	21	112581	5459	4369	55.55	44.45
6	14	2013	6	16	9816	8.72	22	112581	5373	4443	54.74	45.26
2	8	2013	6	17	9815	8.72	23	112581	5596	4219	57.01	42.99
10	3	2013	5	17	9812	8.72	24	112581	5538	4274	56.44	43.56
3	15	2013	6	17	9804	8.71	25	112581	5387	4417	54.95	45.05
3	14	2013	5	18	9802	8.71	26	112581	5583	4219	56.96	43.04
2	15	2013	6	16	9798	8.70	27	112581	5463	4335	55.76	44.24
2	15	2013	6	18	9797	8.70	28	112581	5284	4513	53.93	46.07
9	20	2013	6	16	9794	8.70	29	112581	5238	4556	53.48	46.52
11	27	2013	4	16	9782	8.69	30	112581	5487	4295	56.09	43.91
3	15	2013	6	16	9757	8.67	31	112581	5488	4269	56.25	43.75
3	27	2013	4	18	9757	8.67	32	112581	5568	4189	57.07	42.93
10	25	2013	6	16	9745	8.66	33	112581	5525	4220	56.70	43.30
6	21	2013	6	16	9741	8.65	34	112581	5430	4311	55.74	44.26
8	23	2013	6	16	9735	8.65	35	112581	5309	4426	54.54	45.46
3	28	2013	5	17	9734	8.65	36	112581	5571	4163	57.23	42.77
11	1	2013	6	16	9730	8.64	37	112581	5458	4272	56.09	43.91
10	11	2013	6	17	9729	8.64	38	112581	5388	4341	55.38	44.62
7	11	2013	5	17	9722	8.64	39	112581	5511	4211	56.69	43.31
2	14	2013	5	18	9719	8.63	40	112581	5402	4317	55.58	44.42
5	10	2013	6	18	9718	8.63	41	112581	5291	4427	54.45	45.55
4	12	2013	6	16	9714	8.63	42	112581	5462	4252	56.23	43.77
4	17	2013	4	17	9711	8.63	43	112581	5631	4080	57.99	42.01
10	18	2013	6	17	9704	8.62	44	112581	5371	4333	55.35	44.65
5	17	2013	6	16	9703	8.62	45	112581	5350	4353	55.14	44.86
6	21	2013	6	17	9700	8.62	46	112581	5419	4281	55.87	44.13
4	26	2013	6	16	9691	8.61	47	112581	5335	4356	55.05	44.95
11	27	2013	4	15	9688	8.61	48	112581	5185	4503	53.52	46.48
1	11	2013	6	17	9679	8.60	49	112581	5356	4323	55.34	44.66
10	30	2013	4	17	9677	8.60	50	112581	5559	4118	57.45	42.55
4	18	2013	5	17	9676	8.59	51	112581	5653	4023	58.42	41.58
2	27	2013	4	17	9673	8.59	52	112581	5620	4053	58.10	41.90
6	27	2013	5	17	9672	8.59	53	112581	5337	4335	55.18	44.82

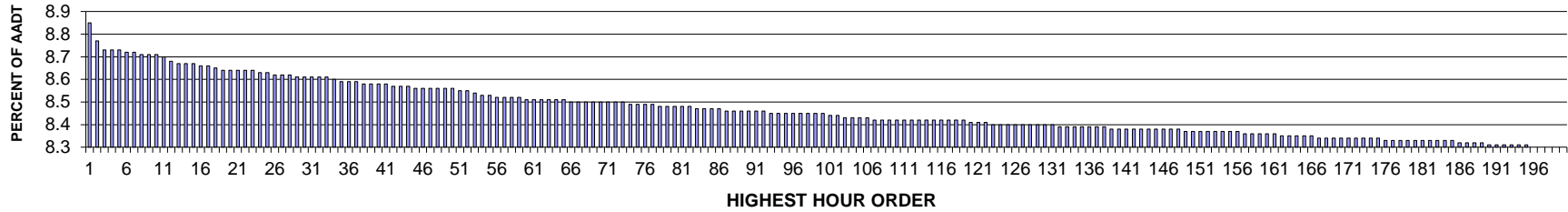
MO	DY	YR	DAY OF WK	HR	HR VOL	PERCENT OF AADT	HOUR NUMBER	AADT	NORTH VOLUME	SOUTH VOLUME	PERCENT NORTH IS OF TOTAL VOLUME	PERCENT SOUTH IS OF TOTAL VOLUME
3	13	2013	4	17	9665	8.58	54	112581	5696	3969	58.93	41.07
4	12	2013	6	17	9660	8.58	55	112581	5335	4325	55.23	44.77
8	16	2013	6	16	9659	8.58	56	112581	5263	4396	54.49	45.51
3	28	2013	5	18	9658	8.58	57	112581	5550	4108	57.47	42.53
10	25	2013	6	18	9656	8.58	58	112581	5322	4334	55.12	44.88
12	13	2013	6	17	9655	8.58	59	112581	5213	4442	53.99	46.01
10	31	2013	5	17	9654	8.58	60	112581	5457	4197	56.53	43.47
5	17	2013	6	17	9651	8.57	61	112581	5412	4239	56.08	43.92
6	20	2013	5	18	9649	8.57	62	112581	5255	4394	54.46	45.54
4	18	2013	5	18	9645	8.57	63	112581	5519	4126	57.22	42.78
3	1	2013	6	18	9641	8.56	64	112581	5233	4408	54.28	45.72
2	1	2013	6	17	9639	8.56	65	112581	5402	4237	56.04	43.96
8	15	2013	5	18	9639	8.56	66	112581	5345	4294	55.45	44.55
12	13	2013	6	16	9639	8.56	67	112581	5280	4359	54.78	45.22
5	3	2013	6	18	9638	8.56	68	112581	5343	4295	55.44	44.56
9	6	2013	6	16	9638	8.56	69	112581	5329	4309	55.29	44.71
8	23	2013	6	17	9635	8.56	70	112581	5251	4384	54.50	45.50
10	3	2013	5	18	9631	8.55	71	112581	5355	4276	55.60	44.40
9	20	2013	6	17	9628	8.55	72	112581	5254	4374	54.57	45.43
10	24	2013	5	17	9628	8.55	73	112581	5426	4202	56.36	43.64
8	29	2013	5	17	9626	8.55	74	112581	5260	4366	54.64	45.36
3	14	2013	5	17	9615	8.54	75	112581	5624	3991	58.49	41.51
8	15	2013	5	17	9614	8.54	76	112581	5314	4300	55.27	44.73
5	24	2013	6	17	9611	8.54	77	112581	5261	4350	54.74	45.26
4	19	2013	6	18	9606	8.53	78	112581	5390	4216	56.11	43.89
9	18	2013	4	17	9603	8.53	79	112581	5531	4072	57.60	42.40
8	22	2013	5	17	9601	8.53	80	112581	5290	4311	55.10	44.90
8	28	2013	4	17	9599	8.53	81	112581	5426	4173	56.53	43.47
5	17	2013	6	18	9597	8.52	82	112581	5470	4127	57.00	43.00
11	1	2013	6	17	9595	8.52	83	112581	5257	4338	54.79	45.21
4	11	2013	5	18	9589	8.52	84	112581	5513	4076	57.49	42.51
7	3	2013	4	17	9587	8.52	85	112581	5360	4227	55.91	44.09
4	23	2013	3	17	9583	8.51	86	112581	5551	4032	57.93	42.07
7	3	2013	4	16	9577	8.51	87	112581	5421	4156	56.60	43.40
1	4	2013	6	17	9573	8.50	88	112581	5458	4115	57.01	42.99
11	21	2013	5	17	9573	8.50	89	112581	5298	4275	55.34	44.66
6	7	2013	6	18	9571	8.50	90	112581	5269	4302	55.05	44.95
1	18	2013	6	16	9563	8.49	91	112581	5434	4129	56.82	43.18
6	20	2013	5	17	9559	8.49	92	112581	5402	4157	56.51	43.49
4	23	2013	3	18	9558	8.49	93	112581	5491	4067	57.45	42.55
9	13	2013	6	16	9554	8.49	94	112581	5248	4306	54.93	45.07

MO	DY	YR	DAY OF WK	HR	HR VOL	PERCENT OF AADT	HOUR NUMBER	AADT	NORTH VOLUME	SOUTH VOLUME	PERCENT NORTH IS OF TOTAL VOLUME	PERCENT SOUTH IS OF TOTAL VOLUME
5	20	2013	2	17	9545	8.48	95	112581	5531	4014	57.95	42.05
3	26	2013	3	17	9544	8.48	96	112581	5583	3961	58.50	41.50
6	21	2013	6	18	9543	8.48	97	112581	5448	4095	57.09	42.91
6	14	2013	6	17	9540	8.47	98	112581	5128	4412	53.75	46.25
3	22	2013	6	17	9539	8.47	99	112581	5278	4261	55.33	44.67
4	16	2013	3	17	9537	8.47	100	112581	5578	3959	58.49	41.51
3	1	2013	6	16	9535	8.47	101	112581	5327	4208	55.87	44.13
2	8	2013	6	16	9529	8.46	102	112581	5402	4127	56.69	43.31
9	6	2013	6	18	9529	8.46	103	112581	5148	4381	54.02	45.98
10	9	2013	4	17	9528	8.46	104	112581	5518	4010	57.91	42.09
10	18	2013	6	16	9527	8.46	105	112581	5249	4278	55.10	44.90
12	19	2013	5	17	9525	8.46	106	112581	5240	4285	55.01	44.99
9	3	2013	3	17	9521	8.46	107	112581	5348	4173	56.17	43.83
8	27	2013	3	18	9520	8.46	108	112581	5431	4089	57.05	42.95
10	4	2013	6	18	9520	8.46	109	112581	5248	4272	55.13	44.87
11	26	2013	3	17	9518	8.45	110	112581	5331	4187	56.01	43.99
4	10	2013	4	17	9517	8.45	111	112581	5450	4067	57.27	42.73
4	25	2013	5	18	9516	8.45	112	112581	5425	4091	57.01	42.99
10	23	2013	4	17	9515	8.45	113	112581	5490	4025	57.70	42.30
2	1	2013	6	16	9514	8.45	114	112581	5447	4067	57.25	42.75
4	24	2013	4	17	9514	8.45	115	112581	5463	4051	57.42	42.58
12	5	2013	5	17	9511	8.45	116	112581	5333	4178	56.07	43.93
8	29	2013	5	18	9509	8.45	117	112581	5325	4184	56.00	44.00
7	25	2013	5	17	9505	8.44	118	112581	5425	4080	57.08	42.92
8	21	2013	4	18	9504	8.44	119	112581	5212	4292	54.84	45.16
8	30	2013	6	17	9503	8.44	120	112581	5244	4259	55.18	44.82
4	10	2013	4	18	9500	8.44	121	112581	5431	4069	57.17	42.83
3	22	2013	6	16	9498	8.44	122	112581	5269	4229	55.47	44.53
8	16	2013	6	17	9498	8.44	123	112581	5249	4249	55.26	44.74
9	13	2013	6	17	9498	8.44	124	112581	5168	4330	54.41	45.59
10	29	2013	3	17	9496	8.43	125	112581	5449	4047	57.38	42.62
11	22	2013	6	16	9494	8.43	126	112581	5188	4306	54.65	45.35
11	8	2013	6	16	9489	8.43	127	112581	5143	4346	54.20	45.80
6	28	2013	6	17	9486	8.43	128	112581	5298	4188	55.85	44.15
9	20	2013	6	18	9484	8.42	129	112581	5140	4344	54.20	45.80
4	12	2013	6	18	9482	8.42	130	112581	5339	4143	56.31	43.69
11	11	2013	2	16	9482	8.42	131	112581	5356	4126	56.49	43.51
8	28	2013	4	18	9481	8.42	132	112581	5275	4206	55.64	44.36
9	5	2013	5	17	9480	8.42	133	112581	5287	4193	55.77	44.23
8	9	2013	6	18	9479	8.42	134	112581	5351	4128	56.45	43.55
10	25	2013	6	17	9479	8.42	135	112581	5091	4388	53.71	46.29

MO	DY	YR	DAY OF WK	HR	HR VOL	PERCENT OF AADT	HOUR NUMBER	AADT	NORTH VOLUME	SOUTH VOLUME	PERCENT NORTH IS OF TOTAL VOLUME	PERCENT SOUTH IS OF TOTAL VOLUME
5	8	2013	4	18	9475	8.42	136	112581	5404	4071	57.03	42.97
1	31	2013	5	17	9474	8.42	137	112581	5573	3901	58.82	41.18
4	30	2013	3	17	9474	8.42	138	112581	5554	3920	58.62	41.38
8	14	2013	4	18	9473	8.41	139	112581	5246	4227	55.38	44.62
3	7	2013	5	17	9468	8.41	140	112581	5482	3986	57.90	42.10
5	9	2013	5	17	9466	8.41	141	112581	5415	4051	57.20	42.80
3	25	2013	2	17	9464	8.41	142	112581	5513	3951	58.25	41.75
4	25	2013	5	17	9463	8.41	143	112581	5415	4048	57.22	42.78
2	26	2013	3	17	9461	8.40	144	112581	5510	3951	58.24	41.76
2	13	2013	4	17	9457	8.40	145	112581	5459	3998	57.72	42.28
7	12	2013	6	16	9456	8.40	146	112581	5296	4160	56.01	43.99
5	31	2013	6	16	9454	8.40	147	112581	5588	3866	59.11	40.89
10	24	2013	5	18	9454	8.40	148	112581	5203	4251	55.03	44.97
3	29	2013	6	18	9453	8.40	149	112581	5206	4247	55.07	44.93
4	9	2013	3	17	9451	8.39	150	112581	5574	3877	58.98	41.02
4	30	2013	3	18	9450	8.39	151	112581	5438	4012	57.54	42.46
9	12	2013	5	17	9450	8.39	152	112581	5155	4295	54.55	45.45
4	19	2013	6	16	9449	8.39	153	112581	5209	4240	55.13	44.87
7	11	2013	5	18	9449	8.39	154	112581	5247	4202	55.53	44.47
5	15	2013	4	18	9445	8.39	155	112581	5304	4141	56.16	43.84
9	13	2013	6	18	9444	8.39	156	112581	5220	4224	55.27	44.73
11	13	2013	4	17	9442	8.39	157	112581	5344	4098	56.60	43.40
6	6	2013	5	18	9441	8.39	158	112581	5278	4163	55.91	44.09
9	18	2013	4	18	9441	8.39	159	112581	5230	4211	55.40	44.60
8	9	2013	6	16	9435	8.38	160	112581	5254	4181	55.69	44.31
5	8	2013	4	17	9434	8.38	161	112581	5421	4013	57.46	42.54
6	27	2013	5	18	9434	8.38	162	112581	5296	4138	56.14	43.86
6	26	2013	4	17	9432	8.38	163	112581	5409	4023	57.35	42.65
8	27	2013	3	17	9432	8.38	164	112581	5331	4101	56.52	43.48
8	16	2013	6	18	9428	8.37	165	112581	5236	4192	55.54	44.46
6	26	2013	4	18	9427	8.37	166	112581	5307	4120	56.30	43.70
10	9	2013	4	18	9427	8.37	167	112581	5322	4105	56.45	43.55
2	13	2013	4	18	9426	8.37	168	112581	5326	4100	56.50	43.50
5	9	2013	5	18	9426	8.37	169	112581	5397	4029	57.26	42.74
7	19	2013	6	18	9424	8.37	170	112581	5327	4097	56.53	43.47
10	18	2013	6	18	9420	8.37	171	112581	5083	4337	53.96	46.04
10	30	2013	4	18	9420	8.37	172	112581	5318	4102	56.45	43.55
7	18	2013	5	17	9419	8.37	173	112581	5318	4101	56.46	43.54
11	19	2013	3	17	9417	8.36	174	112581	5379	4038	57.12	42.88
3	8	2013	6	16	9415	8.36	175	112581	5282	4133	56.10	43.90
4	11	2013	5	17	9415	8.36	176	112581	5403	4012	57.39	42.61

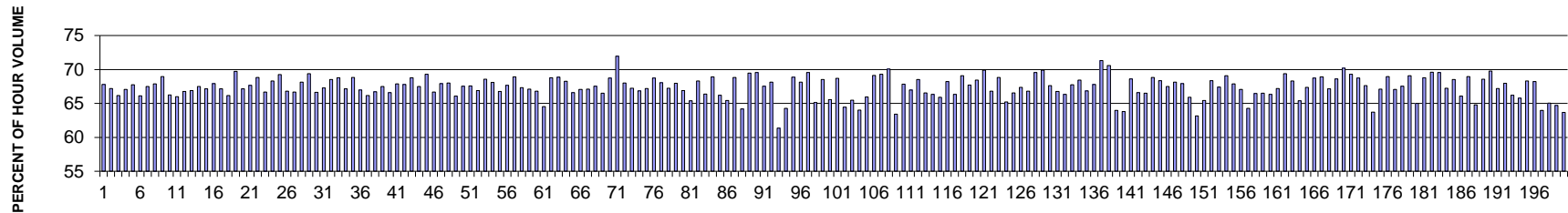
MO	DY	YR	DAY OF WK	HR	HR VOL	PERCENT OF AADT	HOUR NUMBER	AADT	NORTH VOLUME	SOUTH VOLUME	PERCENT NORTH IS OF TOTAL VOLUME	PERCENT SOUTH IS OF TOTAL VOLUME
7	12	2013	6	17	9415	8.36	177	112581	5311	4104	56.41	43.59
8	6	2013	3	17	9414	8.36	178	112581	5177	4237	54.99	45.01
8	8	2013	5	17	9413	8.36	179	112581	5268	4145	55.97	44.03
9	10	2013	3	18	9412	8.36	180	112581	5322	4090	56.54	43.46
4	17	2013	4	18	9410	8.36	181	112581	5303	4107	56.35	43.65
2	22	2013	6	17	9408	8.36	182	112581	5243	4165	55.73	44.27
5	13	2013	2	17	9408	8.36	183	112581	5580	3828	59.31	40.69
5	2	2013	5	17	9406	8.35	184	112581	5457	3949	58.02	41.98
10	10	2013	5	17	9403	8.35	185	112581	5223	4180	55.55	44.45
2	8	2013	6	18	9402	8.35	186	112581	5199	4203	55.30	44.70
1	4	2013	6	16	9401	8.35	187	112581	5342	4059	56.82	43.18
5	15	2013	4	17	9401	8.35	188	112581	5311	4090	56.49	43.51
10	17	2013	5	18	9399	8.35	189	112581	5185	4214	55.17	44.83
6	18	2013	3	17	9396	8.35	190	112581	5401	3995	57.48	42.52
11	27	2013	4	17	9396	8.35	191	112581	5385	4011	57.31	42.69
2	12	2013	3	17	9395	8.35	192	112581	5569	3826	59.28	40.72
8	22	2013	5	18	9395	8.35	193	112581	5251	4144	55.89	44.11
5	29	2013	4	18	9390	8.34	194	112581	5354	4036	57.02	42.98
6	13	2013	5	17	9389	8.34	195	112581	5164	4225	55.00	45.00
10	11	2013	6	18	9388	8.34	196	112581	5222	4166	55.62	44.38
7	10	2013	4	18	9387	8.34	197	112581	5223	4164	55.64	44.36
9	10	2013	3	17	9387	8.34	198	112581	5414	3973	57.68	42.32
5	30	2013	5	17	9386	8.34	199	112581	5413	3973	57.67	42.33
1	7	2013	2	17	9384	8.34	200	112581	5471	3913	58.30	41.70

**SR 002 MP 0.26 EVERETT ADC SITE R052
K FOR PEAK 200 HOURS OF 2013**



AADT= 75598 K 30 FACTOR= 8.61 K 100 FACTOR= 8.45 K 200 FACTOR= 8.30 D 30 FACTOR= 66.64

**SR 002 MP 0.26 EVERETT ADC SITE R052
D % IN THE PEAK 200 HOURS OF 2013**



MO	DY	YR	DAY OF WK	HR	HR VOL	PERCENT OF AADT	HOUR NUMBER	AADT	EAST VOLUME	WEST VOLUME	PERCENT EAST IS OF TOTAL VOLUME	PERCENT WEST IS OF TOTAL VOLUME
5	9	2013	5	17	6694	8.85	1	75598	4538	2156	67.79	32.21
10	17	2013	5	17	6633	8.77	2	75598	4459	2174	67.22	32.78
2	14	2013	5	18	6602	8.73	3	75598	4370	2232	66.19	33.81
10	15	2013	3	17	6600	8.73	4	75598	4425	2175	67.05	32.95
5	1	2013	4	17	6599	8.73	5	75598	4470	2129	67.74	32.26
8	29	2013	5	17	6589	8.72	6	75598	4358	2231	66.14	33.86
10	30	2013	4	17	6589	8.72	7	75598	4448	2141	67.51	32.49
4	11	2013	5	17	6583	8.71	8	75598	4468	2115	67.87	32.13
5	15	2013	4	17	6582	8.71	9	75598	4538	2044	68.95	31.05
10	11	2013	6	17	6582	8.71	10	75598	4362	2220	66.27	33.73
11	1	2013	6	17	6579	8.70	11	75598	4342	2237	66.00	34.00
10	25	2013	6	17	6565	8.68	12	75598	4385	2180	66.79	33.21

MO	DY	YR	DAY OF WK	HR	HR VOL	PERCENT OF AADT	HOUR NUMBER	AADT	EAST VOLUME	WEST VOLUME	PERCENT EAST IS OF TOTAL VOLUME	PERCENT WEST IS OF TOTAL VOLUME
12	18	2013	4	17	6557	8.67	13	75598	4388	2169	66.92	33.08
6	12	2013	4	18	6555	8.67	14	75598	4423	2132	67.48	32.52
10	10	2013	5	17	6554	8.67	15	75598	4402	2152	67.17	32.83
8	1	2013	5	18	6550	8.66	16	75598	4449	2101	67.92	32.08
11	13	2013	4	18	6550	8.66	17	75598	4398	2152	67.15	32.85
11	22	2013	6	17	6541	8.65	18	75598	4328	2213	66.17	33.83
4	9	2013	3	17	6535	8.64	19	75598	4557	1978	69.73	30.27
6	10	2013	2	17	6534	8.64	20	75598	4387	2147	67.14	32.86
6	12	2013	4	17	6533	8.64	21	75598	4420	2113	67.66	32.34
11	19	2013	3	17	6532	8.64	22	75598	4495	2037	68.82	31.18
2	1	2013	6	17	6529	8.64	23	75598	4354	2175	66.69	33.31
4	24	2013	4	17	6527	8.63	24	75598	4460	2067	68.33	31.67
5	14	2013	3	17	6526	8.63	25	75598	4519	2007	69.25	30.75
6	6	2013	5	17	6517	8.62	26	75598	4354	2163	66.81	33.19
12	6	2013	6	17	6514	8.62	27	75598	4344	2170	66.69	33.31
9	25	2013	4	17	6513	8.62	28	75598	4438	2075	68.14	31.86
9	24	2013	3	17	6512	8.61	29	75598	4520	1992	69.41	30.59
10	10	2013	5	18	6508	8.61	30	75598	4337	2171	66.64	33.36
10	23	2013	4	18	6508	8.61	31	75598	4379	2129	67.29	32.71
10	1	2013	3	17	6507	8.61	32	75598	4460	2047	68.54	31.46
10	23	2013	4	17	6507	8.61	33	75598	4476	2031	68.79	31.21
4	25	2013	5	17	6500	8.60	34	75598	4364	2136	67.14	32.86
6	4	2013	3	17	6495	8.59	35	75598	4470	2025	68.82	31.18
6	13	2013	5	17	6494	8.59	36	75598	4350	2144	66.98	33.02
6	7	2013	6	17	6492	8.59	37	75598	4295	2197	66.16	33.84
9	27	2013	6	17	6490	8.58	38	75598	4331	2159	66.73	33.27
8	1	2013	5	17	6486	8.58	39	75598	4379	2107	67.51	32.49
6	3	2013	2	17	6484	8.58	40	75598	4319	2165	66.61	33.39
6	5	2013	4	17	6483	8.58	41	75598	4401	2082	67.89	32.11
5	23	2013	5	17	6482	8.57	42	75598	4396	2086	67.82	32.18
10	31	2013	5	17	6481	8.57	43	75598	4457	2024	68.77	31.23
10	24	2013	5	17	6479	8.57	44	75598	4374	2105	67.51	32.49
10	22	2013	3	17	6474	8.56	45	75598	4487	1987	69.31	30.69
10	18	2013	6	17	6473	8.56	46	75598	4316	2157	66.68	33.32
3	19	2013	3	17	6469	8.56	47	75598	4394	2075	67.92	32.08
12	11	2013	4	17	6469	8.56	48	75598	4399	2070	68.00	32.00
12	19	2013	5	17	6469	8.56	49	75598	4275	2194	66.08	33.92
6	10	2013	2	18	6468	8.56	50	75598	4369	2099	67.55	32.45
4	30	2013	3	17	6464	8.55	51	75598	4368	2096	67.57	32.43
11	21	2013	5	17	6462	8.55	52	75598	4323	2139	66.90	33.10
4	17	2013	4	17	6459	8.54	53	75598	4428	2031	68.56	31.44

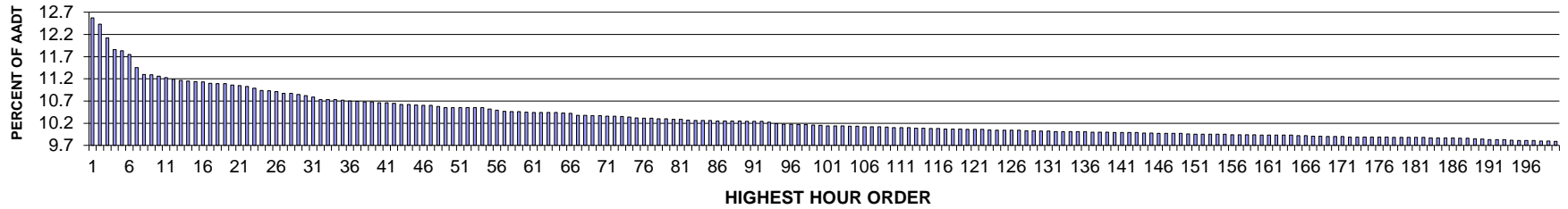
MO	DY	YR	DAY OF WK	HR	HR VOL	PERCENT OF AADT	HOUR NUMBER	AADT	EAST VOLUME	WEST VOLUME	PERCENT EAST IS OF TOTAL VOLUME	PERCENT WEST IS OF TOTAL VOLUME
10	16	2013	4	17	6449	8.53	54	75598	4393	2056	68.12	31.88
6	11	2013	3	18	6445	8.53	55	75598	4302	2143	66.75	33.25
11	6	2013	4	17	6440	8.52	56	75598	4359	2081	67.69	32.31
2	26	2013	3	17	6439	8.52	57	75598	4438	2001	68.92	31.08
5	16	2013	5	17	6439	8.52	58	75598	4336	2103	67.34	32.66
12	17	2013	3	17	6439	8.52	59	75598	4322	2117	67.12	32.88
9	25	2013	4	18	6436	8.51	60	75598	4301	2135	66.83	33.17
5	10	2013	6	16	6435	8.51	61	75598	4154	2281	64.55	35.45
4	16	2013	3	17	6433	8.51	62	75598	4424	2009	68.77	31.23
4	10	2013	4	17	6432	8.51	63	75598	4431	2001	68.89	31.11
2	13	2013	4	17	6430	8.51	64	75598	4390	2040	68.27	31.73
5	31	2013	6	17	6430	8.51	65	75598	4282	2148	66.59	33.41
10	22	2013	3	18	6429	8.50	66	75598	4311	2118	67.06	32.94
10	15	2013	3	18	6428	8.50	67	75598	4313	2115	67.10	32.90
5	7	2013	3	17	6427	8.50	68	75598	4340	2087	67.53	32.47
11	6	2013	4	18	6427	8.50	69	75598	4274	2153	66.50	33.50
4	23	2013	3	17	6425	8.50	70	75598	4417	2008	68.75	31.25
5	21	2013	3	18	6424	8.50	71	75598	4623	1801	71.96	28.04
5	23	2013	5	18	6423	8.50	72	75598	4368	2055	68.01	31.99
12	3	2013	3	17	6423	8.50	73	75598	4319	2104	67.24	32.76
10	9	2013	4	17	6418	8.49	74	75598	4290	2128	66.84	33.16
9	26	2013	5	18	6416	8.49	75	75598	4311	2105	67.19	32.81
10	28	2013	2	17	6415	8.49	76	75598	4409	2006	68.73	31.27
12	4	2013	4	17	6415	8.49	77	75598	4365	2050	68.04	31.96
8	22	2013	5	18	6413	8.48	78	75598	4313	2100	67.25	32.75
11	20	2013	4	18	6412	8.48	79	75598	4359	2053	67.98	32.02
9	20	2013	6	17	6411	8.48	80	75598	4289	2122	66.90	33.10
5	17	2013	6	17	6409	8.48	81	75598	4192	2217	65.41	34.59
11	25	2013	2	17	6407	8.48	82	75598	4378	2029	68.33	31.67
11	26	2013	3	17	6405	8.47	83	75598	4253	2152	66.40	33.60
8	13	2013	3	17	6402	8.47	84	75598	4411	1991	68.90	31.10
10	16	2013	4	18	6402	8.47	85	75598	4240	2162	66.23	33.77
10	9	2013	4	18	6401	8.47	86	75598	4188	2213	65.43	34.57
2	27	2013	4	17	6399	8.46	87	75598	4403	1996	68.81	31.19
10	25	2013	6	18	6399	8.46	88	75598	4109	2290	64.21	35.79
8	21	2013	4	17	6398	8.46	89	75598	4445	1953	69.47	30.53
3	14	2013	5	17	6396	8.46	90	75598	4449	1947	69.56	30.44
11	20	2013	4	17	6393	8.46	91	75598	4317	2076	67.53	32.47
11	14	2013	5	18	6392	8.46	92	75598	4357	2035	68.16	31.84
6	10	2013	2	16	6391	8.45	93	75598	3920	2471	61.34	38.66
10	4	2013	6	16	6391	8.45	94	75598	4107	2284	64.26	35.74

MO	DY	YR	DAY OF WK	HR	HR VOL	PERCENT OF AADT	HOUR NUMBER	AADT	EAST VOLUME	WEST VOLUME	PERCENT EAST IS OF TOTAL VOLUME	PERCENT WEST IS OF TOTAL VOLUME
12	2	2013	2	17	6391	8.45	95	75598	4401	1990	68.86	31.14
10	17	2013	5	18	6389	8.45	96	75598	4354	2035	68.15	31.85
10	21	2013	2	17	6388	8.45	97	75598	4445	1943	69.58	30.42
5	17	2013	6	16	6386	8.45	98	75598	4159	2227	65.13	34.87
9	5	2013	5	17	6386	8.45	99	75598	4376	2010	68.52	31.48
11	8	2013	6	17	6385	8.45	100	75598	4187	2198	65.58	34.42
8	26	2013	2	17	6380	8.44	101	75598	4384	1996	68.71	31.29
10	18	2013	6	18	6378	8.44	102	75598	4111	2267	64.46	35.54
2	1	2013	6	16	6373	8.43	103	75598	4173	2200	65.48	34.52
10	11	2013	6	16	6372	8.43	104	75598	4079	2293	64.01	35.99
10	3	2013	5	18	6371	8.43	105	75598	4201	2170	65.94	34.06
11	5	2013	3	17	6370	8.43	106	75598	4402	1968	69.11	30.89
6	18	2013	3	17	6369	8.42	107	75598	4415	1954	69.32	30.68
9	3	2013	3	17	6369	8.42	108	75598	4464	1905	70.09	29.91
3	15	2013	6	16	6368	8.42	109	75598	4037	2331	63.40	36.60
5	7	2013	3	18	6368	8.42	110	75598	4320	2048	67.84	32.16
12	3	2013	3	18	6368	8.42	111	75598	4266	2102	66.99	33.01
11	12	2013	3	17	6367	8.42	112	75598	4364	2003	68.54	31.46
2	7	2013	5	18	6366	8.42	113	75598	4237	2129	66.56	33.44
5	3	2013	6	17	6366	8.42	114	75598	4222	2144	66.32	33.68
6	14	2013	6	17	6366	8.42	115	75598	4195	2171	65.90	34.10
8	14	2013	4	17	6366	8.42	116	75598	4342	2024	68.21	31.79
2	8	2013	6	17	6365	8.42	117	75598	4224	2141	66.36	33.64
10	2	2013	4	17	6365	8.42	118	75598	4396	1969	69.07	30.93
11	14	2013	5	17	6364	8.42	119	75598	4310	2054	67.72	32.28
2	21	2013	5	17	6359	8.41	120	75598	4352	2007	68.44	31.56
4	22	2013	2	17	6359	8.41	121	75598	4446	1913	69.92	30.08
12	17	2013	3	18	6358	8.41	122	75598	4249	2109	66.83	33.17
3	5	2013	3	17	6354	8.40	123	75598	4374	1980	68.84	31.16
3	15	2013	6	18	6353	8.40	124	75598	4144	2209	65.23	34.77
6	5	2013	4	18	6353	8.40	125	75598	4227	2126	66.54	33.46
5	28	2013	3	17	6352	8.40	126	75598	4278	2074	67.35	32.65
3	21	2013	5	17	6351	8.40	127	75598	4244	2107	66.82	33.18
4	2	2013	3	17	6349	8.40	128	75598	4417	1932	69.57	30.43
3	11	2013	2	17	6347	8.40	129	75598	4436	1911	69.89	30.11
4	11	2013	5	18	6347	8.40	130	75598	4294	2053	67.65	32.35
6	19	2013	4	18	6347	8.40	131	75598	4239	2108	66.79	33.21
3	8	2013	6	17	6346	8.39	132	75598	4210	2136	66.34	33.66
12	12	2013	5	17	6346	8.39	133	75598	4300	2046	67.76	32.24
4	30	2013	3	18	6345	8.39	134	75598	4342	2003	68.43	31.57
6	4	2013	3	18	6345	8.39	135	75598	4243	2102	66.87	33.13

MO	DY	YR	DAY OF WK	HR	HR VOL	PERCENT OF AADT	HOUR NUMBER	AADT	EAST VOLUME	WEST VOLUME	PERCENT EAST IS OF TOTAL VOLUME	PERCENT WEST IS OF TOTAL VOLUME
10	24	2013	5	18	6343	8.39	136	75598	4302	2041	67.82	32.18
10	31	2013	5	18	6343	8.39	137	75598	4524	1819	71.32	28.68
9	17	2013	3	17	6339	8.39	138	75598	4475	1864	70.59	29.41
6	14	2013	6	18	6338	8.38	139	75598	4056	2282	63.99	36.01
10	4	2013	6	18	6338	8.38	140	75598	4045	2293	63.82	36.18
11	4	2013	2	17	6338	8.38	141	75598	4348	1990	68.60	31.40
11	21	2013	5	18	6338	8.38	142	75598	4220	2118	66.58	33.42
5	10	2013	6	17	6337	8.38	143	75598	4214	2123	66.50	33.50
6	19	2013	4	17	6337	8.38	144	75598	4361	1976	68.82	31.18
9	12	2013	5	17	6336	8.38	145	75598	4330	2006	68.34	31.66
9	6	2013	6	17	6334	8.38	146	75598	4275	2059	67.49	32.51
8	14	2013	4	18	6333	8.38	147	75598	4315	2018	68.14	31.86
10	8	2013	3	18	6332	8.38	148	75598	4300	2032	67.91	32.09
10	4	2013	6	17	6331	8.37	149	75598	4173	2158	65.91	34.09
11	1	2013	6	18	6329	8.37	150	75598	3997	2332	63.15	36.85
11	22	2013	6	16	6329	8.37	151	75598	4142	2187	65.44	34.56
2	20	2013	4	17	6328	8.37	152	75598	4325	2003	68.35	31.65
4	16	2013	3	18	6328	8.37	153	75598	4266	2062	67.41	32.59
3	13	2013	4	17	6327	8.37	154	75598	4372	1955	69.10	30.90
9	26	2013	5	17	6324	8.37	155	75598	4293	2031	67.88	32.12
10	1	2013	3	18	6324	8.37	156	75598	4241	2083	67.06	32.94
2	8	2013	6	16	6323	8.36	157	75598	4066	2257	64.30	35.70
6	13	2013	5	18	6323	8.36	158	75598	4202	2121	66.46	33.54
9	24	2013	3	18	6322	8.36	159	75598	4205	2117	66.51	33.49
3	1	2013	6	17	6321	8.36	160	75598	4192	2129	66.32	33.68
5	15	2013	4	18	6321	8.36	161	75598	4247	2074	67.19	32.81
3	4	2013	2	17	6315	8.35	162	75598	4382	1933	69.39	30.61
5	20	2013	2	17	6313	8.35	163	75598	4312	2001	68.30	31.70
8	15	2013	5	18	6312	8.35	164	75598	4128	2184	65.40	34.60
8	8	2013	5	18	6311	8.35	165	75598	4253	2058	67.39	32.61
8	27	2013	3	17	6310	8.35	166	75598	4337	1973	68.73	31.27
12	10	2013	3	17	6308	8.34	167	75598	4347	1961	68.91	31.09
8	27	2013	3	18	6306	8.34	168	75598	4235	2071	67.16	32.84
9	4	2013	4	17	6306	8.34	169	75598	4326	1980	68.60	31.40
10	14	2013	2	18	6306	8.34	170	75598	4428	1878	70.22	29.78
6	25	2013	3	17	6304	8.34	171	75598	4368	1936	69.29	30.71
9	11	2013	4	17	6304	8.34	172	75598	4333	1971	68.73	31.27
12	16	2013	2	17	6304	8.34	173	75598	4264	2040	67.64	32.36
3	8	2013	6	16	6302	8.34	174	75598	4016	2286	63.73	36.27
10	29	2013	3	18	6302	8.34	175	75598	4229	2073	67.11	32.89
2	12	2013	3	17	6301	8.33	176	75598	4344	1957	68.94	31.06

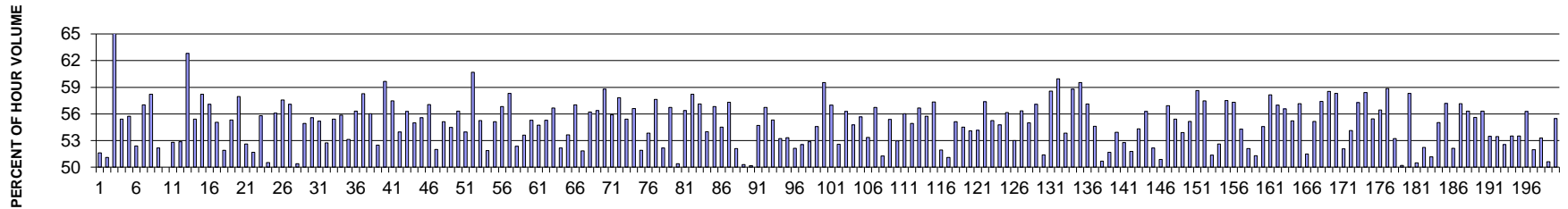
MO	DY	YR	DAY OF WK	HR	HR VOL	PERCENT OF AADT	HOUR NUMBER	AADT	EAST VOLUME	WEST VOLUME	PERCENT EAST IS OF TOTAL VOLUME	PERCENT WEST IS OF TOTAL VOLUME
5	9	2013	5	18	6299	8.33	177	75598	4224	2075	67.06	32.94
2	7	2013	5	17	6297	8.33	178	75598	4254	2043	67.56	32.44
3	27	2013	4	17	6296	8.33	179	75598	4349	1947	69.08	30.92
5	17	2013	6	18	6296	8.33	180	75598	4093	2203	65.01	34.99
2	12	2013	3	18	6295	8.33	181	75598	4329	1966	68.77	31.23
4	8	2013	2	17	6295	8.33	182	75598	4382	1913	69.61	30.39
10	29	2013	3	17	6295	8.33	183	75598	4378	1917	69.55	30.45
5	30	2013	5	17	6294	8.33	184	75598	4232	2062	67.24	32.76
10	8	2013	3	17	6294	8.33	185	75598	4313	1981	68.53	31.47
10	30	2013	4	18	6292	8.32	186	75598	4157	2135	66.07	33.93
3	6	2013	4	17	6289	8.32	187	75598	4336	1953	68.95	31.05
10	11	2013	6	18	6289	8.32	188	75598	4076	2213	64.81	35.19
8	7	2013	4	17	6286	8.32	189	75598	4310	1976	68.57	31.43
3	25	2013	2	17	6284	8.31	190	75598	4385	1899	69.78	30.22
9	19	2013	5	17	6283	8.31	191	75598	4223	2060	67.21	32.79
4	10	2013	4	18	6282	8.31	192	75598	4269	2013	67.96	32.04
5	2	2013	5	18	6280	8.31	193	75598	4158	2122	66.21	33.79
2	14	2013	5	17	6279	8.31	194	75598	4131	2148	65.79	34.21
8	12	2013	2	17	6279	8.31	195	75598	4289	1990	68.31	31.69
5	22	2013	4	17	6277	8.30	196	75598	4284	1993	68.25	31.75
5	31	2013	6	18	6276	8.30	197	75598	4015	2261	63.97	36.03
3	8	2013	6	18	6275	8.30	198	75598	4081	2194	65.04	34.96
3	1	2013	6	16	6274	8.30	199	75598	4060	2214	64.71	35.29
2	1	2013	6	18	6273	8.30	200	75598	3996	2277	63.70	36.30

SR 002 MP 119.77 WENATCHEE (OLDS BRIDGE) ADC SITE R053
K FOR PEAK 200 HOURS OF 2013



AADT= 21659 K 30 FACTOR= 10.82 K 100 FACTOR= 10.15 K 200 FACTOR= 9.79 D 30 FACTOR= 55.57

SR 002 MP 119.77 WENATCHEE (OLDS BRIDGE) ADC SITE R053
D % IN THE PEAK 200 HOURS OF 2013



MO	DY	YR	DAY OF WK	HR	HR VOL	PERCENT OF AADT	HOUR NUMBER	AADT	EAST VOLUME	WEST VOLUME	PERCENT EAST IS OF TOTAL VOLUME	PERCENT WEST IS OF TOTAL VOLUME
9	6	2013	6	17	2723	12.57	1	21659	1405	1318	51.60	48.40
9	6	2013	6	16	2693	12.43	2	21659	1317	1376	48.90	51.10
9	11	2013	4	18	2624	12.12	3	21659	1727	897	65.82	34.18
9	6	2013	6	18	2569	11.86	4	21659	1424	1145	55.43	44.57
7	3	2013	4	17	2562	11.83	5	21659	1428	1134	55.74	44.26
7	12	2013	6	16	2545	11.75	6	21659	1333	1212	52.38	47.62
10	11	2013	6	17	2480	11.45	7	21659	1414	1066	57.02	42.98
7	5	2013	6	17	2448	11.30	8	21659	1425	1023	58.21	41.79
9	6	2013	6	14	2445	11.29	9	21659	1170	1275	47.85	52.15
9	6	2013	6	15	2438	11.26	10	21659	1219	1219	50.00	50.00
9	20	2013	6	16	2433	11.23	11	21659	1285	1148	52.82	47.18
6	21	2013	6	16	2423	11.19	12	21659	1281	1142	52.87	47.13

MO	DY	YR	DAY OF WK	HR	HR VOL	PERCENT OF AADT	HOUR NUMBER	AADT	EAST VOLUME	WEST VOLUME	PERCENT EAST IS OF TOTAL VOLUME	PERCENT WEST IS OF TOTAL VOLUME
8	18	2013	1	13	2417	11.16	13	21659	899	1518	37.19	62.81
8	16	2013	6	17	2416	11.15	14	21659	1339	1077	55.42	44.58
5	24	2013	6	17	2412	11.14	15	21659	1404	1008	58.21	41.79
7	19	2013	6	17	2410	11.13	16	21659	1376	1034	57.10	42.90
8	16	2013	6	16	2404	11.10	17	21659	1324	1080	55.07	44.93
9	13	2013	6	16	2403	11.09	18	21659	1247	1156	51.89	48.11
5	24	2013	6	16	2401	11.09	19	21659	1328	1073	55.31	44.69
6	21	2013	6	18	2396	11.06	20	21659	1389	1007	57.97	42.03
7	19	2013	6	16	2393	11.05	21	21659	1259	1134	52.61	47.39
10	11	2013	6	16	2390	11.03	22	21659	1235	1155	51.67	48.33
6	21	2013	6	17	2380	10.99	23	21659	1328	1052	55.80	44.20
5	31	2013	6	17	2370	10.94	24	21659	1197	1173	50.51	49.49
10	18	2013	6	17	2368	10.93	25	21659	1328	1040	56.08	43.92
6	14	2013	6	17	2362	10.91	26	21659	1360	1002	57.58	42.42
6	28	2013	6	17	2354	10.87	27	21659	1344	1010	57.09	42.91
10	18	2013	6	16	2354	10.87	28	21659	1168	1186	49.62	50.38
10	4	2013	6	17	2349	10.85	29	21659	1290	1059	54.92	45.08
9	20	2013	6	17	2343	10.82	30	21659	1302	1041	55.57	44.43
6	14	2013	6	16	2338	10.79	31	21659	1290	1048	55.18	44.82
9	6	2013	6	13	2325	10.73	32	21659	1099	1226	47.27	52.73
7	3	2013	4	16	2324	10.73	33	21659	1288	1036	55.42	44.58
7	12	2013	6	17	2323	10.73	34	21659	1298	1025	55.88	44.12
8	2	2013	6	16	2321	10.72	35	21659	1233	1088	53.12	46.88
8	2	2013	6	17	2317	10.70	36	21659	1305	1012	56.32	43.68
5	10	2013	6	17	2315	10.69	37	21659	1349	966	58.27	41.73
7	11	2013	5	17	2314	10.68	38	21659	1296	1018	56.01	43.99
9	27	2013	6	16	2313	10.68	39	21659	1214	1099	52.49	47.51
6	18	2013	3	17	2309	10.66	40	21659	1378	931	59.68	40.32
7	2	2013	3	17	2309	10.66	41	21659	1327	982	57.47	42.53
9	19	2013	5	16	2307	10.65	42	21659	1245	1062	53.97	46.03
7	18	2013	5	17	2301	10.62	43	21659	1295	1006	56.28	43.72
8	30	2013	6	16	2301	10.62	44	21659	1265	1036	54.98	45.02
8	30	2013	6	17	2297	10.61	45	21659	1277	1020	55.59	44.41
8	23	2013	6	17	2296	10.60	46	21659	1310	986	57.06	42.94
10	4	2013	6	16	2296	10.60	47	21659	1194	1102	52.00	48.00
7	15	2013	2	17	2291	10.58	48	21659	1263	1028	55.13	44.87
6	7	2013	6	16	2285	10.55	49	21659	1245	1040	54.49	45.51
7	10	2013	4	17	2285	10.55	50	21659	1287	998	56.32	43.68
6	20	2013	5	16	2284	10.55	51	21659	1233	1051	53.98	46.02
7	3	2013	4	18	2284	10.55	52	21659	1386	898	60.68	39.32
9	13	2013	6	17	2284	10.55	53	21659	1262	1022	55.25	44.75

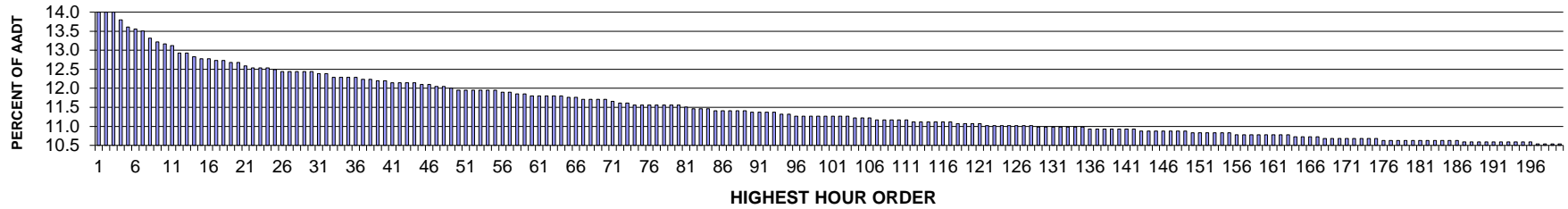
MO	DY	YR	DAY OF WK	HR	HR VOL	PERCENT OF AADT	HOUR NUMBER	AADT	EAST VOLUME	WEST VOLUME	PERCENT EAST IS OF TOTAL VOLUME	PERCENT WEST IS OF TOTAL VOLUME
9	16	2013	2	16	2284	10.55	54	21659	1185	1099	51.88	48.12
8	2	2013	6	18	2278	10.52	55	21659	1256	1022	55.14	44.86
8	1	2013	5	18	2272	10.49	56	21659	1291	981	56.82	43.18
8	1	2013	5	17	2267	10.47	57	21659	1322	945	58.31	41.69
7	11	2013	5	16	2265	10.46	58	21659	1186	1079	52.36	47.64
10	10	2013	5	16	2265	10.46	59	21659	1214	1051	53.60	46.40
8	30	2013	6	15	2263	10.45	60	21659	1251	1012	55.28	44.72
6	20	2013	5	17	2262	10.44	61	21659	1238	1024	54.73	45.27
7	1	2013	2	17	2261	10.44	62	21659	1250	1011	55.29	44.71
7	26	2013	6	17	2261	10.44	63	21659	1281	980	56.66	43.34
10	25	2013	6	16	2261	10.44	64	21659	1179	1082	52.15	47.85
5	17	2013	6	16	2259	10.43	65	21659	1212	1047	53.65	46.35
5	31	2013	6	16	2257	10.42	66	21659	1287	970	57.02	42.98
9	26	2013	5	16	2249	10.38	67	21659	1166	1083	51.85	48.15
5	3	2013	6	16	2248	10.38	68	21659	1264	984	56.23	43.77
10	3	2013	5	17	2246	10.37	69	21659	1266	980	56.37	43.63
10	10	2013	5	17	2245	10.37	70	21659	1320	925	58.80	41.20
9	26	2013	5	17	2243	10.36	71	21659	1254	989	55.91	44.09
10	11	2013	6	18	2243	10.36	72	21659	1297	946	57.82	42.18
8	15	2013	5	17	2241	10.35	73	21659	1242	999	55.42	44.58
6	7	2013	6	17	2239	10.34	74	21659	1267	972	56.59	43.41
10	1	2013	3	16	2236	10.32	75	21659	1161	1075	51.92	48.08
10	25	2013	6	17	2234	10.31	76	21659	1203	1031	53.85	46.15
7	31	2013	4	17	2232	10.31	77	21659	1286	946	57.62	42.38
5	10	2013	6	16	2230	10.30	78	21659	1163	1067	52.15	47.85
9	19	2013	5	17	2230	10.30	79	21659	1265	965	56.73	43.27
9	9	2013	2	16	2229	10.29	80	21659	1123	1106	50.38	49.62
5	23	2013	5	16	2228	10.29	81	21659	1256	972	56.37	43.63
8	8	2013	5	17	2224	10.27	82	21659	1295	929	58.23	41.77
6	24	2013	2	17	2223	10.26	83	21659	1270	953	57.13	42.87
5	9	2013	5	16	2222	10.26	84	21659	1200	1022	54.01	45.99
8	7	2013	4	17	2222	10.26	85	21659	1263	959	56.84	43.16
8	9	2013	6	16	2221	10.25	86	21659	1211	1010	54.52	45.48
8	9	2013	6	17	2220	10.25	87	21659	1272	948	57.30	42.70
8	14	2013	4	16	2219	10.25	88	21659	1156	1063	52.10	47.90
9	3	2013	3	16	2219	10.25	89	21659	1116	1103	50.29	49.71
9	23	2013	2	16	2218	10.24	90	21659	1105	1113	49.82	50.18
9	27	2013	6	17	2218	10.24	91	21659	1213	1005	54.69	45.31
7	5	2013	6	18	2217	10.24	92	21659	1258	959	56.74	43.26
11	27	2013	4	16	2213	10.22	93	21659	1224	989	55.31	44.69
5	15	2013	4	16	2207	10.19	94	21659	1175	1032	53.24	46.76

MO	DY	YR	DAY OF WK	HR	HR VOL	PERCENT OF AADT	HOUR NUMBER	AADT	EAST VOLUME	WEST VOLUME	PERCENT EAST IS OF TOTAL VOLUME	PERCENT WEST IS OF TOTAL VOLUME
5	16	2013	5	17	2205	10.18	95	21659	1176	1029	53.33	46.67
10	3	2013	5	16	2204	10.18	96	21659	1149	1055	52.13	47.87
7	5	2013	6	16	2203	10.17	97	21659	1158	1045	52.56	47.44
6	18	2013	3	16	2202	10.17	98	21659	1164	1038	52.86	47.14
8	23	2013	6	16	2200	10.16	99	21659	1201	999	54.59	45.41
6	13	2013	5	17	2199	10.15	100	21659	1309	890	59.53	40.47
6	28	2013	6	18	2197	10.14	101	21659	1252	945	56.99	43.01
7	10	2013	4	16	2197	10.14	102	21659	1155	1042	52.57	47.43
5	6	2013	2	17	2196	10.14	103	21659	1236	960	56.28	43.72
5	15	2013	4	17	2193	10.13	104	21659	1201	992	54.77	45.23
7	17	2013	4	17	2193	10.13	105	21659	1221	972	55.68	44.32
5	17	2013	6	17	2191	10.12	106	21659	1169	1022	53.35	46.65
7	19	2013	6	18	2191	10.12	107	21659	1243	948	56.73	43.27
10	14	2013	2	16	2191	10.12	108	21659	1123	1068	51.26	48.74
10	17	2013	5	17	2190	10.11	109	21659	1213	977	55.39	44.61
9	10	2013	3	16	2188	10.10	110	21659	1159	1029	52.97	47.03
7	26	2013	6	18	2187	10.10	111	21659	1225	962	56.01	43.99
8	22	2013	5	17	2187	10.10	112	21659	1201	986	54.92	45.08
8	19	2013	2	17	2186	10.09	113	21659	1239	947	56.68	43.32
6	19	2013	4	17	2185	10.09	114	21659	1218	967	55.74	44.26
6	12	2013	4	18	2183	10.08	115	21659	1252	931	57.35	42.65
7	8	2013	2	16	2183	10.08	116	21659	1134	1049	51.95	48.05
5	31	2013	6	18	2182	10.07	117	21659	1115	1067	51.10	48.90
8	16	2013	6	15	2182	10.07	118	21659	1203	979	55.13	44.87
7	23	2013	3	17	2181	10.07	119	21659	1189	992	54.52	45.48
5	16	2013	5	16	2179	10.06	120	21659	1179	1000	54.11	45.89
10	16	2013	4	16	2179	10.06	121	21659	1180	999	54.15	45.85
7	15	2013	2	18	2178	10.06	122	21659	1250	928	57.39	42.61
7	12	2013	6	18	2177	10.05	123	21659	1203	974	55.26	44.74
6	21	2013	6	15	2175	10.04	124	21659	1191	984	54.76	45.24
7	22	2013	2	17	2175	10.04	125	21659	1221	954	56.14	43.86
6	19	2013	4	16	2174	10.04	126	21659	1152	1022	52.99	47.01
9	11	2013	4	17	2174	10.04	127	21659	1225	949	56.35	43.65
10	16	2013	4	17	2173	10.03	128	21659	1195	978	54.99	45.01
6	14	2013	6	18	2172	10.03	129	21659	1240	932	57.09	42.91
8	28	2013	4	16	2170	10.02	130	21659	1115	1055	51.38	48.62
9	12	2013	5	17	2170	10.02	131	21659	1271	899	58.57	41.43
5	3	2013	6	17	2167	10.01	132	21659	1299	868	59.94	40.06
5	6	2013	2	16	2167	10.01	133	21659	1167	1000	53.85	46.15
5	24	2013	6	15	2167	10.01	134	21659	1274	893	58.79	41.21
6	10	2013	2	17	2167	10.01	135	21659	1290	877	59.53	40.47

MO	DY	YR	DAY OF WK	HR	HR VOL	PERCENT OF AADT	HOUR NUMBER	AADT	EAST VOLUME	WEST VOLUME	PERCENT EAST IS OF TOTAL VOLUME	PERCENT WEST IS OF TOTAL VOLUME
8	26	2013	2	17	2167	10.01	136	21659	1238	929	57.13	42.87
5	14	2013	3	17	2166	10.00	137	21659	1183	983	54.62	45.38
9	12	2013	5	16	2166	10.00	138	21659	1098	1068	50.69	49.31
4	8	2013	2	17	2165	10.00	139	21659	1046	1119	48.31	51.69
7	18	2013	5	16	2164	9.99	140	21659	1167	997	53.93	46.07
8	15	2013	5	16	2164	9.99	141	21659	1142	1022	52.77	47.23
10	17	2013	5	16	2164	9.99	142	21659	1120	1044	51.76	48.24
8	8	2013	5	16	2163	9.99	143	21659	1175	988	54.32	45.68
8	5	2013	2	17	2162	9.98	144	21659	1217	945	56.29	43.71
8	26	2013	2	16	2161	9.98	145	21659	1127	1034	52.15	47.85
9	11	2013	4	16	2160	9.97	146	21659	1099	1061	50.88	49.12
9	18	2013	4	17	2160	9.97	147	21659	1230	930	56.94	43.06
10	4	2013	6	18	2160	9.97	148	21659	1197	963	55.42	44.58
7	9	2013	3	17	2159	9.97	149	21659	1164	995	53.91	46.09
8	21	2013	4	17	2157	9.96	150	21659	1190	967	55.17	44.83
9	27	2013	6	18	2156	9.95	151	21659	1264	892	58.63	41.37
10	15	2013	3	17	2156	9.95	152	21659	1239	917	57.47	42.53
6	28	2013	6	16	2155	9.95	153	21659	1107	1048	51.37	48.63
9	18	2013	4	16	2155	9.95	154	21659	1134	1021	52.62	47.38
9	13	2013	6	18	2154	9.95	155	21659	1239	915	57.52	42.48
5	2	2013	5	17	2153	9.94	156	21659	1234	919	57.32	42.68
5	13	2013	2	17	2153	9.94	157	21659	1169	984	54.30	45.70
10	2	2013	4	16	2153	9.94	158	21659	1122	1031	52.11	47.89
10	15	2013	3	16	2152	9.94	159	21659	1104	1048	51.30	48.70
5	20	2013	2	17	2151	9.93	160	21659	1174	977	54.58	45.42
7	16	2013	3	17	2151	9.93	161	21659	1251	900	58.16	41.84
8	1	2013	5	16	2151	9.93	162	21659	1226	925	57.00	43.00
9	20	2013	6	18	2151	9.93	163	21659	1217	934	56.58	43.42
7	16	2013	3	18	2150	9.93	164	21659	1187	963	55.21	44.79
6	20	2013	5	18	2149	9.92	165	21659	1228	921	57.14	42.86
4	19	2013	6	16	2148	9.92	166	21659	1106	1042	51.49	48.51
4	26	2013	6	16	2146	9.91	167	21659	1184	962	55.17	44.83
6	17	2013	2	17	2146	9.91	168	21659	1232	914	57.41	42.59
8	14	2013	4	17	2145	9.90	169	21659	1256	889	58.55	41.45
10	9	2013	4	17	2145	9.90	170	21659	1251	894	58.32	41.68
10	24	2013	5	16	2145	9.90	171	21659	1117	1028	52.07	47.93
7	8	2013	2	17	2143	9.89	172	21659	1160	983	54.13	45.87
4	11	2013	5	17	2142	9.89	173	21659	1227	915	57.28	42.72
8	13	2013	3	17	2142	9.89	174	21659	1251	891	58.40	41.60
10	11	2013	6	15	2142	9.89	175	21659	1188	954	55.46	44.54
11	27	2013	4	13	2142	9.89	176	21659	933	1209	43.56	56.44

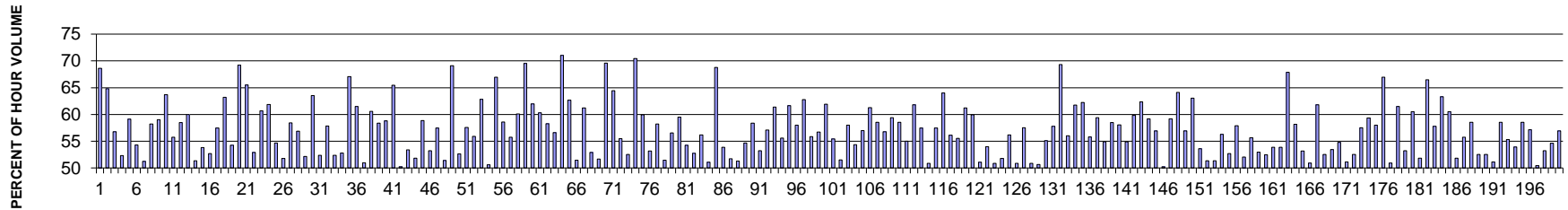
MO	DY	YR	DAY OF WK	HR	HR VOL	PERCENT OF AADT	HOUR NUMBER	AADT	EAST VOLUME	WEST VOLUME	PERCENT EAST IS OF TOTAL VOLUME	PERCENT WEST IS OF TOTAL VOLUME
8	30	2013	6	18	2141	9.89	177	21659	1260	881	58.85	41.15
6	17	2013	2	16	2140	9.88	178	21659	1139	1001	53.22	46.78
8	16	2013	6	13	2140	9.88	179	21659	1074	1066	50.19	49.81
5	24	2013	6	18	2139	9.88	180	21659	1247	892	58.30	41.70
6	6	2013	5	16	2139	9.88	181	21659	1059	1080	49.51	50.49
7	1	2013	2	16	2139	9.88	182	21659	1117	1022	52.22	47.78
5	28	2013	3	16	2138	9.87	183	21659	1094	1044	51.17	48.83
8	22	2013	5	16	2137	9.87	184	21659	1176	961	55.03	44.97
9	4	2013	4	17	2137	9.87	185	21659	1222	915	57.18	42.82
9	24	2013	3	16	2137	9.87	186	21659	1114	1023	52.13	47.87
7	25	2013	5	17	2135	9.86	187	21659	1220	915	57.14	42.86
9	3	2013	3	17	2135	9.86	188	21659	1202	933	56.30	43.70
9	5	2013	5	17	2133	9.85	189	21659	1186	947	55.60	44.40
8	28	2013	4	17	2131	9.84	190	21659	1200	931	56.31	43.69
7	19	2013	6	15	2130	9.83	191	21659	1139	991	53.47	46.53
5	14	2013	3	16	2129	9.83	192	21659	1138	991	53.45	46.55
8	27	2013	3	16	2128	9.83	193	21659	1118	1010	52.54	47.46
10	14	2013	2	17	2127	9.82	194	21659	1138	989	53.50	46.50
8	29	2013	5	16	2125	9.81	195	21659	1137	988	53.51	46.49
9	25	2013	4	17	2125	9.81	196	21659	1196	929	56.28	43.72
9	14	2013	7	13	2124	9.81	197	21659	1020	1104	48.02	51.98
8	21	2013	4	16	2122	9.80	198	21659	1131	991	53.30	46.70
9	17	2013	3	16	2122	9.80	199	21659	1074	1048	50.61	49.39
4	19	2013	6	17	2121	9.79	200	21659	1177	944	55.49	44.51

**SR 101 MP 104.55 HUMPTULIPS ADC SITE R054
K FOR PEAK 200 HOURS OF 2013**



AADT= 2050 K 30 FACTOR= 12.44 K 100 FACTOR= 11.27 K 200 FACTOR= 10.54 D 30 FACTOR= 63.53

**SR 101 MP 104.55 HUMPTULIPS ADC SITE R054
D % IN THE PEAK 200 HOURS OF 2013**



MO	DY	YR	DAY OF WK	HR	HR VOL	PERCENT OF AADT	HOUR NUMBER	AADT	NORTH VOLUME	SOUTH VOLUME	PERCENT NORTH IS OF TOTAL VOLUME	PERCENT SOUTH IS OF TOTAL VOLUME
7	7	2013	1	13	287	14.00	1	2050	90	197	31.36	68.64
7	27	2013	7	13	287	14.00	2	2050	186	101	64.81	35.19
8	4	2013	1	16	287	14.00	3	2050	124	163	43.21	56.79
8	9	2013	6	15	283	13.80	4	2050	135	148	47.70	52.30
7	28	2013	1	15	279	13.61	5	2050	114	165	40.86	59.14
8	4	2013	1	13	278	13.56	6	2050	127	151	45.68	54.32
8	9	2013	6	14	277	13.51	7	2050	135	142	48.74	51.26
7	28	2013	1	14	273	13.32	8	2050	114	159	41.76	58.24
8	18	2013	1	13	271	13.22	9	2050	111	160	40.96	59.04
7	7	2013	1	14	270	13.17	10	2050	98	172	36.30	63.70
8	4	2013	1	15	269	13.12	11	2050	119	150	44.24	55.76
7	21	2013	1	12	265	12.93	12	2050	110	155	41.51	58.49

MO	DY	YR	DAY OF WK	HR	HR VOL	PERCENT OF AADT	HOUR NUMBER	AADT	NORTH VOLUME	SOUTH VOLUME	PERCENT NORTH IS OF TOTAL VOLUME	PERCENT SOUTH IS OF TOTAL VOLUME
8	11	2013	1	13	265	12.93	13	2050	106	159	40.00	60.00
8	9	2013	6	16	263	12.83	14	2050	128	135	48.67	51.33
6	30	2013	1	15	262	12.78	15	2050	141	121	53.82	46.18
8	12	2013	2	15	262	12.78	16	2050	124	138	47.33	52.67
8	31	2013	7	16	261	12.73	17	2050	150	111	57.47	42.53
9	2	2013	2	12	261	12.73	18	2050	96	165	36.78	63.22
7	19	2013	6	16	260	12.68	19	2050	141	119	54.23	45.77
9	2	2013	2	16	260	12.68	20	2050	80	180	30.77	69.23
8	25	2013	1	14	258	12.59	21	2050	89	169	34.50	65.50
7	26	2013	6	14	257	12.54	22	2050	136	121	52.92	47.08
7	28	2013	1	16	257	12.54	23	2050	101	156	39.30	60.70
8	4	2013	1	14	257	12.54	24	2050	98	159	38.13	61.87
8	30	2013	6	16	256	12.49	25	2050	116	140	45.31	54.69
8	8	2013	5	14	255	12.44	26	2050	123	132	48.24	51.76
8	11	2013	1	15	255	12.44	27	2050	106	149	41.57	58.43
8	12	2013	2	16	255	12.44	28	2050	110	145	43.14	56.86
8	18	2013	1	15	255	12.44	29	2050	122	133	47.84	52.16
9	2	2013	2	14	255	12.44	30	2050	93	162	36.47	63.53
8	16	2013	6	17	254	12.39	31	2050	121	133	47.64	52.36
8	23	2013	6	15	254	12.39	32	2050	107	147	42.13	57.87
8	10	2013	7	14	252	12.29	33	2050	132	120	52.38	47.62
8	19	2013	2	15	252	12.29	34	2050	119	133	47.22	52.78
8	31	2013	7	13	252	12.29	35	2050	169	83	67.06	32.94
10	18	2013	6	16	252	12.29	36	2050	97	155	38.49	61.51
7	6	2013	7	14	251	12.24	37	2050	123	128	49.00	51.00
8	22	2013	5	16	251	12.24	38	2050	99	152	39.44	60.56
7	14	2013	1	14	250	12.20	39	2050	104	146	41.60	58.40
8	30	2013	6	14	250	12.20	40	2050	147	103	58.80	41.20
7	7	2013	1	15	249	12.15	41	2050	86	163	34.54	65.46
8	23	2013	6	14	249	12.15	42	2050	124	125	49.80	50.20
8	30	2013	6	17	249	12.15	43	2050	133	116	53.41	46.59
9	13	2013	6	17	249	12.15	44	2050	120	129	48.19	51.81
9	2	2013	2	13	248	12.10	45	2050	102	146	41.13	58.87
10	4	2013	6	16	248	12.10	46	2050	116	132	46.77	53.23
8	11	2013	1	14	247	12.05	47	2050	105	142	42.51	57.49
9	6	2013	6	16	247	12.05	48	2050	120	127	48.58	51.42
7	7	2013	1	16	246	12.00	49	2050	76	170	30.89	69.11
7	6	2013	7	13	245	11.95	50	2050	129	116	52.65	47.35
8	9	2013	6	13	245	11.95	51	2050	141	104	57.55	42.45
8	10	2013	7	13	245	11.95	52	2050	137	108	55.92	44.08
8	21	2013	4	16	245	11.95	53	2050	91	154	37.14	62.86

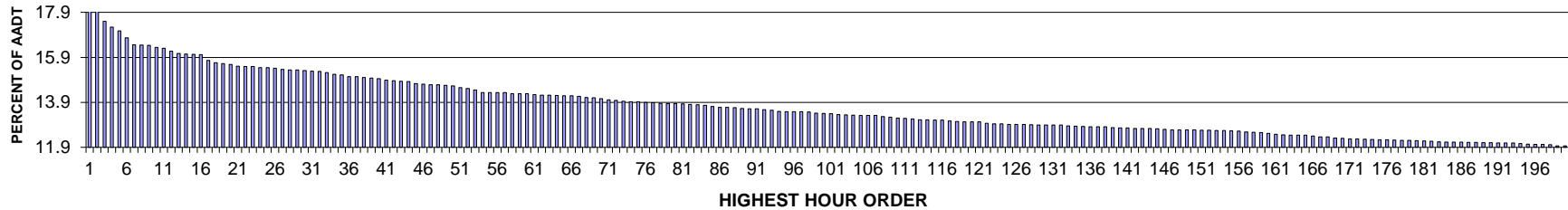
MO	DY	YR	DAY OF WK	HR	HR VOL	PERCENT OF AADT	HOUR NUMBER	AADT	NORTH VOLUME	SOUTH VOLUME	PERCENT NORTH IS OF TOTAL VOLUME	PERCENT SOUTH IS OF TOTAL VOLUME
9	1	2013	1	13	245	11.95	54	2050	124	121	50.61	49.39
9	2	2013	2	15	245	11.95	55	2050	81	164	33.06	66.94
7	6	2013	7	17	244	11.90	56	2050	101	143	41.39	58.61
8	1	2013	5	16	244	11.90	57	2050	108	136	44.26	55.74
8	2	2013	6	18	243	11.85	58	2050	97	146	39.92	60.08
8	31	2013	7	12	243	11.85	59	2050	169	74	69.55	30.45
6	30	2013	1	16	242	11.80	60	2050	92	150	38.02	61.98
7	21	2013	1	14	242	11.80	61	2050	96	146	39.67	60.33
8	4	2013	1	12	242	11.80	62	2050	101	141	41.74	58.26
8	18	2013	1	14	242	11.80	63	2050	105	137	43.39	56.61
9	1	2013	1	18	242	11.80	64	2050	70	172	28.93	71.07
7	31	2013	4	17	241	11.76	65	2050	90	151	37.34	62.66
8	30	2013	6	15	241	11.76	66	2050	117	124	48.55	51.45
7	28	2013	1	12	240	11.71	67	2050	93	147	38.75	61.25
8	9	2013	6	12	240	11.71	68	2050	113	127	47.08	52.92
9	1	2013	1	14	240	11.71	69	2050	116	124	48.33	51.67
9	2	2013	2	17	240	11.71	70	2050	73	167	30.42	69.58
8	4	2013	1	17	239	11.66	71	2050	85	154	35.56	64.44
7	26	2013	6	16	238	11.61	72	2050	106	132	44.54	55.46
8	22	2013	5	14	238	11.61	73	2050	113	125	47.48	52.52
7	7	2013	1	17	237	11.56	74	2050	70	167	29.54	70.46
7	21	2013	1	13	237	11.56	75	2050	95	142	40.08	59.92
8	8	2013	5	17	237	11.56	76	2050	111	126	46.84	53.16
8	14	2013	4	16	237	11.56	77	2050	99	138	41.77	58.23
8	22	2013	5	12	237	11.56	78	2050	115	122	48.52	51.48
8	23	2013	6	17	237	11.56	79	2050	103	134	43.46	56.54
9	10	2013	3	16	237	11.56	80	2050	96	141	40.51	59.49
8	9	2013	6	18	236	11.51	81	2050	128	108	54.24	45.76
7	26	2013	6	13	235	11.46	82	2050	111	124	47.23	52.77
8	1	2013	5	17	235	11.46	83	2050	103	132	43.83	56.17
8	8	2013	5	13	235	11.46	84	2050	120	115	51.06	48.94
7	7	2013	1	12	234	11.41	85	2050	73	161	31.20	68.80
7	26	2013	6	15	234	11.41	86	2050	126	108	53.85	46.15
8	2	2013	6	15	234	11.41	87	2050	121	113	51.71	48.29
8	23	2013	6	16	234	11.41	88	2050	120	114	51.28	48.72
9	6	2013	6	17	234	11.41	89	2050	106	128	45.30	54.70
8	2	2013	6	16	233	11.37	90	2050	97	136	41.63	58.37
8	5	2013	2	16	233	11.37	91	2050	109	124	46.78	53.22
8	8	2013	5	16	233	11.37	92	2050	100	133	42.92	57.08
8	18	2013	1	16	233	11.37	93	2050	90	143	38.63	61.37
7	3	2013	4	13	232	11.32	94	2050	129	103	55.60	44.40

MO	DY	YR	DAY OF WK	HR	HR VOL	PERCENT OF AADT	HOUR NUMBER	AADT	NORTH VOLUME	SOUTH VOLUME	PERCENT NORTH IS OF TOTAL VOLUME	PERCENT SOUTH IS OF TOTAL VOLUME
7	14	2013	1	15	232	11.32	95	2050	89	143	38.36	61.64
7	5	2013	6	13	231	11.27	96	2050	134	97	58.01	41.99
7	5	2013	6	14	231	11.27	97	2050	145	86	62.77	37.23
7	12	2013	6	15	231	11.27	98	2050	129	102	55.84	44.16
7	25	2013	5	15	231	11.27	99	2050	100	131	43.29	56.71
8	9	2013	6	17	231	11.27	100	2050	88	143	38.10	61.90
8	13	2013	3	14	231	11.27	101	2050	103	128	44.59	55.41
8	16	2013	6	15	231	11.27	102	2050	119	112	51.52	48.48
9	19	2013	5	16	231	11.27	103	2050	97	134	41.99	58.01
7	2	2013	3	15	230	11.22	104	2050	125	105	54.35	45.65
8	16	2013	6	16	230	11.22	105	2050	99	131	43.04	56.96
8	31	2013	7	14	230	11.22	106	2050	141	89	61.30	38.70
7	14	2013	1	13	229	11.17	107	2050	95	134	41.48	58.52
7	14	2013	1	16	229	11.17	108	2050	99	130	43.23	56.77
8	11	2013	1	17	229	11.17	109	2050	93	136	40.61	59.39
8	20	2013	3	16	229	11.17	110	2050	95	134	41.48	58.52
8	25	2013	1	15	229	11.17	111	2050	103	126	44.98	55.02
6	30	2013	1	17	228	11.12	112	2050	87	141	38.16	61.84
7	21	2013	1	16	228	11.12	113	2050	97	131	42.54	57.46
7	31	2013	4	13	228	11.12	114	2050	116	112	50.88	49.12
8	8	2013	5	15	228	11.12	115	2050	97	131	42.54	57.46
8	13	2013	3	17	228	11.12	116	2050	82	146	35.96	64.04
9	27	2013	6	16	228	11.12	117	2050	100	128	43.86	56.14
7	22	2013	2	12	227	11.07	118	2050	101	126	44.49	55.51
7	25	2013	5	16	227	11.07	119	2050	88	139	38.77	61.23
8	30	2013	6	18	227	11.07	120	2050	136	91	59.91	40.09
11	1	2013	6	16	227	11.07	121	2050	111	116	48.90	51.10
6	30	2013	1	14	226	11.02	122	2050	122	104	53.98	46.02
7	3	2013	4	14	226	11.02	123	2050	115	111	50.88	49.12
7	3	2013	4	15	226	11.02	124	2050	109	117	48.23	51.77
7	15	2013	2	16	226	11.02	125	2050	99	127	43.81	56.19
7	19	2013	6	17	226	11.02	126	2050	111	115	49.12	50.88
7	20	2013	7	17	226	11.02	127	2050	96	130	42.48	57.52
11	1	2013	6	17	226	11.02	128	2050	115	111	50.88	49.12
6	28	2013	6	15	225	10.98	129	2050	111	114	49.33	50.67
7	6	2013	7	16	225	10.98	130	2050	101	124	44.89	55.11
7	26	2013	6	17	225	10.98	131	2050	95	130	42.22	57.78
7	28	2013	1	17	225	10.98	132	2050	69	156	30.67	69.33
8	7	2013	4	16	225	10.98	133	2050	99	126	44.00	56.00
8	14	2013	4	17	225	10.98	134	2050	86	139	38.22	61.78
8	31	2013	7	15	225	10.98	135	2050	140	85	62.22	37.78

MO	DY	YR	DAY OF WK	HR	HR VOL	PERCENT OF AADT	HOUR NUMBER	AADT	NORTH VOLUME	SOUTH VOLUME	PERCENT NORTH IS OF TOTAL VOLUME	PERCENT SOUTH IS OF TOTAL VOLUME
7	18	2013	5	16	224	10.93	136	2050	99	125	44.20	55.80
7	20	2013	7	12	224	10.93	137	2050	133	91	59.38	40.63
8	1	2013	5	15	224	10.93	138	2050	123	101	54.91	45.09
8	10	2013	7	12	224	10.93	139	2050	131	93	58.48	41.52
8	21	2013	4	13	224	10.93	140	2050	130	94	58.04	41.96
8	25	2013	1	13	224	10.93	141	2050	101	123	45.09	54.91
8	28	2013	4	16	224	10.93	142	2050	90	134	40.18	59.82
5	5	2013	1	16	223	10.88	143	2050	84	139	37.67	62.33
6	29	2013	7	13	223	10.88	144	2050	132	91	59.19	40.81
8	6	2013	3	15	223	10.88	145	2050	96	127	43.05	56.95
8	14	2013	4	12	223	10.88	146	2050	111	112	49.78	50.22
8	18	2013	1	12	223	10.88	147	2050	91	132	40.81	59.19
8	22	2013	5	15	223	10.88	148	2050	80	143	35.87	64.13
8	26	2013	2	15	223	10.88	149	2050	96	127	43.05	56.95
7	4	2013	5	12	222	10.83	150	2050	140	82	63.06	36.94
7	19	2013	6	14	222	10.83	151	2050	103	119	46.40	53.60
7	24	2013	4	15	222	10.83	152	2050	114	108	51.35	48.65
8	5	2013	2	13	222	10.83	153	2050	114	108	51.35	48.65
9	13	2013	6	13	222	10.83	154	2050	97	125	43.69	56.31
10	18	2013	6	17	222	10.83	155	2050	105	117	47.30	52.70
4	26	2013	6	16	221	10.78	156	2050	93	128	42.08	57.92
5	5	2013	1	14	221	10.78	157	2050	115	106	52.04	47.96
7	3	2013	4	17	221	10.78	158	2050	123	98	55.66	44.34
7	12	2013	6	17	221	10.78	159	2050	104	117	47.06	52.94
8	2	2013	6	14	221	10.78	160	2050	105	116	47.51	52.49
8	7	2013	4	15	221	10.78	161	2050	102	119	46.15	53.85
8	16	2013	6	14	221	10.78	162	2050	102	119	46.15	53.85
9	15	2013	1	12	221	10.78	163	2050	71	150	32.13	67.87
7	5	2013	6	12	220	10.73	164	2050	128	92	58.18	41.82
7	19	2013	6	13	220	10.73	165	2050	117	103	53.18	46.82
8	17	2013	7	12	220	10.73	166	2050	112	108	50.91	49.09
9	11	2013	4	16	220	10.73	167	2050	84	136	38.18	61.82
7	5	2013	6	16	219	10.68	168	2050	115	104	52.51	47.49
7	12	2013	6	18	219	10.68	169	2050	117	102	53.42	46.58
8	6	2013	3	13	219	10.68	170	2050	99	120	45.21	54.79
8	12	2013	2	12	219	10.68	171	2050	107	112	48.86	51.14
8	23	2013	6	18	219	10.68	172	2050	104	115	47.49	52.51
9	13	2013	6	16	219	10.68	173	2050	93	126	42.47	57.53
9	16	2013	2	16	219	10.68	174	2050	89	130	40.64	59.36
10	18	2013	6	15	219	10.68	175	2050	92	127	42.01	57.99
6	30	2013	1	18	218	10.63	176	2050	72	146	33.03	66.97

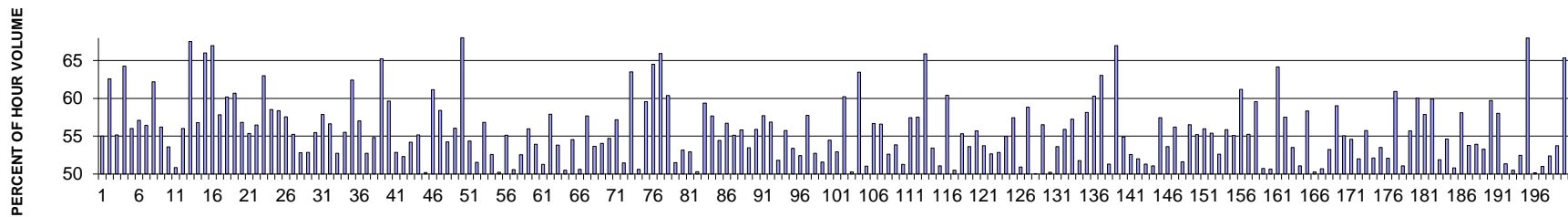
MO	DY	YR	DAY OF WK	HR	HR VOL	PERCENT OF AADT	HOUR NUMBER	AADT	NORTH VOLUME	SOUTH VOLUME	PERCENT NORTH IS OF TOTAL VOLUME	PERCENT SOUTH IS OF TOTAL VOLUME
7	5	2013	6	15	218	10.63	177	2050	107	111	49.08	50.92
7	20	2013	7	14	218	10.63	178	2050	134	84	61.47	38.53
7	29	2013	2	14	218	10.63	179	2050	102	116	46.79	53.21
8	6	2013	3	16	218	10.63	180	2050	86	132	39.45	60.55
8	10	2013	7	11	218	10.63	181	2050	105	113	48.17	51.83
8	11	2013	1	16	218	10.63	182	2050	73	145	33.49	66.51
8	26	2013	2	16	218	10.63	183	2050	92	126	42.20	57.80
9	20	2013	6	15	218	10.63	184	2050	80	138	36.70	63.30
9	20	2013	6	16	218	10.63	185	2050	86	132	39.45	60.55
10	4	2013	6	17	218	10.63	186	2050	105	113	48.17	51.83
7	18	2013	5	14	217	10.59	187	2050	96	121	44.24	55.76
7	21	2013	1	15	217	10.59	188	2050	90	127	41.47	58.53
7	25	2013	5	14	217	10.59	189	2050	103	114	47.47	52.53
8	1	2013	5	13	217	10.59	190	2050	103	114	47.47	52.53
8	15	2013	5	15	217	10.59	191	2050	106	111	48.85	51.15
8	15	2013	5	16	217	10.59	192	2050	90	127	41.47	58.53
8	16	2013	6	12	217	10.59	193	2050	120	97	55.30	44.70
8	17	2013	7	13	217	10.59	194	2050	117	100	53.92	46.08
8	31	2013	7	17	217	10.59	195	2050	90	127	41.47	58.53
9	12	2013	5	17	217	10.59	196	2050	93	124	42.86	57.14
7	1	2013	2	14	216	10.54	197	2050	109	107	50.46	49.54
7	5	2013	6	17	216	10.54	198	2050	101	115	46.76	53.24
7	16	2013	3	17	216	10.54	199	2050	98	118	45.37	54.63
7	28	2013	1	13	216	10.54	200	2050	93	123	43.06	56.94

**SR 090 MP 180.33 MOSES LAKE ADC SITE R055
K FOR PEAK 200 HOURS OF 2013
Recreational Site**



AADT= 10927 K 30 FACTOR= 15.31 K 100 FACTOR= 13.41 K 200 FACTOR= 11.97 D 100 FACTOR= 54.47

**SR 090 MP 180.33 MOSES LAKE ADC SITE R055
D % IN THE PEAK 200 HOURS OF 2013**



MO	DY	YR	DAY OF WK	HR	HR VOL	PERCENT OF AADT	HOUR NUMBER	AADT	EAST VOLUME	WEST VOLUME	PERCENT EAST IS OF TOTAL VOLUME	PERCENT WEST IS OF TOTAL VOLUME
12	1	2013	1	14	2056	18.82	1	10927	925	1131	44.99	55.01
7	7	2013	1	15	1996	18.27	2	10927	747	1249	37.42	62.58
12	1	2013	1	13	1912	17.50	3	10927	857	1055	44.82	55.18
7	7	2013	1	14	1885	17.25	4	10927	673	1212	35.70	64.30
7	28	2013	1	15	1866	17.08	5	10927	821	1045	44.00	56.00
8	11	2013	1	14	1832	16.77	6	10927	786	1046	42.90	57.10
8	18	2013	1	14	1799	16.46	7	10927	784	1015	43.58	56.42
7	7	2013	1	16	1798	16.45	8	10927	680	1118	37.82	62.18
8	18	2013	1	15	1795	16.43	9	10927	786	1009	43.79	56.21
12	1	2013	1	15	1786	16.34	10	10927	829	957	46.42	53.58
8	18	2013	1	16	1782	16.31	11	10927	876	906	49.16	50.84
11	30	2013	7	14	1768	16.18	12	10927	778	990	44.00	56.00

MO	DY	YR	DAY OF WK	HR	HR VOL	PERCENT OF AADT	HOUR NUMBER	AADT	EAST VOLUME	WEST VOLUME	PERCENT EAST IS OF TOTAL VOLUME	PERCENT WEST IS OF TOTAL VOLUME
6	28	2013	6	16	1756	16.07	13	10927	1186	570	67.54	32.46
8	11	2013	1	17	1754	16.05	14	10927	758	996	43.22	56.78
6	28	2013	6	15	1752	16.03	15	10927	1157	595	66.04	33.96
7	7	2013	1	13	1750	16.02	16	10927	578	1172	33.03	66.97
8	18	2013	1	13	1722	15.76	17	10927	726	996	42.16	57.84
12	1	2013	1	12	1711	15.66	18	10927	681	1030	39.80	60.20
7	7	2013	1	17	1707	15.62	19	10927	671	1036	39.31	60.69
7	28	2013	1	16	1703	15.59	20	10927	735	968	43.16	56.84
8	11	2013	1	15	1695	15.51	21	10927	757	938	44.66	55.34
8	4	2013	1	14	1694	15.50	22	10927	737	957	43.51	56.49
6	30	2013	1	16	1693	15.49	23	10927	626	1067	36.98	63.02
8	25	2013	1	14	1687	15.44	24	10927	700	987	41.49	58.51
11	27	2013	4	17	1687	15.44	25	10927	985	702	58.39	41.61
8	4	2013	1	15	1685	15.42	26	10927	715	970	42.43	57.57
7	28	2013	1	14	1680	15.37	27	10927	752	928	44.76	55.24
8	11	2013	1	16	1676	15.34	28	10927	791	885	47.20	52.80
12	1	2013	1	16	1676	15.34	29	10927	886	790	52.86	47.14
7	21	2013	1	15	1673	15.31	30	10927	745	928	44.53	55.47
6	30	2013	1	15	1671	15.29	31	10927	704	967	42.13	57.87
11	27	2013	4	16	1670	15.28	32	10927	946	724	56.65	43.35
11	30	2013	7	15	1663	15.22	33	10927	786	877	47.26	52.74
11	27	2013	4	15	1655	15.15	34	10927	919	736	55.53	44.47
6	28	2013	6	14	1652	15.12	35	10927	1031	621	62.41	37.59
7	21	2013	1	13	1644	15.05	36	10927	707	937	43.00	57.00
8	18	2013	1	17	1644	15.05	37	10927	777	867	47.26	52.74
8	25	2013	1	16	1640	15.01	38	10927	741	899	45.18	54.82
6	30	2013	1	17	1637	14.98	39	10927	569	1068	34.76	65.24
8	11	2013	1	13	1635	14.96	40	10927	660	975	40.37	59.63
11	27	2013	4	14	1627	14.89	41	10927	860	767	52.86	47.14
7	21	2013	1	16	1625	14.87	42	10927	775	850	47.69	52.31
7	21	2013	1	14	1622	14.84	43	10927	743	879	45.81	54.19
8	16	2013	6	15	1621	14.83	44	10927	894	727	55.15	44.85
7	26	2013	6	15	1610	14.73	45	10927	808	802	50.19	49.81
11	30	2013	7	13	1607	14.71	46	10927	624	983	38.83	61.17
6	30	2013	1	14	1604	14.68	47	10927	667	937	41.58	58.42
8	16	2013	6	16	1604	14.68	48	10927	870	734	54.24	45.76
8	25	2013	1	15	1602	14.66	49	10927	704	898	43.95	56.05
6	30	2013	1	18	1599	14.63	50	10927	511	1088	31.96	68.04
7	28	2013	1	13	1590	14.55	51	10927	726	864	45.66	54.34
5	27	2013	2	15	1587	14.52	52	10927	769	818	48.46	51.54
9	2	2013	2	15	1579	14.45	53	10927	682	897	43.19	56.81

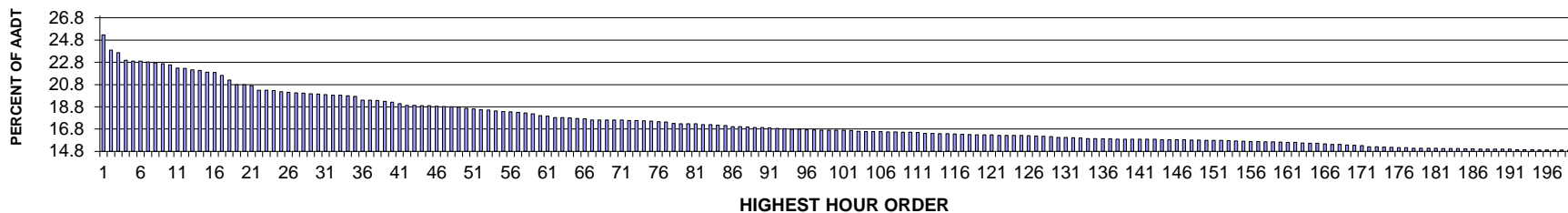
MO	DY	YR	DAY OF WK	HR	HR VOL	PERCENT OF AADT	HOUR NUMBER	AADT	EAST VOLUME	WEST VOLUME	PERCENT EAST IS OF TOTAL VOLUME	PERCENT WEST IS OF TOTAL VOLUME
5	27	2013	2	16	1567	14.34	54	10927	743	824	47.42	52.58
8	30	2013	6	15	1567	14.34	55	10927	787	780	50.22	49.78
9	2	2013	2	14	1567	14.34	56	10927	703	864	44.86	55.14
8	2	2013	6	16	1566	14.33	57	10927	792	774	50.57	49.43
7	19	2013	6	15	1561	14.29	58	10927	820	741	52.53	47.47
7	14	2013	1	15	1560	14.28	59	10927	687	873	44.04	55.96
7	26	2013	6	14	1560	14.28	60	10927	841	719	53.91	46.09
8	2	2013	6	15	1557	14.25	61	10927	798	759	51.25	48.75
6	28	2013	6	13	1554	14.22	62	10927	900	654	57.92	42.08
7	19	2013	6	13	1554	14.22	63	10927	718	836	46.20	53.80
7	19	2013	6	14	1553	14.21	64	10927	784	769	50.48	49.52
5	27	2013	2	14	1551	14.19	65	10927	705	846	45.45	54.55
8	16	2013	6	14	1551	14.19	66	10927	766	785	49.39	50.61
9	2	2013	2	13	1548	14.17	67	10927	655	893	42.31	57.69
8	2	2013	6	14	1543	14.12	68	10927	828	715	53.66	46.34
9	2	2013	2	16	1541	14.10	69	10927	708	833	45.94	54.06
8	4	2013	1	16	1536	14.06	70	10927	696	840	45.31	54.69
7	14	2013	1	14	1532	14.02	71	10927	656	876	42.82	57.18
8	23	2013	6	15	1529	13.99	72	10927	787	742	51.47	48.53
6	28	2013	6	18	1524	13.95	73	10927	968	556	63.52	36.48
8	2	2013	6	13	1521	13.92	74	10927	751	770	49.38	50.62
8	18	2013	1	12	1521	13.92	75	10927	615	906	40.43	59.57
7	7	2013	1	12	1519	13.90	76	10927	539	980	35.48	64.52
5	5	2013	1	16	1518	13.89	77	10927	517	1001	34.06	65.94
8	25	2013	1	13	1514	13.86	78	10927	600	914	39.63	60.37
6	23	2013	1	15	1513	13.85	79	10927	734	779	48.51	51.49
8	9	2013	6	14	1513	13.85	80	10927	804	709	53.14	46.86
6	21	2013	6	13	1512	13.84	81	10927	800	712	52.91	47.09
8	30	2013	6	14	1509	13.81	82	10927	759	750	50.30	49.70
6	30	2013	1	13	1507	13.79	83	10927	612	895	40.61	59.39
7	14	2013	1	16	1505	13.77	84	10927	637	868	42.33	57.67
8	16	2013	6	17	1499	13.72	85	10927	816	683	54.44	45.56
6	16	2013	1	14	1495	13.68	86	10927	647	848	43.28	56.72
8	9	2013	6	15	1495	13.68	87	10927	824	671	55.12	44.88
7	28	2013	1	17	1494	13.67	88	10927	660	834	44.18	55.82
7	26	2013	6	13	1489	13.63	89	10927	693	796	46.54	53.46
6	21	2013	6	14	1488	13.62	90	10927	832	656	55.91	44.09
8	4	2013	1	13	1487	13.61	91	10927	629	858	42.30	57.70
6	21	2013	6	15	1484	13.58	92	10927	844	640	56.87	43.13
6	14	2013	6	15	1481	13.55	93	10927	767	714	51.79	48.21
9	2	2013	2	17	1475	13.50	94	10927	653	822	44.27	55.73

MO	DY	YR	DAY OF WK	HR	HR VOL	PERCENT OF AADT	HOUR NUMBER	AADT	EAST VOLUME	WEST VOLUME	PERCENT EAST IS OF TOTAL VOLUME	PERCENT WEST IS OF TOTAL VOLUME
7	28	2013	1	12	1474	13.49	95	10927	687	787	46.61	53.39
6	16	2013	1	15	1473	13.48	96	10927	701	772	47.59	52.41
8	2	2013	6	12	1473	13.48	97	10927	622	851	42.23	57.77
8	9	2013	6	13	1472	13.47	98	10927	696	776	47.28	52.72
8	30	2013	6	13	1466	13.42	99	10927	710	756	48.43	51.57
3	31	2013	1	17	1465	13.41	100	10927	667	798	45.53	54.47
6	14	2013	6	14	1464	13.40	101	10927	775	689	52.94	47.06
6	28	2013	6	17	1460	13.36	102	10927	879	581	60.21	39.79
7	26	2013	6	16	1458	13.34	103	10927	725	733	49.73	50.27
11	27	2013	4	12	1457	13.33	104	10927	532	925	36.51	63.49
7	19	2013	6	16	1456	13.32	105	10927	743	713	51.03	48.97
8	11	2013	1	12	1456	13.32	106	10927	631	825	43.34	56.66
9	2	2013	2	12	1456	13.32	107	10927	632	824	43.41	56.59
5	24	2013	6	17	1450	13.27	108	10927	763	687	52.62	47.38
8	9	2013	6	12	1447	13.24	109	10927	668	779	46.16	53.84
6	23	2013	1	16	1442	13.20	110	10927	739	703	51.25	48.75
10	27	2013	1	16	1441	13.19	111	10927	613	828	42.54	57.46
11	27	2013	4	13	1438	13.16	112	10927	611	827	42.49	57.51
5	5	2013	1	17	1434	13.12	113	10927	489	945	34.10	65.90
8	2	2013	6	17	1434	13.12	114	10927	766	668	53.42	46.58
5	24	2013	6	16	1432	13.11	115	10927	731	701	51.05	48.95
5	27	2013	2	13	1432	13.11	116	10927	567	865	39.59	60.41
5	24	2013	6	15	1428	13.07	117	10927	721	707	50.49	49.51
7	26	2013	6	12	1426	13.05	118	10927	637	789	44.67	55.33
7	21	2013	1	17	1425	13.04	119	10927	661	764	46.39	53.61
8	4	2013	1	17	1425	13.04	120	10927	631	794	44.28	55.72
8	9	2013	6	17	1425	13.04	121	10927	766	659	53.75	46.25
8	23	2013	6	16	1417	12.97	122	10927	746	671	52.65	47.35
7	12	2013	6	16	1415	12.95	123	10927	748	667	52.86	47.14
7	14	2013	1	17	1415	12.95	124	10927	637	778	45.02	54.98
8	2	2013	6	11	1412	12.92	125	10927	601	811	42.56	57.44
8	9	2013	6	16	1412	12.92	126	10927	719	693	50.92	49.08
9	20	2013	6	17	1412	12.92	127	10927	831	581	58.85	41.15
5	27	2013	2	17	1411	12.91	128	10927	705	706	49.96	50.04
7	12	2013	6	15	1410	12.90	129	10927	797	613	56.52	43.48
7	12	2013	6	17	1410	12.90	130	10927	702	708	49.79	50.21
6	14	2013	6	17	1408	12.89	131	10927	755	653	53.62	46.38
12	1	2013	1	17	1408	12.89	132	10927	787	621	55.89	44.11
8	16	2013	6	12	1404	12.85	133	10927	600	804	42.74	57.26
8	23	2013	6	14	1403	12.84	134	10927	726	677	51.75	48.25
7	21	2013	1	12	1402	12.83	135	10927	587	815	41.87	58.13

MO	DY	YR	DAY OF WK	HR	HR VOL	PERCENT OF AADT	HOUR NUMBER	AADT	EAST VOLUME	WEST VOLUME	PERCENT EAST IS OF TOTAL VOLUME	PERCENT WEST IS OF TOTAL VOLUME
7	14	2013	1	13	1401	12.82	136	10927	556	845	39.69	60.31
10	20	2013	1	15	1401	12.82	137	10927	518	883	36.97	63.03
5	24	2013	6	14	1400	12.81	138	10927	718	682	51.29	48.71
5	5	2013	1	15	1396	12.78	139	10927	461	935	33.02	66.98
9	15	2013	1	14	1395	12.77	140	10927	629	766	45.09	54.91
5	24	2013	6	13	1394	12.76	141	10927	661	733	47.42	52.58
7	19	2013	6	17	1392	12.74	142	10927	724	668	52.01	47.99
8	18	2013	1	18	1392	12.74	143	10927	678	714	48.71	51.29
8	30	2013	6	17	1392	12.74	144	10927	681	711	48.92	51.08
8	11	2013	1	18	1391	12.73	145	10927	592	799	42.56	57.44
7	12	2013	6	13	1388	12.70	146	10927	644	744	46.40	53.60
6	14	2013	6	16	1386	12.68	147	10927	779	607	56.20	43.80
11	30	2013	7	16	1386	12.68	148	10927	671	715	48.41	51.59
6	16	2013	1	13	1384	12.67	149	10927	602	782	43.50	56.50
11	27	2013	4	18	1384	12.67	150	10927	764	620	55.20	44.80
8	25	2013	1	17	1383	12.66	151	10927	609	774	44.03	55.97
9	20	2013	6	18	1383	12.66	152	10927	766	617	55.39	44.61
4	7	2013	1	15	1382	12.65	153	10927	655	727	47.40	52.60
6	30	2013	1	12	1382	12.65	154	10927	610	772	44.14	55.86
10	11	2013	6	17	1380	12.63	155	10927	760	620	55.07	44.93
7	7	2013	1	18	1379	12.62	156	10927	535	844	38.80	61.20
8	25	2013	1	12	1376	12.59	157	10927	616	760	44.77	55.23
7	19	2013	6	12	1373	12.57	158	10927	555	818	40.42	59.58
4	7	2013	1	17	1372	12.56	159	10927	696	676	50.73	49.27
8	17	2013	7	13	1368	12.52	160	10927	693	675	50.66	49.34
4	21	2013	1	19	1364	12.48	161	10927	489	875	35.85	64.15
9	20	2013	6	16	1361	12.46	162	10927	783	578	57.53	42.47
4	7	2013	1	16	1359	12.44	163	10927	727	632	53.50	46.50
6	23	2013	1	14	1359	12.44	164	10927	665	694	48.93	51.07
9	22	2013	1	14	1359	12.44	165	10927	566	793	41.65	58.35
8	1	2013	5	16	1355	12.40	166	10927	681	674	50.26	49.74
6	16	2013	1	16	1351	12.36	167	10927	666	685	49.30	50.70
8	23	2013	6	17	1351	12.36	168	10927	719	632	53.22	46.78
10	27	2013	1	15	1345	12.31	169	10927	551	794	40.97	59.03
8	30	2013	6	12	1344	12.30	170	10927	604	740	44.94	55.06
4	19	2013	6	15	1341	12.27	171	10927	732	609	54.59	45.41
7	26	2013	6	18	1341	12.27	172	10927	697	644	51.98	48.02
6	23	2013	1	13	1340	12.26	173	10927	593	747	44.25	55.75
8	10	2013	7	14	1339	12.25	174	10927	698	641	52.13	47.87
4	7	2013	1	14	1338	12.24	175	10927	622	716	46.49	53.51
6	28	2013	6	12	1337	12.24	176	10927	641	696	47.94	52.06

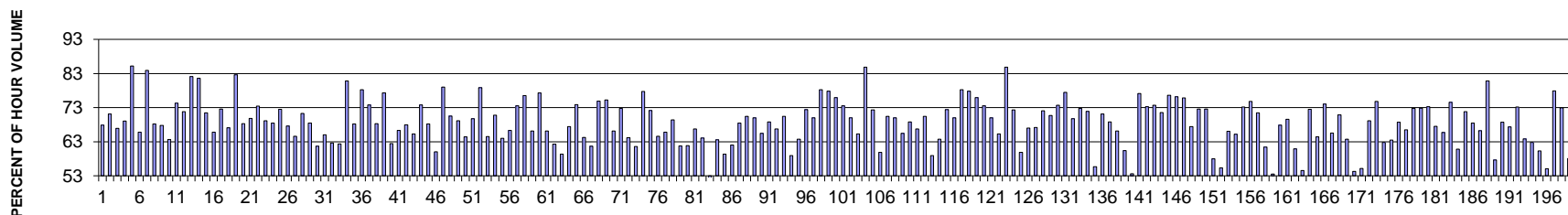
MO	DY	YR	DAY OF WK	HR	HR VOL	PERCENT OF AADT	HOUR NUMBER	AADT	EAST VOLUME	WEST VOLUME	PERCENT EAST IS OF TOTAL VOLUME	PERCENT WEST IS OF TOTAL VOLUME
7	3	2013	4	16	1336	12.23	177	10927	814	522	60.93	39.07
8	30	2013	6	18	1334	12.21	178	10927	653	681	48.95	51.05
10	11	2013	6	16	1334	12.21	179	10927	743	591	55.70	44.30
10	20	2013	1	14	1333	12.20	180	10927	533	800	39.98	60.02
8	16	2013	6	13	1332	12.19	181	10927	561	771	42.12	57.88
10	20	2013	1	16	1330	12.17	182	10927	533	797	40.08	59.92
8	23	2013	6	13	1328	12.15	183	10927	639	689	48.12	51.88
7	12	2013	6	14	1325	12.13	184	10927	724	601	54.64	45.36
8	2	2013	6	18	1325	12.13	185	10927	673	652	50.79	49.21
8	30	2013	6	16	1325	12.13	186	10927	555	770	41.89	58.11
5	24	2013	6	18	1324	12.12	187	10927	612	712	46.22	53.78
9	15	2013	1	16	1324	12.12	188	10927	610	714	46.07	53.93
6	21	2013	6	18	1323	12.11	189	10927	705	618	53.29	46.71
11	30	2013	7	12	1323	12.11	190	10927	533	790	40.29	59.71
9	22	2013	1	15	1322	12.10	191	10927	555	767	41.98	58.02
7	26	2013	6	17	1321	12.09	192	10927	678	643	51.32	48.68
8	31	2013	7	12	1321	12.09	193	10927	654	667	49.51	50.49
8	31	2013	7	11	1319	12.07	194	10927	692	627	52.46	47.54
6	30	2013	1	19	1316	12.04	195	10927	421	895	31.99	68.01
6	23	2013	1	17	1314	12.03	196	10927	655	659	49.85	50.15
8	5	2013	2	14	1314	12.03	197	10927	644	670	49.01	50.99
5	27	2013	2	18	1313	12.02	198	10927	625	688	47.60	52.40
6	21	2013	6	16	1308	11.97	199	10927	703	605	53.75	46.25
6	28	2013	6	19	1308	11.97	200	10927	855	453	65.37	34.63

**SR 970 MP 6.85 TEANAWAY ADC SITE R057
K FOR PEAK 200 HOURS OF 2013
Recreational Site**



AADT= 4384 K 30 FACTOR= 19.94 K 100 FACTOR= 16.70 K 200 FACTOR= 14.87 D 100 FACTOR= 75.96

**SR 970 MP 6.85 TEANAWAY ADC SITE R057
D % IN THE PEAK 200 HOURS OF 2013**



MO	DY	YR	DAY OF WK	HR	HR VOL	PERCENT OF AADT	HOUR NUMBER	AADT	EAST VOLUME	WEST VOLUME	PERCENT EAST IS OF TOTAL VOLUME	PERCENT WEST IS OF TOTAL VOLUME
8	11	2013	1	16	1108	25.27	1	4384	356	752	32.13	67.87
8	11	2013	1	17	1048	23.91	2	4384	303	745	28.91	71.09
8	11	2013	1	14	1038	23.68	3	4384	343	695	33.04	66.96
8	18	2013	1	15	1008	22.99	4	4384	312	696	30.95	69.05
5	27	2013	2	12	1005	22.92	5	4384	149	856	14.83	85.17
8	18	2013	1	14	1005	22.92	6	4384	344	661	34.23	65.77
5	27	2013	2	13	1001	22.83	7	4384	161	840	16.08	83.92
8	25	2013	1	15	997	22.74	8	4384	317	680	31.80	68.20
8	11	2013	1	15	994	22.67	9	4384	320	674	32.19	67.81
8	18	2013	1	13	990	22.58	10	4384	360	630	36.36	63.64
8	11	2013	1	18	977	22.29	11	4384	251	726	25.69	74.31
7	7	2013	1	13	976	22.26	12	4384	275	701	28.18	71.82

MO	DY	YR	DAY OF WK	HR	HR VOL	PERCENT OF AADT	HOUR NUMBER	AADT	EAST VOLUME	WEST VOLUME	PERCENT EAST IS OF TOTAL VOLUME	PERCENT WEST IS OF TOTAL VOLUME
5	27	2013	2	14	970	22.13	13	4384	173	797	17.84	82.16
5	27	2013	2	15	967	22.06	14	4384	178	789	18.41	81.59
7	7	2013	1	14	961	21.92	15	4384	274	687	28.51	71.49
7	21	2013	1	13	960	21.90	16	4384	328	632	34.17	65.83
8	25	2013	1	13	948	21.62	17	4384	260	688	27.43	72.57
8	11	2013	1	13	930	21.21	18	4384	306	624	32.90	67.10
5	27	2013	2	16	911	20.78	19	4384	158	753	17.34	82.66
7	21	2013	1	14	911	20.78	20	4384	289	622	31.72	68.28
6	23	2013	1	15	908	20.71	21	4384	274	634	30.18	69.82
7	7	2013	1	15	890	20.30	22	4384	236	654	26.52	73.48
6	23	2013	1	14	889	20.28	23	4384	274	615	30.82	69.18
8	18	2013	1	16	888	20.26	24	4384	280	608	31.53	68.47
7	7	2013	1	12	884	20.16	25	4384	243	641	27.49	72.51
7	28	2013	1	15	881	20.10	26	4384	285	596	32.35	67.65
7	28	2013	1	13	879	20.05	27	4384	311	568	35.38	64.62
8	25	2013	1	14	878	20.03	28	4384	252	626	28.70	71.30
8	18	2013	1	17	876	19.98	29	4384	276	600	31.51	68.49
8	17	2013	7	12	874	19.94	30	4384	539	335	61.67	38.33
7	14	2013	1	15	873	19.91	31	4384	305	568	34.94	65.06
6	23	2013	1	16	870	19.84	32	4384	325	545	37.36	62.64
8	18	2013	1	12	870	19.84	33	4384	327	543	37.59	62.41
5	27	2013	2	11	867	19.78	34	4384	166	701	19.15	80.85
7	21	2013	1	16	866	19.75	35	4384	275	591	31.76	68.24
5	25	2013	7	12	851	19.41	36	4384	666	185	78.26	21.74
9	2	2013	2	13	850	19.39	37	4384	223	627	26.24	73.76
8	16	2013	6	15	849	19.37	38	4384	580	269	68.32	31.68
10	20	2013	1	14	846	19.30	39	4384	192	654	22.70	77.30
7	28	2013	1	14	842	19.21	40	4384	316	526	37.53	62.47
8	11	2013	1	12	837	19.09	41	4384	282	555	33.69	66.31
7	7	2013	1	16	830	18.93	42	4384	266	564	32.05	67.95
7	14	2013	1	13	830	18.93	43	4384	288	542	34.70	65.30
9	15	2013	1	13	829	18.91	44	4384	217	612	26.18	73.82
6	23	2013	1	13	828	18.89	45	4384	263	565	31.76	68.24
8	4	2013	1	13	826	18.84	46	4384	330	496	39.95	60.05
10	20	2013	1	15	825	18.82	47	4384	173	652	20.97	79.03
6	16	2013	1	15	824	18.80	48	4384	243	581	29.49	70.51
8	25	2013	1	17	823	18.77	49	4384	254	569	30.86	69.14
7	21	2013	1	15	818	18.66	50	4384	291	527	35.57	64.43
7	21	2013	1	12	816	18.61	51	4384	247	569	30.27	69.73
9	2	2013	2	12	813	18.54	52	4384	172	641	21.16	78.84
8	4	2013	1	14	811	18.50	53	4384	288	523	35.51	64.49

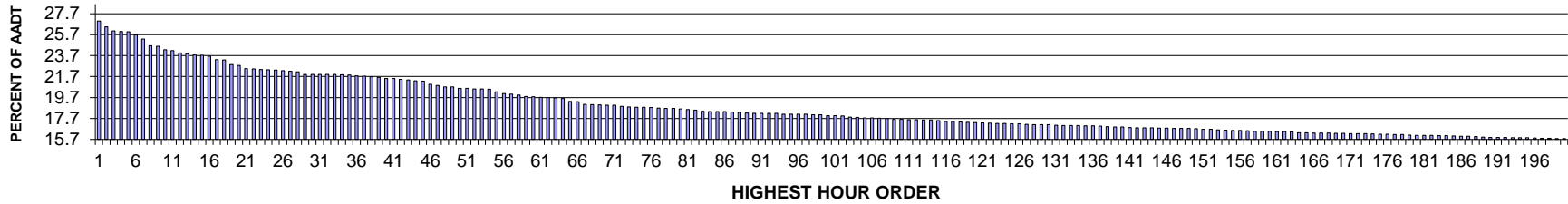
MO	DY	YR	DAY OF WK	HR	HR VOL	PERCENT OF AADT	HOUR NUMBER	AADT	EAST VOLUME	WEST VOLUME	PERCENT EAST IS OF TOTAL VOLUME	PERCENT WEST IS OF TOTAL VOLUME
7	28	2013	1	16	808	18.43	54	4384	236	572	29.21	70.79
8	17	2013	7	15	806	18.39	55	4384	516	290	64.02	35.98
7	14	2013	1	14	805	18.36	56	4384	271	534	33.66	66.34
10	20	2013	1	13	802	18.29	57	4384	212	590	26.43	73.57
10	20	2013	1	16	800	18.25	58	4384	188	612	23.50	76.50
7	14	2013	1	16	797	18.18	59	4384	270	527	33.88	66.12
5	25	2013	7	13	790	18.02	60	4384	611	179	77.34	22.66
6	23	2013	1	12	788	17.97	61	4384	267	521	33.88	66.12
6	23	2013	1	17	782	17.84	62	4384	295	487	37.72	62.28
8	10	2013	7	13	782	17.84	63	4384	464	318	59.34	40.66
7	28	2013	1	12	780	17.79	64	4384	254	526	32.56	67.44
10	6	2013	1	16	778	17.75	65	4384	203	575	26.09	73.91
8	25	2013	1	16	777	17.72	66	4384	278	499	35.78	64.22
7	19	2013	6	15	773	17.63	67	4384	477	296	61.71	38.29
10	6	2013	1	15	773	17.63	68	4384	194	579	25.10	74.90
10	20	2013	1	17	773	17.63	69	4384	191	582	24.71	75.29
6	30	2013	1	16	772	17.61	70	4384	261	511	33.81	66.19
7	7	2013	1	17	772	17.61	71	4384	210	562	27.20	72.80
6	30	2013	1	15	770	17.56	72	4384	276	494	35.84	64.16
8	10	2013	7	12	770	17.56	73	4384	474	296	61.56	38.44
5	25	2013	7	11	769	17.54	74	4384	598	171	77.76	22.24
9	2	2013	2	14	768	17.52	75	4384	214	554	27.86	72.14
6	21	2013	6	14	765	17.45	76	4384	494	271	64.58	35.42
8	25	2013	1	12	764	17.43	77	4384	261	503	34.16	65.84
7	14	2013	1	17	759	17.31	78	4384	232	527	30.57	69.43
8	4	2013	1	15	758	17.29	79	4384	290	468	38.26	61.74
8	23	2013	6	15	758	17.29	80	4384	469	289	61.87	38.13
10	13	2013	1	12	757	17.27	81	4384	252	505	33.29	66.71
6	30	2013	1	13	754	17.20	82	4384	271	483	35.94	64.06
7	6	2013	7	13	754	17.20	83	4384	364	390	48.28	51.72
6	16	2013	1	13	752	17.15	84	4384	274	478	36.44	63.56
7	27	2013	7	12	750	17.11	85	4384	445	305	59.33	40.67
6	30	2013	1	14	746	17.02	86	4384	283	463	37.94	62.06
10	13	2013	1	13	746	17.02	87	4384	235	511	31.50	68.50
8	4	2013	1	17	745	16.99	88	4384	220	525	29.53	70.47
7	21	2013	1	17	743	16.95	89	4384	223	520	30.01	69.99
8	31	2013	7	12	742	16.93	90	4384	486	256	65.50	34.50
7	28	2013	1	17	741	16.90	91	4384	231	510	31.17	68.83
7	14	2013	1	12	739	16.86	92	4384	246	493	33.29	66.71
6	16	2013	1	16	738	16.83	93	4384	218	520	29.54	70.46
8	4	2013	1	12	736	16.79	94	4384	302	434	41.03	58.97

MO	DY	YR	DAY OF WK	HR	HR VOL	PERCENT OF AADT	HOUR NUMBER	AADT	EAST VOLUME	WEST VOLUME	PERCENT EAST IS OF TOTAL VOLUME	PERCENT WEST IS OF TOTAL VOLUME
8	9	2013	6	16	736	16.79	95	4384	469	267	63.72	36.28
5	24	2013	6	17	733	16.72	96	4384	531	202	72.44	27.56
6	16	2013	1	14	733	16.72	97	4384	220	513	30.01	69.99
5	24	2013	6	15	732	16.70	98	4384	573	159	78.28	21.72
5	24	2013	6	16	732	16.70	99	4384	570	162	77.87	22.13
6	21	2013	6	17	732	16.70	100	4384	556	176	75.96	24.04
7	7	2013	1	11	732	16.70	101	4384	194	538	26.50	73.50
8	11	2013	1	19	731	16.67	102	4384	219	512	29.96	70.04
6	2	2013	1	14	728	16.61	103	4384	253	475	34.75	65.25
5	24	2013	6	19	727	16.58	104	4384	617	110	84.87	15.13
9	15	2013	1	15	727	16.58	105	4384	201	526	27.65	72.35
8	16	2013	6	14	726	16.56	106	4384	435	291	59.92	40.08
8	4	2013	1	16	725	16.54	107	4384	239	486	32.97	67.03
8	16	2013	6	16	725	16.54	108	4384	487	238	67.17	32.83
9	2	2013	2	15	724	16.51	109	4384	202	522	27.90	72.10
9	15	2013	1	14	724	16.51	110	4384	212	512	29.28	70.72
10	11	2013	6	16	723	16.49	111	4384	533	190	73.72	26.28
5	24	2013	6	18	720	16.42	112	4384	558	162	77.50	22.50
10	13	2013	1	15	720	16.42	113	4384	218	502	30.28	69.72
8	18	2013	1	18	719	16.40	114	4384	196	523	27.26	72.74
6	16	2013	1	17	718	16.38	115	4384	202	516	28.13	71.87
7	19	2013	6	13	717	16.35	116	4384	399	318	55.65	44.35
6	2	2013	1	16	716	16.33	117	4384	207	509	28.91	71.09
7	19	2013	6	16	715	16.31	118	4384	492	223	68.81	31.19
6	23	2013	1	18	714	16.29	119	4384	242	472	33.89	66.11
7	5	2013	6	13	714	16.29	120	4384	431	283	60.36	39.64
8	17	2013	7	14	714	16.29	121	4384	383	331	53.64	46.36
5	27	2013	2	17	712	16.24	122	4384	163	549	22.89	77.11
10	20	2013	1	12	712	16.24	123	4384	190	522	26.69	73.31
10	11	2013	6	15	711	16.22	124	4384	524	187	73.70	26.30
10	13	2013	1	16	711	16.22	125	4384	202	509	28.41	71.59
10	13	2013	1	17	710	16.20	126	4384	166	544	23.38	76.62
10	11	2013	6	17	709	16.17	127	4384	540	169	76.16	23.84
5	25	2013	7	14	708	16.15	128	4384	537	171	75.85	24.15
8	31	2013	7	11	707	16.13	129	4384	477	230	67.47	32.53
10	13	2013	1	14	704	16.06	130	4384	193	511	27.41	72.59
6	21	2013	6	16	703	16.04	131	4384	510	193	72.55	27.45
8	23	2013	6	14	702	16.01	132	4384	407	295	57.98	42.02
8	9	2013	6	13	701	15.99	133	4384	388	313	55.35	44.65
8	16	2013	6	17	699	15.94	134	4384	462	237	66.09	33.91
8	31	2013	7	13	699	15.94	135	4384	456	243	65.24	34.76

MO	DY	YR	DAY OF WK	HR	HR VOL	PERCENT OF AADT	HOUR NUMBER	AADT	EAST VOLUME	WEST VOLUME	PERCENT EAST IS OF TOTAL VOLUME	PERCENT WEST IS OF TOTAL VOLUME
6	9	2013	1	15	698	15.92	136	4384	187	511	26.79	73.21
10	6	2013	1	17	698	15.92	137	4384	176	522	25.21	74.79
5	19	2013	1	14	697	15.90	138	4384	199	498	28.55	71.45
8	9	2013	6	14	697	15.90	139	4384	428	269	61.41	38.59
8	17	2013	7	11	697	15.90	140	4384	373	324	53.52	46.48
8	23	2013	6	17	697	15.90	141	4384	473	224	67.86	32.14
9	15	2013	1	16	697	15.90	142	4384	212	485	30.42	69.58
8	2	2013	6	14	696	15.88	143	4384	424	272	60.92	39.08
8	24	2013	7	12	695	15.85	144	4384	379	316	54.53	45.47
6	9	2013	1	16	694	15.83	145	4384	191	503	27.52	72.48
8	9	2013	6	15	694	15.83	146	4384	447	247	64.41	35.59
9	15	2013	1	12	694	15.83	147	4384	180	514	25.94	74.06
6	30	2013	1	12	693	15.81	148	4384	239	454	34.49	65.51
9	8	2013	1	16	693	15.81	149	4384	202	491	29.15	70.85
6	21	2013	6	15	692	15.78	150	4384	441	251	63.73	36.27
7	6	2013	7	12	692	15.78	151	4384	376	316	54.34	45.66
9	1	2013	1	14	692	15.78	152	4384	310	382	44.80	55.20
8	23	2013	6	16	691	15.76	153	4384	478	213	69.18	30.82
10	11	2013	6	18	690	15.74	154	4384	516	174	74.78	25.22
8	31	2013	7	14	689	15.72	155	4384	433	256	62.84	37.16
7	13	2013	7	12	688	15.69	156	4384	437	251	63.52	36.48
7	28	2013	1	18	688	15.69	157	4384	215	473	31.25	68.75
7	19	2013	6	17	686	15.65	158	4384	456	230	66.47	33.53
10	13	2013	1	18	686	15.65	159	4384	187	499	27.26	72.74
5	24	2013	6	14	685	15.63	160	4384	499	186	72.85	27.15
6	9	2013	1	14	684	15.60	161	4384	183	501	26.75	73.25
9	8	2013	1	15	684	15.60	162	4384	222	462	32.46	67.54
8	9	2013	6	17	682	15.56	163	4384	448	234	65.69	34.31
6	22	2013	7	11	681	15.53	164	4384	508	173	74.60	25.40
8	3	2013	7	13	681	15.53	165	4384	414	267	60.79	39.21
6	2	2013	1	15	678	15.47	166	4384	191	487	28.17	71.83
6	9	2013	1	13	676	15.42	167	4384	213	463	31.51	68.49
8	2	2013	6	15	676	15.42	168	4384	448	228	66.27	33.73
9	2	2013	2	11	674	15.37	169	4384	129	545	19.14	80.86
7	5	2013	6	15	673	15.35	170	4384	388	285	57.65	42.35
7	26	2013	6	17	671	15.31	171	4384	461	210	68.70	31.30
10	6	2013	1	14	667	15.21	172	4384	218	449	32.68	67.32
10	11	2013	6	14	667	15.21	173	4384	488	179	73.16	26.84
8	25	2013	1	18	666	15.19	174	4384	241	425	36.19	63.81
7	19	2013	6	14	664	15.15	175	4384	417	247	62.80	37.20
7	6	2013	7	14	663	15.12	176	4384	263	400	39.67	60.33

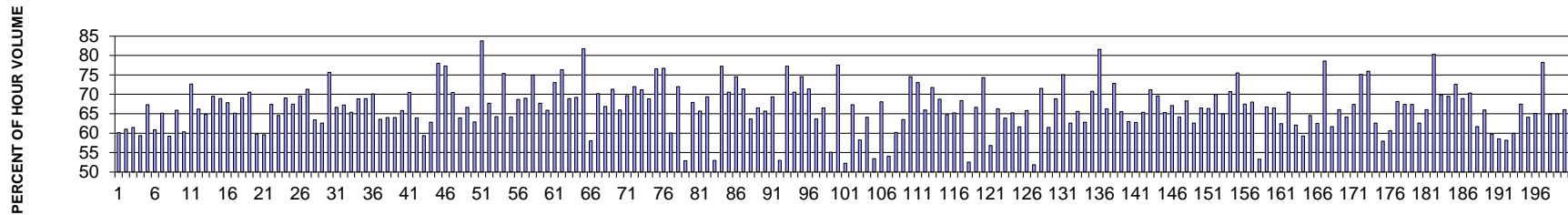
MO	DY	YR	DAY OF WK	HR	HR VOL	PERCENT OF AADT	HOUR NUMBER	AADT	EAST VOLUME	WEST VOLUME	PERCENT EAST IS OF TOTAL VOLUME	PERCENT WEST IS OF TOTAL VOLUME
8	23	2013	6	13	663	15.12	177	4384	365	298	55.05	44.95
7	4	2013	5	11	661	15.08	178	4384	515	146	77.91	22.09
7	14	2013	1	18	661	15.08	179	4384	179	482	27.08	72.92
7	20	2013	7	14	661	15.08	180	4384	384	277	58.09	41.91
8	18	2013	1	19	661	15.08	181	4384	214	447	32.38	67.62
7	20	2013	7	12	660	15.05	182	4384	421	239	63.79	36.21
8	16	2013	6	18	660	15.05	183	4384	437	223	66.21	33.79
10	6	2013	1	13	660	15.05	184	4384	172	488	26.06	73.94
6	28	2013	6	17	659	15.03	185	4384	442	217	67.07	32.93
7	26	2013	6	16	659	15.03	186	4384	453	206	68.74	31.26
5	24	2013	6	13	658	15.01	187	4384	496	162	75.38	24.62
7	21	2013	1	18	658	15.01	188	4384	204	454	31.00	69.00
8	4	2013	1	18	658	15.01	189	4384	193	465	29.33	70.67
5	26	2013	1	13	657	14.99	190	4384	291	366	44.29	55.71
8	30	2013	6	14	657	14.99	191	4384	427	230	64.99	35.01
6	15	2013	7	12	656	14.96	192	4384	440	216	67.07	32.93
8	3	2013	7	12	656	14.96	193	4384	417	239	63.57	36.43
5	26	2013	1	15	655	14.94	194	4384	242	413	36.95	63.05
5	24	2013	6	20	654	14.92	195	4384	563	91	86.09	13.91
6	29	2013	7	12	654	14.92	196	4384	409	245	62.54	37.46
7	5	2013	6	14	654	14.92	197	4384	410	244	62.69	37.31
7	26	2013	6	13	654	14.92	198	4384	363	291	55.50	44.50
9	1	2013	1	12	653	14.90	199	4384	331	322	50.69	49.31
8	16	2013	6	13	652	14.87	200	4384	405	247	62.12	37.88

SR 002 MP 80.20 NASON CREEK ADC SITE R058
K FOR PEAK 200 HOURS OF 2013
Recreational Site



AADT= 4256 K 30 FACTOR= 21.92 K 100 FACTOR= 17.97 K 200 FACTOR= 15.79 D 100 FACTOR= 77.55

SR 002 MP 80.20 NASON CREEK ADC SITE R058
D % IN THE PEAK 200 HOURS OF 2013



MO	DY	YR	DAY OF WK	HR	HR VOL	PERCENT OF AADT	HOUR NUMBER	AADT	EAST VOLUME	WEST VOLUME	PERCENT EAST IS OF TOTAL VOLUME	PERCENT WEST IS OF TOTAL VOLUME
8	18	2013	1	13	1149	27.00	1	4256	458	691	39.86	60.14
8	18	2013	1	15	1126	26.46	2	4256	439	687	38.99	61.01
8	18	2013	1	14	1109	26.06	3	4256	427	682	38.50	61.50
8	11	2013	1	13	1107	26.01	4	4256	450	657	40.65	59.35
8	18	2013	1	12	1106	25.99	5	4256	361	745	32.64	67.36
8	11	2013	1	14	1093	25.68	6	4256	428	665	39.16	60.84
8	11	2013	1	15	1076	25.28	7	4256	375	701	34.85	65.15
8	18	2013	1	16	1049	24.65	8	4256	428	621	40.80	59.20
7	28	2013	1	13	1046	24.58	9	4256	357	689	34.13	65.87
7	21	2013	1	13	1033	24.27	10	4256	410	623	39.69	60.31
7	7	2013	1	12	1029	24.18	11	4256	281	748	27.31	72.69
7	21	2013	1	12	1020	23.97	12	4256	345	675	33.82	66.18

MO	DY	YR	DAY OF WK	HR	HR VOL	PERCENT OF AADT	HOUR NUMBER	AADT	EAST VOLUME	WEST VOLUME	PERCENT EAST IS OF TOTAL VOLUME	PERCENT WEST IS OF TOTAL VOLUME
8	11	2013	1	16	1016	23.87	13	4256	357	659	35.14	64.86
8	18	2013	1	17	1011	23.75	14	4256	308	703	30.46	69.54
8	11	2013	1	12	1010	23.73	15	4256	314	696	31.09	68.91
8	11	2013	1	17	1006	23.64	16	4256	323	683	32.11	67.89
7	28	2013	1	14	992	23.31	17	4256	346	646	34.88	65.12
10	20	2013	1	13	991	23.28	18	4256	306	685	30.88	69.12
8	11	2013	1	18	972	22.84	19	4256	286	686	29.42	70.58
8	4	2013	1	13	969	22.77	20	4256	390	579	40.25	59.75
8	4	2013	1	15	956	22.46	21	4256	386	570	40.38	59.62
7	28	2013	1	12	954	22.42	22	4256	311	643	32.60	67.40
7	21	2013	1	14	953	22.39	23	4256	338	615	35.47	64.53
10	13	2013	1	12	951	22.34	24	4256	294	657	30.91	69.09
7	14	2013	1	14	950	22.32	25	4256	309	641	32.53	67.47
10	20	2013	1	12	948	22.27	26	4256	288	660	30.38	69.62
8	25	2013	1	12	945	22.20	27	4256	271	674	28.68	71.32
8	25	2013	1	13	943	22.16	28	4256	345	598	36.59	63.41
7	28	2013	1	15	933	21.92	29	4256	349	584	37.41	62.59
9	2	2013	2	12	933	21.92	30	4256	227	706	24.33	75.67
7	7	2013	1	13	932	21.90	31	4256	311	621	33.37	66.63
7	7	2013	1	14	932	21.90	32	4256	305	627	32.73	67.27
8	16	2013	6	14	932	21.90	33	4256	609	323	65.34	34.66
8	25	2013	1	14	931	21.88	34	4256	290	641	31.15	68.85
8	25	2013	1	15	930	21.85	35	4256	289	641	31.08	68.92
9	2	2013	2	13	927	21.78	36	4256	277	650	29.88	70.12
10	13	2013	1	13	925	21.73	37	4256	337	588	36.43	63.57
8	16	2013	6	16	923	21.69	38	4256	591	332	64.03	35.97
7	14	2013	1	13	921	21.64	39	4256	331	590	35.94	64.06
7	21	2013	1	15	916	21.52	40	4256	313	603	34.17	65.83
10	20	2013	1	14	916	21.52	41	4256	270	646	29.48	70.52
8	17	2013	7	13	913	21.45	42	4256	584	329	63.96	36.04
8	4	2013	1	14	910	21.38	43	4256	370	540	40.66	59.34
7	14	2013	1	12	906	21.29	44	4256	337	569	37.20	62.80
7	7	2013	1	11	905	21.26	45	4256	199	706	21.99	78.01
10	6	2013	1	15	892	20.96	46	4256	202	690	22.65	77.35
7	14	2013	1	16	888	20.86	47	4256	262	626	29.50	70.50
7	14	2013	1	15	882	20.72	48	4256	318	564	36.05	63.95
8	16	2013	6	15	882	20.72	49	4256	588	294	66.67	33.33
8	4	2013	1	12	876	20.58	50	4256	325	551	37.10	62.90
9	2	2013	2	11	876	20.58	51	4256	142	734	16.21	83.79
8	18	2013	1	18	873	20.51	52	4256	282	591	32.30	67.70
10	13	2013	1	14	873	20.51	53	4256	312	561	35.74	64.26

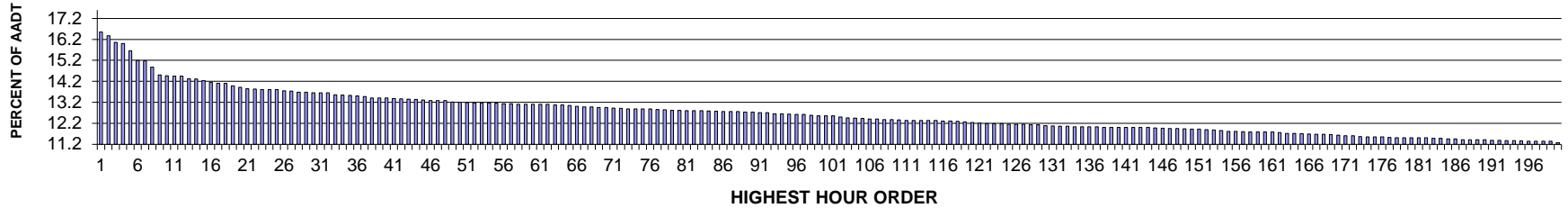
MO	DY	YR	DAY OF WK	HR	HR VOL	PERCENT OF AADT	HOUR NUMBER	AADT	EAST VOLUME	WEST VOLUME	PERCENT EAST IS OF TOTAL VOLUME	PERCENT WEST IS OF TOTAL VOLUME
10	20	2013	1	15	872	20.49	54	4256	215	657	24.66	75.34
8	4	2013	1	16	862	20.25	55	4256	309	553	35.85	64.15
8	4	2013	1	17	855	20.09	56	4256	268	587	31.35	68.65
7	21	2013	1	16	852	20.02	57	4256	264	588	30.99	69.01
9	15	2013	1	14	849	19.95	58	4256	212	637	24.97	75.03
8	16	2013	6	13	843	19.81	59	4256	571	272	67.73	32.27
10	6	2013	1	12	842	19.78	60	4256	287	555	34.09	65.91
8	11	2013	1	19	839	19.71	61	4256	226	613	26.94	73.06
10	6	2013	1	16	838	19.69	62	4256	198	640	23.63	76.37
7	28	2013	1	16	837	19.67	63	4256	260	577	31.06	68.94
9	8	2013	1	16	834	19.60	64	4256	257	577	30.82	69.18
8	11	2013	1	20	823	19.34	65	4256	150	673	18.23	81.77
8	17	2013	7	14	822	19.31	66	4256	477	345	58.03	41.97
7	7	2013	1	16	811	19.06	67	4256	242	569	29.84	70.16
7	5	2013	6	14	810	19.03	68	4256	542	268	66.91	33.09
8	30	2013	6	16	809	19.01	69	4256	577	232	71.32	28.68
7	7	2013	1	15	808	18.98	70	4256	275	533	34.03	65.97
8	30	2013	6	17	808	18.98	71	4256	563	245	69.68	30.32
8	30	2013	6	14	803	18.87	72	4256	578	225	71.98	28.02
9	2	2013	2	15	800	18.80	73	4256	231	569	28.88	71.13
8	18	2013	1	11	799	18.77	74	4256	249	550	31.16	68.84
10	19	2013	7	12	799	18.77	75	4256	612	187	76.60	23.40
9	22	2013	1	12	798	18.75	76	4256	186	612	23.31	76.69
8	9	2013	6	15	796	18.70	77	4256	478	318	60.05	39.95
9	15	2013	1	13	795	18.68	78	4256	223	572	28.05	71.95
9	1	2013	1	14	794	18.66	79	4256	374	420	47.10	52.90
7	28	2013	1	11	792	18.61	80	4256	254	538	32.07	67.93
8	17	2013	7	12	790	18.56	81	4256	519	271	65.70	34.30
8	30	2013	6	15	787	18.49	82	4256	546	241	69.38	30.62
8	17	2013	7	15	783	18.40	83	4256	415	368	53.00	47.00
10	19	2013	7	13	782	18.37	84	4256	604	178	77.24	22.76
9	2	2013	2	14	781	18.35	85	4256	230	551	29.45	70.55
10	6	2013	1	14	781	18.35	86	4256	199	582	25.48	74.52
9	8	2013	1	15	779	18.30	87	4256	223	556	28.63	71.37
7	27	2013	7	13	778	18.28	88	4256	495	283	63.62	36.38
7	21	2013	1	11	776	18.23	89	4256	260	516	33.51	66.49
9	1	2013	1	12	775	18.21	90	4256	427	348	55.10	44.90
10	20	2013	1	16	775	18.21	91	4256	174	601	22.45	77.55
7	6	2013	7	14	774	18.19	92	4256	370	404	47.80	52.20
9	22	2013	1	13	774	18.19	93	4256	253	521	32.69	67.31
7	6	2013	7	12	771	18.12	94	4256	449	322	58.24	41.76

MO	DY	YR	DAY OF WK	HR	HR VOL	PERCENT OF AADT	HOUR NUMBER	AADT	EAST VOLUME	WEST VOLUME	PERCENT EAST IS OF TOTAL VOLUME	PERCENT WEST IS OF TOTAL VOLUME
7	26	2013	6	14	771	18.12	95	4256	494	277	64.07	35.93
9	1	2013	1	13	771	18.12	96	4256	412	359	53.44	46.56
10	13	2013	1	15	771	18.12	97	4256	246	525	31.91	68.09
7	6	2013	7	15	768	18.05	98	4256	353	415	45.96	54.04
8	9	2013	6	13	768	18.05	99	4256	462	306	60.16	39.84
8	23	2013	6	15	765	17.97	100	4256	486	279	63.53	36.47
9	15	2013	1	12	765	17.97	101	4256	195	570	25.49	74.51
8	30	2013	6	18	764	17.95	102	4256	558	206	73.04	26.96
8	25	2013	1	16	759	17.83	103	4256	258	501	33.99	66.01
8	2	2013	6	17	758	17.81	104	4256	544	214	71.77	28.23
7	26	2013	6	16	756	17.76	105	4256	520	236	68.78	31.22
8	9	2013	6	16	756	17.76	106	4256	490	266	64.81	35.19
7	19	2013	6	16	754	17.72	107	4256	492	262	65.25	34.75
7	21	2013	1	17	753	17.69	108	4256	238	515	31.61	68.39
7	6	2013	7	13	750	17.62	109	4256	394	356	52.53	47.47
10	6	2013	1	13	750	17.62	110	4256	250	500	33.33	66.67
10	13	2013	1	16	748	17.58	111	4256	192	556	25.67	74.33
12	28	2013	7	15	748	17.58	112	4256	425	323	56.82	43.18
8	2	2013	6	15	747	17.55	113	4256	495	252	66.27	33.73
8	3	2013	7	14	747	17.55	114	4256	477	270	63.86	36.14
7	20	2013	7	12	745	17.50	115	4256	486	259	65.23	34.77
8	10	2013	7	13	742	17.43	116	4256	457	285	61.59	38.41
7	5	2013	6	15	741	17.41	117	4256	488	253	65.86	34.14
8	10	2013	7	14	739	17.36	118	4256	383	356	51.83	48.17
10	19	2013	7	14	738	17.34	119	4256	528	210	71.54	28.46
12	27	2013	6	13	737	17.32	120	4256	453	284	61.47	38.53
8	4	2013	1	18	735	17.27	121	4256	229	506	31.16	68.84
9	29	2013	1	15	734	17.25	122	4256	183	551	24.93	75.07
8	16	2013	6	12	733	17.22	123	4256	459	274	62.62	37.38
8	25	2013	1	17	733	17.22	124	4256	252	481	34.38	65.62
7	19	2013	6	15	732	17.20	125	4256	460	272	62.84	37.16
7	28	2013	1	17	732	17.20	126	4256	214	518	29.23	70.77
10	20	2013	1	17	730	17.15	127	4256	134	596	18.36	81.64
7	6	2013	7	16	729	17.13	128	4256	246	483	33.74	66.26
7	7	2013	1	17	729	17.13	129	4256	198	531	27.16	72.84
8	16	2013	6	17	728	17.11	130	4256	477	251	65.52	34.48
7	27	2013	7	12	726	17.06	131	4256	457	269	62.95	37.05
8	9	2013	6	14	725	17.03	132	4256	455	270	62.76	37.24
8	24	2013	7	12	725	17.03	133	4256	474	251	65.38	34.62
8	30	2013	6	13	725	17.03	134	4256	516	209	71.17	28.83
8	16	2013	6	19	724	17.01	135	4256	504	220	69.61	30.39

MO	DY	YR	DAY OF WK	HR	HR VOL	PERCENT OF AADT	HOUR NUMBER	AADT	EAST VOLUME	WEST VOLUME	PERCENT EAST IS OF TOTAL VOLUME	PERCENT WEST IS OF TOTAL VOLUME
12	28	2013	7	13	724	17.01	136	4256	473	251	65.33	34.67
8	31	2013	7	13	723	16.99	137	4256	485	238	67.08	32.92
7	26	2013	6	15	720	16.92	138	4256	462	258	64.17	35.83
8	11	2013	1	11	719	16.89	139	4256	228	491	31.71	68.29
12	27	2013	6	15	719	16.89	140	4256	450	269	62.59	37.41
7	5	2013	6	13	717	16.85	141	4256	477	240	66.53	33.47
8	17	2013	7	11	716	16.82	142	4256	475	241	66.34	33.66
8	31	2013	7	14	715	16.80	143	4256	500	215	69.93	30.07
12	27	2013	6	14	715	16.80	144	4256	465	250	65.03	34.97
10	11	2013	6	16	714	16.78	145	4256	505	209	70.73	29.27
10	13	2013	1	17	714	16.78	146	4256	175	539	24.51	75.49
7	26	2013	6	13	713	16.75	147	4256	481	232	67.46	32.54
8	9	2013	6	17	713	16.75	148	4256	485	228	68.02	31.98
9	1	2013	1	15	713	16.75	149	4256	333	380	46.70	53.30
8	18	2013	1	19	712	16.73	150	4256	237	475	33.29	66.71
12	26	2013	5	14	710	16.68	151	4256	472	238	66.48	33.52
7	5	2013	6	16	709	16.66	152	4256	443	266	62.48	37.52
9	22	2013	1	14	707	16.61	153	4256	208	499	29.42	70.58
8	2	2013	6	13	706	16.59	154	4256	438	268	62.04	37.96
8	10	2013	7	12	705	16.56	155	4256	418	287	59.29	40.71
9	8	2013	1	14	705	16.56	156	4256	250	455	35.46	64.54
12	26	2013	5	15	704	16.54	157	4256	440	264	62.50	37.50
7	4	2013	5	12	702	16.49	158	4256	552	150	78.63	21.37
8	23	2013	6	13	702	16.49	159	4256	433	269	61.68	38.32
8	3	2013	7	13	701	16.47	160	4256	463	238	66.05	33.95
7	20	2013	7	13	700	16.45	161	4256	449	251	64.14	35.86
8	31	2013	7	11	700	16.45	162	4256	472	228	67.43	32.57
7	28	2013	1	18	699	16.42	163	4256	174	525	24.89	75.11
7	4	2013	5	13	695	16.33	164	4256	528	167	75.97	24.03
12	26	2013	5	16	695	16.33	165	4256	435	260	62.59	37.41
7	26	2013	6	12	694	16.31	166	4256	402	292	57.93	42.07
8	31	2013	7	15	694	16.31	167	4256	421	273	60.66	39.34
12	26	2013	5	13	694	16.31	168	4256	473	221	68.16	31.84
7	14	2013	1	17	693	16.28	169	4256	226	467	32.61	67.39
10	5	2013	7	14	693	16.28	170	4256	467	226	67.39	32.61
7	19	2013	6	14	692	16.26	171	4256	433	259	62.57	37.43
8	2	2013	6	16	692	16.26	172	4256	457	235	66.04	33.96
10	5	2013	7	12	692	16.26	173	4256	556	136	80.35	19.65
8	31	2013	7	12	691	16.24	174	4256	483	208	69.90	30.10
7	21	2013	1	18	689	16.19	175	4256	210	479	30.48	69.52
9	2	2013	2	16	689	16.19	176	4256	189	500	27.43	72.57

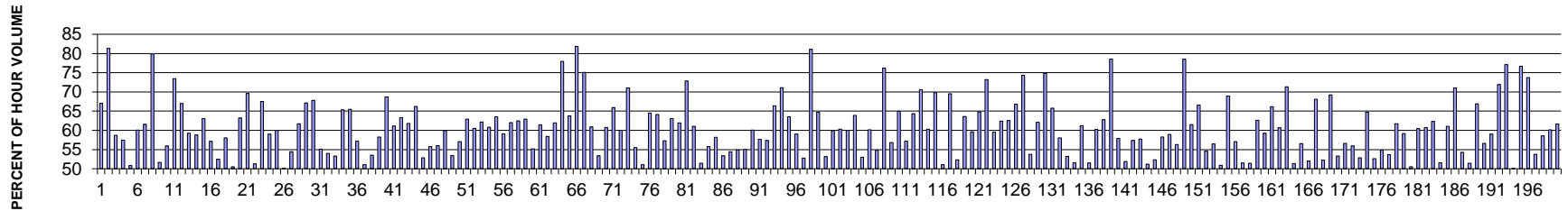
MO	DY	YR	DAY OF WK	HR	HR VOL	PERCENT OF AADT	HOUR NUMBER	AADT	EAST VOLUME	WEST VOLUME	PERCENT EAST IS OF TOTAL VOLUME	PERCENT WEST IS OF TOTAL VOLUME
7	12	2013	6	16	688	16.17	177	4256	474	214	68.90	31.10
9	8	2013	1	17	688	16.17	178	4256	204	484	29.65	70.35
12	28	2013	7	14	686	16.12	179	4256	423	263	61.66	38.34
8	3	2013	7	12	685	16.09	180	4256	452	233	65.99	34.01
8	12	2013	2	15	685	16.09	181	4256	276	409	40.29	59.71
9	1	2013	1	16	685	16.09	182	4256	284	401	41.46	58.54
8	9	2013	6	12	684	16.07	183	4256	398	286	58.19	41.81
9	8	2013	1	13	684	16.07	184	4256	274	410	40.06	59.94
9	29	2013	1	16	683	16.05	185	4256	222	461	32.50	67.50
7	12	2013	6	14	682	16.02	186	4256	437	245	64.08	35.92
10	18	2013	6	16	682	16.02	187	4256	444	238	65.10	34.90
9	15	2013	1	15	680	15.98	188	4256	148	532	21.76	78.24
8	4	2013	1	11	678	15.93	189	4256	238	440	35.10	64.90
7	5	2013	6	12	677	15.91	190	4256	440	237	64.99	35.01
8	31	2013	7	16	677	15.91	191	4256	447	230	66.03	33.97
10	5	2013	7	13	677	15.91	192	4256	519	158	76.66	23.34
9	29	2013	1	12	676	15.88	193	4256	214	462	31.66	68.34
10	11	2013	6	14	676	15.88	194	4256	502	174	74.26	25.74
7	19	2013	6	17	675	15.86	195	4256	482	193	71.41	28.59
8	12	2013	2	13	674	15.84	196	4256	344	330	51.04	48.96
8	23	2013	6	14	673	15.81	197	4256	376	297	55.87	44.13
10	20	2013	1	18	673	15.81	198	4256	142	531	21.10	78.90
7	27	2013	7	14	672	15.79	199	4256	388	284	57.74	42.26
8	25	2013	1	11	672	15.79	200	4256	173	499	25.74	74.26

**SR 097alt MP 201.53 ROCKY REACH ADC SITE R059
K FOR PEAK 200 HOURS OF 2013**



AADT= 6726 K 30 FACTOR= 13.66 K 100 FACTOR= 12.56 K 200 FACTOR= 11.28 D 30 FACTOR= 67.79

**SR 097alt MP 201.53 ROCKY REACH ADC SITE R059
D % IN THE PEAK 200 HOURS OF 2013**



MO	DY	YR	DAY OF WK	HR	HR VOL	PERCENT OF AADT	HOUR NUMBER	AADT	NORTH VOLUME	SOUTH VOLUME	PERCENT NORTH IS OF TOTAL VOLUME	PERCENT SOUTH IS OF TOTAL VOLUME
7	7	2013	1	12	1113	16.55	1	6726	367	746	32.97	67.03
5	27	2013	2	12	1102	16.38	2	6726	206	896	18.69	81.31
7	7	2013	1	13	1080	16.06	3	6726	446	634	41.30	58.70
7	5	2013	6	18	1077	16.01	4	6726	458	619	42.53	57.47
7	21	2013	1	13	1053	15.66	5	6726	518	535	49.19	50.81
8	18	2013	1	13	1022	15.19	6	6726	408	614	39.92	60.08
7	19	2013	6	16	1021	15.18	7	6726	629	392	61.61	38.39
5	27	2013	2	13	1001	14.88	8	6726	201	800	20.08	79.92
7	28	2013	1	13	975	14.50	9	6726	471	504	48.31	51.69
7	7	2013	1	14	973	14.47	10	6726	429	544	44.09	55.91
5	24	2013	6	17	972	14.45	11	6726	714	258	73.46	26.54
8	16	2013	6	17	972	14.45	12	6726	651	321	66.98	33.02

MO	DY	YR	DAY OF WK	HR	HR VOL	PERCENT OF AADT	HOUR NUMBER	AADT	NORTH VOLUME	SOUTH VOLUME	PERCENT NORTH IS OF TOTAL VOLUME	PERCENT SOUTH IS OF TOTAL VOLUME
8	18	2013	1	16	964	14.33	13	6726	393	571	40.77	59.23
8	11	2013	1	13	963	14.32	14	6726	397	566	41.23	58.77
7	19	2013	6	17	957	14.23	15	6726	604	353	63.11	36.89
7	28	2013	1	12	952	14.15	16	6726	408	544	42.86	57.14
7	28	2013	1	15	949	14.11	17	6726	498	451	52.48	47.52
8	9	2013	6	16	949	14.11	18	6726	551	398	58.06	41.94
7	28	2013	1	14	940	13.98	19	6726	475	465	50.53	49.47
8	16	2013	6	16	936	13.92	20	6726	592	344	63.25	36.75
5	24	2013	6	16	931	13.84	21	6726	648	283	69.60	30.40
7	14	2013	1	14	930	13.83	22	6726	453	477	48.71	51.29
7	7	2013	1	11	929	13.81	23	6726	302	627	32.51	67.49
7	21	2013	1	12	929	13.81	24	6726	381	548	41.01	58.99
7	3	2013	4	16	928	13.80	25	6726	557	371	60.02	39.98
7	6	2013	7	12	925	13.75	26	6726	461	464	49.84	50.16
8	11	2013	1	14	924	13.74	27	6726	421	503	45.56	54.44
6	21	2013	6	16	920	13.68	28	6726	568	352	61.74	38.26
6	21	2013	6	17	920	13.68	29	6726	618	302	67.17	32.83
9	2	2013	2	13	919	13.66	30	6726	296	623	32.21	67.79
7	21	2013	1	15	918	13.65	31	6726	412	506	44.88	55.12
8	4	2013	1	13	918	13.65	32	6726	422	496	45.97	54.03
7	21	2013	1	14	912	13.56	33	6726	426	486	46.71	53.29
8	2	2013	6	17	911	13.54	34	6726	595	316	65.31	34.69
7	3	2013	4	17	910	13.53	35	6726	596	314	65.49	34.51
8	4	2013	1	16	909	13.51	36	6726	389	520	42.79	57.21
8	4	2013	1	14	906	13.47	37	6726	443	463	48.90	51.10
7	6	2013	7	13	902	13.41	38	6726	483	419	53.55	46.45
8	11	2013	1	15	902	13.41	39	6726	376	526	41.69	58.31
9	2	2013	2	12	902	13.41	40	6726	282	620	31.26	68.74
7	14	2013	1	17	900	13.38	41	6726	350	550	38.89	61.11
8	30	2013	6	17	899	13.37	42	6726	569	330	63.29	36.71
7	21	2013	1	17	898	13.35	43	6726	343	555	38.20	61.80
7	19	2013	6	18	897	13.34	44	6726	594	303	66.22	33.78
7	6	2013	7	14	895	13.31	45	6726	473	422	52.85	47.15
7	26	2013	6	16	894	13.29	46	6726	499	395	55.82	44.18
8	10	2013	7	12	894	13.29	47	6726	501	393	56.04	43.96
6	28	2013	6	16	893	13.28	48	6726	535	358	59.91	40.09
8	17	2013	7	12	889	13.22	49	6726	475	414	53.43	46.57
7	7	2013	1	15	888	13.20	50	6726	381	507	42.91	57.09
8	25	2013	1	13	887	13.19	51	6726	329	558	37.09	62.91
7	5	2013	6	16	886	13.17	52	6726	536	350	60.50	39.50
8	4	2013	1	17	886	13.17	53	6726	335	551	37.81	62.19


MO	DY	YR	DAY OF WK	HR	HR VOL	PERCENT OF AADT	HOUR NUMBER	AADT	NORTH VOLUME	SOUTH VOLUME	PERCENT NORTH IS OF TOTAL VOLUME	PERCENT SOUTH IS OF TOTAL VOLUME
8	25	2013	1	14	886	13.17	54	6726	347	539	39.16	60.84
8	16	2013	6	18	885	13.16	55	6726	562	323	63.50	36.50
8	11	2013	1	12	883	13.13	56	6726	361	522	40.88	59.12
8	11	2013	1	17	883	13.13	57	6726	335	548	37.94	62.06
7	19	2013	6	15	882	13.11	58	6726	551	331	62.47	37.53
8	25	2013	1	12	882	13.11	59	6726	327	555	37.07	62.93
7	14	2013	1	15	881	13.10	60	6726	395	486	44.84	55.16
7	26	2013	6	17	881	13.10	61	6726	541	340	61.41	38.59
7	27	2013	7	13	881	13.10	62	6726	515	366	58.46	41.54
8	2	2013	6	16	880	13.08	63	6726	545	335	61.93	38.07
8	4	2013	1	19	880	13.08	64	6726	194	686	22.05	77.95
8	23	2013	6	16	878	13.05	65	6726	560	318	63.78	36.22
5	27	2013	2	11	875	13.01	66	6726	159	716	18.17	81.83
7	7	2013	1	18	873	12.98	67	6726	217	656	24.86	75.14
7	26	2013	6	15	873	12.98	68	6726	532	341	60.94	39.06
7	14	2013	1	13	871	12.95	69	6726	406	465	46.61	53.39
7	21	2013	1	16	871	12.95	70	6726	342	529	39.27	60.73
7	7	2013	1	17	869	12.92	71	6726	296	573	34.06	65.94
9	13	2013	6	16	868	12.91	72	6726	521	347	60.02	39.98
7	4	2013	5	12	867	12.89	73	6726	616	251	71.05	28.95
7	5	2013	6	15	867	12.89	74	6726	481	386	55.48	44.52
7	18	2013	5	16	867	12.89	75	6726	443	424	51.10	48.90
8	23	2013	6	17	867	12.89	76	6726	559	308	64.48	35.52
8	16	2013	6	15	865	12.86	77	6726	555	310	64.16	35.84
7	14	2013	1	16	864	12.85	78	6726	369	495	42.71	57.29
8	18	2013	1	17	862	12.82	79	6726	318	544	36.89	63.11
8	25	2013	1	15	862	12.82	80	6726	328	534	38.05	61.95
6	21	2013	6	18	861	12.80	81	6726	627	234	72.82	27.18
7	19	2013	6	14	861	12.80	82	6726	526	335	61.09	38.91
8	4	2013	1	12	861	12.80	83	6726	443	418	51.45	48.55
9	1	2013	1	13	860	12.79	84	6726	480	380	55.81	44.19
8	9	2013	6	15	859	12.77	85	6726	500	359	58.21	41.79
6	30	2013	1	13	858	12.76	86	6726	400	458	46.62	53.38
7	28	2013	1	16	858	12.76	87	6726	391	467	45.57	54.43
8	18	2013	1	12	858	12.76	88	6726	387	471	45.10	54.90
7	6	2013	7	15	857	12.74	89	6726	472	385	55.08	44.92
7	7	2013	1	16	856	12.73	90	6726	342	514	39.95	60.05
7	14	2013	1	12	855	12.71	91	6726	362	493	42.34	57.66
8	11	2013	1	16	854	12.70	92	6726	364	490	42.62	57.38
7	12	2013	6	17	851	12.65	93	6726	565	286	66.39	33.61
9	2	2013	2	11	851	12.65	94	6726	246	605	28.91	71.09

MO	DY	YR	DAY OF WK	HR	HR VOL	PERCENT OF AADT	HOUR NUMBER	AADT	NORTH VOLUME	SOUTH VOLUME	PERCENT NORTH IS OF TOTAL VOLUME	PERCENT SOUTH IS OF TOTAL VOLUME
7	26	2013	6	18	850	12.64	95	6726	540	310	63.53	36.47
7	12	2013	6	16	849	12.62	96	6726	501	348	59.01	40.99
8	18	2013	1	14	849	12.62	97	6726	401	448	47.23	52.77
5	27	2013	2	14	846	12.58	98	6726	160	686	18.91	81.09
7	3	2013	4	18	845	12.56	99	6726	547	298	64.73	35.27
7	6	2013	7	16	845	12.56	100	6726	449	396	53.14	46.86
7	5	2013	6	17	844	12.55	101	6726	506	338	59.95	40.05
8	10	2013	7	13	841	12.50	102	6726	507	334	60.29	39.71
6	21	2013	6	15	838	12.46	103	6726	503	335	60.02	39.98
7	28	2013	1	17	837	12.44	104	6726	302	535	36.08	63.92
8	18	2013	1	15	836	12.43	105	6726	393	443	47.01	52.99
6	23	2013	1	15	835	12.41	106	6726	333	502	39.88	60.12
8	17	2013	7	16	835	12.41	107	6726	458	377	54.85	45.15
8	4	2013	1	18	833	12.38	108	6726	198	635	23.77	76.23
7	5	2013	6	13	832	12.37	109	6726	473	359	56.85	43.15
6	28	2013	6	18	831	12.36	110	6726	540	291	64.98	35.02
7	27	2013	7	12	830	12.34	111	6726	475	355	57.23	42.77
8	9	2013	6	17	830	12.34	112	6726	534	296	64.34	35.66
8	30	2013	6	18	830	12.34	113	6726	586	244	70.60	29.40
6	28	2013	6	17	829	12.33	114	6726	500	329	60.31	39.69
8	11	2013	1	18	829	12.33	115	6726	250	579	30.16	69.84
8	8	2013	5	16	828	12.31	116	6726	423	405	51.09	48.91
8	18	2013	1	18	828	12.31	117	6726	252	576	30.43	69.57
8	4	2013	1	15	827	12.30	118	6726	394	433	47.64	52.36
6	23	2013	1	13	825	12.27	119	6726	300	525	36.36	63.64
8	30	2013	6	16	823	12.24	120	6726	491	332	59.66	40.34
8	10	2013	7	15	821	12.21	121	6726	532	289	64.80	35.20
5	24	2013	6	15	819	12.18	122	6726	600	219	73.26	26.74
8	25	2013	1	16	819	12.18	123	6726	331	488	40.42	59.58
9	6	2013	6	17	819	12.18	124	6726	511	308	62.39	37.61
6	16	2013	1	13	818	12.16	125	6726	306	512	37.41	62.59
8	9	2013	6	18	818	12.16	126	6726	547	271	66.87	33.13
8	11	2013	1	19	818	12.16	127	6726	210	608	25.67	74.33
7	6	2013	7	11	816	12.13	128	6726	439	377	53.80	46.20
8	30	2013	6	14	816	12.13	129	6726	507	309	62.13	37.87
7	4	2013	5	13	813	12.09	130	6726	609	204	74.91	25.09
8	30	2013	6	15	812	12.07	131	6726	534	278	65.76	34.24
6	7	2013	6	16	811	12.06	132	6726	471	340	58.08	41.92
6	30	2013	1	15	811	12.06	133	6726	379	432	46.73	53.27
7	25	2013	5	16	810	12.04	134	6726	418	392	51.60	48.40
8	31	2013	7	13	810	12.04	135	6726	496	314	61.23	38.77

MO	DY	YR	DAY OF WK	HR	HR VOL	PERCENT OF AADT	HOUR NUMBER	AADT	NORTH VOLUME	SOUTH VOLUME	PERCENT NORTH IS OF TOTAL VOLUME	PERCENT SOUTH IS OF TOTAL VOLUME
8	22	2013	5	17	809	12.03	136	6726	417	392	51.55	48.45
9	13	2013	6	17	809	12.03	137	6726	487	322	60.20	39.80
7	3	2013	4	15	808	12.01	138	6726	507	301	62.75	37.25
7	7	2013	1	19	808	12.01	139	6726	173	635	21.41	78.59
7	20	2013	7	16	808	12.01	140	6726	468	340	57.92	42.08
8	1	2013	5	17	808	12.01	141	6726	389	419	48.14	51.86
6	30	2013	1	16	807	12.00	142	6726	344	463	42.63	57.37
7	5	2013	6	14	807	12.00	143	6726	466	341	57.74	42.26
8	1	2013	5	16	807	12.00	144	6726	413	394	51.18	48.82
8	15	2013	5	16	806	11.98	145	6726	422	384	52.36	47.64
7	27	2013	7	15	805	11.97	146	6726	469	336	58.26	41.74
7	26	2013	6	14	804	11.95	147	6726	474	330	58.96	41.04
8	17	2013	7	13	804	11.95	148	6726	453	351	56.34	43.66
5	24	2013	6	18	803	11.94	149	6726	631	172	78.58	21.42
6	14	2013	6	16	802	11.92	150	6726	493	309	61.47	38.53
8	3	2013	7	14	802	11.92	151	6726	534	268	66.58	33.42
8	9	2013	6	13	800	11.89	152	6726	437	363	54.63	45.38
7	19	2013	6	13	799	11.88	153	6726	451	348	56.45	43.55
8	3	2013	7	12	798	11.86	154	6726	406	392	50.88	49.12
7	4	2013	5	15	795	11.82	155	6726	548	247	68.93	31.07
8	9	2013	6	14	795	11.82	156	6726	454	341	57.11	42.89
6	30	2013	1	14	794	11.80	157	6726	385	409	48.49	51.51
7	5	2013	6	12	793	11.79	158	6726	408	385	51.45	48.55
7	13	2013	7	13	793	11.79	159	6726	497	296	62.67	37.33
8	2	2013	6	15	793	11.79	160	6726	470	323	59.27	40.73
9	2	2013	2	14	793	11.79	161	6726	268	525	33.80	66.20
8	17	2013	7	14	791	11.76	162	6726	480	311	60.68	39.32
7	14	2013	1	18	788	11.72	163	6726	226	562	28.68	71.32
8	23	2013	6	13	788	11.72	164	6726	405	383	51.40	48.60
8	15	2013	5	17	787	11.70	165	6726	445	342	56.54	43.46
7	26	2013	6	12	786	11.69	166	6726	377	409	47.96	52.04
7	21	2013	1	18	785	11.67	167	6726	250	535	31.85	68.15
8	12	2013	2	16	785	11.67	168	6726	375	410	47.77	52.23
6	23	2013	1	12	784	11.66	169	6726	241	543	30.74	69.26
8	10	2013	7	11	782	11.63	170	6726	417	365	53.32	46.68
5	31	2013	6	16	781	11.61	171	6726	442	339	56.59	43.41
7	6	2013	7	17	781	11.61	172	6726	344	437	44.05	55.95
7	29	2013	2	17	778	11.57	173	6726	367	411	47.17	52.83
7	27	2013	7	14	777	11.55	174	6726	503	274	64.74	35.26
8	9	2013	6	12	777	11.55	175	6726	368	409	47.36	52.64
8	19	2013	2	16	777	11.55	176	6726	351	426	45.17	54.83


MO	DY	YR	DAY OF WK	HR	HR VOL	PERCENT OF AADT	HOUR NUMBER	AADT	NORTH VOLUME	SOUTH VOLUME	PERCENT NORTH IS OF TOTAL VOLUME	PERCENT SOUTH IS OF TOTAL VOLUME
8	15	2013	5	15	775	11.52	177	6726	416	359	53.68	46.32
6	16	2013	1	12	774	11.51	178	6726	296	478	38.24	61.76
7	28	2013	1	11	774	11.51	179	6726	316	458	40.83	59.17
8	8	2013	5	17	774	11.51	180	6726	383	391	49.48	50.52
8	16	2013	6	14	774	11.51	181	6726	468	306	60.47	39.53
8	17	2013	7	15	774	11.51	182	6726	470	304	60.72	39.28
8	10	2013	7	14	773	11.49	183	6726	482	291	62.35	37.65
8	17	2013	7	17	773	11.49	184	6726	374	399	48.38	51.62
7	12	2013	6	15	771	11.46	185	6726	471	300	61.09	38.91
8	2	2013	6	18	770	11.45	186	6726	547	223	71.04	28.96
7	26	2013	6	13	768	11.42	187	6726	417	351	54.30	45.70
8	12	2013	2	17	768	11.42	188	6726	395	373	51.43	48.57
8	31	2013	7	14	768	11.42	189	6726	514	254	66.93	33.07
9	6	2013	6	16	768	11.42	190	6726	435	333	56.64	43.36
7	18	2013	5	17	766	11.39	191	6726	452	314	59.01	40.99
7	28	2013	1	19	766	11.39	192	6726	215	551	28.07	71.93
5	27	2013	2	15	765	11.37	193	6726	175	590	22.88	77.12
8	5	2013	2	16	765	11.37	194	6726	382	383	49.93	50.07
7	4	2013	5	14	764	11.36	195	6726	586	178	76.70	23.30
5	25	2013	7	13	763	11.34	196	6726	563	200	73.79	26.21
6	21	2013	6	14	763	11.34	197	6726	410	353	53.74	46.26
6	28	2013	6	15	763	11.34	198	6726	447	316	58.58	41.42
9	20	2013	6	17	763	11.34	199	6726	459	304	60.16	39.84
6	23	2013	1	14	759	11.28	200	6726	291	468	38.34	61.66

SR 005 MP 111.01 LACEY ADC SITE R060
K FOR PEAK 200 HOURS OF 2013

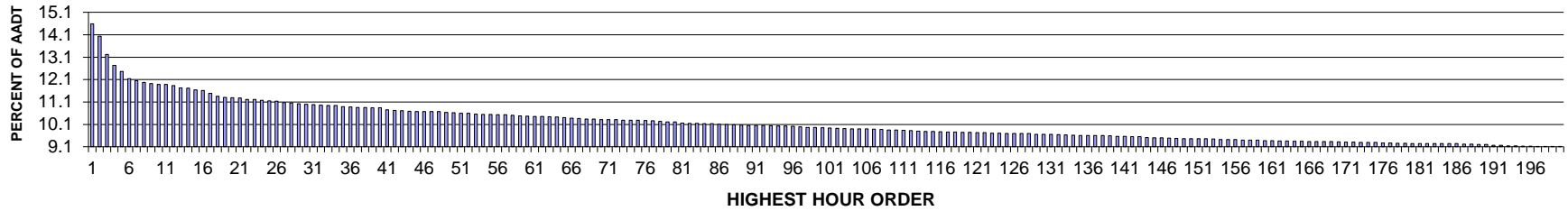


AADT= 0 K 30 FACTOR= 0.00 K 100 FACTOR= 0.00 K 200 FACTOR= 0.00 D 30 FACTOR= 0.00

SR 005 MP 111.01 LACEY ADC SITE R060
D % IN THE PEAK 200 HOURS OF 2013

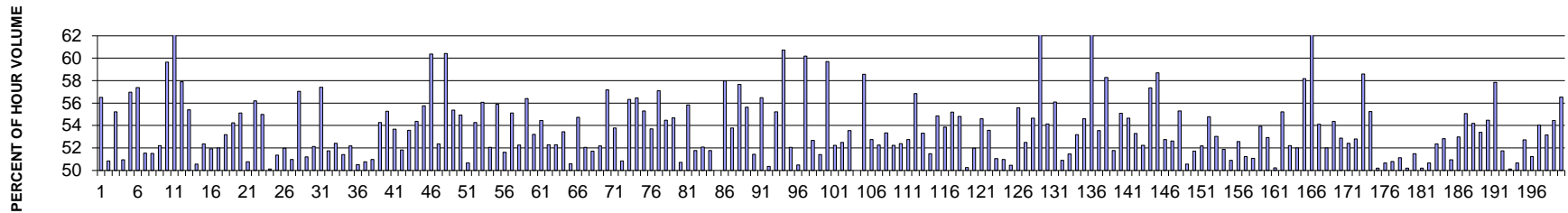


**SR 395 MP 36.24 ELTOPIA ADC SITE R061
K FOR PEAK 200 HOURS OF 2013**



AADT= 13835 K 30 FACTOR= 10.99 K 100 FACTOR= 9.95 K 200 FACTOR= 9.11 D 30 FACTOR= 52.14

**SR 395 MP 36.24 ELTOPIA ADC SITE R061
D % IN THE PEAK 200 HOURS OF 2013**



MO	DY	YR	DAY OF WK	HR	HR VOL	PERCENT OF AADT	HOUR NUMBER	AADT	NORTH VOLUME	SOUTH VOLUME	PERCENT NORTH IS OF TOTAL VOLUME	PERCENT SOUTH IS OF TOTAL VOLUME
12	1	2013	1	15	2019	14.59	1	13835	1141	878	56.51	43.49
12	1	2013	1	14	1943	14.04	2	13835	988	955	50.85	49.15
8	11	2013	1	17	1829	13.22	3	13835	1010	819	55.22	44.78
11	27	2013	4	15	1761	12.73	4	13835	864	897	49.06	50.94
12	1	2013	1	16	1724	12.46	5	13835	982	742	56.96	43.04
7	7	2013	1	15	1680	12.14	6	13835	716	964	42.62	57.38
8	30	2013	6	17	1667	12.05	7	13835	859	808	51.53	48.47
12	1	2013	1	13	1656	11.97	8	13835	803	853	48.49	51.51
11	27	2013	4	16	1649	11.92	9	13835	788	861	47.79	52.21
7	7	2013	1	14	1645	11.89	10	13835	664	981	40.36	59.64
7	7	2013	1	13	1643	11.88	11	13835	592	1051	36.03	63.97
8	11	2013	1	18	1637	11.83	12	13835	948	689	57.91	42.09

MO	DY	YR	DAY OF WK	HR	HR VOL	PERCENT OF AADT	HOUR NUMBER	AADT	NORTH VOLUME	SOUTH VOLUME	PERCENT NORTH IS OF TOTAL VOLUME	PERCENT SOUTH IS OF TOTAL VOLUME
7	7	2013	1	16	1623	11.73	13	13835	724	899	44.61	55.39
8	18	2013	1	16	1622	11.72	14	13835	802	820	49.45	50.55
8	18	2013	1	17	1610	11.64	15	13835	843	767	52.36	47.64
11	27	2013	4	17	1606	11.61	16	13835	772	834	48.07	51.93
7	28	2013	1	15	1590	11.49	17	13835	763	827	47.99	52.01
8	18	2013	1	15	1570	11.35	18	13835	735	835	46.82	53.18
8	16	2013	6	15	1565	11.31	19	13835	849	716	54.25	45.75
7	7	2013	1	17	1562	11.29	20	13835	701	861	44.88	55.12
11	27	2013	4	14	1560	11.28	21	13835	768	792	49.23	50.77
7	28	2013	1	14	1552	11.22	22	13835	680	872	43.81	56.19
6	28	2013	6	15	1551	11.21	23	13835	853	698	55.00	45.00
8	30	2013	6	18	1546	11.17	24	13835	775	771	50.13	49.87
7	28	2013	1	16	1542	11.15	25	13835	750	792	48.64	51.36
8	30	2013	6	16	1541	11.14	26	13835	740	801	48.02	51.98
5	24	2013	6	16	1532	11.07	27	13835	781	751	50.98	49.02
8	18	2013	1	14	1530	11.06	28	13835	657	873	42.94	57.06
7	12	2013	6	17	1525	11.02	29	13835	744	781	48.79	51.21
8	16	2013	6	16	1521	10.99	30	13835	793	728	52.14	47.86
12	1	2013	1	17	1519	10.98	31	13835	872	647	57.41	42.59
11	27	2013	4	18	1517	10.96	32	13835	785	732	51.75	48.25
8	16	2013	6	17	1515	10.95	33	13835	721	794	47.59	52.41
8	23	2013	6	16	1513	10.94	34	13835	735	778	48.58	51.42
8	11	2013	1	14	1506	10.89	35	13835	720	786	47.81	52.19
6	7	2013	6	14	1505	10.88	36	13835	760	745	50.50	49.50
7	12	2013	6	16	1503	10.86	37	13835	740	763	49.23	50.77
5	10	2013	6	16	1501	10.85	38	13835	765	736	50.97	49.03
5	24	2013	6	15	1500	10.84	39	13835	814	686	54.27	45.73
11	27	2013	4	13	1500	10.84	40	13835	671	829	44.73	55.27
8	30	2013	6	15	1487	10.75	41	13835	798	689	53.67	46.33
5	17	2013	6	17	1484	10.73	42	13835	715	769	48.18	51.82
5	24	2013	6	17	1482	10.71	43	13835	794	688	53.58	46.42
5	24	2013	6	18	1477	10.68	44	13835	803	674	54.37	45.63
5	27	2013	2	15	1476	10.67	45	13835	653	823	44.24	55.76
7	7	2013	1	12	1476	10.67	46	13835	585	891	39.63	60.37
7	28	2013	1	17	1476	10.67	47	13835	773	703	52.37	47.63
8	11	2013	1	13	1476	10.67	48	13835	584	892	39.57	60.43
6	28	2013	6	16	1472	10.64	49	13835	815	657	55.37	44.63
11	8	2013	6	17	1469	10.62	50	13835	662	807	45.06	54.94
5	10	2013	6	17	1465	10.59	51	13835	723	742	49.35	50.65
8	16	2013	6	18	1465	10.59	52	13835	795	670	54.27	45.73
11	30	2013	7	13	1461	10.56	53	13835	642	819	43.94	56.06

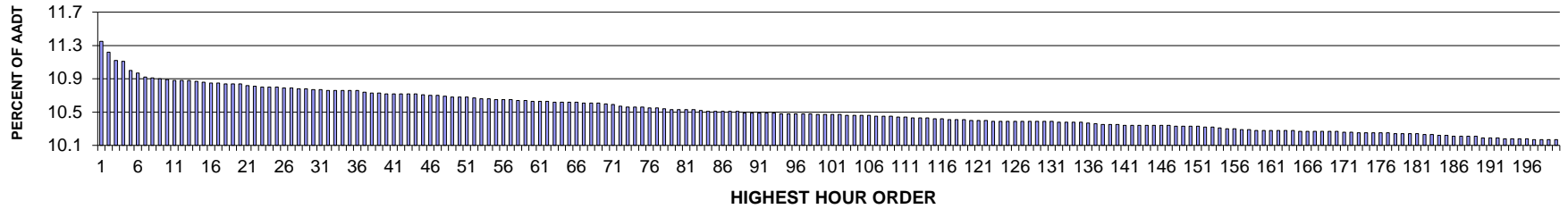
MO	DY	YR	DAY OF WK	HR	HR VOL	PERCENT OF AADT	HOUR NUMBER	AADT	NORTH VOLUME	SOUTH VOLUME	PERCENT NORTH IS OF TOTAL VOLUME	PERCENT SOUTH IS OF TOTAL VOLUME
8	16	2013	6	14	1460	10.55	54	13835	760	700	52.05	47.95
12	1	2013	1	12	1460	10.55	55	13835	644	816	44.11	55.89
8	11	2013	1	15	1457	10.53	56	13835	705	752	48.39	51.61
11	8	2013	6	16	1457	10.53	57	13835	654	803	44.89	55.11
5	17	2013	6	16	1454	10.51	58	13835	694	760	47.73	52.27
5	27	2013	2	16	1450	10.48	59	13835	632	818	43.59	56.41
5	3	2013	6	17	1449	10.47	60	13835	771	678	53.21	46.79
4	19	2013	6	17	1447	10.46	61	13835	788	659	54.46	45.54
6	28	2013	6	17	1446	10.45	62	13835	756	690	52.28	47.72
8	11	2013	1	16	1444	10.44	63	13835	689	755	47.71	52.29
11	30	2013	7	14	1443	10.43	64	13835	672	771	46.57	53.43
6	21	2013	6	17	1439	10.40	65	13835	711	728	49.41	50.59
3	29	2013	6	16	1436	10.38	66	13835	650	786	45.26	54.74
11	30	2013	7	15	1433	10.36	67	13835	746	687	52.06	47.94
7	14	2013	1	15	1431	10.34	68	13835	691	740	48.29	51.71
7	3	2013	4	17	1430	10.34	69	13835	746	684	52.17	47.83
3	8	2013	6	17	1427	10.31	70	13835	611	816	42.82	57.18
5	3	2013	6	16	1426	10.31	71	13835	767	659	53.79	46.21
7	28	2013	1	18	1426	10.31	72	13835	725	701	50.84	49.16
6	28	2013	6	14	1424	10.29	73	13835	802	622	56.32	43.68
8	30	2013	6	14	1424	10.29	74	13835	804	620	56.46	43.54
8	18	2013	1	18	1423	10.29	75	13835	787	636	55.31	44.69
4	7	2013	1	16	1421	10.27	76	13835	763	658	53.69	46.31
3	29	2013	6	18	1420	10.26	77	13835	609	811	42.89	57.11
4	21	2013	1	17	1417	10.24	78	13835	645	772	45.52	54.48
7	12	2013	6	15	1412	10.21	79	13835	772	640	54.67	45.33
8	15	2013	5	17	1412	10.21	80	13835	696	716	49.29	50.71
2	15	2013	6	16	1406	10.16	81	13835	621	785	44.17	55.83
7	7	2013	1	18	1404	10.15	82	13835	677	727	48.22	51.78
8	23	2013	6	17	1404	10.15	83	13835	673	731	47.93	52.07
7	3	2013	4	15	1402	10.13	84	13835	726	676	51.78	48.22
8	1	2013	5	15	1402	10.13	85	13835	701	701	50.00	50.00
7	28	2013	1	12	1399	10.11	86	13835	588	811	42.03	57.97
5	24	2013	6	14	1398	10.10	87	13835	752	646	53.79	46.21
5	5	2013	1	17	1394	10.08	88	13835	590	804	42.32	57.68
3	8	2013	6	16	1393	10.07	89	13835	618	775	44.36	55.64
6	21	2013	6	16	1392	10.06	90	13835	716	676	51.44	48.56
8	11	2013	1	12	1392	10.06	91	13835	606	786	43.53	56.47
6	28	2013	6	13	1390	10.05	92	13835	700	690	50.36	49.64
7	28	2013	1	13	1389	10.04	93	13835	622	767	44.78	55.22
8	18	2013	1	13	1388	10.03	94	13835	545	843	39.27	60.73

MO	DY	YR	DAY OF WK	HR	HR VOL	PERCENT OF AADT	HOUR NUMBER	AADT	NORTH VOLUME	SOUTH VOLUME	PERCENT NORTH IS OF TOTAL VOLUME	PERCENT SOUTH IS OF TOTAL VOLUME
6	21	2013	6	14	1387	10.03	95	13835	722	665	52.05	47.95
4	12	2013	6	17	1385	10.01	96	13835	686	699	49.53	50.47
5	27	2013	2	14	1382	9.99	97	13835	550	832	39.80	60.20
3	29	2013	6	17	1380	9.97	98	13835	653	727	47.32	52.68
8	23	2013	6	15	1379	9.97	99	13835	709	670	51.41	48.59
5	5	2013	1	16	1377	9.95	100	13835	555	822	40.31	59.69
8	30	2013	6	13	1375	9.94	101	13835	718	657	52.22	47.78
8	23	2013	6	18	1372	9.92	102	13835	652	720	47.52	52.48
8	10	2013	7	14	1371	9.91	103	13835	637	734	46.46	53.54
8	1	2013	5	16	1370	9.90	104	13835	685	685	50.00	50.00
2	15	2013	6	18	1369	9.90	105	13835	567	802	41.42	58.58
6	30	2013	1	15	1369	9.90	106	13835	647	722	47.26	52.74
8	1	2013	5	17	1368	9.89	107	13835	653	715	47.73	52.27
8	15	2013	5	15	1365	9.87	108	13835	637	728	46.67	53.33
6	21	2013	6	15	1363	9.85	109	13835	712	651	52.24	47.76
11	30	2013	7	16	1363	9.85	110	13835	714	649	52.38	47.62
5	24	2013	6	13	1361	9.84	111	13835	718	643	52.76	47.24
2	15	2013	6	17	1358	9.82	112	13835	586	772	43.15	56.85
5	10	2013	6	18	1356	9.80	113	13835	633	723	46.68	53.32
5	10	2013	6	15	1354	9.79	114	13835	697	657	51.48	48.52
7	12	2013	6	14	1354	9.79	115	13835	743	611	54.87	45.13
8	16	2013	6	13	1352	9.77	116	13835	624	728	46.15	53.85
5	3	2013	6	18	1350	9.76	117	13835	745	605	55.19	44.81
6	7	2013	6	15	1350	9.76	118	13835	740	610	54.81	45.19
6	30	2013	1	14	1349	9.75	119	13835	671	678	49.74	50.26
6	23	2013	1	16	1347	9.74	120	13835	700	647	51.97	48.03
5	27	2013	2	17	1346	9.73	121	13835	611	735	45.39	54.61
7	14	2013	1	16	1346	9.73	122	13835	625	721	46.43	53.57
6	23	2013	1	15	1344	9.71	123	13835	658	686	48.96	51.04
8	23	2013	6	14	1344	9.71	124	13835	685	659	50.97	49.03
11	8	2013	6	15	1342	9.70	125	13835	677	665	50.45	49.55
11	8	2013	6	18	1342	9.70	126	13835	596	746	44.41	55.59
7	12	2013	6	18	1341	9.69	127	13835	637	704	47.50	52.50
7	14	2013	1	13	1341	9.69	128	13835	608	733	45.34	54.66
3	17	2013	1	16	1337	9.66	129	13835	846	491	63.28	36.72
6	30	2013	1	13	1337	9.66	130	13835	613	724	45.85	54.15
4	12	2013	6	16	1335	9.65	131	13835	749	586	56.10	43.90
5	31	2013	6	16	1334	9.64	132	13835	655	679	49.10	50.90
8	16	2013	6	12	1333	9.63	133	13835	647	686	48.54	51.46
2	18	2013	2	16	1331	9.62	134	13835	708	623	53.19	46.81
5	19	2013	1	16	1330	9.61	135	13835	726	604	54.59	45.41

MO	DY	YR	DAY OF WK	HR	HR VOL	PERCENT OF AADT	HOUR NUMBER	AADT	NORTH VOLUME	SOUTH VOLUME	PERCENT NORTH IS OF TOTAL VOLUME	PERCENT SOUTH IS OF TOTAL VOLUME
8	18	2013	1	12	1329	9.61	136	13835	486	843	36.57	63.43
3	31	2013	1	17	1328	9.60	137	13835	711	617	53.54	46.46
5	5	2013	1	15	1328	9.60	138	13835	554	774	41.72	58.28
6	7	2013	6	16	1327	9.59	139	13835	687	640	51.77	48.23
3	29	2013	6	15	1323	9.56	140	13835	594	729	44.90	55.10
6	7	2013	6	18	1323	9.56	141	13835	723	600	54.65	45.35
8	30	2013	6	12	1321	9.55	142	13835	704	617	53.29	46.71
8	30	2013	6	19	1321	9.55	143	13835	690	631	52.23	47.77
4	28	2013	1	17	1316	9.51	144	13835	755	561	57.37	42.63
11	27	2013	4	12	1315	9.50	145	13835	543	772	41.29	58.71
4	28	2013	1	16	1314	9.50	146	13835	693	621	52.74	47.26
8	15	2013	5	16	1313	9.49	147	13835	622	691	47.37	52.63
6	28	2013	6	18	1311	9.48	148	13835	725	586	55.30	44.70
3	22	2013	6	16	1309	9.46	149	13835	662	647	50.57	49.43
4	5	2013	6	17	1309	9.46	150	13835	677	632	51.72	48.28
8	1	2013	5	14	1309	9.46	151	13835	683	626	52.18	47.82
11	22	2013	6	17	1309	9.46	152	13835	592	717	45.23	54.77
7	14	2013	1	14	1307	9.45	153	13835	614	693	46.98	53.02
4	7	2013	1	15	1305	9.43	154	13835	677	628	51.88	48.12
5	24	2013	6	12	1305	9.43	155	13835	664	641	50.88	49.12
4	26	2013	6	16	1303	9.42	156	13835	618	685	47.43	52.57
4	19	2013	6	18	1300	9.40	157	13835	634	666	48.77	51.23
6	30	2013	1	16	1300	9.40	158	13835	636	664	48.92	51.08
7	18	2013	5	17	1300	9.40	159	13835	599	701	46.08	53.92
4	26	2013	6	17	1296	9.37	160	13835	610	686	47.07	52.93
7	14	2013	1	17	1296	9.37	161	13835	651	645	50.23	49.77
4	19	2013	6	15	1295	9.36	162	13835	715	580	55.21	44.79
5	31	2013	6	17	1295	9.36	163	13835	619	676	47.80	52.20
6	7	2013	6	17	1294	9.35	164	13835	673	621	52.01	47.99
11	30	2013	7	12	1294	9.35	165	13835	541	753	41.81	58.19
3	17	2013	1	17	1292	9.34	166	13835	830	462	64.24	35.76
5	19	2013	1	17	1292	9.34	167	13835	699	593	54.10	45.90
8	1	2013	5	18	1292	9.34	168	13835	620	672	47.99	52.01
8	10	2013	7	13	1291	9.33	169	13835	589	702	45.62	54.38
6	23	2013	1	14	1290	9.32	170	13835	608	682	47.13	52.87
7	3	2013	4	16	1288	9.31	171	13835	675	613	52.41	47.59
8	10	2013	7	11	1288	9.31	172	13835	680	608	52.80	47.20
12	1	2013	1	18	1287	9.30	173	13835	754	533	58.59	41.41
3	1	2013	6	17	1285	9.29	174	13835	575	710	44.75	55.25
8	12	2013	2	16	1285	9.29	175	13835	645	640	50.19	49.81
7	3	2013	4	18	1283	9.27	176	13835	650	633	50.66	49.34

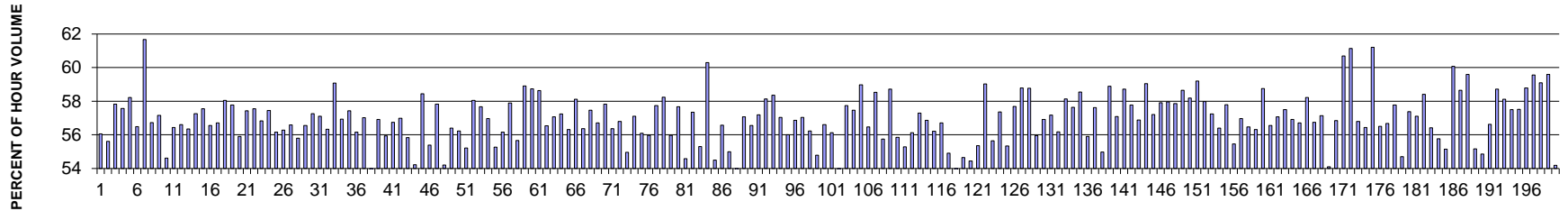
MO	DY	YR	DAY OF WK	HR	HR VOL	PERCENT OF AADT	HOUR NUMBER	AADT	NORTH VOLUME	SOUTH VOLUME	PERCENT NORTH IS OF TOTAL VOLUME	PERCENT SOUTH IS OF TOTAL VOLUME
8	23	2013	6	13	1282	9.27	177	13835	631	651	49.22	50.78
4	19	2013	6	16	1281	9.26	178	13835	655	626	51.13	48.87
7	12	2013	6	13	1281	9.26	179	13835	638	643	49.80	50.20
8	11	2013	1	19	1280	9.25	180	13835	659	621	51.48	48.52
3	15	2013	6	16	1279	9.24	181	13835	637	642	49.80	50.20
5	17	2013	6	15	1279	9.24	182	13835	631	648	49.34	50.66
3	22	2013	6	17	1278	9.24	183	13835	609	669	47.65	52.35
4	5	2013	6	18	1278	9.24	184	13835	675	603	52.82	47.18
6	21	2013	6	12	1278	9.24	185	13835	651	627	50.94	49.06
7	3	2013	4	14	1278	9.24	186	13835	677	601	52.97	47.03
4	14	2013	1	15	1275	9.22	187	13835	573	702	44.94	55.06
8	22	2013	5	16	1275	9.22	188	13835	584	691	45.80	54.20
7	11	2013	5	17	1274	9.21	189	13835	594	680	46.62	53.38
11	22	2013	6	16	1274	9.21	190	13835	580	694	45.53	54.47
12	13	2013	6	17	1269	9.17	191	13835	535	734	42.16	57.84
4	12	2013	6	18	1268	9.17	192	13835	656	612	51.74	48.26
4	21	2013	1	16	1265	9.14	193	13835	631	634	49.88	50.12
6	28	2013	6	12	1265	9.14	194	13835	641	624	50.67	49.33
8	10	2013	7	15	1263	9.13	195	13835	597	666	47.27	52.73
8	12	2013	2	14	1263	9.13	196	13835	647	616	51.23	48.77
5	5	2013	1	18	1262	9.12	197	13835	580	682	45.96	54.04
5	19	2013	1	15	1262	9.12	198	13835	671	591	53.17	46.83
8	12	2013	2	17	1262	9.12	199	13835	575	687	45.56	54.44
3	8	2013	6	18	1261	9.11	200	13835	548	713	43.46	56.54

**SR 240 MP 37.20 RICHLAND ADC SITE R062
K FOR PEAK 200 HOURS OF 2013**



AADT= 69115 K 30 FACTOR= 10.77 K 100 FACTOR= 10.47 K 200 FACTOR= 10.17 D 30 FACTOR= 57.26

**SR 240 MP 37.20 RICHLAND ADC SITE R062
D % IN THE PEAK 200 HOURS OF 2013**



MO	DY	YR	DAY OF WK	HR	HR VOL	PERCENT OF AADT	HOUR NUMBER	AADT	EAST VOLUME	WEST VOLUME	PERCENT EAST IS OF TOTAL VOLUME	PERCENT WEST IS OF TOTAL VOLUME
9	5	2013	5	18	7845	11.35	1	69115	4397	3448	56.05	43.95
5	30	2013	5	18	7756	11.22	2	69115	4312	3444	55.60	44.40
12	19	2013	5	17	7685	11.12	3	69115	4444	3241	57.83	42.17
12	18	2013	4	18	7682	11.11	4	69115	4422	3260	57.56	42.44
5	2	2013	5	18	7602	11.00	5	69115	4425	3177	58.21	41.79
9	18	2013	4	18	7583	10.97	6	69115	4284	3299	56.49	43.51
2	14	2013	5	17	7550	10.92	7	69115	4656	2894	61.67	38.33
4	24	2013	4	18	7543	10.91	8	69115	4279	3264	56.73	43.27
10	10	2013	5	18	7532	10.90	9	69115	4305	3227	57.16	42.84
6	27	2013	5	18	7524	10.89	10	69115	4109	3415	54.61	45.39
10	2	2013	4	18	7523	10.88	11	69115	4246	3277	56.44	43.56
10	3	2013	5	18	7521	10.88	12	69115	4257	3264	56.60	43.40

MO	DY	YR	DAY OF WK	HR	HR VOL	PERCENT OF AADT	HOUR NUMBER	AADT	EAST VOLUME	WEST VOLUME	PERCENT EAST IS OF TOTAL VOLUME	PERCENT WEST IS OF TOTAL VOLUME
7	17	2013	4	18	7519	10.88	13	69115	4236	3283	56.34	43.66
12	17	2013	3	18	7512	10.87	14	69115	4301	3211	57.26	42.74
3	27	2013	4	18	7503	10.86	15	69115	4318	3185	57.55	42.45
5	1	2013	4	18	7499	10.85	16	69115	4241	3258	56.55	43.45
10	16	2013	4	18	7496	10.85	17	69115	4250	3246	56.70	43.30
12	18	2013	4	17	7493	10.84	18	69115	4349	3144	58.04	41.96
3	13	2013	4	18	7490	10.84	19	69115	4327	3163	57.77	42.23
12	19	2013	5	18	7489	10.84	20	69115	4186	3303	55.90	44.10
10	9	2013	4	18	7477	10.82	21	69115	4293	3184	57.42	42.58
10	15	2013	3	18	7468	10.81	22	69115	4298	3170	57.55	42.45
10	29	2013	3	18	7466	10.80	23	69115	4243	3223	56.83	43.17
3	6	2013	4	18	7464	10.80	24	69115	4287	3177	57.44	42.56
5	16	2013	5	18	7461	10.80	25	69115	4190	3271	56.16	43.84
2	13	2013	4	18	7455	10.79	26	69115	4196	3259	56.28	43.72
12	13	2013	6	17	7455	10.79	27	69115	4218	3237	56.58	43.42
6	4	2013	3	18	7454	10.78	28	69115	4159	3295	55.80	44.20
10	23	2013	4	18	7453	10.78	29	69115	4215	3238	56.55	43.45
4	16	2013	3	18	7447	10.77	30	69115	4264	3183	57.26	42.74
4	18	2013	5	18	7446	10.77	31	69115	4252	3194	57.10	42.90
10	30	2013	4	18	7440	10.76	32	69115	4191	3249	56.33	43.67
12	12	2013	5	17	7440	10.76	33	69115	4395	3045	59.07	40.93
3	26	2013	3	18	7439	10.76	34	69115	4235	3204	56.93	43.07
3	7	2013	5	18	7437	10.76	35	69115	4270	3167	57.42	42.58
10	24	2013	5	18	7434	10.76	36	69115	4174	3260	56.15	43.85
10	17	2013	5	18	7424	10.74	37	69115	4233	3191	57.02	42.98
6	6	2013	5	18	7416	10.73	38	69115	3972	3444	53.56	46.44
4	17	2013	4	18	7414	10.73	39	69115	4220	3194	56.92	43.08
5	8	2013	4	18	7412	10.72	40	69115	4146	3266	55.94	44.06
4	30	2013	3	18	7408	10.72	41	69115	4203	3205	56.74	43.26
3	28	2013	5	18	7406	10.72	42	69115	4220	3186	56.98	43.02
6	13	2013	5	18	7406	10.72	43	69115	4135	3271	55.83	44.17
7	11	2013	5	18	7406	10.72	44	69115	4015	3391	54.21	45.79
12	17	2013	3	17	7399	10.71	45	69115	4325	3074	58.45	41.55
6	26	2013	4	18	7396	10.70	46	69115	4097	3299	55.39	44.61
12	11	2013	4	17	7395	10.70	47	69115	4276	3119	57.82	42.18
6	11	2013	3	18	7391	10.69	48	69115	4006	3385	54.20	45.80
5	9	2013	5	18	7383	10.68	49	69115	4164	3219	56.40	43.60
2	14	2013	5	18	7381	10.68	50	69115	4150	3231	56.23	43.77
7	10	2013	4	18	7379	10.68	51	69115	4075	3304	55.22	44.78
12	16	2013	2	18	7376	10.67	52	69115	4281	3095	58.04	41.96
3	19	2013	3	18	7371	10.66	53	69115	4251	3120	57.67	42.33

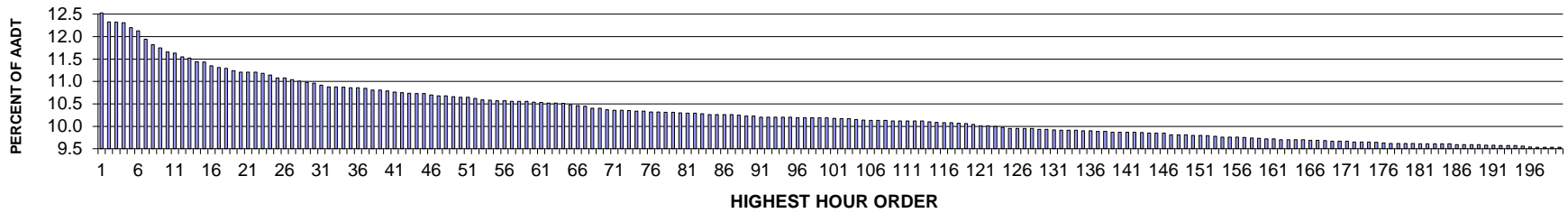
MO	DY	YR	DAY OF WK	HR	HR VOL	PERCENT OF AADT	HOUR NUMBER	AADT	EAST VOLUME	WEST VOLUME	PERCENT EAST IS OF TOTAL VOLUME	PERCENT WEST IS OF TOTAL VOLUME
5	7	2013	3	18	7370	10.66	54	69115	4198	3172	56.96	43.04
6	18	2013	3	18	7362	10.65	55	69115	4069	3293	55.27	44.73
9	19	2013	5	18	7361	10.65	56	69115	4134	3227	56.16	43.84
12	10	2013	3	18	7360	10.65	57	69115	4261	3099	57.89	42.11
9	12	2013	5	18	7355	10.64	58	69115	4094	3261	55.66	44.34
12	16	2013	2	17	7353	10.64	59	69115	4331	3022	58.90	41.10
9	16	2013	2	18	7349	10.63	60	69115	4317	3032	58.74	41.26
5	9	2013	5	17	7348	10.63	61	69115	4308	3040	58.63	41.37
11	21	2013	5	18	7345	10.63	62	69115	4153	3192	56.54	43.46
12	11	2013	4	18	7340	10.62	63	69115	4189	3151	57.07	42.93
4	25	2013	5	18	7339	10.62	64	69115	4201	3138	57.24	42.76
7	24	2013	4	18	7338	10.62	65	69115	4133	3205	56.32	43.68
12	10	2013	3	17	7338	10.62	66	69115	4265	3073	58.12	41.88
12	5	2013	5	18	7335	10.61	67	69115	4135	3200	56.37	43.63
10	1	2013	3	18	7334	10.61	68	69115	4215	3119	57.47	42.53
8	21	2013	4	18	7330	10.61	69	69115	4156	3174	56.70	43.30
4	9	2013	3	18	7328	10.60	70	69115	4238	3090	57.83	42.17
2	28	2013	5	18	7322	10.59	71	69115	4127	3195	56.36	43.64
9	25	2013	4	18	7305	10.57	72	69115	4149	3156	56.80	43.20
6	5	2013	4	18	7299	10.56	73	69115	4011	3288	54.95	45.05
8	26	2013	2	18	7299	10.56	74	69115	4168	3131	57.10	42.90
9	24	2013	3	18	7299	10.56	75	69115	4094	3205	56.09	43.91
5	29	2013	4	18	7293	10.55	76	69115	4082	3211	55.97	44.03
3	12	2013	3	18	7289	10.55	77	69115	4208	3081	57.73	42.27
10	31	2013	5	18	7286	10.54	78	69115	4243	3043	58.23	41.77
6	10	2013	2	18	7279	10.53	79	69115	4074	3205	55.97	44.03
4	23	2013	3	18	7278	10.53	80	69115	4197	3081	57.67	42.33
6	25	2013	3	18	7278	10.53	81	69115	3972	3306	54.58	45.42
2	21	2013	5	18	7275	10.53	82	69115	4172	3103	57.35	42.65
5	28	2013	3	18	7269	10.52	83	69115	4020	3249	55.30	44.70
2	13	2013	4	17	7265	10.51	84	69115	4380	2885	60.29	39.71
7	18	2013	5	18	7264	10.51	85	69115	3958	3306	54.49	45.51
4	11	2013	5	18	7263	10.51	86	69115	4109	3154	56.57	43.43
5	22	2013	4	18	7263	10.51	87	69115	3994	3269	54.99	45.01
6	20	2013	5	18	7262	10.51	88	69115	3908	3354	53.81	46.19
5	31	2013	6	17	7252	10.49	89	69115	4139	3113	57.07	42.93
2	5	2013	3	18	7251	10.49	90	69115	4101	3150	56.56	43.44
3	20	2013	4	18	7251	10.49	91	69115	4146	3105	57.18	42.82
11	14	2013	5	17	7251	10.49	92	69115	4216	3035	58.14	41.86
5	1	2013	4	17	7250	10.49	93	69115	4231	3019	58.36	41.64
7	16	2013	3	18	7243	10.48	94	69115	4131	3112	57.03	42.97

MO	DY	YR	DAY OF WK	HR	HR VOL	PERCENT OF AADT	HOUR NUMBER	AADT	EAST VOLUME	WEST VOLUME	PERCENT EAST IS OF TOTAL VOLUME	PERCENT WEST IS OF TOTAL VOLUME
9	17	2013	3	18	7243	10.48	95	69115	4056	3187	56.00	44.00
6	3	2013	2	18	7241	10.48	96	69115	4118	3123	56.87	43.13
8	27	2013	3	18	7241	10.48	97	69115	4130	3111	57.04	42.96
7	31	2013	4	18	7240	10.48	98	69115	4071	3169	56.23	43.77
7	25	2013	5	18	7237	10.47	99	69115	3965	3272	54.79	45.21
5	6	2013	2	18	7236	10.47	100	69115	4096	3140	56.61	43.39
10	21	2013	2	18	7233	10.47	101	69115	4059	3174	56.12	43.88
12	23	2013	2	17	7233	10.47	102	69115	3865	3368	53.44	46.56
4	10	2013	4	18	7232	10.46	103	69115	4175	3057	57.73	42.27
3	21	2013	5	18	7231	10.46	104	69115	4156	3075	57.47	42.53
10	30	2013	4	17	7231	10.46	105	69115	4264	2967	58.97	41.03
8	28	2013	4	18	7230	10.46	106	69115	4082	3148	56.46	43.54
12	2	2013	2	17	7225	10.45	107	69115	4228	2997	58.52	41.48
6	12	2013	4	18	7222	10.45	108	69115	4026	3196	55.75	44.25
10	17	2013	5	17	7222	10.45	109	69115	4241	2981	58.72	41.28
9	4	2013	4	18	7218	10.44	110	69115	4031	3187	55.85	44.15
9	10	2013	3	18	7216	10.44	111	69115	3990	3226	55.29	44.71
5	21	2013	3	18	7210	10.43	112	69115	4047	3163	56.13	43.87
11	7	2013	5	18	7209	10.43	113	69115	4130	3079	57.29	42.71
11	5	2013	3	18	7207	10.43	114	69115	4098	3109	56.86	43.14
8	1	2013	5	18	7205	10.42	115	69115	4050	3155	56.21	43.79
9	26	2013	5	18	7200	10.42	116	69115	4083	3117	56.71	43.29
5	15	2013	4	18	7197	10.41	117	69115	3951	3246	54.90	45.10
5	23	2013	5	18	7196	10.41	118	69115	3863	3333	53.68	46.32
6	19	2013	4	18	7195	10.41	119	69115	3931	3264	54.64	45.36
9	11	2013	4	18	7189	10.40	120	69115	3914	3275	54.44	45.56
9	3	2013	3	18	7187	10.40	121	69115	3978	3209	55.35	44.65
9	5	2013	5	17	7187	10.40	122	69115	4242	2945	59.02	40.98
6	20	2013	5	17	7184	10.39	123	69115	3997	3187	55.64	44.36
3	28	2013	5	17	7183	10.39	124	69115	4120	3063	57.36	42.64
7	9	2013	3	18	7183	10.39	125	69115	3975	3208	55.34	44.66
11	13	2013	4	18	7183	10.39	126	69115	4143	3040	57.68	42.32
11	7	2013	5	17	7181	10.39	127	69115	4221	2960	58.78	41.22
4	18	2013	5	17	7180	10.39	128	69115	4220	2960	58.77	41.23
8	20	2013	3	18	7180	10.39	129	69115	4017	3163	55.95	44.05
11	14	2013	5	18	7180	10.39	130	69115	4087	3093	56.92	43.08
9	9	2013	2	18	7179	10.39	131	69115	4104	3075	57.17	42.83
2	27	2013	4	18	7177	10.38	132	69115	4032	3145	56.18	43.82
5	8	2013	4	17	7177	10.38	133	69115	4173	3004	58.14	41.86
5	2	2013	5	17	7171	10.38	134	69115	4133	3038	57.63	42.37
5	23	2013	5	17	7171	10.38	135	69115	4198	2973	58.54	41.46

MO	DY	YR	DAY OF WK	HR	HR VOL	PERCENT OF AADT	HOUR NUMBER	AADT	EAST VOLUME	WEST VOLUME	PERCENT EAST IS OF TOTAL VOLUME	PERCENT WEST IS OF TOTAL VOLUME
8	29	2013	5	18	7167	10.37	136	69115	4006	3161	55.90	44.10
7	15	2013	2	18	7161	10.36	137	69115	4126	3035	57.62	42.38
8	15	2013	5	18	7154	10.35	138	69115	3933	3221	54.98	45.02
11	6	2013	4	17	7154	10.35	139	69115	4212	2942	58.88	41.12
11	6	2013	4	18	7151	10.35	140	69115	4082	3069	57.08	42.92
11	5	2013	3	17	7149	10.34	141	69115	4197	2952	58.71	41.29
3	14	2013	5	18	7148	10.34	142	69115	4130	3018	57.78	42.22
9	23	2013	2	18	7148	10.34	143	69115	4066	3082	56.88	43.12
10	10	2013	5	17	7148	10.34	144	69115	4221	2927	59.05	40.95
2	19	2013	3	18	7147	10.34	145	69115	4088	3059	57.20	42.80
4	22	2013	2	18	7144	10.34	146	69115	4137	3007	57.91	42.09
11	21	2013	5	17	7144	10.34	147	69115	4141	3003	57.96	42.04
10	31	2013	5	17	7142	10.33	148	69115	4132	3010	57.85	42.15
12	3	2013	3	17	7141	10.33	149	69115	4188	2953	58.65	41.35
12	5	2013	5	17	7141	10.33	150	69115	4155	2986	58.19	41.81
4	11	2013	5	17	7137	10.33	151	69115	4225	2912	59.20	40.80
2	12	2013	3	18	7133	10.32	152	69115	4135	2998	57.97	42.03
4	8	2013	2	18	7131	10.32	153	69115	4082	3049	57.24	42.76
11	20	2013	4	18	7123	10.31	154	69115	4017	3106	56.39	43.61
3	4	2013	2	18	7122	10.30	155	69115	4116	3006	57.79	42.21
7	30	2013	3	18	7120	10.30	156	69115	3949	3171	55.46	44.54
2	26	2013	3	18	7112	10.29	157	69115	4051	3061	56.96	43.04
6	6	2013	5	17	7110	10.29	158	69115	4015	3095	56.47	43.53
11	12	2013	3	18	7108	10.28	159	69115	4003	3105	56.32	43.68
11	19	2013	3	17	7106	10.28	160	69115	4175	2931	58.75	41.25
9	3	2013	3	17	7104	10.28	161	69115	4017	3087	56.55	43.45
12	3	2013	3	18	7103	10.28	162	69115	4054	3049	57.07	42.93
5	30	2013	5	17	7102	10.28	163	69115	4083	3019	57.49	42.51
10	7	2013	2	18	7102	10.28	164	69115	4042	3060	56.91	43.09
4	30	2013	3	17	7101	10.27	165	69115	4027	3074	56.71	43.29
10	22	2013	3	18	7100	10.27	166	69115	4133	2967	58.21	41.79
12	4	2013	4	18	7099	10.27	167	69115	4028	3071	56.74	43.26
5	7	2013	3	17	7097	10.27	168	69115	4055	3042	57.14	42.86
8	14	2013	4	18	7096	10.27	169	69115	3838	3258	54.09	45.91
12	12	2013	5	18	7095	10.27	170	69115	4033	3062	56.84	43.16
2	28	2013	5	17	7089	10.26	171	69115	4302	2787	60.69	39.31
2	12	2013	3	17	7088	10.26	172	69115	4333	2755	61.13	38.87
8	19	2013	2	18	7087	10.25	173	69115	4025	3062	56.79	43.21
9	30	2013	2	18	7086	10.25	174	69115	3999	3087	56.44	43.56
2	5	2013	3	17	7085	10.25	175	69115	4336	2749	61.20	38.80
9	20	2013	6	17	7085	10.25	176	69115	4003	3082	56.50	43.50

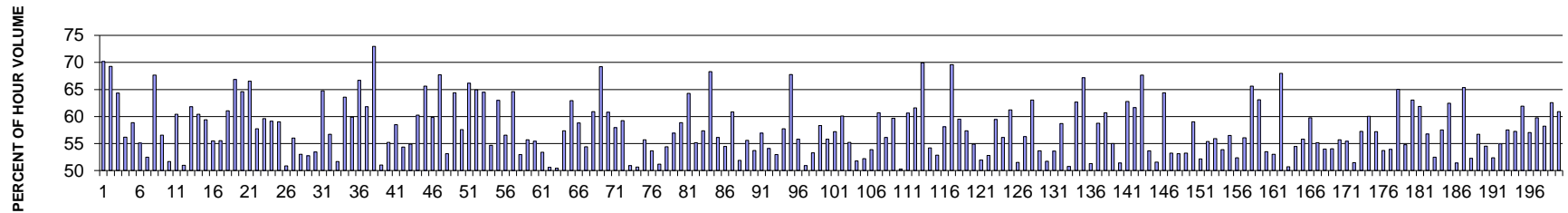
MO	DY	YR	DAY OF WK	HR	HR VOL	PERCENT OF AADT	HOUR NUMBER	AADT	EAST VOLUME	WEST VOLUME	PERCENT EAST IS OF TOTAL VOLUME	PERCENT WEST IS OF TOTAL VOLUME
10	8	2013	3	18	7085	10.25	177	69115	4016	3069	56.68	43.32
4	15	2013	2	18	7078	10.24	178	69115	4090	2988	57.78	42.22
5	20	2013	2	18	7077	10.24	179	69115	3871	3206	54.70	45.30
10	3	2013	5	17	7077	10.24	180	69115	4061	3016	57.38	42.62
11	4	2013	2	18	7074	10.24	181	69115	4039	3035	57.10	42.90
9	19	2013	5	17	7071	10.23	182	69115	4130	2941	58.41	41.59
2	7	2013	5	18	7070	10.23	183	69115	3989	3081	56.42	43.58
8	22	2013	5	18	7067	10.22	184	69115	3941	3126	55.77	44.23
8	8	2013	5	18	7063	10.22	185	69115	3895	3168	55.15	44.85
2	27	2013	4	17	7057	10.21	186	69115	4239	2818	60.07	39.93
4	17	2013	4	17	7056	10.21	187	69115	4138	2918	58.65	41.35
5	31	2013	6	16	7055	10.21	188	69115	4204	2851	59.59	40.41
8	13	2013	3	18	7054	10.21	189	69115	3891	3163	55.16	44.84
2	6	2013	4	18	7044	10.19	190	69115	3864	3180	54.86	45.14
1	10	2013	5	18	7043	10.19	191	69115	3988	3055	56.62	43.38
5	16	2013	5	17	7041	10.19	192	69115	4134	2907	58.71	41.29
12	4	2013	4	17	7038	10.18	193	69115	4090	2948	58.11	41.89
4	25	2013	5	17	7037	10.18	194	69115	4046	2991	57.50	42.50
3	25	2013	2	18	7035	10.18	195	69115	4046	2989	57.51	42.49
11	26	2013	3	17	7034	10.18	196	69115	4135	2899	58.79	41.21
10	1	2013	3	17	7032	10.17	197	69115	4188	2844	59.56	40.44
9	26	2013	5	17	7030	10.17	198	69115	4155	2875	59.10	40.90
10	29	2013	3	17	7028	10.17	199	69115	4188	2840	59.59	40.41
5	14	2013	3	18	7027	10.17	200	69115	3808	3219	54.19	45.81

**SR 395 MP 190.29 LOON LAKE ADC SITE R063
K FOR PEAK 200 HOURS OF 2013**



AADT= 8214 K 30 FACTOR= 10.96 K 100 FACTOR= 10.19 K 200 FACTOR= 9.53 D 30 FACTOR= 53.44

**SR 395 MP 190.29 LOON LAKE ADC SITE R063
D % IN THE PEAK 200 HOURS OF 2013**



MO	DY	YR	DAY OF WK	HR	HR VOL	PERCENT OF AADT	HOUR NUMBER	AADT	NORTH VOLUME	SOUTH VOLUME	PERCENT NORTH IS OF TOTAL VOLUME	PERCENT SOUTH IS OF TOTAL VOLUME
7	4	2013	5	12	1029	12.53	1	8214	722	307	70.17	29.83
7	3	2013	4	18	1013	12.33	2	8214	702	311	69.30	30.70
7	3	2013	4	17	1012	12.32	3	8214	651	361	64.33	35.67
7	13	2013	7	14	1011	12.31	4	8214	568	443	56.18	43.82
7	12	2013	6	17	1002	12.20	5	8214	590	412	58.88	41.12
7	13	2013	7	13	996	12.13	6	8214	549	447	55.12	44.88
7	14	2013	1	14	981	11.94	7	8214	515	466	52.50	47.50
7	4	2013	5	13	971	11.82	8	8214	657	314	67.66	32.34
7	5	2013	6	12	965	11.75	9	8214	419	546	43.42	56.58
7	5	2013	6	13	958	11.66	10	8214	495	463	51.67	48.33
10	11	2013	6	17	955	11.63	11	8214	577	378	60.42	39.58
7	13	2013	7	17	949	11.55	12	8214	465	484	49.00	51.00

MO	DY	YR	DAY OF WK	HR	HR VOL	PERCENT OF AADT	HOUR NUMBER	AADT	NORTH VOLUME	SOUTH VOLUME	PERCENT NORTH IS OF TOTAL VOLUME	PERCENT SOUTH IS OF TOTAL VOLUME
7	7	2013	1	13	946	11.52	13	8214	361	585	38.16	61.84
7	3	2013	4	15	940	11.44	14	8214	568	372	60.43	39.57
7	7	2013	1	14	939	11.43	15	8214	381	558	40.58	59.42
7	13	2013	7	16	932	11.35	16	8214	517	415	55.47	44.53
10	4	2013	6	17	929	11.31	17	8214	516	413	55.54	44.46
7	3	2013	4	16	927	11.29	18	8214	566	361	61.06	38.94
7	12	2013	6	18	923	11.24	19	8214	617	306	66.85	33.15
5	24	2013	6	17	921	11.21	20	8214	595	326	64.60	35.40
5	24	2013	6	18	921	11.21	21	8214	613	308	66.56	33.44
7	12	2013	6	16	921	11.21	22	8214	532	389	57.76	42.24
10	18	2013	6	17	918	11.18	23	8214	547	371	59.59	40.41
8	9	2013	6	17	915	11.14	24	8214	541	374	59.13	40.87
7	19	2013	6	16	910	11.08	25	8214	537	373	59.01	40.99
8	31	2013	7	12	910	11.08	26	8214	463	447	50.88	49.12
7	13	2013	7	12	907	11.04	27	8214	508	399	56.01	43.99
7	13	2013	7	15	904	11.01	28	8214	479	425	52.99	47.01
8	11	2013	1	16	902	10.98	29	8214	426	476	47.23	52.77
6	16	2013	1	13	900	10.96	30	8214	419	481	46.56	53.44
5	10	2013	6	18	897	10.92	31	8214	581	316	64.77	35.23
8	9	2013	6	16	894	10.88	32	8214	507	387	56.71	43.29
8	24	2013	7	13	894	10.88	33	8214	462	432	51.68	48.32
8	2	2013	6	17	893	10.87	34	8214	568	325	63.61	36.39
8	16	2013	6	17	892	10.86	35	8214	534	358	59.87	40.13
8	30	2013	6	18	892	10.86	36	8214	595	297	66.70	33.30
8	30	2013	6	17	891	10.85	37	8214	551	340	61.84	38.16
7	3	2013	4	19	888	10.81	38	8214	648	240	72.97	27.03
8	16	2013	6	14	888	10.81	39	8214	435	453	48.99	51.01
7	12	2013	6	15	886	10.79	40	8214	489	397	55.19	44.81
8	31	2013	7	13	884	10.76	41	8214	517	367	58.48	41.52
7	14	2013	1	13	883	10.75	42	8214	480	403	54.36	45.64
7	5	2013	6	17	882	10.74	43	8214	484	398	54.88	45.12
6	14	2013	6	17	881	10.73	44	8214	531	350	60.27	39.73
8	9	2013	6	18	881	10.73	45	8214	578	303	65.61	34.39
8	30	2013	6	16	879	10.70	46	8214	526	353	59.84	40.16
5	27	2013	2	13	877	10.68	47	8214	283	594	32.27	67.73
6	7	2013	6	16	877	10.68	48	8214	466	411	53.14	46.86
7	26	2013	6	18	876	10.66	49	8214	564	312	64.38	35.62
7	28	2013	1	14	875	10.65	50	8214	371	504	42.40	57.60
9	2	2013	2	13	875	10.65	51	8214	296	579	33.83	66.17
8	2	2013	6	18	872	10.62	52	8214	566	306	64.91	35.09
7	4	2013	5	14	870	10.59	53	8214	561	309	64.48	35.52

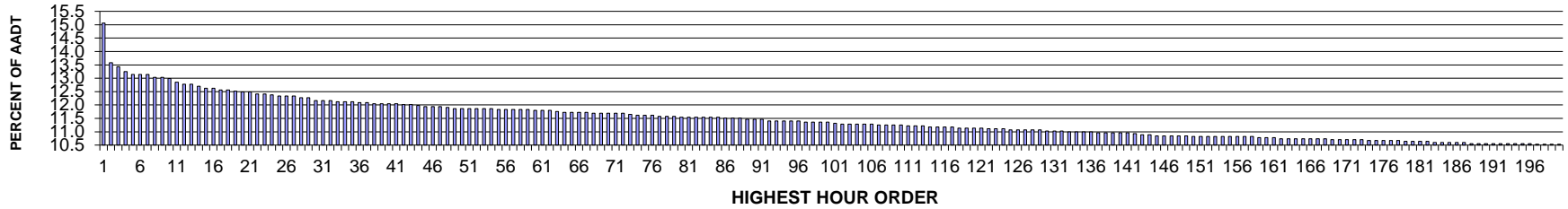
MO	DY	YR	DAY OF WK	HR	HR VOL	PERCENT OF AADT	HOUR NUMBER	AADT	NORTH VOLUME	SOUTH VOLUME	PERCENT NORTH IS OF TOTAL VOLUME	PERCENT SOUTH IS OF TOTAL VOLUME
11	8	2013	6	17	869	10.58	54	8214	475	394	54.66	45.34
6	14	2013	6	18	868	10.57	55	8214	547	321	63.02	36.98
7	21	2013	1	13	868	10.57	56	8214	377	491	43.43	56.57
7	19	2013	6	18	867	10.56	57	8214	560	307	64.59	35.41
8	11	2013	1	13	867	10.56	58	8214	408	459	47.06	52.94
8	11	2013	1	14	867	10.56	59	8214	384	483	44.29	55.71
10	11	2013	6	16	866	10.54	60	8214	480	386	55.43	44.57
8	9	2013	6	13	865	10.53	61	8214	403	462	46.59	53.41
7	26	2013	6	13	864	10.52	62	8214	427	437	49.42	50.58
8	16	2013	6	13	864	10.52	63	8214	428	436	49.54	50.46
5	17	2013	6	17	863	10.51	64	8214	495	368	57.36	42.64
7	19	2013	6	17	861	10.48	65	8214	542	319	62.95	37.05
6	7	2013	6	17	859	10.46	66	8214	505	354	58.79	41.21
9	20	2013	6	17	858	10.45	67	8214	467	391	54.43	45.57
6	28	2013	6	17	854	10.40	68	8214	520	334	60.89	39.11
7	7	2013	1	12	854	10.40	69	8214	263	591	30.80	69.20
10	18	2013	6	18	852	10.37	70	8214	518	334	60.80	39.20
5	12	2013	1	13	851	10.36	71	8214	358	493	42.07	57.93
7	7	2013	1	15	851	10.36	72	8214	347	504	40.78	59.22
8	16	2013	6	15	850	10.35	73	8214	433	417	50.94	49.06
8	2	2013	6	14	849	10.34	74	8214	419	430	49.35	50.65
10	4	2013	6	18	849	10.34	75	8214	473	376	55.71	44.29
7	21	2013	1	14	848	10.32	76	8214	393	455	46.34	53.66
8	17	2013	7	12	848	10.32	77	8214	414	434	48.82	51.18
5	10	2013	6	15	847	10.31	78	8214	461	386	54.43	45.57
6	28	2013	6	16	847	10.31	79	8214	482	365	56.91	43.09
8	30	2013	6	15	846	10.30	80	8214	498	348	58.87	41.13
5	31	2013	6	18	845	10.29	81	8214	543	302	64.26	35.74
7	6	2013	7	11	845	10.29	82	8214	379	466	44.85	55.15
7	28	2013	1	13	844	10.28	83	8214	360	484	42.65	57.35
5	27	2013	2	14	843	10.26	84	8214	267	576	31.67	68.33
7	5	2013	6	15	843	10.26	85	8214	473	370	56.11	43.89
8	10	2013	7	12	843	10.26	86	8214	384	459	45.55	54.45
8	23	2013	6	17	843	10.26	87	8214	513	330	60.85	39.15
7	5	2013	6	14	842	10.25	88	8214	437	405	51.90	48.10
8	4	2013	1	13	840	10.23	89	8214	373	467	44.40	55.60
8	9	2013	6	15	840	10.23	90	8214	451	389	53.69	46.31
7	3	2013	4	14	838	10.20	91	8214	477	361	56.92	43.08
7	5	2013	6	16	838	10.20	92	8214	453	385	54.06	45.94
7	12	2013	6	14	838	10.20	93	8214	444	394	52.98	47.02
7	13	2013	7	11	838	10.20	94	8214	484	354	57.76	42.24

MO	DY	YR	DAY OF WK	HR	HR VOL	PERCENT OF AADT	HOUR NUMBER	AADT	NORTH VOLUME	SOUTH VOLUME	PERCENT NORTH IS OF TOTAL VOLUME	PERCENT SOUTH IS OF TOTAL VOLUME
9	2	2013	2	14	838	10.20	95	8214	270	568	32.22	67.78
4	26	2013	6	17	837	10.19	96	8214	467	370	55.79	44.21
7	6	2013	7	12	837	10.19	97	8214	426	411	50.90	49.10
7	20	2013	7	13	837	10.19	98	8214	446	391	53.29	46.71
8	31	2013	7	14	837	10.19	99	8214	488	349	58.30	41.70
9	13	2013	6	17	837	10.19	100	8214	467	370	55.79	44.21
8	2	2013	6	12	836	10.18	101	8214	358	478	42.82	57.18
7	26	2013	6	17	835	10.17	102	8214	502	333	60.12	39.88
8	9	2013	6	14	835	10.17	103	8214	461	374	55.21	44.79
8	24	2013	7	12	834	10.15	104	8214	402	432	48.20	51.80
7	13	2013	7	18	833	10.14	105	8214	398	435	47.78	52.22
7	14	2013	1	12	832	10.13	106	8214	448	384	53.85	46.15
8	16	2013	6	18	832	10.13	107	8214	505	327	60.70	39.30
10	18	2013	6	16	832	10.13	108	8214	467	365	56.13	43.87
5	10	2013	6	17	831	10.12	109	8214	496	335	59.69	40.31
6	15	2013	7	12	831	10.12	110	8214	418	413	50.30	49.70
6	28	2013	6	18	831	10.12	111	8214	504	327	60.65	39.35
7	14	2013	1	17	831	10.12	112	8214	319	512	38.39	61.61
9	2	2013	2	12	831	10.12	113	8214	250	581	30.08	69.92
5	3	2013	6	17	830	10.10	114	8214	450	380	54.22	45.78
6	28	2013	6	15	829	10.09	115	8214	438	391	52.83	47.17
5	10	2013	6	16	828	10.08	116	8214	481	347	58.09	41.91
8	30	2013	6	19	828	10.08	117	8214	576	252	69.57	30.43
5	24	2013	6	16	827	10.07	118	8214	492	335	59.49	40.51
8	2	2013	6	15	826	10.06	119	8214	474	352	57.38	42.62
10	4	2013	6	16	825	10.04	120	8214	453	372	54.91	45.09
8	10	2013	7	13	822	10.01	121	8214	427	395	51.95	48.05
8	30	2013	6	14	822	10.01	122	8214	434	388	52.80	47.20
6	14	2013	6	16	821	10.00	123	8214	488	333	59.44	40.56
9	1	2013	1	14	820	9.98	124	8214	460	360	56.10	43.90
6	7	2013	6	18	817	9.95	125	8214	500	317	61.20	38.80
6	22	2013	7	12	817	9.95	126	8214	421	396	51.53	48.47
7	14	2013	1	15	817	9.95	127	8214	357	460	43.70	56.30
7	27	2013	7	14	817	9.95	128	8214	515	302	63.04	36.96
7	26	2013	6	14	816	9.93	129	8214	438	378	53.68	46.32
11	1	2013	6	16	816	9.93	130	8214	422	394	51.72	48.28
7	12	2013	6	13	815	9.92	131	8214	437	378	53.62	46.38
7	5	2013	6	18	814	9.91	132	8214	478	336	58.72	41.28
7	20	2013	7	12	814	9.91	133	8214	413	401	50.74	49.26
9	13	2013	6	18	814	9.91	134	8214	510	304	62.65	37.35
5	27	2013	2	12	813	9.90	135	8214	267	546	32.84	67.16

MO	DY	YR	DAY OF WK	HR	HR VOL	PERCENT OF AADT	HOUR NUMBER	AADT	NORTH VOLUME	SOUTH VOLUME	PERCENT NORTH IS OF TOTAL VOLUME	PERCENT SOUTH IS OF TOTAL VOLUME
7	12	2013	6	12	813	9.90	136	8214	396	417	48.71	51.29
7	14	2013	1	16	812	9.89	137	8214	335	477	41.26	58.74
11	1	2013	6	18	812	9.89	138	8214	493	319	60.71	39.29
4	26	2013	6	16	811	9.87	139	8214	446	365	54.99	45.01
6	16	2013	1	15	811	9.87	140	8214	394	417	48.58	51.42
8	23	2013	6	18	811	9.87	141	8214	509	302	62.76	37.24
10	20	2013	1	17	811	9.87	142	8214	311	500	38.35	61.65
7	12	2013	6	19	810	9.86	143	8214	548	262	67.65	32.35
6	16	2013	1	14	809	9.85	144	8214	375	434	46.35	53.65
8	3	2013	7	12	809	9.85	145	8214	392	417	48.45	51.55
9	27	2013	6	18	809	9.85	146	8214	521	288	64.40	35.60
5	25	2013	7	11	806	9.81	147	8214	429	377	53.23	46.77
6	30	2013	1	13	806	9.81	148	8214	428	378	53.10	46.90
11	8	2013	6	16	806	9.81	149	8214	429	377	53.23	46.77
8	4	2013	1	15	805	9.80	150	8214	330	475	40.99	59.01
8	18	2013	1	13	805	9.80	151	8214	385	420	47.83	52.17
7	19	2013	6	15	804	9.79	152	8214	445	359	55.35	44.65
7	27	2013	7	12	803	9.78	153	8214	449	354	55.92	44.08
5	25	2013	7	12	802	9.76	154	8214	432	370	53.87	46.13
6	16	2013	1	16	802	9.76	155	8214	349	453	43.52	56.48
9	1	2013	1	13	802	9.76	156	8214	420	382	52.37	47.63
9	6	2013	6	17	801	9.75	157	8214	449	352	56.05	43.95
10	11	2013	6	18	800	9.74	158	8214	525	275	65.63	34.38
5	3	2013	6	18	799	9.73	159	8214	504	295	63.08	36.92
5	3	2013	6	16	798	9.72	160	8214	427	371	53.51	46.49
8	18	2013	1	15	798	9.72	161	8214	375	423	46.99	53.01
5	27	2013	2	15	797	9.70	162	8214	255	542	31.99	68.01
7	19	2013	6	13	797	9.70	163	8214	404	393	50.69	49.31
8	17	2013	7	16	797	9.70	164	8214	434	363	54.45	45.55
11	1	2013	6	17	797	9.70	165	8214	445	352	55.83	44.17
7	7	2013	1	16	796	9.69	166	8214	320	476	40.20	59.80
10	25	2013	6	17	796	9.69	167	8214	439	357	55.15	44.85
7	12	2013	6	11	795	9.68	168	8214	366	429	46.04	53.96
7	1	2013	2	14	794	9.67	169	8214	429	365	54.03	45.97
7	26	2013	6	15	794	9.67	170	8214	442	352	55.67	44.33
8	18	2013	1	14	794	9.67	171	8214	354	440	44.58	55.42
6	30	2013	1	15	793	9.65	172	8214	408	385	51.45	48.55
7	20	2013	7	14	793	9.65	173	8214	454	339	57.25	42.75
7	26	2013	6	16	793	9.65	174	8214	476	317	60.03	39.97
8	16	2013	6	12	792	9.64	175	8214	339	453	42.80	57.20
8	23	2013	6	15	791	9.63	176	8214	425	366	53.73	46.27

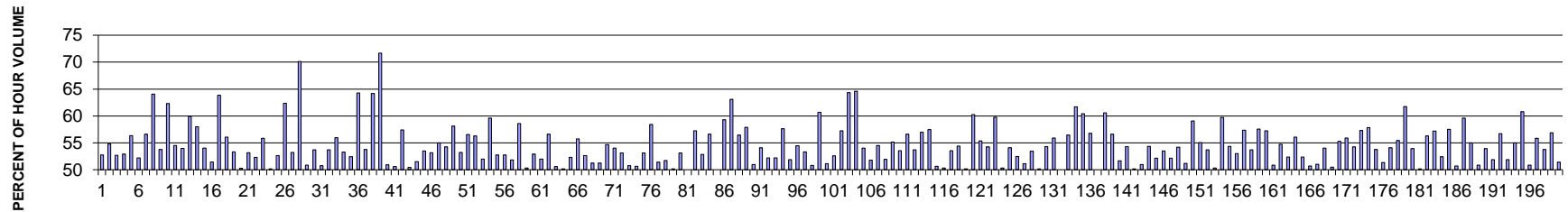
MO	DY	YR	DAY OF WK	HR	HR VOL	PERCENT OF AADT	HOUR NUMBER	AADT	NORTH VOLUME	SOUTH VOLUME	PERCENT NORTH IS OF TOTAL VOLUME	PERCENT SOUTH IS OF TOTAL VOLUME
7	3	2013	4	13	790	9.62	177	8214	426	364	53.92	46.08
7	4	2013	5	15	790	9.62	178	8214	514	276	65.06	34.94
7	6	2013	7	13	790	9.62	179	8214	357	433	45.19	54.81
9	6	2013	6	18	790	9.62	180	8214	498	292	63.04	36.96
5	31	2013	6	17	789	9.61	181	8214	488	301	61.85	38.15
8	16	2013	6	16	789	9.61	182	8214	448	341	56.78	43.22
8	22	2013	5	17	789	9.61	183	8214	414	375	52.47	47.53
8	25	2013	1	13	789	9.61	184	8214	335	454	42.46	57.54
9	20	2013	6	18	789	9.61	185	8214	493	296	62.48	37.52
6	28	2013	6	14	788	9.59	186	8214	383	405	48.60	51.40
7	4	2013	5	11	788	9.59	187	8214	515	273	65.36	34.64
7	6	2013	7	14	788	9.59	188	8214	412	376	52.28	47.72
8	3	2013	7	14	788	9.59	189	8214	447	341	56.73	43.27
5	31	2013	6	16	787	9.58	190	8214	429	358	54.51	45.49
7	21	2013	1	12	787	9.58	191	8214	375	412	47.65	52.35
3	8	2013	6	17	786	9.57	192	8214	432	354	54.96	45.04
4	12	2013	6	17	786	9.57	193	8214	452	334	57.51	42.49
9	27	2013	6	17	786	9.57	194	8214	450	336	57.25	42.75
4	12	2013	6	18	785	9.56	195	8214	486	299	61.91	38.09
8	15	2013	5	17	784	9.54	196	8214	447	337	57.02	42.98
5	17	2013	6	18	783	9.53	197	8214	468	315	59.77	40.23
5	24	2013	6	15	783	9.53	198	8214	456	327	58.24	41.76
5	27	2013	2	16	783	9.53	199	8214	293	490	37.42	62.58
7	28	2013	1	15	783	9.53	200	8214	306	477	39.08	60.92

**SR 002 MP 250.50 DAVENPORT ADC SITE R064
K FOR PEAK 200 HOURS OF 2013**



AADT= 2755 K 30 FACTOR= 12.16 K 100 FACTOR= 11.36 K 200 FACTOR= 10.53 D 30 FACTOR= 53.73

**SR 002 MP 250.50 DAVENPORT ADC SITE R064
D % IN THE PEAK 200 HOURS OF 2013**



MO	DY	YR	DAY OF WK	HR	HR VOL	PERCENT OF AADT	HOUR NUMBER	AADT	EAST VOLUME	WEST VOLUME	PERCENT EAST IS OF TOTAL VOLUME	PERCENT WEST IS OF TOTAL VOLUME
6	7	2013	6	17	415	15.06	1	2755	196	219	47.23	52.77
7	26	2013	6	17	374	13.58	2	2755	169	205	45.19	54.81
8	16	2013	6	14	370	13.43	3	2755	195	175	52.70	47.30
8	30	2013	6	16	365	13.25	4	2755	172	193	47.12	52.88
5	24	2013	6	16	362	13.14	5	2755	158	204	43.65	56.35
8	9	2013	6	16	362	13.14	6	2755	173	189	47.79	52.21
8	16	2013	6	17	362	13.14	7	2755	157	205	43.37	56.63
5	24	2013	6	17	359	13.03	8	2755	129	230	35.93	64.07
8	23	2013	6	17	359	13.03	9	2755	166	193	46.24	53.76
8	11	2013	1	14	358	12.99	10	2755	223	135	62.29	37.71
7	7	2013	1	13	354	12.85	11	2755	193	161	54.52	45.48
6	28	2013	6	15	352	12.78	12	2755	190	162	53.98	46.02

MO	DY	YR	DAY OF WK	HR	HR VOL	PERCENT OF AADT	HOUR NUMBER	AADT	EAST VOLUME	WEST VOLUME	PERCENT EAST IS OF TOTAL VOLUME	PERCENT WEST IS OF TOTAL VOLUME
8	11	2013	1	16	352	12.78	13	2755	211	141	59.94	40.06
7	7	2013	1	14	350	12.70	14	2755	203	147	58.00	42.00
8	8	2013	5	15	348	12.63	15	2755	188	160	54.02	45.98
8	23	2013	6	16	348	12.63	16	2755	169	179	48.56	51.44
8	9	2013	6	17	346	12.56	17	2755	125	221	36.13	63.87
8	30	2013	6	18	346	12.56	18	2755	152	194	43.93	56.07
7	28	2013	1	15	345	12.52	19	2755	184	161	53.33	46.67
8	11	2013	1	13	344	12.49	20	2755	171	173	49.71	50.29
8	16	2013	6	18	344	12.49	21	2755	161	183	46.80	53.20
7	19	2013	6	12	342	12.41	22	2755	179	163	52.34	47.66
8	18	2013	1	16	342	12.41	23	2755	191	151	55.85	44.15
8	18	2013	1	12	341	12.38	24	2755	170	171	49.85	50.15
7	21	2013	1	12	340	12.34	25	2755	161	179	47.35	52.65
8	11	2013	1	15	340	12.34	26	2755	212	128	62.35	37.65
8	16	2013	6	15	340	12.34	27	2755	159	181	46.76	53.24
5	27	2013	2	16	338	12.27	28	2755	237	101	70.12	29.88
9	13	2013	6	16	338	12.27	29	2755	172	166	50.89	49.11
7	19	2013	6	15	335	12.16	30	2755	155	180	46.27	53.73
8	16	2013	6	16	335	12.16	31	2755	170	165	50.75	49.25
8	18	2013	1	15	335	12.16	32	2755	180	155	53.73	46.27
7	12	2013	6	17	334	12.12	33	2755	147	187	44.01	55.99
7	18	2013	5	16	334	12.12	34	2755	156	178	46.71	53.29
8	9	2013	6	15	334	12.12	35	2755	175	159	52.40	47.60
5	27	2013	2	14	333	12.09	36	2755	214	119	64.26	35.74
7	19	2013	6	17	333	12.09	37	2755	154	179	46.25	53.75
5	24	2013	6	18	332	12.05	38	2755	119	213	35.84	64.16
5	27	2013	2	15	332	12.05	39	2755	238	94	71.69	28.31
7	28	2013	1	14	332	12.05	40	2755	169	163	50.90	49.10
8	23	2013	6	15	332	12.05	41	2755	164	168	49.40	50.60
8	9	2013	6	14	331	12.01	42	2755	141	190	42.60	57.40
11	27	2013	4	16	331	12.01	43	2755	164	167	49.55	50.45
7	21	2013	1	14	330	11.98	44	2755	170	160	51.52	48.48
6	14	2013	6	18	329	11.94	45	2755	153	176	46.50	53.50
7	19	2013	6	16	329	11.94	46	2755	154	175	46.81	53.19
8	24	2013	7	14	329	11.94	47	2755	181	148	55.02	44.98
6	28	2013	6	17	328	11.91	48	2755	150	178	45.73	54.27
5	27	2013	2	13	327	11.87	49	2755	190	137	58.10	41.90
7	27	2013	7	12	327	11.87	50	2755	153	174	46.79	53.21
8	2	2013	6	15	327	11.87	51	2755	142	185	43.43	56.57
8	2	2013	6	17	327	11.87	52	2755	143	184	43.73	56.27
8	16	2013	6	13	327	11.87	53	2755	170	157	51.99	48.01

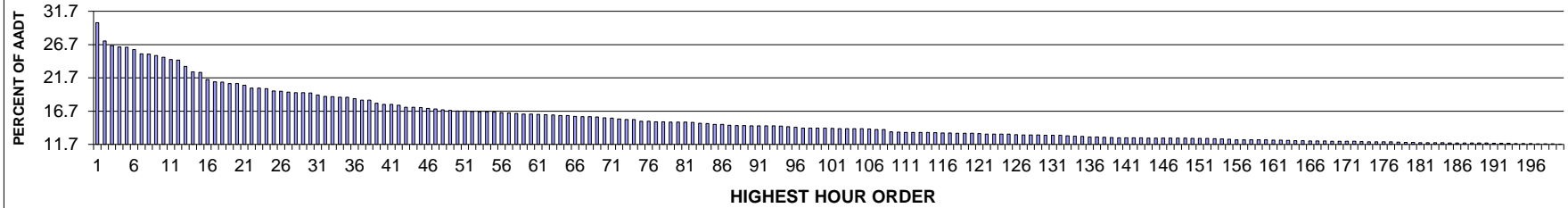
MO	DY	YR	DAY OF WK	HR	HR VOL	PERCENT OF AADT	HOUR NUMBER	AADT	EAST VOLUME	WEST VOLUME	PERCENT EAST IS OF TOTAL VOLUME	PERCENT WEST IS OF TOTAL VOLUME
9	2	2013	2	13	327	11.87	54	2755	195	132	59.63	40.37
7	12	2013	6	15	326	11.83	55	2755	172	154	52.76	47.24
7	14	2013	1	15	326	11.83	56	2755	172	154	52.76	47.24
7	26	2013	6	15	326	11.83	57	2755	169	157	51.84	48.16
8	9	2013	6	13	326	11.83	58	2755	135	191	41.41	58.59
9	2	2013	2	15	326	11.83	59	2755	162	164	49.69	50.31
7	26	2013	6	13	325	11.80	60	2755	153	172	47.08	52.92
8	10	2013	7	13	325	11.80	61	2755	156	169	48.00	52.00
9	2	2013	2	14	325	11.80	62	2755	184	141	56.62	43.38
7	26	2013	6	14	324	11.76	63	2755	160	164	49.38	50.62
7	3	2013	4	16	323	11.72	64	2755	161	162	49.85	50.15
8	2	2013	6	14	323	11.72	65	2755	169	154	52.32	47.68
8	8	2013	5	17	323	11.72	66	2755	143	180	44.27	55.73
8	25	2013	1	14	323	11.72	67	2755	170	153	52.63	47.37
6	7	2013	6	16	322	11.69	68	2755	165	157	51.24	48.76
6	7	2013	6	18	322	11.69	69	2755	165	157	51.24	48.76
7	12	2013	6	16	322	11.69	70	2755	146	176	45.34	54.66
7	19	2013	6	13	322	11.69	71	2755	148	174	45.96	54.04
9	6	2013	6	16	322	11.69	72	2755	171	151	53.11	46.89
7	21	2013	1	13	321	11.65	73	2755	163	158	50.78	49.22
8	2	2013	6	16	320	11.62	74	2755	158	162	49.38	50.63
8	10	2013	7	12	320	11.62	75	2755	150	170	46.88	53.13
9	13	2013	6	17	320	11.62	76	2755	133	187	41.56	58.44
8	2	2013	6	13	319	11.58	77	2755	164	155	51.41	48.59
8	17	2013	7	13	319	11.58	78	2755	165	154	51.72	48.28
8	25	2013	1	13	319	11.58	79	2755	159	160	49.84	50.16
7	20	2013	7	12	318	11.54	80	2755	149	169	46.86	53.14
7	24	2013	4	14	318	11.54	81	2755	159	159	50.00	50.00
8	18	2013	1	14	318	11.54	82	2755	182	136	57.23	42.77
8	23	2013	6	14	318	11.54	83	2755	150	168	47.17	52.83
8	31	2013	7	12	318	11.54	84	2755	180	138	56.60	43.40
11	27	2013	4	15	318	11.54	85	2755	159	159	50.00	50.00
6	23	2013	1	15	317	11.51	86	2755	188	129	59.31	40.69
8	9	2013	6	18	317	11.51	87	2755	117	200	36.91	63.09
8	23	2013	6	13	317	11.51	88	2755	179	138	56.47	43.53
6	28	2013	6	18	316	11.47	89	2755	183	133	57.91	42.09
7	7	2013	1	12	316	11.47	90	2755	161	155	50.95	49.05
8	18	2013	1	18	316	11.47	91	2755	171	145	54.11	45.89
6	14	2013	6	12	314	11.40	92	2755	164	150	52.23	47.77
7	11	2013	5	16	314	11.40	93	2755	164	150	52.23	47.77
7	21	2013	1	17	314	11.40	94	2755	181	133	57.64	42.36

MO	DY	YR	DAY OF WK	HR	HR VOL	PERCENT OF AADT	HOUR NUMBER	AADT	EAST VOLUME	WEST VOLUME	PERCENT EAST IS OF TOTAL VOLUME	PERCENT WEST IS OF TOTAL VOLUME
8	10	2013	7	11	314	11.40	95	2755	163	151	51.91	48.09
8	16	2013	6	12	314	11.40	96	2755	171	143	54.46	45.54
6	28	2013	6	16	313	11.36	97	2755	167	146	53.35	46.65
7	7	2013	1	15	313	11.36	98	2755	159	154	50.80	49.20
7	21	2013	1	15	313	11.36	99	2755	190	123	60.70	39.30
8	24	2013	7	12	313	11.36	100	2755	160	153	51.12	48.88
8	18	2013	1	13	312	11.32	101	2755	164	148	52.56	47.44
3	29	2013	6	17	311	11.29	102	2755	133	178	42.77	57.23
5	27	2013	2	17	311	11.29	103	2755	200	111	64.31	35.69
6	30	2013	1	18	311	11.29	104	2755	110	201	35.37	64.63
7	18	2013	5	17	311	11.29	105	2755	168	143	54.02	45.98
9	20	2013	6	16	311	11.29	106	2755	150	161	48.23	51.77
5	31	2013	6	16	310	11.25	107	2755	141	169	45.48	54.52
7	12	2013	6	18	310	11.25	108	2755	149	161	48.06	51.94
7	14	2013	1	17	310	11.25	109	2755	171	139	55.16	44.84
7	28	2013	1	17	310	11.25	110	2755	166	144	53.55	46.45
7	28	2013	1	16	309	11.22	111	2755	175	134	56.63	43.37
8	9	2013	6	11	309	11.22	112	2755	143	166	46.28	53.72
10	11	2013	6	18	309	11.22	113	2755	133	176	43.04	56.96
5	31	2013	6	18	308	11.18	114	2755	131	177	42.53	57.47
6	28	2013	6	14	308	11.18	115	2755	156	152	50.65	49.35
8	5	2013	2	14	308	11.18	116	2755	153	155	49.68	50.32
8	30	2013	6	17	308	11.18	117	2755	143	165	46.43	53.57
5	17	2013	6	15	307	11.14	118	2755	140	167	45.60	54.40
6	21	2013	6	15	307	11.14	119	2755	154	153	50.16	49.84
8	2	2013	6	12	307	11.14	120	2755	185	122	60.26	39.74
8	15	2013	5	13	307	11.14	121	2755	170	137	55.37	44.63
5	24	2013	6	15	306	11.11	122	2755	140	166	45.75	54.25
5	31	2013	6	17	306	11.11	123	2755	123	183	40.20	59.80
8	22	2013	5	17	306	11.11	124	2755	152	154	49.67	50.33
6	30	2013	1	15	305	11.07	125	2755	165	140	54.10	45.90
7	3	2013	4	15	305	11.07	126	2755	145	160	47.54	52.46
7	19	2013	6	11	305	11.07	127	2755	149	156	48.85	51.15
8	1	2013	5	14	305	11.07	128	2755	142	163	46.56	53.44
8	31	2013	7	11	305	11.07	129	2755	152	153	49.84	50.16
7	5	2013	6	13	304	11.03	130	2755	139	165	45.72	54.28
8	1	2013	5	17	304	11.03	131	2755	170	134	55.92	44.08
8	2	2013	6	18	304	11.03	132	2755	152	152	50.00	50.00
7	3	2013	4	18	303	11.00	133	2755	132	171	43.56	56.44
7	7	2013	1	16	303	11.00	134	2755	187	116	61.72	38.28
8	3	2013	7	13	303	11.00	135	2755	183	120	60.40	39.60

MO	DY	YR	DAY OF WK	HR	HR VOL	PERCENT OF AADT	HOUR NUMBER	AADT	EAST VOLUME	WEST VOLUME	PERCENT EAST IS OF TOTAL VOLUME	PERCENT WEST IS OF TOTAL VOLUME
9	2	2013	2	12	303	11.00	136	2755	172	131	56.77	43.23
6	14	2013	6	15	302	10.96	137	2755	151	151	50.00	50.00
6	23	2013	1	13	302	10.96	138	2755	183	119	60.60	39.40
8	1	2013	5	13	302	10.96	139	2755	171	131	56.62	43.38
8	12	2013	2	14	302	10.96	140	2755	156	146	51.66	48.34
8	22	2013	5	13	302	10.96	141	2755	164	138	54.30	45.70
6	30	2013	1	16	301	10.93	142	2755	151	150	50.17	49.83
7	26	2013	6	18	300	10.89	143	2755	147	153	49.00	51.00
8	23	2013	6	18	300	10.89	144	2755	163	137	54.33	45.67
7	5	2013	6	12	299	10.85	145	2755	156	143	52.17	47.83
7	19	2013	6	18	299	10.85	146	2755	139	160	46.49	53.51
7	26	2013	6	16	299	10.85	147	2755	143	156	47.83	52.17
8	11	2013	1	17	299	10.85	148	2755	162	137	54.18	45.82
8	25	2013	1	15	299	10.85	149	2755	153	146	51.17	48.83
5	10	2013	6	17	298	10.82	150	2755	122	176	40.94	59.06
5	10	2013	6	18	298	10.82	151	2755	134	164	44.97	55.03
5	25	2013	7	12	298	10.82	152	2755	138	160	46.31	53.69
6	14	2013	6	17	298	10.82	153	2755	148	150	49.66	50.34
6	23	2013	1	12	298	10.82	154	2755	178	120	59.73	40.27
7	14	2013	1	14	298	10.82	155	2755	162	136	54.36	45.64
8	4	2013	1	14	298	10.82	156	2755	158	140	53.02	46.98
8	24	2013	7	11	298	10.82	157	2755	171	127	57.38	42.62
8	30	2013	6	15	298	10.82	158	2755	138	160	46.31	53.69
4	19	2013	6	16	297	10.78	159	2755	126	171	42.42	57.58
8	3	2013	7	11	297	10.78	160	2755	170	127	57.24	42.76
8	23	2013	6	12	297	10.78	161	2755	146	151	49.16	50.84
6	21	2013	6	17	296	10.74	162	2755	134	162	45.27	54.73
7	5	2013	6	14	296	10.74	163	2755	141	155	47.64	52.36
7	25	2013	5	14	296	10.74	164	2755	166	130	56.08	43.92
8	15	2013	5	15	296	10.74	165	2755	141	155	47.64	52.36
8	16	2013	6	11	296	10.74	166	2755	146	150	49.32	50.68
8	22	2013	5	16	296	10.74	167	2755	151	145	51.01	48.99
8	29	2013	5	17	296	10.74	168	2755	136	160	45.95	54.05
5	10	2013	6	15	295	10.71	169	2755	149	146	50.51	49.49
6	28	2013	6	13	295	10.71	170	2755	163	132	55.25	44.75
7	23	2013	3	16	295	10.71	171	2755	165	130	55.93	44.07
7	30	2013	3	14	295	10.71	172	2755	160	135	54.24	45.76
8	2	2013	6	11	295	10.71	173	2755	169	126	57.29	42.71
8	4	2013	1	18	294	10.67	174	2755	170	124	57.82	42.18
8	14	2013	4	16	294	10.67	175	2755	136	158	46.26	53.74
8	30	2013	6	14	294	10.67	176	2755	151	143	51.36	48.64

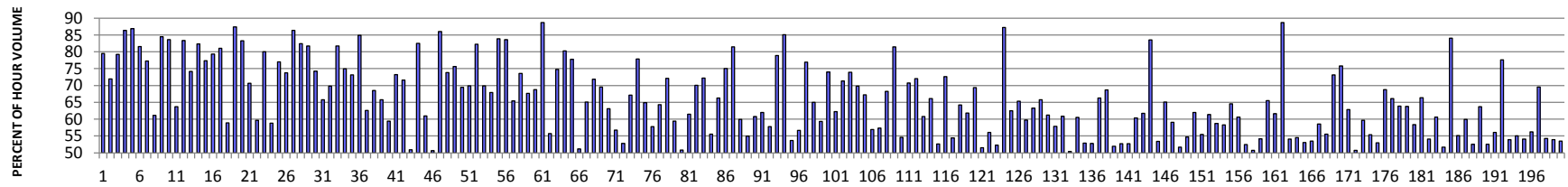
MO	DY	YR	DAY OF WK	HR	HR VOL	PERCENT OF AADT	HOUR NUMBER	AADT	EAST VOLUME	WEST VOLUME	PERCENT EAST IS OF TOTAL VOLUME	PERCENT WEST IS OF TOTAL VOLUME
9	13	2013	6	15	294	10.67	177	2755	159	135	54.08	45.92
10	11	2013	6	16	294	10.67	178	2755	131	163	44.56	55.44
5	25	2013	7	11	293	10.64	179	2755	112	181	38.23	61.77
8	13	2013	3	14	293	10.64	180	2755	158	135	53.92	46.08
8	30	2013	6	13	293	10.64	181	2755	146	147	49.83	50.17
9	20	2013	6	17	293	10.64	182	2755	128	165	43.69	56.31
4	12	2013	6	18	292	10.60	183	2755	167	125	57.19	42.81
5	3	2013	6	17	292	10.60	184	2755	139	153	47.60	52.40
8	8	2013	5	14	292	10.60	185	2755	124	168	42.47	57.53
8	22	2013	5	12	292	10.60	186	2755	148	144	50.68	49.32
9	2	2013	2	16	292	10.60	187	2755	174	118	59.59	40.41
5	24	2013	6	14	291	10.56	188	2755	131	160	45.02	54.98
7	12	2013	6	12	291	10.56	189	2755	143	148	49.14	50.86
7	19	2013	6	14	291	10.56	190	2755	134	157	46.05	53.95
8	15	2013	5	12	291	10.56	191	2755	151	140	51.89	48.11
8	15	2013	5	16	291	10.56	192	2755	165	126	56.70	43.30
8	22	2013	5	15	291	10.56	193	2755	151	140	51.89	48.11
9	27	2013	6	16	291	10.56	194	2755	131	160	45.02	54.98
9	27	2013	6	17	291	10.56	195	2755	114	177	39.18	60.82
12	1	2013	1	15	291	10.56	196	2755	148	143	50.86	49.14
6	13	2013	5	17	290	10.53	197	2755	162	128	55.86	44.14
6	21	2013	6	18	290	10.53	198	2755	134	156	46.21	53.79
7	11	2013	5	15	290	10.53	199	2755	165	125	56.90	43.10
7	12	2013	6	13	290	10.53	200	2755	149	141	51.38	48.62

SR 026 MP 43.06 OTHELLO EAST ADC SITE R066
K FOR PEAK 200 HOURS OF 2013
Recreational Site



AADT= 2780 K 30 FACTOR= 19.42 K 100 FACTOR= 14.14 K 200 FACTOR= 11.76 D 100 FACTOR= 74.05

SR 026 MP 43.06 OTHELLO EAST ADC SITE R066
D % IN THE PEAK 200 HOURS OF 2013



MO	DY	YR	DAY OF WK	HR	HR VOL	PERCENT OF AADT	HOUR NUMBER	AADT	EAST VOLUME	WEST VOLUME	PERCENT EAST IS OF TOTAL VOLUME	PERCENT WEST IS OF TOTAL VOLUME
10	11	2013	6	15	834	30.00	1	2780	663	171	79.50	20.50
10	11	2013	6	16	757	27.23	2	2780	545	212	71.99	28.01
10	11	2013	6	14	738	26.55	3	2780	585	153	79.27	20.73
4	14	2013	1	14	732	26.33	4	2780	100	632	13.66	86.34
10	13	2013	1	13	731	26.29	5	2780	96	635	13.13	86.87
4	14	2013	1	15	722	25.97	6	2780	133	589	18.42	81.58
4	12	2013	6	15	704	25.32	7	2780	544	160	77.27	22.73
5	3	2013	6	15	703	25.29	8	2780	430	273	61.17	38.83
10	13	2013	1	14	697	25.07	9	2780	108	589	15.49	84.51
10	13	2013	1	15	690	24.82	10	2780	113	577	16.38	83.62
5	3	2013	6	14	680	24.46	11	2780	433	247	63.68	36.32
4	12	2013	6	14	678	24.39	12	2780	565	113	83.33	16.67

MO	DY	YR	DAY OF WK	HR	HR VOL	PERCENT OF AADT	HOUR NUMBER	AADT	EAST VOLUME	WEST VOLUME	PERCENT EAST IS OF TOTAL VOLUME	PERCENT WEST IS OF TOTAL VOLUME
10	11	2013	6	17	651	23.42	13	2780	483	168	74.19	25.81
4	12	2013	6	13	628	22.59	14	2780	517	111	82.32	17.68
4	14	2013	1	16	626	22.52	15	2780	142	484	22.68	77.32
10	13	2013	1	16	596	21.44	16	2780	123	473	20.64	79.36
3	8	2013	6	17	587	21.12	17	2780	111	476	18.91	81.09
5	3	2013	6	16	586	21.08	18	2780	345	241	58.87	41.13
10	13	2013	1	12	580	20.86	19	2780	73	507	12.59	87.41
3	8	2013	6	16	579	20.83	20	2780	97	482	16.75	83.25
9	27	2013	6	17	573	20.61	21	2780	168	405	29.32	70.68
5	3	2013	6	13	561	20.18	22	2780	335	226	59.71	40.29
10	11	2013	6	13	561	20.18	23	2780	449	112	80.04	19.96
5	3	2013	6	17	558	20.07	24	2780	328	230	58.78	41.22
8	30	2013	6	17	549	19.75	25	2780	126	423	22.95	77.05
9	27	2013	6	16	548	19.71	26	2780	144	404	26.28	73.72
4	14	2013	1	13	544	19.57	27	2780	74	470	13.60	86.40
3	8	2013	6	18	541	19.46	28	2780	95	446	17.56	82.44
5	5	2013	1	15	541	19.46	29	2780	99	442	18.30	81.70
8	30	2013	6	18	540	19.42	30	2780	139	401	25.74	74.26
10	11	2013	6	18	532	19.14	31	2780	350	182	65.79	34.21
9	27	2013	6	15	526	18.92	32	2780	159	367	30.23	69.77
3	8	2013	6	15	525	18.88	33	2780	96	429	18.29	81.71
4	12	2013	6	16	523	18.81	34	2780	392	131	74.95	25.05
4	14	2013	1	17	522	18.78	35	2780	140	382	26.82	73.18
5	5	2013	1	13	516	18.56	36	2780	78	438	15.12	84.88
9	20	2013	6	17	511	18.38	37	2780	320	191	62.62	37.38
10	13	2013	1	17	511	18.38	38	2780	161	350	31.51	68.49
9	29	2013	1	16	497	17.88	39	2780	327	170	65.79	34.21
9	20	2013	6	18	493	17.73	40	2780	293	200	59.43	40.57
9	27	2013	6	18	493	17.73	41	2780	132	361	26.77	73.23
2	18	2013	2	17	489	17.59	42	2780	350	139	71.57	28.43
5	3	2013	6	18	481	17.30	43	2780	245	236	50.94	49.06
5	4	2013	7	16	480	17.27	44	2780	84	396	17.50	82.50
4	12	2013	6	17	479	17.23	45	2780	292	187	60.96	39.04
8	11	2013	1	15	476	17.12	46	2780	241	235	50.63	49.37
5	5	2013	1	14	473	17.01	47	2780	66	407	13.95	86.05
9	29	2013	1	19	470	16.91	48	2780	347	123	73.83	26.17
8	30	2013	6	19	468	16.83	49	2780	114	354	24.36	75.64
8	10	2013	7	13	465	16.73	50	2780	323	142	69.46	30.54
9	29	2013	1	18	465	16.73	51	2780	325	140	69.89	30.11
9	22	2013	1	13	463	16.65	52	2780	82	381	17.71	82.29
8	10	2013	7	12	461	16.58	53	2780	322	139	69.85	30.15

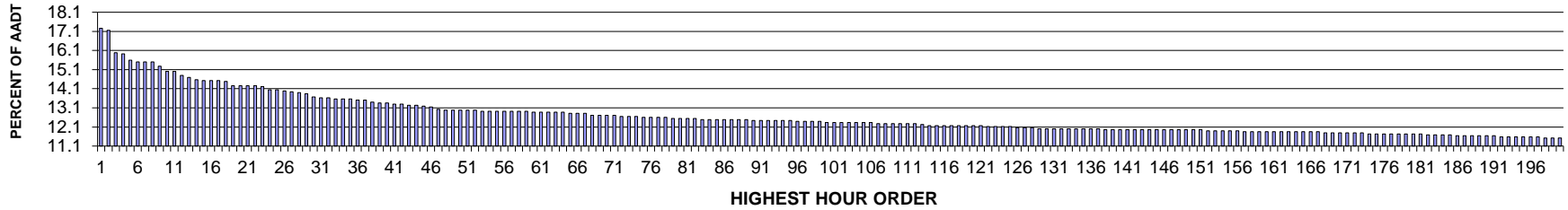
MO	DY	YR	DAY OF WK	HR	HR VOL	PERCENT OF AADT	HOUR NUMBER	AADT	EAST VOLUME	WEST VOLUME	PERCENT EAST IS OF TOTAL VOLUME	PERCENT WEST IS OF TOTAL VOLUME
9	2	2013	2	17	461	16.58	54	2780	313	148	67.90	32.10
4	14	2013	1	12	460	16.55	55	2780	74	386	16.09	83.91
5	4	2013	7	17	458	16.47	56	2780	75	383	16.38	83.62
9	2	2013	2	16	457	16.44	57	2780	299	158	65.43	34.57
2	18	2013	2	16	454	16.33	58	2780	334	120	73.57	26.43
2	15	2013	6	17	452	16.26	59	2780	146	306	32.30	67.70
9	29	2013	1	17	452	16.26	60	2780	311	141	68.81	31.19
10	13	2013	1	11	451	16.22	61	2780	51	400	11.31	88.69
5	3	2013	6	12	449	16.15	62	2780	250	199	55.68	44.32
10	11	2013	6	12	448	16.12	63	2780	335	113	74.78	25.22
5	5	2013	1	16	446	16.04	64	2780	88	358	19.73	80.27
8	10	2013	7	11	446	16.04	65	2780	347	99	77.80	22.20
8	11	2013	1	14	442	15.90	66	2780	216	226	48.87	51.13
8	9	2013	6	15	441	15.86	67	2780	287	154	65.08	34.92
8	30	2013	6	16	441	15.86	68	2780	124	317	28.12	71.88
9	2	2013	2	18	440	15.83	69	2780	306	134	69.55	30.45
9	27	2013	6	14	436	15.68	70	2780	161	275	36.93	63.07
5	3	2013	6	19	435	15.65	71	2780	247	188	56.78	43.22
5	4	2013	7	12	432	15.54	72	2780	228	204	52.78	47.22
2	15	2013	6	15	429	15.43	73	2780	141	288	32.87	67.13
3	8	2013	6	14	429	15.43	74	2780	95	334	22.14	77.86
8	10	2013	7	14	422	15.18	75	2780	274	148	64.93	35.07
9	13	2013	6	17	422	15.18	76	2780	244	178	57.82	42.18
2	18	2013	2	15	420	15.11	77	2780	270	150	64.29	35.71
9	27	2013	6	19	420	15.11	78	2780	117	303	27.86	72.14
8	16	2013	6	15	419	15.07	79	2780	249	170	59.43	40.57
9	13	2013	6	16	419	15.07	80	2780	213	206	50.84	49.16
5	4	2013	7	11	418	15.04	81	2780	257	161	61.48	38.52
9	22	2013	1	14	417	15.00	82	2780	125	292	29.98	70.02
9	15	2013	1	13	414	14.89	83	2780	115	299	27.78	72.22
8	11	2013	1	13	412	14.82	84	2780	183	229	44.42	55.58
2	15	2013	6	16	409	14.71	85	2780	138	271	33.74	66.26
5	4	2013	7	14	409	14.71	86	2780	102	307	24.94	75.06
5	4	2013	7	15	405	14.57	87	2780	75	330	18.52	81.48
8	11	2013	1	17	404	14.53	88	2780	162	242	40.10	59.90
8	16	2013	6	16	404	14.53	89	2780	222	182	54.95	45.05
8	10	2013	7	15	403	14.50	90	2780	245	158	60.79	39.21
8	30	2013	6	15	403	14.50	91	2780	153	250	37.97	62.03
9	2	2013	2	15	403	14.50	92	2780	233	170	57.82	42.18
9	22	2013	1	12	403	14.50	93	2780	85	318	21.09	78.91
5	5	2013	1	12	402	14.46	94	2780	60	342	14.93	85.07

MO	DY	YR	DAY OF WK	HR	HR VOL	PERCENT OF AADT	HOUR NUMBER	AADT	EAST VOLUME	WEST VOLUME	PERCENT EAST IS OF TOTAL VOLUME	PERCENT WEST IS OF TOTAL VOLUME
8	18	2013	1	15	399	14.35	95	2780	185	214	46.37	53.63
8	11	2013	1	16	397	14.28	96	2780	172	225	43.32	56.68
8	10	2013	7	10	394	14.17	97	2780	303	91	76.90	23.10
10	13	2013	1	18	394	14.17	98	2780	138	256	35.03	64.97
8	9	2013	6	17	393	14.14	99	2780	233	160	59.29	40.71
9	15	2013	1	12	393	14.14	100	2780	102	291	25.95	74.05
5	3	2013	6	11	392	14.10	101	2780	244	148	62.24	37.76
2	15	2013	6	18	391	14.06	102	2780	112	279	28.64	71.36
4	12	2013	6	12	391	14.06	103	2780	289	102	73.91	26.09
9	15	2013	1	14	391	14.06	104	2780	118	273	30.18	69.82
9	22	2013	1	15	391	14.06	105	2780	128	263	32.74	67.26
8	16	2013	6	17	390	14.03	106	2780	222	168	56.92	43.08
9	20	2013	6	16	387	13.92	107	2780	222	165	57.36	42.64
9	22	2013	1	16	387	13.92	108	2780	123	264	31.78	68.22
9	29	2013	1	20	378	13.60	109	2780	308	70	81.48	18.52
5	10	2013	6	16	377	13.56	110	2780	171	206	45.36	54.64
2	18	2013	2	18	376	13.53	111	2780	266	110	70.74	29.26
7	26	2013	6	18	375	13.49	112	2780	105	270	28.00	72.00
8	9	2013	6	14	375	13.49	113	2780	228	147	60.80	39.20
9	29	2013	1	15	375	13.49	114	2780	248	127	66.13	33.87
10	18	2013	6	16	374	13.45	115	2780	177	197	47.33	52.67
5	5	2013	1	17	373	13.42	116	2780	102	271	27.35	72.65
8	9	2013	6	16	373	13.42	117	2780	203	170	54.42	45.58
9	15	2013	1	15	372	13.38	118	2780	133	239	35.75	64.25
10	11	2013	6	19	372	13.38	119	2780	230	142	61.83	38.17
11	3	2013	1	15	372	13.38	120	2780	114	258	30.65	69.35
11	1	2013	6	17	371	13.35	121	2780	191	180	51.48	48.52
9	13	2013	6	15	369	13.27	122	2780	207	162	56.10	43.90
10	18	2013	6	17	369	13.27	123	2780	176	193	47.70	52.30
5	4	2013	7	18	368	13.24	124	2780	47	321	12.77	87.23
11	8	2013	6	16	368	13.24	125	2780	138	230	37.50	62.50
5	4	2013	7	13	366	13.17	126	2780	127	239	34.70	65.30
9	2	2013	2	14	365	13.13	127	2780	218	147	59.73	40.27
9	27	2013	6	13	365	13.13	128	2780	134	231	36.71	63.29
11	8	2013	6	17	365	13.13	129	2780	125	240	34.25	65.75
11	8	2013	6	15	364	13.09	130	2780	141	223	38.74	61.26
4	12	2013	6	18	363	13.06	131	2780	210	153	57.85	42.15
8	12	2013	2	15	363	13.06	132	2780	221	142	60.88	39.12
3	29	2013	6	17	361	12.99	133	2780	179	182	49.58	50.42
3	29	2013	6	16	360	12.95	134	2780	142	218	39.44	60.56
10	18	2013	6	15	359	12.91	135	2780	169	190	47.08	52.92

MO	DY	YR	DAY OF WK	HR	HR VOL	PERCENT OF AADT	HOUR NUMBER	AADT	EAST VOLUME	WEST VOLUME	PERCENT EAST IS OF TOTAL VOLUME	PERCENT WEST IS OF TOTAL VOLUME
4	19	2013	6	17	356	12.81	136	2780	188	168	52.81	47.19
11	8	2013	6	18	356	12.81	137	2780	120	236	33.71	66.29
6	14	2013	6	18	355	12.77	138	2780	111	244	31.27	68.73
9	13	2013	6	18	354	12.73	139	2780	184	170	51.98	48.02
5	3	2013	6	20	353	12.70	140	2780	186	167	52.69	47.31
8	12	2013	2	14	353	12.70	141	2780	186	167	52.69	47.31
8	17	2013	7	16	353	12.70	142	2780	213	140	60.34	39.66
8	25	2013	1	15	353	12.70	143	2780	135	218	38.24	61.76
3	8	2013	6	19	352	12.66	144	2780	58	294	16.48	83.52
6	14	2013	6	15	352	12.66	145	2780	164	188	46.59	53.41
9	29	2013	1	14	352	12.66	146	2780	229	123	65.06	34.94
10	4	2013	6	18	352	12.66	147	2780	144	208	40.91	59.09
10	20	2013	1	17	352	12.66	148	2780	182	170	51.70	48.30
9	20	2013	6	19	351	12.63	149	2780	192	159	54.70	45.30
3	29	2013	6	18	350	12.59	150	2780	133	217	38.00	62.00
6	14	2013	6	17	350	12.59	151	2780	156	194	44.57	55.43
8	16	2013	6	14	350	12.59	152	2780	215	135	61.43	38.57
7	7	2013	1	16	349	12.55	153	2780	144	205	41.26	58.74
7	7	2013	1	15	348	12.52	154	2780	145	203	41.67	58.33
8	15	2013	5	14	347	12.48	155	2780	224	123	64.55	35.45
8	9	2013	6	13	345	12.41	156	2780	209	136	60.58	39.42
8	11	2013	1	12	345	12.41	157	2780	164	181	47.54	52.46
8	18	2013	1	17	345	12.41	158	2780	175	170	50.72	49.28
8	23	2013	6	16	345	12.41	159	2780	187	158	54.20	45.80
11	11	2013	2	17	345	12.41	160	2780	226	119	65.51	34.49
9	14	2013	7	12	344	12.37	161	2780	212	132	61.63	38.37
10	13	2013	1	10	344	12.37	162	2780	39	305	11.34	88.66
8	2	2013	6	14	342	12.30	163	2780	185	157	54.09	45.91
8	16	2013	6	13	341	12.27	164	2780	186	155	54.55	45.45
8	23	2013	6	17	341	12.27	165	2780	181	160	53.08	46.92
5	2	2013	5	17	340	12.23	166	2780	158	182	46.47	53.53
8	15	2013	5	16	340	12.23	167	2780	199	141	58.53	41.47
10	25	2013	6	16	340	12.23	168	2780	151	189	44.41	55.59
3	8	2013	6	13	339	12.19	169	2780	91	248	26.84	73.16
5	4	2013	7	10	339	12.19	170	2780	257	82	75.81	24.19
10	4	2013	6	17	339	12.19	171	2780	126	213	37.17	62.83
11	1	2013	6	15	339	12.19	172	2780	167	172	49.26	50.74
6	14	2013	6	16	337	12.12	173	2780	136	201	40.36	59.64
4	19	2013	6	14	336	12.09	174	2780	186	150	55.36	44.64
8	12	2013	2	17	336	12.09	175	2780	158	178	47.02	52.98
10	31	2013	5	15	336	12.09	176	2780	231	105	68.75	31.25

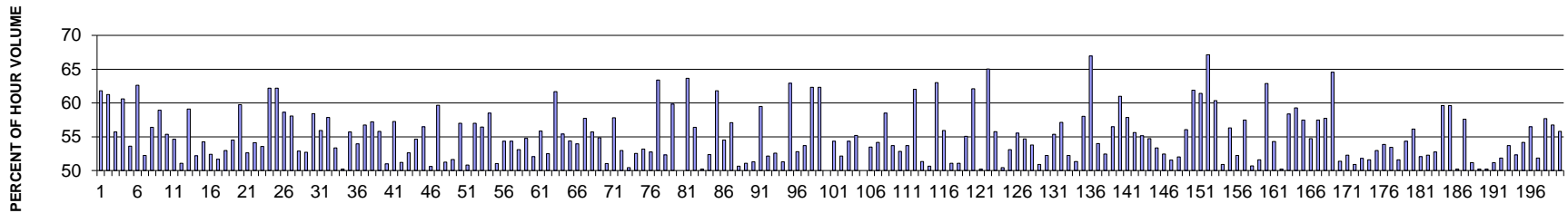
MO	DY	YR	DAY OF WK	HR	HR VOL	PERCENT OF AADT	HOUR NUMBER	AADT	EAST VOLUME	WEST VOLUME	PERCENT EAST IS OF TOTAL VOLUME	PERCENT WEST IS OF TOTAL VOLUME
11	3	2013	1	14	336	12.09	177	2780	114	222	33.93	66.07
6	21	2013	6	18	335	12.05	178	2780	121	214	36.12	63.88
7	12	2013	6	18	334	12.01	179	2780	121	213	36.23	63.77
10	20	2013	1	15	334	12.01	180	2780	139	195	41.62	58.38
7	22	2013	2	17	333	11.98	181	2780	112	221	33.63	66.37
8	9	2013	6	18	333	11.98	182	2780	180	153	54.05	45.95
8	15	2013	5	15	333	11.98	183	2780	202	131	60.66	39.34
8	18	2013	1	16	333	11.98	184	2780	161	172	48.35	51.65
5	4	2013	7	19	332	11.94	185	2780	53	279	15.96	84.04
7	3	2013	4	17	332	11.94	186	2780	149	183	44.88	55.12
10	20	2013	1	14	332	11.94	187	2780	133	199	40.06	59.94
8	18	2013	1	14	331	11.91	188	2780	157	174	47.43	52.57
10	11	2013	6	20	331	11.91	189	2780	211	120	63.75	36.25
10	18	2013	6	18	331	11.91	190	2780	157	174	47.43	52.57
5	10	2013	6	17	330	11.87	191	2780	145	185	43.94	56.06
9	22	2013	1	11	330	11.87	192	2780	74	256	22.42	77.58
10	6	2013	1	15	330	11.87	193	2780	152	178	46.06	53.94
4	21	2013	1	18	329	11.83	194	2780	148	181	44.98	55.02
8	16	2013	6	18	329	11.83	195	2780	178	151	54.10	45.90
11	1	2013	6	18	329	11.83	196	2780	185	144	56.23	43.77
4	12	2013	6	11	328	11.80	197	2780	228	100	69.51	30.49
5	27	2013	2	17	328	11.80	198	2780	178	150	54.27	45.73
9	13	2013	6	20	328	11.80	199	2780	177	151	53.96	46.04
3	29	2013	6	15	327	11.76	200	2780	152	175	46.48	53.52

**SR 012 MP 389.81 DODGE JCT ADC SITE R067
K FOR PEAK 200 HOURS OF 2013**



AADT= 1865 K 30 FACTOR= 13.67 K 100 FACTOR= 12.33 K 200 FACTOR= 11.53 D 30 FACTOR= 58.43

**SR 012 MP 389.81 DODGE JCT ADC SITE R067
D % IN THE PEAK 200 HOURS OF 2013**



MO	DY	YR	DAY OF WK	HR	HR VOL	PERCENT OF AADT	HOUR NUMBER	AADT	EAST VOLUME	WEST VOLUME	PERCENT EAST IS OF TOTAL VOLUME	PERCENT WEST IS OF TOTAL VOLUME
7	7	2013	1	12	322	17.27	1	1865	123	199	38.20	61.80
11	27	2013	4	15	320	17.16	2	1865	196	124	61.25	38.75
7	7	2013	1	16	298	15.98	3	1865	132	166	44.30	55.70
10	11	2013	6	16	297	15.92	4	1865	180	117	60.61	39.39
11	27	2013	4	16	291	15.60	5	1865	156	135	53.61	46.39
10	11	2013	6	15	289	15.50	6	1865	181	108	62.63	37.37
12	1	2013	1	15	289	15.50	7	1865	151	138	52.25	47.75
12	1	2013	1	16	289	15.50	8	1865	163	126	56.40	43.60
7	7	2013	1	14	285	15.28	9	1865	117	168	41.05	58.95
5	27	2013	2	17	280	15.01	10	1865	125	155	44.64	55.36
9	15	2013	1	15	280	15.01	11	1865	153	127	54.64	45.36
10	11	2013	6	18	276	14.80	12	1865	141	135	51.09	48.91

MO	DY	YR	DAY OF WK	HR	HR VOL	PERCENT OF AADT	HOUR NUMBER	AADT	EAST VOLUME	WEST VOLUME	PERCENT EAST IS OF TOTAL VOLUME	PERCENT WEST IS OF TOTAL VOLUME
5	27	2013	2	15	274	14.69	13	1865	112	162	40.88	59.12
9	2	2013	2	16	272	14.58	14	1865	142	130	52.21	47.79
7	7	2013	1	15	271	14.53	15	1865	124	147	45.76	54.24
8	30	2013	6	18	271	14.53	16	1865	142	129	52.40	47.60
12	1	2013	1	14	271	14.53	17	1865	140	131	51.66	48.34
9	2	2013	2	15	270	14.48	18	1865	127	143	47.04	52.96
5	27	2013	2	16	266	14.26	19	1865	121	145	45.49	54.51
7	7	2013	1	13	266	14.26	20	1865	107	159	40.23	59.77
8	11	2013	1	15	266	14.26	21	1865	126	140	47.37	52.63
10	18	2013	6	18	266	14.26	22	1865	144	122	54.14	45.86
9	15	2013	1	12	265	14.21	23	1865	142	123	53.58	46.42
5	24	2013	6	16	262	14.05	24	1865	163	99	62.21	37.79
8	2	2013	6	17	262	14.05	25	1865	163	99	62.21	37.79
5	24	2013	6	17	261	13.99	26	1865	153	108	58.62	41.38
10	11	2013	6	17	260	13.94	27	1865	151	109	58.08	41.92
5	27	2013	2	14	259	13.89	28	1865	122	137	47.10	52.90
5	24	2013	6	15	258	13.83	29	1865	136	122	52.71	47.29
5	3	2013	6	15	255	13.67	30	1865	149	106	58.43	41.57
9	15	2013	1	16	254	13.62	31	1865	142	112	55.91	44.09
12	1	2013	1	13	254	13.62	32	1865	107	147	42.13	57.87
7	14	2013	1	15	253	13.57	33	1865	118	135	46.64	53.36
8	11	2013	1	16	253	13.57	34	1865	127	126	50.20	49.80
10	11	2013	6	14	253	13.57	35	1865	141	112	55.73	44.27
7	26	2013	6	15	252	13.51	36	1865	136	116	53.97	46.03
9	20	2013	6	17	252	13.51	37	1865	143	109	56.75	43.25
7	14	2013	1	16	250	13.40	38	1865	107	143	42.80	57.20
5	24	2013	6	18	249	13.35	39	1865	139	110	55.82	44.18
9	15	2013	1	13	249	13.35	40	1865	127	122	51.00	49.00
5	3	2013	6	17	248	13.30	41	1865	142	106	57.26	42.74
8	30	2013	6	15	248	13.30	42	1865	127	121	51.21	48.79
6	23	2013	1	16	247	13.24	43	1865	130	117	52.63	47.37
9	27	2013	6	15	247	13.24	44	1865	135	112	54.66	45.34
9	15	2013	1	14	246	13.19	45	1865	139	107	56.50	43.50
4	28	2013	1	17	245	13.14	46	1865	121	124	49.39	50.61
6	16	2013	1	16	243	13.03	47	1865	145	98	59.67	40.33
5	10	2013	6	18	242	12.98	48	1865	124	118	51.24	48.76
6	14	2013	6	16	242	12.98	49	1865	125	117	51.65	48.35
6	23	2013	1	15	242	12.98	50	1865	138	104	57.02	42.98
7	19	2013	6	15	242	12.98	51	1865	119	123	49.17	50.83
7	28	2013	1	14	242	12.98	52	1865	104	138	42.98	57.02
2	15	2013	6	17	241	12.92	53	1865	105	136	43.57	56.43

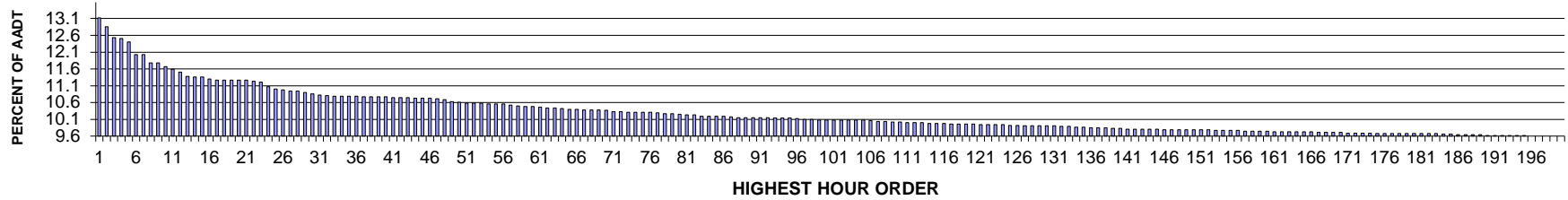
MO	DY	YR	DAY OF WK	HR	HR VOL	PERCENT OF AADT	HOUR NUMBER	AADT	EAST VOLUME	WEST VOLUME	PERCENT EAST IS OF TOTAL VOLUME	PERCENT WEST IS OF TOTAL VOLUME
4	28	2013	1	15	241	12.92	54	1865	100	141	41.49	58.51
7	21	2013	1	15	241	12.92	55	1865	118	123	48.96	51.04
8	4	2013	1	16	241	12.92	56	1865	110	131	45.64	54.36
8	9	2013	6	14	241	12.92	57	1865	131	110	54.36	45.64
8	11	2013	1	14	241	12.92	58	1865	113	128	46.89	53.11
9	13	2013	6	17	241	12.92	59	1865	132	109	54.77	45.23
2	15	2013	6	16	240	12.87	60	1865	115	125	47.92	52.08
5	31	2013	6	18	240	12.87	61	1865	134	106	55.83	44.17
6	14	2013	6	15	240	12.87	62	1865	114	126	47.50	52.50
6	16	2013	1	17	240	12.87	63	1865	148	92	61.67	38.33
8	25	2013	1	14	240	12.87	64	1865	107	133	44.58	55.42
5	5	2013	1	16	239	12.82	65	1865	109	130	45.61	54.39
6	16	2013	1	13	239	12.82	66	1865	129	110	53.97	46.03
9	27	2013	6	17	239	12.82	67	1865	138	101	57.74	42.26
5	24	2013	6	13	237	12.71	68	1865	132	105	55.70	44.30
6	9	2013	1	16	237	12.71	69	1865	107	130	45.15	54.85
8	4	2013	1	17	237	12.71	70	1865	121	116	51.05	48.95
9	2	2013	2	14	237	12.71	71	1865	100	137	42.19	57.81
6	7	2013	6	15	236	12.65	72	1865	111	125	47.03	52.97
6	28	2013	6	15	236	12.65	73	1865	119	117	50.42	49.58
8	2	2013	6	15	236	12.65	74	1865	112	124	47.46	52.54
6	16	2013	1	12	235	12.60	75	1865	125	110	53.19	46.81
7	7	2013	1	17	235	12.60	76	1865	111	124	47.23	52.77
10	13	2013	1	15	235	12.60	77	1865	86	149	36.60	63.40
10	18	2013	6	16	235	12.60	78	1865	123	112	52.34	47.66
4	7	2013	1	17	234	12.55	79	1865	140	94	59.83	40.17
9	20	2013	6	15	234	12.55	80	1865	117	117	50.00	50.00
9	22	2013	1	14	234	12.55	81	1865	85	149	36.32	63.68
10	11	2013	6	12	234	12.55	82	1865	132	102	56.41	43.59
5	17	2013	6	17	233	12.49	83	1865	117	116	50.21	49.79
5	25	2013	7	12	233	12.49	84	1865	122	111	52.36	47.64
6	28	2013	6	16	233	12.49	85	1865	144	89	61.80	38.20
8	30	2013	6	17	233	12.49	86	1865	106	127	45.49	54.51
9	13	2013	6	13	233	12.49	87	1865	100	133	42.92	57.08
9	14	2013	7	11	233	12.49	88	1865	115	118	49.36	50.64
10	25	2013	6	16	233	12.49	89	1865	119	114	51.07	48.93
5	17	2013	6	16	232	12.44	90	1865	113	119	48.71	51.29
6	30	2013	1	12	232	12.44	91	1865	94	138	40.52	59.48
7	12	2013	6	17	232	12.44	92	1865	121	111	52.16	47.84
7	14	2013	1	14	232	12.44	93	1865	110	122	47.41	52.59
9	15	2013	1	18	232	12.44	94	1865	119	113	51.29	48.71

MO	DY	YR	DAY OF WK	HR	HR VOL	PERCENT OF AADT	HOUR NUMBER	AADT	EAST VOLUME	WEST VOLUME	PERCENT EAST IS OF TOTAL VOLUME	PERCENT WEST IS OF TOTAL VOLUME
11	27	2013	4	18	232	12.44	95	1865	146	86	62.93	37.07
4	28	2013	1	16	231	12.39	96	1865	109	122	47.19	52.81
5	24	2013	6	14	231	12.39	97	1865	124	107	53.68	46.32
9	2	2013	2	13	231	12.39	98	1865	87	144	37.66	62.34
10	11	2013	6	19	231	12.39	99	1865	144	87	62.34	37.66
5	17	2013	6	15	230	12.33	100	1865	115	115	50.00	50.00
6	14	2013	6	18	230	12.33	101	1865	105	125	45.65	54.35
6	23	2013	1	17	230	12.33	102	1865	110	120	47.83	52.17
7	12	2013	6	16	230	12.33	103	1865	125	105	54.35	45.65
8	2	2013	6	16	230	12.33	104	1865	127	103	55.22	44.78
8	9	2013	6	16	230	12.33	105	1865	115	115	50.00	50.00
8	11	2013	1	17	230	12.33	106	1865	107	123	46.52	53.48
5	19	2013	1	15	229	12.28	107	1865	105	124	45.85	54.15
6	7	2013	6	17	229	12.28	108	1865	134	95	58.52	41.48
6	14	2013	6	17	229	12.28	109	1865	123	106	53.71	46.29
7	14	2013	1	17	229	12.28	110	1865	121	108	52.84	47.16
7	19	2013	6	16	229	12.28	111	1865	123	106	53.71	46.29
9	20	2013	6	18	229	12.28	112	1865	142	87	62.01	37.99
6	16	2013	1	14	228	12.23	113	1865	117	111	51.32	48.68
3	31	2013	1	17	227	12.17	114	1865	115	112	50.66	49.34
5	27	2013	2	12	227	12.17	115	1865	84	143	37.00	63.00
6	21	2013	6	15	227	12.17	116	1865	127	100	55.95	44.05
7	19	2013	6	13	227	12.17	117	1865	116	111	51.10	48.90
7	28	2013	1	15	227	12.17	118	1865	116	111	51.10	48.90
9	2	2013	2	17	227	12.17	119	1865	102	125	44.93	55.07
10	13	2013	1	12	227	12.17	120	1865	86	141	37.89	62.11
11	8	2013	6	16	227	12.17	121	1865	113	114	49.78	50.22
7	7	2013	1	11	226	12.12	122	1865	79	147	34.96	65.04
8	8	2013	5	14	226	12.12	123	1865	100	126	44.25	55.75
9	15	2013	1	17	226	12.12	124	1865	114	112	50.44	49.56
10	4	2013	6	18	226	12.12	125	1865	120	106	53.10	46.90
6	21	2013	6	17	225	12.06	126	1865	125	100	55.56	44.44
7	28	2013	1	17	225	12.06	127	1865	123	102	54.67	45.33
10	11	2013	6	11	225	12.06	128	1865	121	104	53.78	46.22
4	21	2013	1	16	224	12.01	129	1865	110	114	49.11	50.89
4	26	2013	6	15	224	12.01	130	1865	117	107	52.23	47.77
6	23	2013	1	14	224	12.01	131	1865	100	124	44.64	55.36
7	14	2013	1	13	224	12.01	132	1865	96	128	42.86	57.14
8	30	2013	6	16	224	12.01	133	1865	107	117	47.77	52.23
9	13	2013	6	15	224	12.01	134	1865	115	109	51.34	48.66
9	27	2013	6	18	224	12.01	135	1865	130	94	58.04	41.96

MO	DY	YR	DAY OF WK	HR	HR VOL	PERCENT OF AADT	HOUR NUMBER	AADT	EAST VOLUME	WEST VOLUME	PERCENT EAST IS OF TOTAL VOLUME	PERCENT WEST IS OF TOTAL VOLUME
10	13	2013	1	14	224	12.01	136	1865	74	150	33.04	66.96
10	25	2013	6	19	224	12.01	137	1865	121	103	54.02	45.98
4	21	2013	1	17	223	11.96	138	1865	117	106	52.47	47.53
4	26	2013	6	18	223	11.96	139	1865	126	97	56.50	43.50
5	3	2013	6	16	223	11.96	140	1865	136	87	60.99	39.01
5	5	2013	1	15	223	11.96	141	1865	94	129	42.15	57.85
7	19	2013	6	12	223	11.96	142	1865	99	124	44.39	55.61
7	21	2013	1	12	223	11.96	143	1865	100	123	44.84	55.16
7	28	2013	1	16	223	11.96	144	1865	101	122	45.29	54.71
8	9	2013	6	12	223	11.96	145	1865	104	119	46.64	53.36
8	11	2013	1	12	223	11.96	146	1865	106	117	47.53	52.47
9	15	2013	1	11	223	11.96	147	1865	108	115	48.43	51.57
10	4	2013	6	15	223	11.96	148	1865	116	107	52.02	47.98
10	6	2013	1	16	223	11.96	149	1865	98	125	43.95	56.05
10	13	2013	1	13	223	11.96	150	1865	85	138	38.12	61.88
10	18	2013	6	17	223	11.96	151	1865	137	86	61.43	38.57
5	27	2013	2	13	222	11.90	152	1865	73	149	32.88	67.12
6	23	2013	1	12	222	11.90	153	1865	88	134	39.64	60.36
7	18	2013	5	12	222	11.90	154	1865	109	113	49.10	50.90
7	21	2013	1	13	222	11.90	155	1865	125	97	56.31	43.69
8	4	2013	1	15	222	11.90	156	1865	106	116	47.75	52.25
4	5	2013	6	16	221	11.85	157	1865	127	94	57.47	42.53
7	21	2013	1	16	221	11.85	158	1865	112	109	50.68	49.32
7	25	2013	5	16	221	11.85	159	1865	107	114	48.42	51.58
8	3	2013	7	16	221	11.85	160	1865	139	82	62.90	37.10
8	4	2013	1	13	221	11.85	161	1865	101	120	45.70	54.30
8	4	2013	1	14	221	11.85	162	1865	110	111	49.77	50.23
8	11	2013	1	18	221	11.85	163	1865	129	92	58.37	41.63
8	25	2013	1	12	221	11.85	164	1865	90	131	40.72	59.28
9	6	2013	6	14	221	11.85	165	1865	94	127	42.53	57.47
10	4	2013	6	17	221	11.85	166	1865	121	100	54.75	45.25
10	20	2013	1	13	221	11.85	167	1865	94	127	42.53	57.47
4	26	2013	6	17	220	11.80	168	1865	127	93	57.73	42.27
6	2	2013	1	13	220	11.80	169	1865	78	142	35.45	64.55
8	2	2013	6	13	220	11.80	170	1865	107	113	48.64	51.36
8	30	2013	6	12	220	11.80	171	1865	105	115	47.73	52.27
9	27	2013	6	16	220	11.80	172	1865	108	112	49.09	50.91
10	18	2013	6	15	220	11.80	173	1865	106	114	48.18	51.82
5	10	2013	6	17	219	11.74	174	1865	106	113	48.40	51.60
6	7	2013	6	14	219	11.74	175	1865	116	103	52.97	47.03
7	21	2013	1	17	219	11.74	176	1865	118	101	53.88	46.12

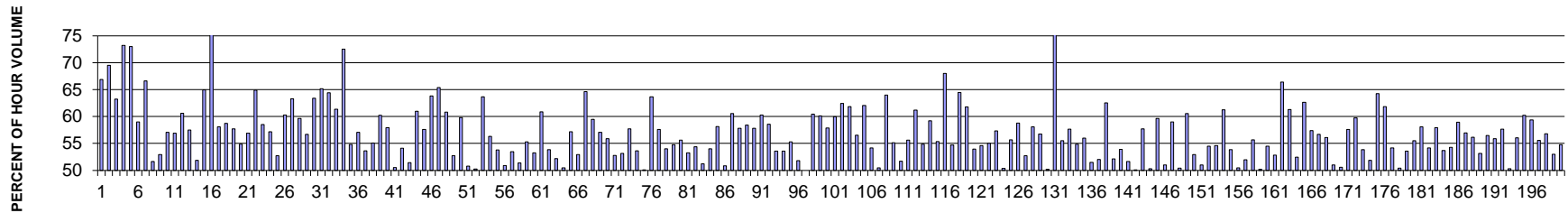
MO	DY	YR	DAY OF WK	HR	HR VOL	PERCENT OF AADT	HOUR NUMBER	AADT	EAST VOLUME	WEST VOLUME	PERCENT EAST IS OF TOTAL VOLUME	PERCENT WEST IS OF TOTAL VOLUME
8	4	2013	1	12	219	11.74	177	1865	102	117	46.58	53.42
8	30	2013	6	14	219	11.74	178	1865	113	106	51.60	48.40
10	25	2013	6	17	219	11.74	179	1865	119	100	54.34	45.66
11	8	2013	6	15	219	11.74	180	1865	123	96	56.16	43.84
11	28	2013	5	11	219	11.74	181	1865	114	105	52.05	47.95
7	12	2013	6	13	218	11.69	182	1865	104	114	47.71	52.29
8	9	2013	6	15	218	11.69	183	1865	115	103	52.75	47.25
8	11	2013	1	13	218	11.69	184	1865	88	130	40.37	59.63
9	13	2013	6	18	218	11.69	185	1865	130	88	59.63	40.37
5	31	2013	6	17	217	11.64	186	1865	109	108	50.23	49.77
6	28	2013	6	17	217	11.64	187	1865	125	92	57.60	42.40
8	8	2013	5	15	217	11.64	188	1865	106	111	48.85	51.15
8	9	2013	6	11	217	11.64	189	1865	108	109	49.77	50.23
10	6	2013	1	17	217	11.64	190	1865	109	108	50.23	49.77
10	13	2013	1	18	217	11.64	191	1865	106	111	48.85	51.15
5	5	2013	1	17	216	11.58	192	1865	104	112	48.15	51.85
5	19	2013	1	16	216	11.58	193	1865	116	100	53.70	46.30
6	7	2013	6	16	216	11.58	194	1865	113	103	52.31	47.69
6	30	2013	1	13	216	11.58	195	1865	117	99	54.17	45.83
9	8	2013	1	12	216	11.58	196	1865	94	122	43.52	56.48
10	6	2013	1	14	216	11.58	197	1865	104	112	48.15	51.85
5	12	2013	1	15	215	11.53	198	1865	124	91	57.67	42.33
6	9	2013	1	15	215	11.53	199	1865	93	122	43.26	56.74
6	16	2013	1	15	215	11.53	200	1865	120	95	55.81	44.19

**SR 097 MP 293.42 OMAK ADC SITE R068
K FOR PEAK 200 HOURS OF 2013**



AADT= 5219 K 30 FACTOR= 10.88 K 100 FACTOR= 10.10 K 200 FACTOR= 9.62 D 30 FACTOR= 63.38

**SR 097 MP 293.42 OMAK ADC SITE R068
D % IN THE PEAK 200 HOURS OF 2013**



MO	DY	YR	DAY OF WK	HR	HR VOL	PERCENT OF AADT	HOUR NUMBER	AADT	NORTH VOLUME	SOUTH VOLUME	PERCENT NORTH IS OF TOTAL VOLUME	PERCENT SOUTH IS OF TOTAL VOLUME
10	11	2013	6	16	686	13.14	1	5219	459	227	66.91	33.09
10	20	2013	1	14	672	12.88	2	5219	205	467	30.51	69.49
8	11	2013	1	13	655	12.55	3	5219	241	414	36.79	63.21
10	20	2013	1	13	654	12.53	4	5219	175	479	26.76	73.24
10	20	2013	1	15	648	12.42	5	5219	175	473	27.01	72.99
10	11	2013	6	15	629	12.05	6	5219	371	258	58.98	41.02
10	11	2013	6	17	629	12.05	7	5219	419	210	66.61	33.39
8	1	2013	5	16	616	11.80	8	5219	318	298	51.62	48.38
8	2	2013	6	14	616	11.80	9	5219	326	290	52.92	47.08
8	1	2013	5	15	610	11.69	10	5219	348	262	57.05	42.95
10	11	2013	6	13	606	11.61	11	5219	345	261	56.93	43.07
8	2	2013	6	12	602	11.53	12	5219	237	365	39.37	60.63

MO	DY	YR	DAY OF WK	HR	HR VOL	PERCENT OF AADT	HOUR NUMBER	AADT	NORTH VOLUME	SOUTH VOLUME	PERCENT NORTH IS OF TOTAL VOLUME	PERCENT SOUTH IS OF TOTAL VOLUME
10	18	2013	6	17	595	11.40	13	5219	342	253	57.48	42.52
8	2	2013	6	15	594	11.38	14	5219	308	286	51.85	48.15
10	20	2013	1	16	594	11.38	15	5219	208	386	35.02	64.98
5	27	2013	2	12	591	11.32	16	5219	137	454	23.18	76.82
8	1	2013	5	17	589	11.29	17	5219	342	247	58.06	41.94
8	2	2013	6	16	589	11.29	18	5219	346	243	58.74	41.26
8	5	2013	2	15	589	11.29	19	5219	340	249	57.72	42.28
8	8	2013	5	18	589	11.29	20	5219	323	266	54.84	45.16
8	30	2013	6	16	589	11.29	21	5219	335	254	56.88	43.12
7	7	2013	1	14	587	11.25	22	5219	206	381	35.09	64.91
8	29	2013	5	16	586	11.23	23	5219	343	243	58.53	41.47
8	8	2013	5	17	579	11.09	24	5219	331	248	57.17	42.83
5	18	2013	7	13	575	11.02	25	5219	303	272	52.70	47.30
8	30	2013	6	17	574	11.00	26	5219	346	228	60.28	39.72
5	24	2013	6	15	572	10.96	27	5219	362	210	63.29	36.71
5	24	2013	6	17	572	10.96	28	5219	341	231	59.62	40.38
7	3	2013	4	15	570	10.92	29	5219	323	247	56.67	43.33
10	10	2013	5	17	568	10.88	30	5219	360	208	63.38	36.62
7	7	2013	1	13	566	10.84	31	5219	197	369	34.81	65.19
8	11	2013	1	12	565	10.83	32	5219	201	364	35.58	64.42
5	24	2013	6	16	564	10.81	33	5219	346	218	61.35	38.65
5	27	2013	2	13	564	10.81	34	5219	155	409	27.48	72.52
7	28	2013	1	14	564	10.81	35	5219	255	309	45.21	54.79
8	2	2013	6	13	564	10.81	36	5219	242	322	42.91	57.09
6	28	2013	6	16	563	10.79	37	5219	302	261	53.64	46.36
8	30	2013	6	14	563	10.79	38	5219	310	253	55.06	44.94
10	11	2013	6	14	563	10.79	39	5219	339	224	60.21	39.79
10	19	2013	7	13	563	10.79	40	5219	237	326	42.10	57.90
8	5	2013	2	13	562	10.77	41	5219	278	284	49.47	50.53
8	8	2013	5	16	562	10.77	42	5219	304	258	54.09	45.91
8	10	2013	7	15	562	10.77	43	5219	273	289	48.58	51.42
8	10	2013	7	13	561	10.75	44	5219	219	342	39.04	60.96
8	30	2013	6	15	561	10.75	45	5219	323	238	57.58	42.42
10	18	2013	6	18	561	10.75	46	5219	358	203	63.81	36.19
5	27	2013	2	14	560	10.73	47	5219	194	366	34.64	65.36
5	24	2013	6	14	559	10.71	48	5219	340	219	60.82	39.18
8	1	2013	5	14	556	10.65	49	5219	293	263	52.70	47.30
7	3	2013	4	16	555	10.63	50	5219	332	223	59.82	40.18
7	5	2013	6	14	553	10.60	51	5219	281	272	50.81	49.19
8	9	2013	6	14	553	10.60	52	5219	278	275	50.27	49.73
10	11	2013	6	18	553	10.60	53	5219	352	201	63.65	36.35

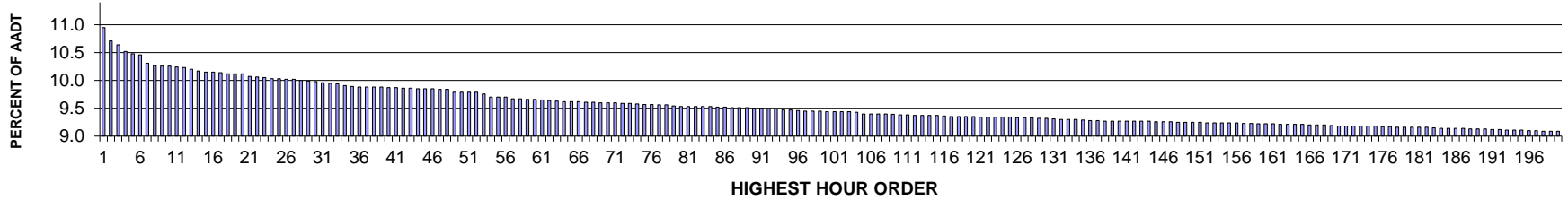
MO	DY	YR	DAY OF WK	HR	HR VOL	PERCENT OF AADT	HOUR NUMBER	AADT	NORTH VOLUME	SOUTH VOLUME	PERCENT NORTH IS OF TOTAL VOLUME	PERCENT SOUTH IS OF TOTAL VOLUME
7	3	2013	4	14	552	10.58	54	5219	311	241	56.34	43.66
8	9	2013	6	15	552	10.58	55	5219	297	255	53.80	46.20
8	9	2013	6	17	552	10.58	56	5219	281	271	50.91	49.09
6	28	2013	6	17	550	10.54	57	5219	294	256	53.45	46.55
8	23	2013	6	14	549	10.52	58	5219	282	267	51.37	48.63
8	9	2013	6	16	548	10.50	59	5219	303	245	55.29	44.71
8	9	2013	6	18	548	10.50	60	5219	292	256	53.28	46.72
9	2	2013	2	14	547	10.48	61	5219	214	333	39.12	60.88
8	30	2013	6	13	546	10.46	62	5219	294	252	53.85	46.15
10	18	2013	6	12	546	10.46	63	5219	261	285	47.80	52.20
9	20	2013	6	17	545	10.44	64	5219	275	270	50.46	49.54
7	1	2013	2	15	544	10.42	65	5219	311	233	57.17	42.83
7	16	2013	3	14	544	10.42	66	5219	288	256	52.94	47.06
6	23	2013	1	13	543	10.40	67	5219	192	351	35.36	64.64
8	11	2013	1	14	543	10.40	68	5219	220	323	40.52	59.48
8	29	2013	5	15	543	10.40	69	5219	310	233	57.09	42.91
8	16	2013	6	17	542	10.39	70	5219	303	239	55.90	44.10
7	5	2013	6	13	540	10.35	71	5219	255	285	47.22	52.78
8	23	2013	6	16	540	10.35	72	5219	287	253	53.15	46.85
7	17	2013	4	17	539	10.33	73	5219	311	228	57.70	42.30
8	5	2013	2	14	539	10.33	74	5219	289	250	53.62	46.38
8	8	2013	5	14	539	10.33	75	5219	270	269	50.09	49.91
8	30	2013	6	18	539	10.33	76	5219	343	196	63.64	36.36
8	9	2013	6	13	538	10.31	77	5219	228	310	42.38	57.62
8	8	2013	5	15	537	10.29	78	5219	290	247	54.00	46.00
8	10	2013	7	18	537	10.29	79	5219	243	294	45.25	54.75
5	31	2013	6	16	536	10.27	80	5219	298	238	55.60	44.40
5	24	2013	6	13	535	10.25	81	5219	285	250	53.27	46.73
8	10	2013	7	14	535	10.25	82	5219	244	291	45.61	54.39
10	18	2013	6	13	533	10.21	83	5219	273	260	51.22	48.78
10	18	2013	6	14	533	10.21	84	5219	288	245	54.03	45.97
10	18	2013	6	16	533	10.21	85	5219	310	223	58.16	41.84
10	19	2013	7	12	533	10.21	86	5219	271	262	50.84	49.16
7	3	2013	4	17	532	10.19	87	5219	322	210	60.53	39.47
5	23	2013	5	17	531	10.17	88	5219	307	224	57.82	42.18
8	1	2013	5	18	531	10.17	89	5219	310	221	58.38	41.62
8	23	2013	6	17	531	10.17	90	5219	307	224	57.82	42.18
10	18	2013	6	11	531	10.17	91	5219	211	320	39.74	60.26
10	18	2013	6	15	531	10.17	92	5219	311	220	58.57	41.43
5	28	2013	3	12	530	10.16	93	5219	246	284	46.42	53.58
8	10	2013	7	17	530	10.16	94	5219	246	284	46.42	53.58

MO	DY	YR	DAY OF WK	HR	HR VOL	PERCENT OF AADT	HOUR NUMBER	AADT	NORTH VOLUME	SOUTH VOLUME	PERCENT NORTH IS OF TOTAL VOLUME	PERCENT SOUTH IS OF TOTAL VOLUME
9	3	2013	3	15	530	10.16	95	5219	293	237	55.28	44.72
6	20	2013	5	14	529	10.14	96	5219	255	274	48.20	51.80
6	28	2013	6	14	528	10.12	97	5219	264	264	50.00	50.00
8	23	2013	6	12	528	10.12	98	5219	209	319	39.58	60.42
8	2	2013	6	17	527	10.10	99	5219	317	210	60.15	39.85
8	7	2013	4	17	527	10.10	100	5219	305	222	57.87	42.13
8	8	2013	5	12	527	10.10	101	5219	211	316	40.04	59.96
8	10	2013	7	12	527	10.10	102	5219	198	329	37.57	62.43
9	3	2013	3	12	527	10.10	103	5219	201	326	38.14	61.86
9	3	2013	3	13	527	10.10	104	5219	229	298	43.45	56.55
10	20	2013	1	17	527	10.10	105	5219	200	327	37.95	62.05
10	11	2013	6	12	526	10.08	106	5219	285	241	54.18	45.82
7	12	2013	6	14	525	10.06	107	5219	265	260	50.48	49.52
9	2	2013	2	12	525	10.06	108	5219	189	336	36.00	64.00
7	11	2013	5	13	524	10.04	109	5219	235	289	44.85	55.15
10	19	2013	7	15	524	10.04	110	5219	271	253	51.72	48.28
6	21	2013	6	15	523	10.02	111	5219	291	232	55.64	44.36
6	21	2013	6	17	523	10.02	112	5219	320	203	61.19	38.81
10	10	2013	5	15	523	10.02	113	5219	287	236	54.88	45.12
5	10	2013	6	17	522	10.00	114	5219	309	213	59.20	40.80
5	23	2013	5	16	522	10.00	115	5219	289	233	55.36	44.64
7	7	2013	1	12	522	10.00	116	5219	167	355	31.99	68.01
6	21	2013	6	14	521	9.98	117	5219	285	236	54.70	45.30
7	3	2013	4	18	521	9.98	118	5219	336	185	64.49	35.51
7	14	2013	1	13	521	9.98	119	5219	199	322	38.20	61.80
7	17	2013	4	15	521	9.98	120	5219	281	240	53.93	46.07
5	17	2013	6	16	520	9.96	121	5219	284	236	54.62	45.38
7	19	2013	6	17	520	9.96	122	5219	286	234	55.00	45.00
9	3	2013	3	14	520	9.96	123	5219	222	298	42.69	57.31
9	27	2013	6	14	520	9.96	124	5219	262	258	50.38	49.62
5	28	2013	3	15	519	9.94	125	5219	289	230	55.68	44.32
9	2	2013	2	13	519	9.94	126	5219	214	305	41.23	58.77
5	31	2013	6	13	518	9.93	127	5219	273	245	52.70	47.30
6	9	2013	1	13	518	9.93	128	5219	217	301	41.89	58.11
8	7	2013	4	16	518	9.93	129	5219	294	224	56.76	43.24
8	30	2013	6	12	518	9.93	130	5219	260	258	50.19	49.81
10	20	2013	1	12	518	9.93	131	5219	124	394	23.94	76.06
7	5	2013	6	16	517	9.91	132	5219	287	230	55.51	44.49
8	4	2013	1	13	517	9.91	133	5219	219	298	42.36	57.64
4	3	2013	4	14	516	9.89	134	5219	283	233	54.84	45.16
8	28	2013	4	16	516	9.89	135	5219	289	227	56.01	43.99

MO	DY	YR	DAY OF WK	HR	HR VOL	PERCENT OF AADT	HOUR NUMBER	AADT	NORTH VOLUME	SOUTH VOLUME	PERCENT NORTH IS OF TOTAL VOLUME	PERCENT SOUTH IS OF TOTAL VOLUME
5	23	2013	5	14	515	9.87	136	5219	250	265	48.54	51.46
7	25	2013	5	15	515	9.87	137	5219	268	247	52.04	47.96
9	27	2013	6	17	515	9.87	138	5219	322	193	62.52	37.48
7	24	2013	4	14	514	9.85	139	5219	246	268	47.86	52.14
9	1	2013	1	13	514	9.85	140	5219	237	277	46.11	53.89
7	1	2013	2	13	513	9.83	141	5219	265	248	51.66	48.34
7	8	2013	2	15	513	9.83	142	5219	256	257	49.90	50.10
8	5	2013	2	16	513	9.83	143	5219	296	217	57.70	42.30
8	14	2013	4	14	513	9.83	144	5219	255	258	49.71	50.29
10	17	2013	5	17	513	9.83	145	5219	306	207	59.65	40.35
5	28	2013	3	13	512	9.81	146	5219	261	251	50.98	49.02
7	8	2013	2	16	512	9.81	147	5219	302	210	58.98	41.02
7	12	2013	6	13	512	9.81	148	5219	254	258	49.61	50.39
7	12	2013	6	18	512	9.81	149	5219	310	202	60.55	39.45
8	15	2013	5	15	512	9.81	150	5219	271	241	52.93	47.07
8	16	2013	6	15	512	9.81	151	5219	261	251	50.98	49.02
9	2	2013	2	15	512	9.81	152	5219	233	279	45.51	54.49
5	18	2013	7	16	511	9.79	153	5219	232	279	45.40	54.60
5	20	2013	2	16	511	9.79	154	5219	313	198	61.25	38.75
8	16	2013	6	16	511	9.79	155	5219	275	236	53.82	46.18
9	20	2013	6	15	511	9.79	156	5219	258	253	50.49	49.51
5	28	2013	3	16	510	9.77	157	5219	265	245	51.96	48.04
7	5	2013	6	15	510	9.77	158	5219	284	226	55.69	44.31
8	3	2013	7	14	510	9.77	159	5219	256	254	50.20	49.80
8	28	2013	4	13	510	9.77	160	5219	232	278	45.49	54.51
7	3	2013	4	12	509	9.75	161	5219	240	269	47.15	52.85
8	2	2013	6	11	509	9.75	162	5219	171	338	33.60	66.40
8	2	2013	6	18	509	9.75	163	5219	312	197	61.30	38.70
8	16	2013	6	14	509	9.75	164	5219	267	242	52.46	47.54
8	16	2013	6	18	509	9.75	165	5219	319	190	62.67	37.33
8	31	2013	7	15	509	9.75	166	5219	292	217	57.37	42.63
7	1	2013	2	12	508	9.73	167	5219	220	288	43.31	56.69
8	3	2013	7	13	508	9.73	168	5219	223	285	43.90	56.10
10	11	2013	6	11	508	9.73	169	5219	259	249	50.98	49.02
12	23	2013	2	14	508	9.73	170	5219	251	257	49.41	50.59
4	26	2013	6	17	507	9.71	171	5219	292	215	57.59	42.41
6	21	2013	6	18	507	9.71	172	5219	303	204	59.76	40.24
7	26	2013	6	14	507	9.71	173	5219	273	234	53.85	46.15
9	15	2013	1	15	507	9.71	174	5219	244	263	48.13	51.87
5	24	2013	6	18	506	9.70	175	5219	325	181	64.23	35.77
5	27	2013	2	15	506	9.70	176	5219	193	313	38.14	61.86

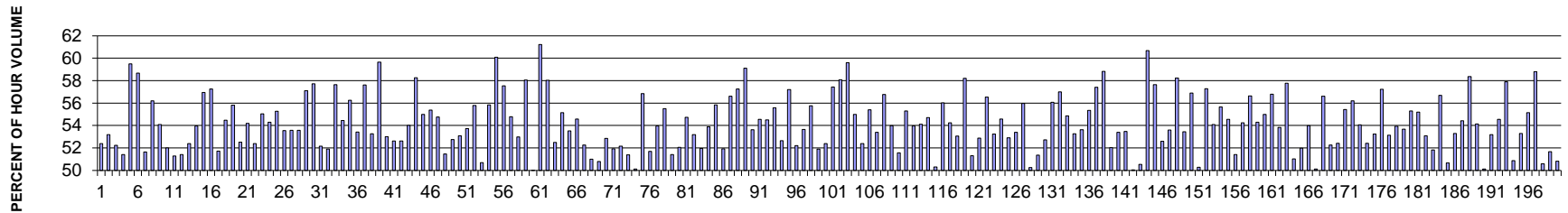
MO	DY	YR	DAY OF WK	HR	HR VOL	PERCENT OF AADT	HOUR NUMBER	AADT	NORTH VOLUME	SOUTH VOLUME	PERCENT NORTH IS OF TOTAL VOLUME	PERCENT SOUTH IS OF TOTAL VOLUME
6	14	2013	6	16	506	9.70	177	5219	274	232	54.15	45.85
8	6	2013	3	15	506	9.70	178	5219	251	255	49.60	50.40
8	10	2013	7	16	506	9.70	179	5219	235	271	46.44	53.56
8	18	2013	1	14	506	9.70	180	5219	225	281	44.47	55.53
8	21	2013	4	17	506	9.70	181	5219	294	212	58.10	41.90
8	23	2013	6	13	506	9.70	182	5219	232	274	45.85	54.15
10	15	2013	3	17	506	9.70	183	5219	293	213	57.91	42.09
8	5	2013	2	12	505	9.68	184	5219	234	271	46.34	53.66
10	10	2013	5	14	505	9.68	185	5219	274	231	54.26	45.74
8	6	2013	3	17	504	9.66	186	5219	297	207	58.93	41.07
9	20	2013	6	16	504	9.66	187	5219	287	217	56.94	43.06
9	25	2013	4	16	504	9.66	188	5219	283	221	56.15	43.85
9	27	2013	6	13	504	9.66	189	5219	236	268	46.83	53.17
7	18	2013	5	17	503	9.64	190	5219	284	219	56.46	43.54
7	19	2013	6	16	503	9.64	191	5219	281	222	55.86	44.14
8	7	2013	4	14	503	9.64	192	5219	290	213	57.65	42.35
8	27	2013	3	14	503	9.64	193	5219	253	250	50.30	49.70
10	22	2013	3	17	503	9.64	194	5219	282	221	56.06	43.94
11	8	2013	6	17	503	9.64	195	5219	303	200	60.24	39.76
5	20	2013	2	15	502	9.62	196	5219	298	204	59.36	40.64
6	24	2013	2	12	502	9.62	197	5219	223	279	44.42	55.58
7	12	2013	6	17	502	9.62	198	5219	285	217	56.77	43.23
7	17	2013	4	13	502	9.62	199	5219	236	266	47.01	52.99
8	21	2013	4	15	502	9.62	200	5219	275	227	54.78	45.22

**SR 101 MP 254.35 PORT ANGELES ADC SITE R069
K FOR PEAK 200 HOURS OF 2013**



AADT= 21373 K 30 FACTOR= 9.98 K 100 FACTOR= 9.44 K 200 FACTOR= 9.09 D 30 FACTOR= 57.73

**SR 101 MP 254.35 PORT ANGELES ADC SITE R069
D % IN THE PEAK 200 HOURS OF 2013**



EAST IS INCREASING MP DIRECTION

MO	DY	YR	DAY OF WK	HR	HR VOL	PERCENT OF AADT	HOUR NUMBER	AADT	EAST VOLUME	WEST VOLUME	PERCENT EAST IS OF TOTAL VOLUME	PERCENT WEST IS OF TOTAL VOLUME
7	3	2013	4	17	2340	10.95	1	21373	1226	1114	52.39	47.61
5	10	2013	6	17	2288	10.71	2	21373	1071	1217	46.81	53.19
7	12	2013	6	17	2274	10.64	3	21373	1086	1188	47.76	52.24
7	19	2013	6	17	2248	10.52	4	21373	1092	1156	48.58	51.42
7	25	2013	5	18	2239	10.48	5	21373	1332	907	59.49	40.51
7	24	2013	4	18	2236	10.46	6	21373	1312	924	58.68	41.32
7	19	2013	6	18	2204	10.31	7	21373	1138	1066	51.63	48.37
7	22	2013	2	18	2196	10.27	8	21373	1234	962	56.19	43.81
5	3	2013	6	17	2193	10.26	9	21373	1186	1007	54.08	45.92
7	19	2013	6	16	2192	10.26	10	21373	1052	1140	47.99	52.01
7	22	2013	2	17	2188	10.24	11	21373	1122	1066	51.28	48.72
9	13	2013	6	17	2186	10.23	12	21373	1124	1062	51.42	48.58

EAST IS INCREASING MP DIRECTION

MO	DY	YR	DAY OF WK	HR	HR VOL	PERCENT OF AADT	HOUR NUMBER	AADT	EAST VOLUME	WEST VOLUME	PERCENT EAST IS OF TOTAL VOLUME	PERCENT WEST IS OF TOTAL VOLUME
7	25	2013	5	17	2180	10.20	13	21373	1142	1038	52.39	47.61
9	20	2013	6	17	2174	10.17	14	21373	1173	1001	53.96	46.04
7	3	2013	4	18	2169	10.15	15	21373	1235	934	56.94	43.06
9	13	2013	6	18	2169	10.15	16	21373	1242	927	57.26	42.74
7	3	2013	4	16	2168	10.14	17	21373	1121	1047	51.71	48.29
7	15	2013	2	17	2164	10.12	18	21373	1179	985	54.48	45.52
7	23	2013	3	17	2164	10.12	19	21373	1208	956	55.82	44.18
7	24	2013	4	17	2163	10.12	20	21373	1136	1027	52.52	47.48
6	13	2013	5	17	2153	10.07	21	21373	1167	986	54.20	45.80
5	24	2013	6	17	2151	10.06	22	21373	1127	1024	52.39	47.61
6	14	2013	6	17	2149	10.05	23	21373	1183	966	55.05	44.95
7	10	2013	4	17	2144	10.03	24	21373	1164	980	54.29	45.71
7	16	2013	3	17	2144	10.03	25	21373	1185	959	55.27	44.73
10	4	2013	6	17	2142	10.02	26	21373	1147	995	53.55	46.45
7	12	2013	6	18	2141	10.02	27	21373	1147	994	53.57	46.43
9	4	2013	4	17	2137	10.00	28	21373	1145	992	53.58	46.42
7	23	2013	3	18	2135	9.99	29	21373	1219	916	57.10	42.90
7	11	2013	5	18	2134	9.98	30	21373	1232	902	57.73	42.27
7	12	2013	6	16	2128	9.96	31	21373	1018	1110	47.84	52.16
7	5	2013	6	16	2127	9.95	32	21373	1023	1104	48.10	51.90
7	17	2013	4	18	2125	9.94	33	21373	1225	900	57.65	42.35
7	9	2013	3	17	2119	9.91	34	21373	1154	965	54.46	45.54
9	6	2013	6	18	2114	9.89	35	21373	1189	925	56.24	43.76
7	17	2013	4	17	2112	9.88	36	21373	1128	984	53.41	46.59
9	10	2013	3	18	2112	9.88	37	21373	1217	895	57.62	42.38
9	26	2013	5	17	2112	9.88	38	21373	1125	987	53.27	46.73
9	12	2013	5	18	2111	9.88	39	21373	1259	852	59.64	40.36
7	2	2013	3	17	2109	9.87	40	21373	1118	991	53.01	46.99
7	5	2013	6	15	2109	9.87	41	21373	999	1110	47.37	52.63
5	24	2013	6	16	2108	9.86	42	21373	999	1109	47.39	52.61
6	4	2013	3	17	2107	9.86	43	21373	1138	969	54.01	45.99
7	10	2013	4	18	2106	9.85	44	21373	1227	879	58.26	41.74
9	11	2013	4	17	2106	9.85	45	21373	1158	948	54.99	45.01
9	20	2013	6	18	2106	9.85	46	21373	1166	940	55.37	44.63
9	12	2013	5	17	2104	9.84	47	21373	1152	952	54.75	45.25
6	21	2013	6	17	2103	9.84	48	21373	1082	1021	51.45	48.55
6	28	2013	6	17	2093	9.79	49	21373	1104	989	52.75	47.25
9	27	2013	6	17	2093	9.79	50	21373	1111	982	53.08	46.92
4	26	2013	6	17	2092	9.79	51	21373	1124	968	53.73	46.27
9	25	2013	4	17	2092	9.79	52	21373	1167	925	55.78	44.22
7	19	2013	6	15	2087	9.76	53	21373	1029	1058	49.31	50.69

EAST IS INCREASING MP DIRECTION

MO	DY	YR	DAY OF WK	HR	HR VOL	PERCENT OF AADT	HOUR NUMBER	AADT	EAST VOLUME	WEST VOLUME	PERCENT EAST IS OF TOTAL VOLUME	PERCENT WEST IS OF TOTAL VOLUME
6	6	2013	5	17	2074	9.70	54	21373	1158	916	55.83	44.17
7	16	2013	3	18	2074	9.70	55	21373	1246	828	60.08	39.92
6	28	2013	6	18	2073	9.70	56	21373	1193	880	57.55	42.45
7	8	2013	2	17	2067	9.67	57	21373	1132	935	54.77	45.23
9	19	2013	5	17	2067	9.67	58	21373	1095	972	52.98	47.02
5	17	2013	6	18	2065	9.66	59	21373	1199	866	58.06	41.94
7	3	2013	4	15	2065	9.66	60	21373	1032	1033	49.98	50.02
9	11	2013	4	18	2063	9.65	61	21373	1263	800	61.22	38.78
7	2	2013	3	18	2061	9.64	62	21373	1196	865	58.03	41.97
9	20	2013	6	16	2059	9.63	63	21373	1081	978	52.50	47.50
5	2	2013	5	17	2057	9.62	64	21373	1134	923	55.13	44.87
10	22	2013	3	17	2057	9.62	65	21373	1101	956	53.52	46.48
5	31	2013	6	17	2056	9.62	66	21373	1122	934	54.57	45.43
6	19	2013	4	17	2053	9.61	67	21373	1073	980	52.26	47.74
9	6	2013	6	16	2053	9.61	68	21373	1006	1047	49.00	51.00
7	11	2013	5	17	2052	9.60	69	21373	1042	1010	50.78	49.22
6	18	2013	3	17	2051	9.60	70	21373	1084	967	52.85	47.15
9	17	2013	3	17	2051	9.60	71	21373	1065	986	51.93	48.07
6	7	2013	6	17	2050	9.59	72	21373	1069	981	52.15	47.85
10	17	2013	5	17	2050	9.59	73	21373	1053	997	51.37	48.63
10	11	2013	6	17	2047	9.58	74	21373	1021	1026	49.88	50.12
6	19	2013	4	18	2046	9.57	75	21373	1163	883	56.84	43.16
9	6	2013	6	17	2045	9.57	76	21373	1057	988	51.69	48.31
5	8	2013	4	17	2044	9.56	77	21373	1103	941	53.96	46.04
6	14	2013	6	18	2043	9.56	78	21373	1134	909	55.51	44.49
6	14	2013	6	16	2038	9.54	79	21373	1048	990	51.42	48.58
6	28	2013	6	16	2037	9.53	80	21373	1060	977	52.04	47.96
11	22	2013	6	17	2037	9.53	81	21373	1115	922	54.74	45.26
4	11	2013	5	17	2036	9.53	82	21373	1083	953	53.19	46.81
5	17	2013	6	17	2036	9.53	83	21373	1058	978	51.96	48.04
9	18	2013	4	17	2036	9.53	84	21373	1097	939	53.88	46.12
5	31	2013	6	18	2034	9.52	85	21373	1136	898	55.85	44.15
7	2	2013	3	16	2034	9.52	86	21373	1056	978	51.92	48.08
5	3	2013	6	18	2033	9.51	87	21373	1151	882	56.62	43.38
7	9	2013	3	18	2033	9.51	88	21373	1164	869	57.26	42.74
9	18	2013	4	18	2033	9.51	89	21373	1202	831	59.12	40.88
9	19	2013	5	16	2031	9.50	90	21373	1089	942	53.62	46.38
10	18	2013	6	17	2031	9.50	91	21373	1108	923	54.55	45.45
6	21	2013	6	18	2029	9.49	92	21373	1106	923	54.51	45.49
10	11	2013	6	18	2028	9.49	93	21373	1127	901	55.57	44.43
11	5	2013	3	17	2025	9.47	94	21373	1066	959	52.64	47.36

EAST IS INCREASING MP DIRECTION

MO	DY	YR	DAY OF WK	HR	HR VOL	PERCENT OF AADT	HOUR NUMBER	AADT	EAST VOLUME	WEST VOLUME	PERCENT EAST IS OF TOTAL VOLUME	PERCENT WEST IS OF TOTAL VOLUME
6	7	2013	6	18	2024	9.47	95	21373	1158	866	57.21	42.79
6	20	2013	5	17	2021	9.46	96	21373	1055	966	52.20	47.80
4	5	2013	6	17	2020	9.45	97	21373	1084	936	53.66	46.34
7	8	2013	2	18	2019	9.45	98	21373	1126	893	55.77	44.23
7	23	2013	3	16	2019	9.45	99	21373	1048	971	51.91	48.09
9	3	2013	3	17	2018	9.44	100	21373	1057	961	52.38	47.62
9	5	2013	5	18	2018	9.44	101	21373	1159	859	57.43	42.57
9	19	2013	5	18	2018	9.44	102	21373	1172	846	58.08	41.92
9	27	2013	6	18	2018	9.44	103	21373	1203	815	59.61	40.39
3	27	2013	4	17	2015	9.43	104	21373	1108	907	54.99	45.01
11	8	2013	6	17	2010	9.40	105	21373	1053	957	52.39	47.61
10	3	2013	5	16	2009	9.40	106	21373	1113	896	55.40	44.60
3	29	2013	6	17	2008	9.40	107	21373	1072	936	53.39	46.61
7	1	2013	2	18	2008	9.40	108	21373	1140	868	56.77	43.23
9	10	2013	3	16	2006	9.39	109	21373	1083	923	53.99	46.01
5	9	2013	5	17	2005	9.38	110	21373	1034	971	51.57	48.43
9	24	2013	3	17	2004	9.38	111	21373	1108	896	55.29	44.71
7	1	2013	2	17	2003	9.37	112	21373	1081	922	53.97	46.03
10	24	2013	5	17	2003	9.37	113	21373	1084	919	54.12	45.88
5	23	2013	5	17	2002	9.37	114	21373	1095	907	54.70	45.30
10	11	2013	6	16	2002	9.37	115	21373	995	1007	49.70	50.30
5	24	2013	6	18	2001	9.36	116	21373	1121	880	56.02	43.98
6	26	2013	4	17	1999	9.35	117	21373	1084	915	54.23	45.77
6	6	2013	5	16	1998	9.35	118	21373	1060	938	53.05	46.95
6	12	2013	4	18	1998	9.35	119	21373	1163	835	58.21	41.79
7	3	2013	4	14	1998	9.35	120	21373	1025	973	51.30	48.70
5	22	2013	4	17	1997	9.34	121	21373	1056	941	52.88	47.12
6	13	2013	5	18	1997	9.34	122	21373	1129	868	56.53	43.47
7	5	2013	6	17	1997	9.34	123	21373	1063	934	53.23	46.77
10	25	2013	6	17	1997	9.34	124	21373	1090	907	54.58	45.42
11	27	2013	4	17	1996	9.34	125	21373	1056	940	52.91	47.09
12	18	2013	4	17	1995	9.33	126	21373	1065	930	53.38	46.62
4	24	2013	4	17	1994	9.33	127	21373	1116	878	55.97	44.03
7	5	2013	6	14	1994	9.33	128	21373	992	1002	49.75	50.25
6	27	2013	5	17	1992	9.32	129	21373	1023	969	51.36	48.64
11	20	2013	4	17	1992	9.32	130	21373	1050	942	52.71	47.29
9	10	2013	3	17	1989	9.31	131	21373	1115	874	56.06	43.94
6	6	2013	5	18	1988	9.30	132	21373	1133	855	56.99	43.01
6	5	2013	4	17	1987	9.30	133	21373	1090	897	54.86	45.14
7	22	2013	2	16	1987	9.30	134	21373	1058	929	53.25	46.75
10	23	2013	4	17	1986	9.29	135	21373	1065	921	53.63	46.37

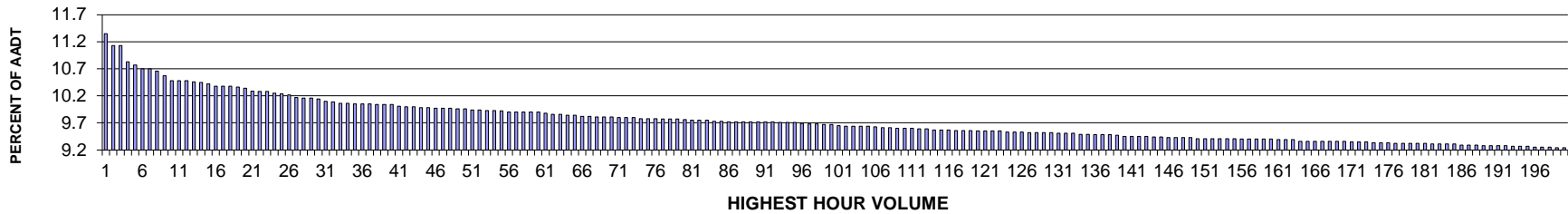
EAST IS INCREASING MP DIRECTION

MO	DY	YR	DAY OF WK	HR	HR VOL	PERCENT OF AADT	HOUR NUMBER	AADT	EAST VOLUME	WEST VOLUME	PERCENT EAST IS OF TOTAL VOLUME	PERCENT WEST IS OF TOTAL VOLUME
5	22	2013	4	18	1984	9.28	136	21373	1098	886	55.34	44.66
6	26	2013	4	18	1984	9.28	137	21373	1139	845	57.41	42.59
7	5	2013	6	18	1982	9.27	138	21373	1166	816	58.83	41.17
7	24	2013	4	16	1982	9.27	139	21373	1031	951	52.02	47.98
7	25	2013	5	16	1982	9.27	140	21373	1058	924	53.38	46.62
5	28	2013	3	17	1981	9.27	141	21373	1059	922	53.46	46.54
6	21	2013	6	16	1981	9.27	142	21373	990	991	49.97	50.03
7	17	2013	4	16	1981	9.27	143	21373	980	1001	49.47	50.53
10	4	2013	6	18	1981	9.27	144	21373	1202	779	60.68	39.32
4	17	2013	4	18	1980	9.26	145	21373	1141	839	57.63	42.37
7	9	2013	3	16	1980	9.26	146	21373	1041	939	52.58	47.42
9	12	2013	5	16	1980	9.26	147	21373	1061	919	53.59	46.41
6	18	2013	3	18	1978	9.25	148	21373	1152	826	58.24	41.76
9	11	2013	4	16	1978	9.25	149	21373	1057	921	53.44	46.56
6	20	2013	5	18	1977	9.25	150	21373	1125	852	56.90	43.10
7	25	2013	5	15	1977	9.25	151	21373	983	994	49.72	50.28
9	3	2013	3	18	1975	9.24	152	21373	1131	844	57.27	42.73
9	18	2013	4	16	1975	9.24	153	21373	1068	907	54.08	45.92
9	26	2013	5	18	1975	9.24	154	21373	1099	876	55.65	44.35
4	17	2013	4	17	1974	9.24	155	21373	1077	897	54.56	45.44
11	1	2013	6	17	1974	9.24	156	21373	1015	959	51.42	48.58
9	5	2013	5	17	1973	9.23	157	21373	1070	903	54.23	45.77
10	29	2013	3	17	1972	9.23	158	21373	1117	855	56.64	43.36
7	5	2013	6	13	1971	9.22	159	21373	901	1070	45.71	54.29
10	18	2013	6	18	1971	9.22	160	21373	1084	887	55.00	45.00
6	5	2013	4	18	1970	9.22	161	21373	1119	851	56.80	43.20
4	12	2013	6	17	1969	9.21	162	21373	1060	909	53.83	46.17
6	11	2013	3	18	1968	9.21	163	21373	1137	831	57.77	42.23
7	19	2013	6	13	1968	9.21	164	21373	1004	964	51.02	48.98
10	4	2013	6	16	1968	9.21	165	21373	1023	945	51.98	48.02
5	30	2013	5	17	1967	9.20	166	21373	1062	905	53.99	46.01
9	13	2013	6	16	1967	9.20	167	21373	986	981	50.13	49.87
4	30	2013	3	17	1966	9.20	168	21373	1113	853	56.61	43.39
7	12	2013	6	15	1965	9.19	169	21373	938	1027	47.74	52.26
10	1	2013	3	17	1963	9.18	170	21373	1029	934	52.42	47.58
10	9	2013	4	17	1963	9.18	171	21373	1088	875	55.43	44.57
5	3	2013	6	16	1961	9.18	172	21373	1102	859	56.20	43.80
5	17	2013	6	16	1961	9.18	173	21373	1060	901	54.05	45.95
10	15	2013	3	17	1961	9.18	174	21373	1028	933	52.42	47.58
12	13	2013	6	17	1961	9.18	175	21373	1044	917	53.24	46.76
6	4	2013	3	18	1959	9.17	176	21373	1121	838	57.22	42.78

EAST IS INCREASING MP DIRECTION

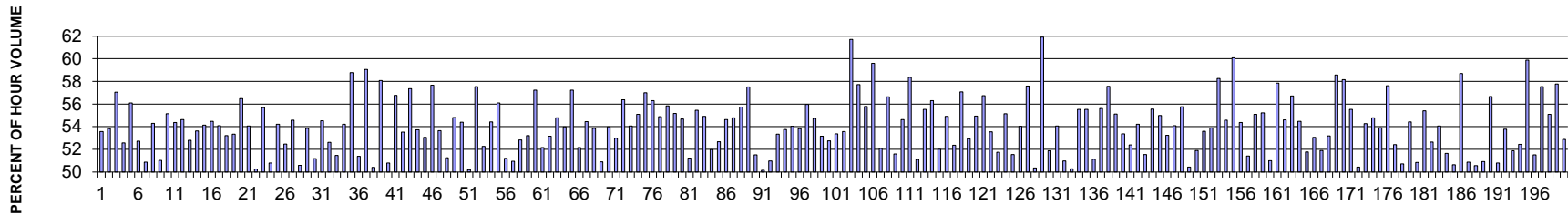
MO	DY	YR	DAY OF WK	HR	HR VOL	PERCENT OF AADT	HOUR NUMBER	AADT	EAST VOLUME	WEST VOLUME	PERCENT EAST IS OF TOTAL VOLUME	PERCENT WEST IS OF TOTAL VOLUME
9	9	2013	2	17	1959	9.17	177	21373	1041	918	53.14	46.86
6	12	2013	4	17	1958	9.16	178	21373	1056	902	53.93	46.07
6	15	2013	7	13	1958	9.16	179	21373	907	1051	46.32	53.68
11	15	2013	6	17	1958	9.16	180	21373	1083	875	55.31	44.69
3	29	2013	6	16	1957	9.16	181	21373	1080	877	55.19	44.81
10	14	2013	2	17	1957	9.16	182	21373	1039	918	53.09	46.91
5	16	2013	5	17	1955	9.15	183	21373	1013	942	51.82	48.18
4	25	2013	5	17	1954	9.14	184	21373	1108	846	56.70	43.30
4	26	2013	6	16	1954	9.14	185	21373	990	964	50.67	49.33
12	4	2013	4	17	1954	9.14	186	21373	1041	913	53.28	46.72
5	1	2013	4	17	1953	9.14	187	21373	1063	890	54.43	45.57
9	17	2013	3	18	1952	9.13	188	21373	1139	813	58.35	41.65
12	17	2013	3	17	1952	9.13	189	21373	1057	895	54.15	45.85
9	6	2013	6	14	1951	9.13	190	21373	978	973	50.13	49.87
3	8	2013	6	17	1950	9.12	191	21373	1037	913	53.18	46.82
6	25	2013	3	17	1950	9.12	192	21373	1064	886	54.56	45.44
6	27	2013	5	18	1948	9.11	193	21373	1128	820	57.91	42.09
9	16	2013	2	17	1948	9.11	194	21373	991	957	50.87	49.13
11	25	2013	2	17	1948	9.11	195	21373	1038	910	53.29	46.71
1	4	2013	6	17	1944	9.10	196	21373	1072	872	55.14	44.86
9	9	2013	2	18	1944	9.10	197	21373	1143	801	58.80	41.20
6	20	2013	5	15	1943	9.09	198	21373	960	983	49.41	50.59
7	12	2013	6	14	1943	9.09	199	21373	939	1004	48.33	51.67
5	28	2013	3	16	1942	9.09	200	21373	987	955	50.82	49.18

**SR 395 MP 235.60 KETTLE FALLS ADC SITE R070
K FOR PEAK 200 HOURS OF 2013**



AADT= 7532 K 30 FACTOR= 10.14 K 100 FACTOR= 9.67 K 200 FACTOR= 9.24 D 30 FACTOR= 51.18

**SR 395 MP 235.60 KETTLE FALLS ADC SITE R070
D % IN THE PEAK 200 HOURS OF 2013**



MO	DY	YR	DAY OF WK	HR	HR VOL	PERCENT OF AADT	HOUR NUMBER	AADT	NORTH VOLUME	SOUTH VOLUME	PERCENT NORTH IS OF TOTAL VOLUME	PERCENT SOUTH IS OF TOTAL VOLUME
7	3	2013	4	15	855	11.35	1	7532	458	397	53.57	46.43
6	28	2013	6	16	838	11.13	2	7532	451	387	53.82	46.18
7	3	2013	4	16	838	11.13	3	7532	478	360	57.04	42.96
6	7	2013	6	16	816	10.83	4	7532	429	387	52.57	47.43
5	31	2013	6	16	811	10.77	5	7532	455	356	56.10	43.90
7	2	2013	3	16	806	10.70	6	7532	425	381	52.73	47.27
7	12	2013	6	16	806	10.70	7	7532	410	396	50.87	49.13
10	3	2013	5	16	803	10.66	8	7532	436	367	54.30	45.70
10	4	2013	6	16	796	10.57	9	7532	406	390	51.01	48.99
7	11	2013	5	17	789	10.48	10	7532	435	354	55.13	44.87
7	12	2013	6	15	789	10.48	11	7532	429	360	54.37	45.63
10	4	2013	6	15	789	10.48	12	7532	431	358	54.63	45.37

MO	DY	YR	DAY OF WK	HR	HR VOL	PERCENT OF AADT	HOUR NUMBER	AADT	NORTH VOLUME	SOUTH VOLUME	PERCENT NORTH IS OF TOTAL VOLUME	PERCENT SOUTH IS OF TOTAL VOLUME
7	12	2013	6	13	788	10.46	13	7532	416	372	52.79	47.21
5	3	2013	6	16	787	10.45	14	7532	422	365	53.62	46.38
7	3	2013	4	14	785	10.42	15	7532	425	360	54.14	45.86
5	31	2013	6	17	782	10.38	16	7532	426	356	54.48	45.52
6	12	2013	4	16	782	10.38	17	7532	423	359	54.09	45.91
7	1	2013	2	17	782	10.38	18	7532	416	366	53.20	46.80
7	12	2013	6	17	780	10.36	19	7532	416	364	53.33	46.67
7	26	2013	6	15	779	10.34	20	7532	440	339	56.48	43.52
7	19	2013	6	14	775	10.29	21	7532	419	356	54.06	45.94
7	26	2013	6	13	774	10.28	22	7532	389	385	50.26	49.74
10	18	2013	6	15	774	10.28	23	7532	431	343	55.68	44.32
7	3	2013	4	13	772	10.25	24	7532	392	380	50.78	49.22
6	28	2013	6	17	771	10.24	25	7532	418	353	54.22	45.78
5	15	2013	4	16	770	10.22	26	7532	404	366	52.47	47.53
7	10	2013	4	15	766	10.17	27	7532	418	348	54.57	45.43
7	16	2013	3	17	765	10.16	28	7532	387	378	50.59	49.41
7	26	2013	6	16	765	10.16	29	7532	412	353	53.86	46.14
6	28	2013	6	13	764	10.14	30	7532	391	373	51.18	48.82
10	18	2013	6	17	761	10.10	31	7532	415	346	54.53	45.47
5	9	2013	5	16	760	10.09	32	7532	400	360	52.63	47.37
5	20	2013	2	16	758	10.06	33	7532	390	368	51.45	48.55
6	27	2013	5	16	758	10.06	34	7532	411	347	54.22	45.78
4	18	2013	5	16	757	10.05	35	7532	445	312	58.78	41.22
5	10	2013	6	16	757	10.05	36	7532	389	368	51.39	48.61
7	1	2013	2	16	757	10.05	37	7532	447	310	59.05	40.95
5	10	2013	6	15	756	10.04	38	7532	381	375	50.40	49.60
10	4	2013	6	17	756	10.04	39	7532	439	317	58.07	41.93
10	18	2013	6	16	756	10.04	40	7532	384	372	50.79	49.21
10	17	2013	5	17	754	10.01	41	7532	428	326	56.76	43.24
5	10	2013	6	17	753	10.00	42	7532	403	350	53.52	46.48
10	15	2013	3	17	753	10.00	43	7532	432	321	57.37	42.63
4	25	2013	5	16	752	9.98	44	7532	404	348	53.72	46.28
5	31	2013	6	15	752	9.98	45	7532	399	353	53.06	46.94
5	20	2013	2	17	751	9.97	46	7532	433	318	57.66	42.34
6	10	2013	2	16	751	9.97	47	7532	403	348	53.66	46.34
7	3	2013	4	12	751	9.97	48	7532	366	385	48.74	51.26
5	9	2013	5	17	750	9.96	49	7532	411	339	54.80	45.20
7	15	2013	2	17	750	9.96	50	7532	408	342	54.40	45.60
5	7	2013	3	16	749	9.94	51	7532	376	373	50.20	49.80
7	17	2013	4	16	749	9.94	52	7532	431	318	57.54	42.46
5	28	2013	3	16	748	9.93	53	7532	391	357	52.27	47.73

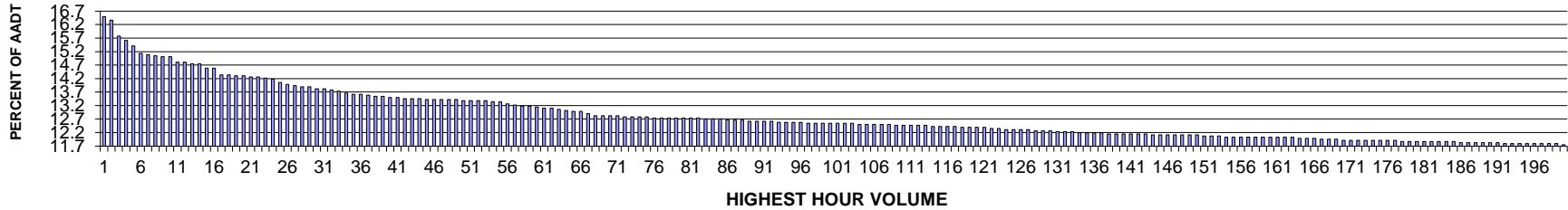
MO	DY	YR	DAY OF WK	HR	HR VOL	PERCENT OF AADT	HOUR NUMBER	AADT	NORTH VOLUME	SOUTH VOLUME	PERCENT NORTH IS OF TOTAL VOLUME	PERCENT SOUTH IS OF TOTAL VOLUME
6	14	2013	6	15	748	9.93	54	7532	407	341	54.41	45.59
5	3	2013	6	15	747	9.92	55	7532	419	328	56.09	43.91
7	1	2013	2	13	746	9.90	56	7532	382	364	51.21	48.79
7	12	2013	6	14	746	9.90	57	7532	380	366	50.94	49.06
7	19	2013	6	13	746	9.90	58	7532	394	352	52.82	47.18
7	23	2013	3	17	746	9.90	59	7532	397	349	53.22	46.78
10	24	2013	5	17	746	9.90	60	7532	427	319	57.24	42.76
5	23	2013	5	16	744	9.88	61	7532	388	356	52.15	47.85
7	1	2013	2	14	743	9.86	62	7532	395	348	53.16	46.84
7	25	2013	5	16	743	9.86	63	7532	407	336	54.78	45.22
6	14	2013	6	16	741	9.84	64	7532	400	341	53.98	46.02
7	3	2013	4	17	741	9.84	65	7532	424	317	57.22	42.78
5	17	2013	6	15	740	9.82	66	7532	386	354	52.16	47.84
5	24	2013	6	14	740	9.82	67	7532	403	337	54.46	45.54
6	10	2013	2	17	739	9.81	68	7532	398	341	53.86	46.14
6	28	2013	6	15	739	9.81	69	7532	376	363	50.88	49.12
10	3	2013	5	15	739	9.81	70	7532	399	340	53.99	46.01
6	7	2013	6	15	738	9.80	71	7532	391	347	52.98	47.02
7	24	2013	4	14	738	9.80	72	7532	416	322	56.37	43.63
10	1	2013	3	16	738	9.80	73	7532	399	339	54.07	45.93
6	6	2013	5	17	737	9.78	74	7532	406	331	55.09	44.91
7	26	2013	6	17	737	9.78	75	7532	420	317	56.99	43.01
12	10	2013	3	16	737	9.78	76	7532	415	322	56.31	43.69
6	21	2013	6	16	736	9.77	77	7532	404	332	54.89	45.11
7	8	2013	2	16	736	9.77	78	7532	411	325	55.84	44.16
7	18	2013	5	15	736	9.77	79	7532	406	330	55.16	44.84
7	9	2013	3	17	735	9.76	80	7532	402	333	54.69	45.31
6	12	2013	4	15	734	9.75	81	7532	376	358	51.23	48.77
7	18	2013	5	16	734	9.75	82	7532	407	327	55.45	44.55
7	30	2013	3	17	734	9.75	83	7532	403	331	54.90	45.10
6	1	2013	7	14	733	9.73	84	7532	352	381	48.02	51.98
6	28	2013	6	14	733	9.73	85	7532	386	347	52.66	47.34
6	11	2013	3	17	732	9.72	86	7532	400	332	54.64	45.36
7	31	2013	4	15	732	9.72	87	7532	401	331	54.78	45.22
7	31	2013	4	16	732	9.72	88	7532	408	324	55.74	44.26
10	3	2013	5	17	732	9.72	89	7532	421	311	57.51	42.49
10	4	2013	6	14	732	9.72	90	7532	377	355	51.50	48.50
10	15	2013	3	16	732	9.72	91	7532	367	365	50.14	49.86
10	24	2013	5	16	732	9.72	92	7532	359	373	49.04	50.96
5	22	2013	4	16	731	9.71	93	7532	390	341	53.35	46.65
6	18	2013	3	17	731	9.71	94	7532	393	338	53.76	46.24

MO	DY	YR	DAY OF WK	HR	HR VOL	PERCENT OF AADT	HOUR NUMBER	AADT	NORTH VOLUME	SOUTH VOLUME	PERCENT NORTH IS OF TOTAL VOLUME	PERCENT SOUTH IS OF TOTAL VOLUME
7	10	2013	4	16	731	9.71	95	7532	395	336	54.04	45.96
7	12	2013	6	12	730	9.69	96	7532	337	393	46.16	53.84
4	26	2013	6	16	729	9.68	97	7532	408	321	55.97	44.03
7	9	2013	3	16	729	9.68	98	7532	399	330	54.73	45.27
7	24	2013	4	15	728	9.67	99	7532	387	341	53.16	46.84
10	11	2013	6	16	728	9.67	100	7532	344	384	47.25	52.75
7	19	2013	6	16	727	9.65	101	7532	388	339	53.37	46.63
6	28	2013	6	12	726	9.64	102	7532	337	389	46.42	53.58
10	11	2013	6	17	726	9.64	103	7532	448	278	61.71	38.29
10	18	2013	6	14	726	9.64	104	7532	419	307	57.71	42.29
12	5	2013	5	16	726	9.64	105	7532	405	321	55.79	44.21
12	3	2013	3	16	725	9.63	106	7532	432	293	59.59	40.41
5	14	2013	3	16	724	9.61	107	7532	377	347	52.07	47.93
7	1	2013	2	15	724	9.61	108	7532	410	314	56.63	43.37
5	3	2013	6	17	723	9.60	109	7532	373	350	51.59	48.41
5	8	2013	4	16	723	9.60	110	7532	395	328	54.63	45.37
7	24	2013	4	16	723	9.60	111	7532	422	301	58.37	41.63
6	5	2013	4	17	722	9.59	112	7532	369	353	51.11	48.89
6	6	2013	5	15	722	9.59	113	7532	401	321	55.54	44.46
4	30	2013	3	17	721	9.57	114	7532	406	315	56.31	43.69
5	9	2013	5	15	721	9.57	115	7532	375	346	52.01	47.99
5	17	2013	6	16	721	9.57	116	7532	396	325	54.92	45.08
7	1	2013	2	12	720	9.56	117	7532	343	377	47.64	52.36
7	10	2013	4	17	720	9.56	118	7532	411	309	57.08	42.92
7	29	2013	2	16	720	9.56	119	7532	381	339	52.92	47.08
5	1	2013	4	16	719	9.55	120	7532	395	324	54.94	45.06
5	22	2013	4	17	719	9.55	121	7532	408	311	56.75	43.25
6	5	2013	4	15	719	9.55	122	7532	385	334	53.55	46.45
10	10	2013	5	16	719	9.55	123	7532	372	347	51.74	48.26
6	1	2013	7	13	718	9.53	124	7532	322	396	44.85	55.15
7	10	2013	4	13	718	9.53	125	7532	370	348	51.53	48.47
10	17	2013	5	16	718	9.53	126	7532	388	330	54.04	45.96
6	5	2013	4	16	717	9.52	127	7532	413	304	57.60	42.40
6	7	2013	6	13	717	9.52	128	7532	361	356	50.35	49.65
10	1	2013	3	17	717	9.52	129	7532	444	273	61.92	38.08
10	16	2013	4	16	717	9.52	130	7532	372	345	51.88	48.12
6	25	2013	3	17	716	9.51	131	7532	387	329	54.05	45.95
7	26	2013	6	12	716	9.51	132	7532	351	365	49.02	50.98
10	23	2013	4	16	716	9.51	133	7532	356	360	49.72	50.28
7	2	2013	3	17	715	9.49	134	7532	397	318	55.52	44.48
7	25	2013	5	17	715	9.49	135	7532	397	318	55.52	44.48

MO	DY	YR	DAY OF WK	HR	HR VOL	PERCENT OF AADT	HOUR NUMBER	AADT	NORTH VOLUME	SOUTH VOLUME	PERCENT NORTH IS OF TOTAL VOLUME	PERCENT SOUTH IS OF TOTAL VOLUME
5	21	2013	3	16	714	9.48	136	7532	365	349	51.12	48.88
6	6	2013	5	16	714	9.48	137	7532	397	317	55.60	44.40
7	25	2013	5	15	714	9.48	138	7532	411	303	57.56	42.44
7	3	2013	4	11	713	9.47	139	7532	320	393	44.88	55.12
7	9	2013	3	15	712	9.45	140	7532	380	332	53.37	46.63
7	19	2013	6	12	712	9.45	141	7532	339	373	47.61	52.39
7	23	2013	3	16	712	9.45	142	7532	386	326	54.21	45.79
7	24	2013	4	17	712	9.45	143	7532	367	345	51.54	48.46
5	14	2013	3	17	711	9.44	144	7532	395	316	55.56	44.44
5	24	2013	6	15	711	9.44	145	7532	391	320	54.99	45.01
4	24	2013	4	16	710	9.43	146	7532	378	332	53.24	46.76
5	15	2013	4	17	710	9.43	147	7532	384	326	54.08	45.92
7	17	2013	4	15	710	9.43	148	7532	396	314	55.77	44.23
7	23	2013	3	13	710	9.43	149	7532	352	358	49.58	50.42
6	24	2013	2	16	709	9.41	150	7532	341	368	48.10	51.90
6	27	2013	5	17	709	9.41	151	7532	380	329	53.60	46.40
7	11	2013	5	16	709	9.41	152	7532	382	327	53.88	46.12
7	15	2013	2	15	709	9.41	153	7532	413	296	58.25	41.75
7	18	2013	5	17	709	9.41	154	7532	387	322	54.58	45.42
7	26	2013	6	18	709	9.41	155	7532	426	283	60.08	39.92
5	10	2013	6	12	708	9.40	156	7532	323	385	45.62	54.38
6	4	2013	3	16	708	9.40	157	7532	364	344	51.41	48.59
6	27	2013	5	15	708	9.40	158	7532	390	318	55.08	44.92
7	2	2013	3	15	708	9.40	159	7532	391	317	55.23	44.77
7	11	2013	5	14	708	9.40	160	7532	361	347	50.99	49.01
6	13	2013	5	17	707	9.39	161	7532	409	298	57.85	42.15
6	14	2013	6	17	707	9.39	162	7532	386	321	54.60	45.40
10	10	2013	5	17	707	9.39	163	7532	401	306	56.72	43.28
4	12	2013	6	16	705	9.36	164	7532	384	321	54.47	45.53
5	16	2013	5	16	705	9.36	165	7532	365	340	51.77	48.23
6	21	2013	6	15	705	9.36	166	7532	374	331	53.05	46.95
6	26	2013	4	15	705	9.36	167	7532	339	366	48.09	51.91
7	5	2013	6	15	705	9.36	168	7532	375	330	53.19	46.81
7	19	2013	6	15	705	9.36	169	7532	413	292	58.58	41.42
10	11	2013	6	15	705	9.36	170	7532	410	295	58.16	41.84
10	8	2013	3	15	704	9.35	171	7532	391	313	55.54	44.46
10	25	2013	6	16	704	9.35	172	7532	355	349	50.43	49.57
10	25	2013	6	17	704	9.35	173	7532	382	322	54.26	45.74
6	12	2013	4	17	703	9.33	174	7532	385	318	54.77	45.23
7	30	2013	3	16	703	9.33	175	7532	379	324	53.91	46.09
10	21	2013	2	17	703	9.33	176	7532	405	298	57.61	42.39

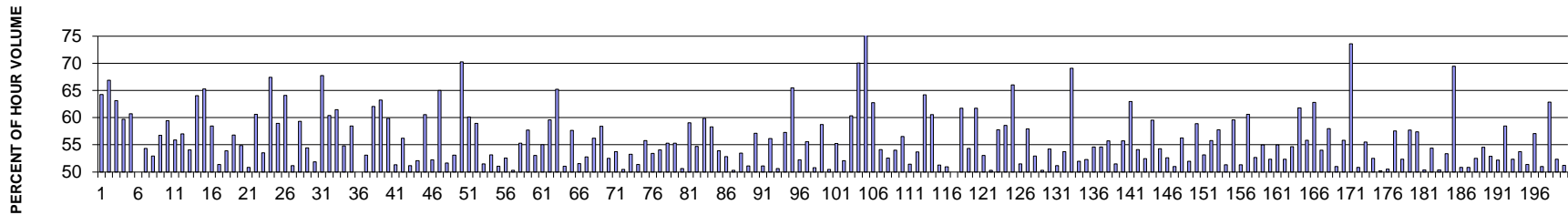
MO	DY	YR	DAY OF WK	HR	HR VOL	PERCENT OF AADT	HOUR NUMBER	AADT	NORTH VOLUME	SOUTH VOLUME	PERCENT NORTH IS OF TOTAL VOLUME	PERCENT SOUTH IS OF TOTAL VOLUME
5	10	2013	6	13	702	9.32	177	7532	334	368	47.58	52.42
5	24	2013	6	16	702	9.32	178	7532	356	346	50.71	49.29
7	29	2013	2	17	702	9.32	179	7532	382	320	54.42	45.58
7	31	2013	4	13	702	9.32	180	7532	345	357	49.15	50.85
10	2	2013	4	16	702	9.32	181	7532	389	313	55.41	44.59
5	3	2013	6	14	701	9.31	182	7532	369	332	52.64	47.36
5	31	2013	6	14	701	9.31	183	7532	379	322	54.07	45.93
6	26	2013	4	16	701	9.31	184	7532	362	339	51.64	48.36
7	18	2013	5	13	701	9.31	185	7532	346	355	49.36	50.64
5	21	2013	3	17	700	9.29	186	7532	411	289	58.71	41.29
6	7	2013	6	14	700	9.29	187	7532	344	356	49.14	50.86
7	24	2013	4	13	700	9.29	188	7532	346	354	49.43	50.57
6	14	2013	6	13	699	9.28	189	7532	356	343	50.93	49.07
7	16	2013	3	16	699	9.28	190	7532	396	303	56.65	43.35
10	22	2013	3	16	699	9.28	191	7532	355	344	50.79	49.21
12	13	2013	6	16	699	9.28	192	7532	376	323	53.79	46.21
6	11	2013	3	16	698	9.27	193	7532	362	336	51.86	48.14
10	5	2013	7	14	698	9.27	194	7532	366	332	52.44	47.56
12	3	2013	3	17	698	9.27	195	7532	418	280	59.89	40.11
5	6	2013	2	16	697	9.25	196	7532	359	338	51.51	48.49
6	19	2013	4	17	697	9.25	197	7532	401	296	57.53	42.47
7	5	2013	6	14	697	9.25	198	7532	384	313	55.09	44.91
5	8	2013	4	17	696	9.24	199	7532	402	294	57.76	42.24
7	31	2013	4	17	696	9.24	200	7532	368	328	52.87	47.13

**SR 101 MP 203.93 SAPPHO ADC SITE R073
K FOR PEAK 200 HOURS OF 2013**



AADT= 2511 K 30 FACTOR= 13.82 K 100 FACTOR= 12.54 K 200 FACTOR= 11.75 D 30 FACTOR= 51.87

**SR 101 MP 203.93 SAPPHO ADC SITE R073
D % IN THE PEAK 200 HOURS OF 2013**



MO	DY	YR	DAY OF WK	HR	HR VOL	PERCENT OF AADT	HOUR NUMBER	AADT	NORTH VOLUME	SOUTH VOLUME	PERCENT NORTH IS OF TOTAL VOLUME	PERCENT SOUTH IS OF TOTAL VOLUME
7	7	2013	1	12	414	16.49	1	2511	266	148	64.25	35.75
7	7	2013	1	13	411	16.37	2	2511	275	136	66.91	33.09
8	25	2013	1	14	396	15.77	3	2511	250	146	63.13	36.87
7	28	2013	1	14	392	15.61	4	2511	234	158	59.69	40.31
8	4	2013	1	15	387	15.41	5	2511	235	152	60.72	39.28
7	6	2013	7	13	380	15.13	6	2511	190	190	50.00	50.00
8	18	2013	1	12	379	15.09	7	2511	206	173	54.35	45.65
7	6	2013	7	12	378	15.05	8	2511	178	200	47.09	52.91
7	28	2013	1	13	377	15.01	9	2511	214	163	56.76	43.24
8	18	2013	1	13	377	15.01	10	2511	224	153	59.42	40.58
7	6	2013	7	16	372	14.81	11	2511	208	164	55.91	44.09
8	18	2013	1	15	372	14.81	12	2511	212	160	56.99	43.01

MO	DY	YR	DAY OF WK	HR	HR VOL	PERCENT OF AADT	HOUR NUMBER	AADT	NORTH VOLUME	SOUTH VOLUME	PERCENT NORTH IS OF TOTAL VOLUME	PERCENT SOUTH IS OF TOTAL VOLUME
7	5	2013	6	16	370	14.74	13	2511	200	170	54.05	45.95
7	6	2013	7	17	370	14.74	14	2511	237	133	64.05	35.95
7	7	2013	1	14	366	14.58	15	2511	239	127	65.30	34.70
7	14	2013	1	13	366	14.58	16	2511	214	152	58.47	41.53
8	17	2013	7	13	360	14.34	17	2511	175	185	48.61	51.39
8	23	2013	6	16	360	14.34	18	2511	194	166	53.89	46.11
7	6	2013	7	14	359	14.30	19	2511	155	204	43.18	56.82
8	4	2013	1	14	359	14.30	20	2511	197	162	54.87	45.13
8	9	2013	6	17	358	14.26	21	2511	182	176	50.84	49.16
8	11	2013	1	12	358	14.26	22	2511	217	141	60.61	39.39
8	3	2013	7	12	357	14.22	23	2511	166	191	46.50	53.50
8	25	2013	1	17	356	14.18	24	2511	240	116	67.42	32.58
7	21	2013	1	12	353	14.06	25	2511	208	145	58.92	41.08
7	14	2013	1	14	351	13.98	26	2511	225	126	64.10	35.90
8	9	2013	6	16	350	13.94	27	2511	171	179	48.86	51.14
7	21	2013	1	13	349	13.90	28	2511	207	142	59.31	40.69
7	27	2013	7	13	349	13.90	29	2511	159	190	45.56	54.44
7	5	2013	6	17	347	13.82	30	2511	167	180	48.13	51.87
9	15	2013	1	12	347	13.82	31	2511	235	112	67.72	32.28
8	11	2013	1	14	346	13.78	32	2511	209	137	60.40	39.60
7	7	2013	1	15	345	13.74	33	2511	212	133	61.45	38.55
8	4	2013	1	12	343	13.66	34	2511	188	155	54.81	45.19
8	18	2013	1	14	342	13.62	35	2511	200	142	58.48	41.52
9	1	2013	1	15	342	13.62	36	2511	171	171	50.00	50.00
8	9	2013	6	14	341	13.58	37	2511	160	181	46.92	53.08
8	11	2013	1	13	340	13.54	38	2511	211	129	62.06	37.94
9	2	2013	2	13	340	13.54	39	2511	215	125	63.24	36.76
8	4	2013	1	16	339	13.50	40	2511	203	136	59.88	40.12
8	21	2013	4	17	339	13.50	41	2511	165	174	48.67	51.33
7	6	2013	7	18	338	13.46	42	2511	190	148	56.21	43.79
7	26	2013	6	15	338	13.46	43	2511	165	173	48.82	51.18
8	9	2013	6	15	338	13.46	44	2511	176	162	52.07	47.93
7	14	2013	1	12	337	13.42	45	2511	204	133	60.53	39.47
7	19	2013	6	17	337	13.42	46	2511	161	176	47.77	52.23
7	21	2013	1	17	337	13.42	47	2511	219	118	64.99	35.01
8	23	2013	6	15	337	13.42	48	2511	174	163	51.63	48.37
9	1	2013	1	14	337	13.42	49	2511	179	158	53.12	46.88
7	7	2013	1	16	336	13.38	50	2511	236	100	70.24	29.76
7	28	2013	1	15	336	13.38	51	2511	202	134	60.12	39.88
7	28	2013	1	16	336	13.38	52	2511	198	138	58.93	41.07
8	23	2013	6	17	336	13.38	53	2511	163	173	48.51	51.49

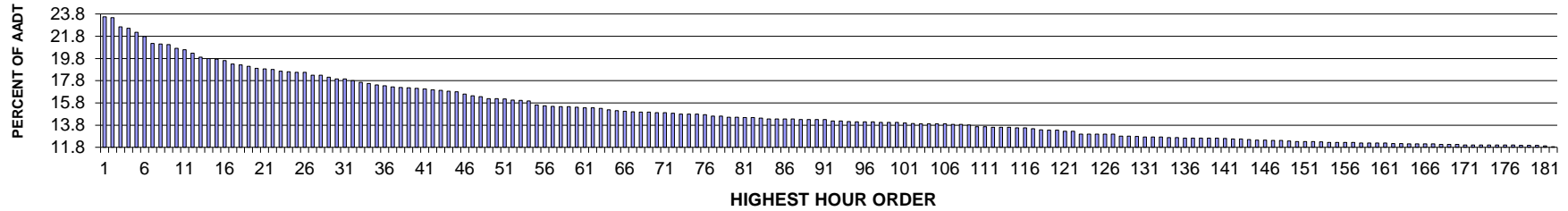
MO	DY	YR	DAY OF WK	HR	HR VOL	PERCENT OF AADT	HOUR NUMBER	AADT	NORTH VOLUME	SOUTH VOLUME	PERCENT NORTH IS OF TOTAL VOLUME	PERCENT SOUTH IS OF TOTAL VOLUME
7	6	2013	7	15	335	13.34	54	2511	157	178	46.87	53.13
7	24	2013	4	16	335	13.34	55	2511	171	164	51.04	48.96
8	24	2013	7	16	333	13.26	56	2511	175	158	52.55	47.45
8	15	2013	5	16	332	13.22	57	2511	167	165	50.30	49.70
7	10	2013	4	16	331	13.18	58	2511	183	148	55.29	44.71
8	18	2013	1	11	331	13.18	59	2511	191	140	57.70	42.30
7	6	2013	7	11	330	13.14	60	2511	155	175	46.97	53.03
8	8	2013	5	16	329	13.10	61	2511	181	148	55.02	44.98
8	25	2013	1	15	329	13.10	62	2511	196	133	59.57	40.43
9	2	2013	2	12	328	13.06	63	2511	214	114	65.24	34.76
7	19	2013	6	13	327	13.02	64	2511	160	167	48.93	51.07
7	5	2013	6	15	326	12.98	65	2511	138	188	42.33	57.67
9	13	2013	6	17	326	12.98	66	2511	168	158	51.53	48.47
7	25	2013	5	16	324	12.90	67	2511	171	153	52.78	47.22
7	5	2013	6	12	322	12.82	68	2511	141	181	43.79	56.21
7	28	2013	1	17	322	12.82	69	2511	188	134	58.39	41.61
8	17	2013	7	16	322	12.82	70	2511	153	169	47.52	52.48
8	18	2013	1	16	322	12.82	71	2511	173	149	53.73	46.27
7	26	2013	6	14	321	12.78	72	2511	162	159	50.47	49.53
7	27	2013	7	16	321	12.78	73	2511	171	150	53.27	46.73
8	8	2013	5	17	321	12.78	74	2511	165	156	51.40	48.60
8	15	2013	5	14	321	12.78	75	2511	179	142	55.76	44.24
7	26	2013	6	16	320	12.74	76	2511	171	149	53.44	46.56
7	28	2013	1	11	320	12.74	77	2511	147	173	45.94	54.06
7	28	2013	1	12	320	12.74	78	2511	177	143	55.31	44.69
8	5	2013	2	16	320	12.74	79	2511	177	143	55.31	44.69
8	16	2013	6	17	320	12.74	80	2511	158	162	49.38	50.63
8	25	2013	1	13	320	12.74	81	2511	189	131	59.06	40.94
9	1	2013	1	13	320	12.74	82	2511	145	175	45.31	54.69
6	30	2013	1	15	319	12.70	83	2511	191	128	59.87	40.13
8	25	2013	1	16	319	12.70	84	2511	186	133	58.31	41.69
8	31	2013	7	18	319	12.70	85	2511	147	172	46.08	53.92
7	5	2013	6	13	318	12.66	86	2511	150	168	47.17	52.83
7	15	2013	2	16	318	12.66	87	2511	160	158	50.31	49.69
8	12	2013	2	14	318	12.66	88	2511	170	148	53.46	46.54
8	6	2013	3	17	317	12.62	89	2511	155	162	48.90	51.10
8	7	2013	4	12	317	12.62	90	2511	136	181	42.90	57.10
8	7	2013	4	16	317	12.62	91	2511	162	155	51.10	48.90
8	22	2013	5	16	317	12.62	92	2511	178	139	56.15	43.85
7	19	2013	6	15	316	12.58	93	2511	156	160	49.37	50.63
8	2	2013	6	15	316	12.58	94	2511	135	181	42.72	57.28

MO	DY	YR	DAY OF WK	HR	HR VOL	PERCENT OF AADT	HOUR NUMBER	AADT	NORTH VOLUME	SOUTH VOLUME	PERCENT NORTH IS OF TOTAL VOLUME	PERCENT SOUTH IS OF TOTAL VOLUME
8	11	2013	1	15	316	12.58	95	2511	207	109	65.51	34.49
8	12	2013	2	15	316	12.58	96	2511	151	165	47.78	52.22
7	31	2013	4	18	315	12.54	97	2511	175	140	55.56	44.44
8	2	2013	6	13	315	12.54	98	2511	155	160	49.21	50.79
8	7	2013	4	17	315	12.54	99	2511	185	130	58.73	41.27
8	13	2013	3	15	315	12.54	100	2511	156	159	49.52	50.48
8	20	2013	3	15	315	12.54	101	2511	174	141	55.24	44.76
8	22	2013	5	15	315	12.54	102	2511	164	151	52.06	47.94
9	1	2013	1	17	315	12.54	103	2511	190	125	60.32	39.68
7	4	2013	5	11	314	12.50	104	2511	94	220	29.94	70.06
7	4	2013	5	12	314	12.50	105	2511	68	246	21.66	78.34
7	21	2013	1	15	314	12.50	106	2511	197	117	62.74	37.26
8	15	2013	5	15	314	12.50	107	2511	170	144	54.14	45.86
8	23	2013	6	13	314	12.50	108	2511	165	149	52.55	47.45
7	17	2013	4	15	313	12.47	109	2511	169	144	53.99	46.01
7	25	2013	5	17	313	12.47	110	2511	177	136	56.55	43.45
8	2	2013	6	14	313	12.47	111	2511	152	161	48.56	51.44
8	17	2013	7	12	313	12.47	112	2511	145	168	46.33	53.67
9	2	2013	2	14	313	12.47	113	2511	201	112	64.22	35.78
8	4	2013	1	13	312	12.43	114	2511	189	123	60.58	39.42
8	9	2013	6	12	312	12.43	115	2511	152	160	48.72	51.28
8	9	2013	6	13	312	12.43	116	2511	159	153	50.96	49.04
8	10	2013	7	16	312	12.43	117	2511	156	156	50.00	50.00
7	21	2013	1	16	311	12.39	118	2511	192	119	61.74	38.26
7	25	2013	5	14	311	12.39	119	2511	142	169	45.66	54.34
8	11	2013	1	17	311	12.39	120	2511	192	119	61.74	38.26
8	19	2013	2	15	311	12.39	121	2511	165	146	53.05	46.95
7	16	2013	3	14	310	12.35	122	2511	154	156	49.68	50.32
8	6	2013	3	16	310	12.35	123	2511	179	131	57.74	42.26
7	5	2013	6	14	309	12.31	124	2511	128	181	41.42	58.58
8	4	2013	1	17	309	12.31	125	2511	204	105	66.02	33.98
8	10	2013	7	17	309	12.31	126	2511	150	159	48.54	51.46
9	1	2013	1	12	309	12.31	127	2511	130	179	42.07	57.93
7	20	2013	7	15	308	12.27	128	2511	145	163	47.08	52.92
8	9	2013	6	11	308	12.27	129	2511	153	155	49.68	50.32
8	22	2013	5	17	308	12.27	130	2511	141	167	45.78	54.22
7	3	2013	4	15	307	12.23	131	2511	150	157	48.86	51.14
8	8	2013	5	15	307	12.23	132	2511	165	142	53.75	46.25
8	31	2013	7	12	307	12.23	133	2511	95	212	30.94	69.06
7	29	2013	2	14	306	12.19	134	2511	147	159	48.04	51.96
7	30	2013	3	16	306	12.19	135	2511	160	146	52.29	47.71

MO	DY	YR	DAY OF WK	HR	HR VOL	PERCENT OF AADT	HOUR NUMBER	AADT	NORTH VOLUME	SOUTH VOLUME	PERCENT NORTH IS OF TOTAL VOLUME	PERCENT SOUTH IS OF TOTAL VOLUME
8	20	2013	3	16	306	12.19	136	2511	167	139	54.58	45.42
8	24	2013	7	17	306	12.19	137	2511	167	139	54.58	45.42
7	4	2013	5	15	305	12.15	138	2511	135	170	44.26	55.74
7	5	2013	6	18	305	12.15	139	2511	157	148	51.48	48.52
7	13	2013	7	15	305	12.15	140	2511	170	135	55.74	44.26
7	14	2013	1	17	305	12.15	141	2511	192	113	62.95	37.05
8	3	2013	7	18	305	12.15	142	2511	140	165	45.90	54.10
8	31	2013	7	17	305	12.15	143	2511	145	160	47.54	52.46
6	30	2013	1	16	304	12.11	144	2511	181	123	59.54	40.46
8	5	2013	2	15	304	12.11	145	2511	165	139	54.28	45.72
8	15	2013	5	12	304	12.11	146	2511	160	144	52.63	47.37
8	17	2013	7	17	304	12.11	147	2511	155	149	50.99	49.01
8	19	2013	2	14	304	12.11	148	2511	133	171	43.75	56.25
8	30	2013	6	17	304	12.11	149	2511	146	158	48.03	51.97
9	1	2013	1	18	304	12.11	150	2511	179	125	58.88	41.12
6	29	2013	7	17	303	12.07	151	2511	142	161	46.86	53.14
7	3	2013	4	17	303	12.07	152	2511	134	169	44.22	55.78
8	7	2013	4	15	303	12.07	153	2511	175	128	57.76	42.24
6	28	2013	6	15	302	12.03	154	2511	155	147	51.32	48.68
7	16	2013	3	15	302	12.03	155	2511	180	122	59.60	40.40
7	20	2013	7	16	302	12.03	156	2511	147	155	48.68	51.32
7	21	2013	1	14	302	12.03	157	2511	183	119	60.60	39.40
7	24	2013	4	14	302	12.03	158	2511	159	143	52.65	47.35
8	9	2013	6	18	302	12.03	159	2511	136	166	45.03	54.97
8	14	2013	4	13	302	12.03	160	2511	158	144	52.32	47.68
8	17	2013	7	15	302	12.03	161	2511	136	166	45.03	54.97
8	22	2013	5	13	302	12.03	162	2511	144	158	47.68	52.32
8	23	2013	6	14	302	12.03	163	2511	137	165	45.36	54.64
7	14	2013	1	15	301	11.99	164	2511	186	115	61.79	38.21
7	27	2013	7	15	301	11.99	165	2511	133	168	44.19	55.81
8	31	2013	7	15	301	11.99	166	2511	112	189	37.21	62.79
8	1	2013	5	17	300	11.95	167	2511	162	138	54.00	46.00
8	2	2013	6	16	300	11.95	168	2511	126	174	42.00	58.00
8	8	2013	5	13	300	11.95	169	2511	147	153	49.00	51.00
5	26	2013	1	16	299	11.91	170	2511	167	132	55.85	44.15
5	27	2013	2	12	299	11.91	171	2511	220	79	73.58	26.42
7	8	2013	2	15	299	11.91	172	2511	152	147	50.84	49.16
7	11	2013	5	15	299	11.91	173	2511	166	133	55.52	44.48
7	23	2013	3	15	299	11.91	174	2511	157	142	52.51	47.49
7	26	2013	6	13	299	11.91	175	2511	150	149	50.17	49.83
8	1	2013	5	15	299	11.91	176	2511	148	151	49.50	50.50

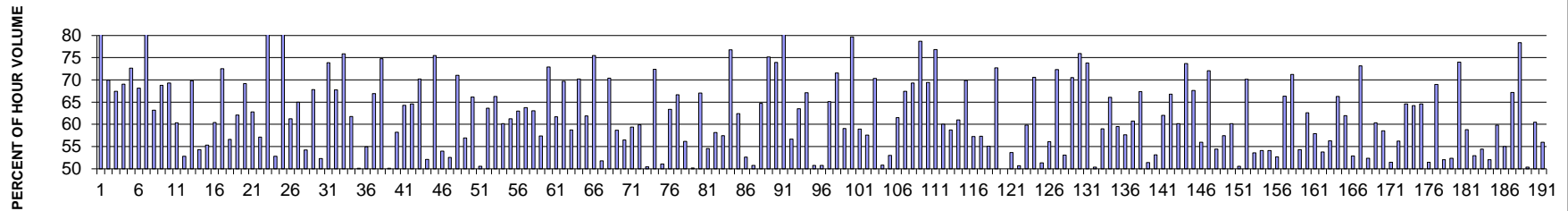
MO	DY	YR	DAY OF WK	HR	HR VOL	PERCENT OF AADT	HOUR NUMBER	AADT	NORTH VOLUME	SOUTH VOLUME	PERCENT NORTH IS OF TOTAL VOLUME	PERCENT SOUTH IS OF TOTAL VOLUME
9	8	2013	1	16	299	11.91	177	2511	172	127	57.53	42.47
7	25	2013	5	15	298	11.87	178	2511	156	142	52.35	47.65
7	27	2013	7	18	298	11.87	179	2511	172	126	57.72	42.28
7	31	2013	4	17	298	11.87	180	2511	171	127	57.38	42.62
8	2	2013	6	17	298	11.87	181	2511	150	148	50.34	49.66
8	17	2013	7	14	298	11.87	182	2511	136	162	45.64	54.36
8	24	2013	7	15	298	11.87	183	2511	150	148	50.34	49.66
9	13	2013	6	16	298	11.87	184	2511	159	139	53.36	46.64
9	15	2013	1	13	298	11.87	185	2511	207	91	69.46	30.54
6	29	2013	7	16	297	11.83	186	2511	151	146	50.84	49.16
7	3	2013	4	18	297	11.83	187	2511	151	146	50.84	49.16
7	12	2013	6	16	297	11.83	188	2511	141	156	47.47	52.53
7	19	2013	6	16	297	11.83	189	2511	135	162	45.45	54.55
7	22	2013	2	13	297	11.83	190	2511	157	140	52.86	47.14
8	14	2013	4	15	297	11.83	191	2511	155	142	52.19	47.81
7	2	2013	3	15	296	11.79	192	2511	173	123	58.45	41.55
7	20	2013	7	17	296	11.79	193	2511	141	155	47.64	52.36
7	22	2013	2	15	296	11.79	194	2511	159	137	53.72	46.28
7	29	2013	2	12	296	11.79	195	2511	152	144	51.35	48.65
8	14	2013	4	17	296	11.79	196	2511	169	127	57.09	42.91
8	16	2013	6	12	296	11.79	197	2511	145	151	48.99	51.01
9	2	2013	2	16	296	11.79	198	2511	186	110	62.84	37.16
9	14	2013	7	16	296	11.79	199	2511	155	141	52.36	47.64
7	12	2013	6	14	295	11.75	200	2511	144	151	48.81	51.19

**SR 101 MP 28.95 NEMAH ADC SITE R074
K FOR PEAK 200 HOURS OF 2013
Recreational Site**



AADT= 2279 K 30 FACTOR= 17.95 K 100 FACTOR= 14.04 K 200 FACTOR= 11.63 D 100 FACTOR= 79.69

**SR 101 MP 28.95 NEMAH ADC SITE R074
D % IN THE PEAK 200 HOURS OF 2013**



MO	DY	YR	DAY OF WK	HR	HR VOL	PERCENT OF AADT	HOUR NUMBER	AADT	NORTH VOLUME	SOUTH VOLUME	PERCENT NORTH IS OF TOTAL VOLUME	PERCENT SOUTH IS OF TOTAL VOLUME
5	27	2013	2	12	537	23.56	1	2279	467	70	86.96	13.04
7	7	2013	1	13	535	23.48	2	2279	374	161	69.91	30.09
9	2	2013	2	12	516	22.64	3	2279	348	168	67.44	32.56
7	7	2013	1	12	513	22.51	4	2279	354	159	69.01	30.99
9	2	2013	2	13	505	22.16	5	2279	367	138	72.67	27.33
7	7	2013	1	14	496	21.76	6	2279	338	158	68.15	31.85
5	27	2013	2	13	482	21.15	7	2279	395	87	81.95	18.05
7	7	2013	1	15	481	21.11	8	2279	304	177	63.20	36.80
9	2	2013	2	14	480	21.06	9	2279	330	150	68.75	31.25
9	8	2013	1	14	472	20.71	10	2279	327	145	69.28	30.72
7	14	2013	1	13	469	20.58	11	2279	283	186	60.34	39.66
7	14	2013	1	14	462	20.27	12	2279	244	218	52.81	47.19

MO	DY	YR	DAY OF WK	HR	HR VOL	PERCENT OF AADT	HOUR NUMBER	AADT	NORTH VOLUME	SOUTH VOLUME	PERCENT NORTH IS OF TOTAL VOLUME	PERCENT SOUTH IS OF TOTAL VOLUME
9	2	2013	2	15	454	19.92	13	2279	317	137	69.82	30.18
7	28	2013	1	15	451	19.79	14	2279	245	206	54.32	45.68
7	6	2013	7	13	450	19.75	15	2279	249	201	55.33	44.67
7	28	2013	1	13	447	19.61	16	2279	270	177	60.40	39.60
9	8	2013	1	15	440	19.31	17	2279	319	121	72.50	27.50
7	6	2013	7	12	438	19.22	18	2279	248	190	56.62	43.38
7	7	2013	1	16	435	19.09	19	2279	270	165	62.07	37.93
9	8	2013	1	16	431	18.91	20	2279	298	133	69.14	30.86
7	28	2013	1	12	430	18.87	21	2279	270	160	62.79	37.21
7	14	2013	1	15	429	18.82	22	2279	245	184	57.11	42.89
7	4	2013	5	16	425	18.65	23	2279	75	350	17.65	82.35
9	1	2013	1	13	424	18.60	24	2279	200	224	47.17	52.83
5	27	2013	2	11	423	18.56	25	2279	354	69	83.69	16.31
9	8	2013	1	13	423	18.56	26	2279	259	164	61.23	38.77
7	14	2013	1	12	417	18.30	27	2279	271	146	64.99	35.01
7	28	2013	1	14	417	18.30	28	2279	226	191	54.20	45.80
9	8	2013	1	12	413	18.12	29	2279	280	133	67.80	32.20
7	6	2013	7	15	409	17.95	30	2279	195	214	47.68	52.32
9	2	2013	2	11	409	17.95	31	2279	302	107	73.84	26.16
9	2	2013	2	16	406	17.81	32	2279	275	131	67.73	32.27
5	27	2013	2	14	402	17.64	33	2279	305	97	75.87	24.13
7	14	2013	1	16	400	17.55	34	2279	247	153	61.75	38.25
7	5	2013	6	13	397	17.42	35	2279	199	198	50.13	49.87
7	5	2013	6	14	395	17.33	36	2279	178	217	45.06	54.94
7	3	2013	4	17	393	17.24	37	2279	130	263	33.08	66.92
7	7	2013	1	11	392	17.20	38	2279	293	99	74.74	25.26
9	1	2013	1	15	391	17.16	39	2279	196	195	50.13	49.87
7	28	2013	1	16	390	17.11	40	2279	227	163	58.21	41.79
7	3	2013	4	15	389	17.07	41	2279	139	250	35.73	64.27
7	26	2013	6	15	387	16.98	42	2279	137	250	35.40	64.60
7	3	2013	4	14	386	16.94	43	2279	115	271	29.79	70.21
7	6	2013	7	14	384	16.85	44	2279	200	184	52.08	47.92
5	5	2013	1	16	383	16.81	45	2279	289	94	75.46	24.54
7	5	2013	6	16	378	16.59	46	2279	174	204	46.03	53.97
9	1	2013	1	16	375	16.45	47	2279	197	178	52.53	47.47
9	6	2013	6	15	373	16.37	48	2279	108	265	28.95	71.05
7	5	2013	6	15	369	16.19	49	2279	159	210	43.09	56.91
9	6	2013	6	16	369	16.19	50	2279	125	244	33.88	66.12
7	6	2013	7	16	368	16.15	51	2279	182	186	49.46	50.54
7	7	2013	1	17	366	16.06	52	2279	233	133	63.66	36.34
7	3	2013	4	16	365	16.02	53	2279	123	242	33.70	66.30

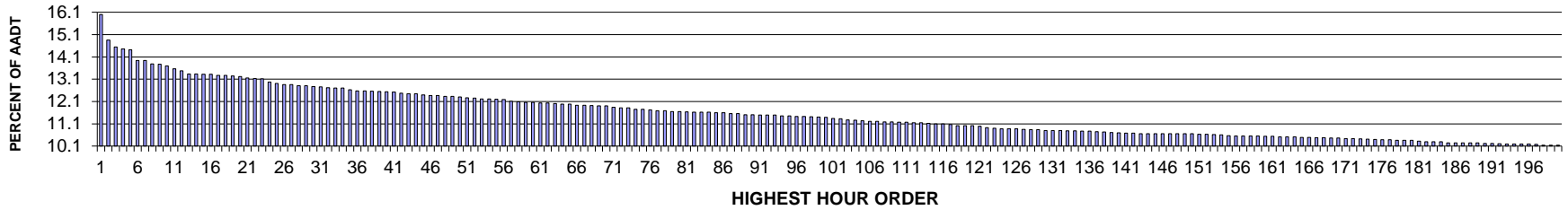
MO	DY	YR	DAY OF WK	HR	HR VOL	PERCENT OF AADT	HOUR NUMBER	AADT	NORTH VOLUME	SOUTH VOLUME	PERCENT NORTH IS OF TOTAL VOLUME	PERCENT SOUTH IS OF TOTAL VOLUME
7	26	2013	6	13	364	15.97	54	2279	145	219	39.84	60.16
7	6	2013	7	11	356	15.62	55	2279	218	138	61.24	38.76
9	15	2013	1	12	354	15.53	56	2279	223	131	62.99	37.01
7	28	2013	1	17	353	15.49	57	2279	225	128	63.74	36.26
9	6	2013	6	13	352	15.45	58	2279	130	222	36.93	63.07
9	15	2013	1	14	352	15.45	59	2279	202	150	57.39	42.61
9	8	2013	1	17	351	15.40	60	2279	256	95	72.93	27.07
9	6	2013	6	14	350	15.36	61	2279	134	216	38.29	61.71
9	7	2013	7	13	350	15.36	62	2279	106	244	30.29	69.71
7	5	2013	6	12	349	15.31	63	2279	205	144	58.74	41.26
9	6	2013	6	17	346	15.18	64	2279	103	243	29.77	70.23
7	3	2013	4	13	344	15.09	65	2279	131	213	38.08	61.92
9	8	2013	1	11	343	15.05	66	2279	259	84	75.51	24.49
7	8	2013	2	13	342	15.01	67	2279	165	177	48.25	51.75
2	18	2013	2	14	341	14.96	68	2279	240	101	70.38	29.62
7	26	2013	6	16	341	14.96	69	2279	141	200	41.35	58.65
7	26	2013	6	14	340	14.92	70	2279	148	192	43.53	56.47
7	26	2013	6	17	340	14.92	71	2279	138	202	40.59	59.41
9	15	2013	1	15	339	14.87	72	2279	203	136	59.88	40.12
7	2	2013	3	13	337	14.79	73	2279	170	167	50.45	49.55
7	4	2013	5	14	337	14.79	74	2279	93	244	27.60	72.40
9	9	2013	2	13	337	14.79	75	2279	165	172	48.96	51.04
7	14	2013	1	17	336	14.74	76	2279	213	123	63.39	36.61
7	13	2013	7	13	333	14.61	77	2279	111	222	33.33	66.67
9	1	2013	1	14	333	14.61	78	2279	187	146	56.16	43.84
7	13	2013	7	16	331	14.52	79	2279	165	166	49.85	50.15
9	15	2013	1	13	331	14.52	80	2279	222	109	67.07	32.93
7	25	2013	5	15	330	14.48	81	2279	150	180	45.45	54.55
9	1	2013	1	17	330	14.48	82	2279	192	138	58.18	41.82
7	13	2013	7	14	329	14.44	83	2279	140	189	42.55	57.45
2	18	2013	2	13	327	14.35	84	2279	251	76	76.76	23.24
7	13	2013	7	12	327	14.35	85	2279	123	204	37.61	62.39
7	29	2013	2	13	327	14.35	86	2279	172	155	52.60	47.40
9	14	2013	7	12	327	14.35	87	2279	166	161	50.76	49.24
5	24	2013	6	13	326	14.30	88	2279	115	211	35.28	64.72
7	4	2013	5	13	326	14.30	89	2279	81	245	24.85	75.15
7	4	2013	5	15	326	14.30	90	2279	85	241	26.07	73.93
12	1	2013	1	12	326	14.30	91	2279	284	42	87.12	12.88
7	5	2013	6	17	323	14.17	92	2279	140	183	43.34	56.66
9	2	2013	2	17	323	14.17	93	2279	205	118	63.47	36.53
7	13	2013	7	15	322	14.13	94	2279	106	216	32.92	67.08

MO	DY	YR	DAY OF WK	HR	HR VOL	PERCENT OF AADT	HOUR NUMBER	AADT	NORTH VOLUME	SOUTH VOLUME	PERCENT NORTH IS OF TOTAL VOLUME	PERCENT SOUTH IS OF TOTAL VOLUME
7	29	2013	2	14	321	14.09	95	2279	158	163	49.22	50.78
9	1	2013	1	12	321	14.09	96	2279	163	158	50.78	49.22
9	5	2013	5	15	321	14.09	97	2279	112	209	34.89	65.11
5	25	2013	7	13	320	14.04	98	2279	91	229	28.44	71.56
7	15	2013	2	15	320	14.04	99	2279	131	189	40.94	59.06
12	1	2013	1	13	320	14.04	100	2279	255	65	79.69	20.31
9	13	2013	6	15	319	14.00	101	2279	131	188	41.07	58.93
5	5	2013	1	14	318	13.95	102	2279	183	135	57.55	42.45
5	25	2013	7	14	317	13.91	103	2279	94	223	29.65	70.35
7	15	2013	2	14	317	13.91	104	2279	156	161	49.21	50.79
7	25	2013	5	13	317	13.91	105	2279	149	168	47.00	53.00
9	9	2013	2	12	317	13.91	106	2279	195	122	61.51	38.49
5	5	2013	1	15	316	13.87	107	2279	213	103	67.41	32.59
5	24	2013	6	17	316	13.87	108	2279	97	219	30.70	69.30
5	5	2013	1	17	315	13.82	109	2279	248	67	78.73	21.27
5	24	2013	6	15	311	13.65	110	2279	95	216	30.55	69.45
5	27	2013	2	15	311	13.65	111	2279	239	72	76.85	23.15
7	2	2013	3	15	310	13.60	112	2279	124	186	40.00	60.00
7	29	2013	2	15	310	13.60	113	2279	128	182	41.29	58.71
9	22	2013	1	13	310	13.60	114	2279	189	121	60.97	39.03
5	24	2013	6	16	309	13.56	115	2279	93	216	30.10	69.90
9	13	2013	6	16	309	13.56	116	2279	132	177	42.72	57.28
9	6	2013	6	12	307	13.47	117	2279	131	176	42.67	57.33
7	25	2013	5	12	305	13.38	118	2279	168	137	55.08	44.92
7	4	2013	5	12	304	13.34	119	2279	83	221	27.30	72.70
7	31	2013	4	15	304	13.34	120	2279	152	152	50.00	50.00
5	5	2013	1	13	302	13.25	121	2279	162	140	53.64	46.36
7	2	2013	3	14	302	13.25	122	2279	149	153	49.34	50.66
5	26	2013	1	13	296	12.99	123	2279	177	119	59.80	40.20
7	14	2013	1	11	296	12.99	124	2279	209	87	70.61	29.39
7	16	2013	3	14	296	12.99	125	2279	144	152	48.65	51.35
7	25	2013	5	14	296	12.99	126	2279	130	166	43.92	56.08
9	7	2013	7	12	296	12.99	127	2279	82	214	27.70	72.30
7	8	2013	2	12	292	12.81	128	2279	155	137	53.08	46.92
9	22	2013	1	12	292	12.81	129	2279	206	86	70.55	29.45
9	15	2013	1	11	291	12.77	130	2279	221	70	75.95	24.05
5	24	2013	6	18	290	12.72	131	2279	76	214	26.21	73.79
7	5	2013	6	18	290	12.72	132	2279	146	144	50.34	49.66
9	7	2013	7	15	290	12.72	133	2279	119	171	41.03	58.97
7	3	2013	4	18	289	12.68	134	2279	98	191	33.91	66.09
7	29	2013	2	12	289	12.68	135	2279	172	117	59.52	40.48

MO	DY	YR	DAY OF WK	HR	HR VOL	PERCENT OF AADT	HOUR NUMBER	AADT	NORTH VOLUME	SOUTH VOLUME	PERCENT NORTH IS OF TOTAL VOLUME	PERCENT SOUTH IS OF TOTAL VOLUME
5	5	2013	1	12	288	12.64	136	2279	166	122	57.64	42.36
7	25	2013	5	16	288	12.64	137	2279	113	175	39.24	60.76
7	28	2013	1	11	288	12.64	138	2279	194	94	67.36	32.64
9	1	2013	1	11	288	12.64	139	2279	148	140	51.39	48.61
9	11	2013	4	15	288	12.64	140	2279	135	153	46.88	53.13
9	13	2013	6	14	287	12.59	141	2279	109	178	37.98	62.02
9	1	2013	1	18	286	12.55	142	2279	191	95	66.78	33.22
9	15	2013	1	16	286	12.55	143	2279	172	114	60.14	39.86
2	18	2013	2	12	285	12.51	144	2279	210	75	73.68	26.32
7	7	2013	1	18	284	12.46	145	2279	192	92	67.61	32.39
7	26	2013	6	11	284	12.46	146	2279	159	125	55.99	44.01
5	25	2013	7	15	283	12.42	147	2279	79	204	27.92	72.08
7	31	2013	4	14	283	12.42	148	2279	154	129	54.42	45.58
10	11	2013	6	16	282	12.37	149	2279	120	162	42.55	57.45
7	6	2013	7	17	281	12.33	150	2279	169	112	60.14	39.86
7	29	2013	2	16	281	12.33	151	2279	142	139	50.53	49.47
10	13	2013	1	14	281	12.33	152	2279	197	84	70.11	29.89
7	3	2013	4	12	280	12.29	153	2279	130	150	46.43	53.57
9	3	2013	3	12	279	12.24	154	2279	151	128	54.12	45.88
9	13	2013	6	13	279	12.24	155	2279	128	151	45.88	54.12
9	20	2013	6	13	279	12.24	156	2279	132	147	47.31	52.69
11	30	2013	7	13	279	12.24	157	2279	185	94	66.31	33.69
5	27	2013	2	16	278	12.20	158	2279	198	80	71.22	28.78
7	8	2013	2	15	278	12.20	159	2279	127	151	45.68	54.32
9	5	2013	5	17	278	12.20	160	2279	104	174	37.41	62.59
10	18	2013	6	16	278	12.20	161	2279	117	161	42.09	57.91
7	8	2013	2	14	277	12.15	162	2279	128	149	46.21	53.79
7	10	2013	4	14	277	12.15	163	2279	121	156	43.68	56.32
5	24	2013	6	14	276	12.11	164	2279	93	183	33.70	66.30
9	13	2013	6	17	276	12.11	165	2279	105	171	38.04	61.96
9	14	2013	7	13	276	12.11	166	2279	130	146	47.10	52.90
12	1	2013	1	14	276	12.11	167	2279	202	74	73.19	26.81
7	15	2013	2	16	275	12.07	168	2279	131	144	47.64	52.36
7	28	2013	1	18	275	12.07	169	2279	166	109	60.36	39.64
9	11	2013	4	14	275	12.07	170	2279	114	161	41.45	58.55
7	15	2013	2	13	274	12.02	171	2279	133	141	48.54	51.46
7	26	2013	6	12	274	12.02	172	2279	154	120	56.20	43.80
9	2	2013	2	18	274	12.02	173	2279	177	97	64.60	35.40
9	7	2013	7	11	274	12.02	174	2279	98	176	35.77	64.23
9	9	2013	2	11	274	12.02	175	2279	177	97	64.60	35.40
9	10	2013	3	12	274	12.02	176	2279	141	133	51.46	48.54

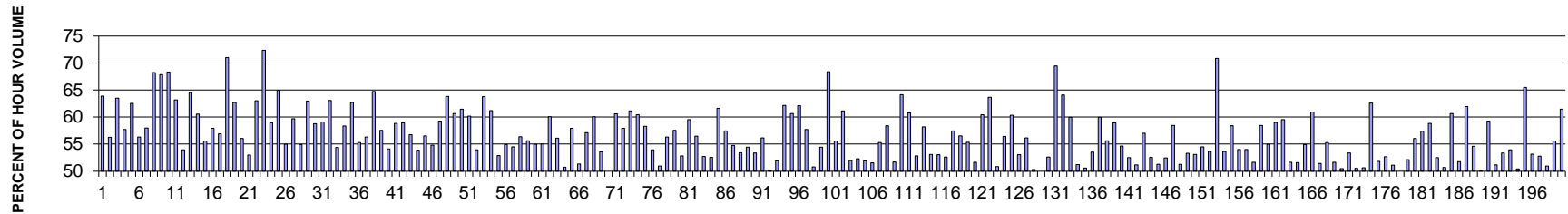
MO	DY	YR	DAY OF WK	HR	HR VOL	PERCENT OF AADT	HOUR NUMBER	AADT	NORTH VOLUME	SOUTH VOLUME	PERCENT NORTH IS OF TOTAL VOLUME	PERCENT SOUTH IS OF TOTAL VOLUME
10	13	2013	1	13	274	12.02	177	2279	189	85	68.98	31.02
7	9	2013	3	13	273	11.98	178	2279	131	142	47.99	52.01
9	9	2013	2	16	273	11.98	179	2279	130	143	47.62	52.38
10	20	2013	1	13	273	11.98	180	2279	202	71	73.99	26.01
9	7	2013	7	14	272	11.94	181	2279	112	160	41.18	58.82
9	12	2013	5	13	270	11.85	182	2279	143	127	52.96	47.04
10	4	2013	6	16	270	11.85	183	2279	123	147	45.56	54.44
7	10	2013	4	15	269	11.80	184	2279	140	129	52.04	47.96
9	10	2013	3	15	269	11.80	185	2279	108	161	40.15	59.85
11	27	2013	4	15	269	11.80	186	2279	121	148	44.98	55.02
5	10	2013	6	16	268	11.76	187	2279	88	180	32.84	67.16
5	25	2013	7	12	268	11.76	188	2279	58	210	21.64	78.36
9	3	2013	3	13	268	11.76	189	2279	135	133	50.37	49.63
9	5	2013	5	14	268	11.76	190	2279	106	162	39.55	60.45
9	12	2013	5	12	268	11.76	191	2279	150	118	55.97	44.03
5	26	2013	1	14	267	11.72	192	2279	153	114	57.30	42.70
5	27	2013	2	10	267	11.72	193	2279	234	33	87.64	12.36
7	5	2013	6	11	266	11.67	194	2279	182	84	68.42	31.58
7	10	2013	4	16	266	11.67	195	2279	129	137	48.50	51.50
10	18	2013	6	15	266	11.67	196	2279	116	150	43.61	56.39
5	5	2013	1	18	265	11.63	197	2279	184	81	69.43	30.57
7	4	2013	5	11	265	11.63	198	2279	77	188	29.06	70.94
9	4	2013	4	12	265	11.63	199	2279	145	120	54.72	45.28
9	5	2013	5	16	265	11.63	200	2279	101	164	38.11	61.89

**SR 012 MP 77.78 SALKUM ADC SITE R075
K FOR PEAK 200 HOURS OF 2013**



AADT= 6368 K 30 FACTOR= 12.77 K 100 FACTOR= 11.39 K 200 FACTOR= 10.14 D 30 FACTOR= 58.79

**SR 012 MP 77.78 SALKUM ADC SITE R075
D % IN THE PEAK 200 HOURS OF 2013**



MO	DY	YR	DAY OF WK	HR	HR VOL	PERCENT OF AADT	HOUR NUMBER	AADT	EAST VOLUME	WEST VOLUME	PERCENT EAST IS OF TOTAL VOLUME	PERCENT WEST IS OF TOTAL VOLUME
7	28	2013	1	14	1019	16.00	1	6368	368	651	36.11	63.89
8	4	2013	1	13	946	14.86	2	6368	414	532	43.76	56.24
8	11	2013	1	13	926	14.54	3	6368	338	588	36.50	63.50
7	28	2013	1	15	920	14.45	4	6368	389	531	42.28	57.72
7	28	2013	1	13	918	14.42	5	6368	344	574	37.47	62.53
8	4	2013	1	14	888	13.94	6	6368	388	500	43.69	56.31
8	9	2013	6	16	888	13.94	7	6368	515	373	58.00	42.00
9	2	2013	2	12	878	13.79	8	6368	279	599	31.78	68.22
9	2	2013	2	13	877	13.77	9	6368	282	595	32.16	67.84
9	2	2013	2	14	872	13.69	10	6368	276	596	31.65	68.35
8	25	2013	1	14	864	13.57	11	6368	318	546	36.81	63.19
8	4	2013	1	15	858	13.47	12	6368	395	463	46.04	53.96

MO	DY	YR	DAY OF WK	HR	HR VOL	PERCENT OF AADT	HOUR NUMBER	AADT	EAST VOLUME	WEST VOLUME	PERCENT EAST IS OF TOTAL VOLUME	PERCENT WEST IS OF TOTAL VOLUME
7	7	2013	1	13	849	13.33	13	6368	301	548	35.45	64.55
7	28	2013	1	12	849	13.33	14	6368	335	514	39.46	60.54
7	26	2013	6	16	848	13.32	15	6368	471	377	55.54	44.46
8	9	2013	6	17	848	13.32	16	6368	491	357	57.90	42.10
8	30	2013	6	17	845	13.27	17	6368	481	364	56.92	43.08
8	31	2013	7	12	845	13.27	18	6368	600	245	71.01	28.99
7	28	2013	1	16	844	13.25	19	6368	315	529	37.32	62.68
7	26	2013	6	17	842	13.22	20	6368	472	370	56.06	43.94
7	21	2013	1	16	838	13.16	21	6368	394	444	47.02	52.98
7	28	2013	1	17	836	13.13	22	6368	309	527	36.96	63.04
8	31	2013	7	11	835	13.11	23	6368	604	231	72.34	27.66
8	30	2013	6	16	826	12.97	24	6368	487	339	58.96	41.04
9	2	2013	2	16	822	12.91	25	6368	288	534	35.04	64.96
7	26	2013	6	15	819	12.86	26	6368	450	369	54.95	45.05
8	30	2013	6	18	819	12.86	27	6368	489	330	59.71	40.29
8	9	2013	6	15	816	12.81	28	6368	448	368	54.90	45.10
8	31	2013	7	13	816	12.81	29	6368	514	302	62.99	37.01
8	2	2013	6	17	813	12.77	30	6368	478	335	58.79	41.21
8	30	2013	6	15	812	12.75	31	6368	480	332	59.11	40.89
8	3	2013	7	12	810	12.72	32	6368	511	299	63.09	36.91
7	21	2013	1	15	809	12.70	33	6368	369	440	45.61	54.39
8	11	2013	1	14	809	12.70	34	6368	337	472	41.66	58.34
9	2	2013	2	15	804	12.63	35	6368	300	504	37.31	62.69
7	19	2013	6	17	801	12.58	36	6368	443	358	55.31	44.69
8	2	2013	6	16	801	12.58	37	6368	451	350	56.30	43.70
8	25	2013	1	13	800	12.56	38	6368	282	518	35.25	64.75
8	11	2013	1	16	799	12.55	39	6368	339	460	42.43	57.57
8	4	2013	1	12	798	12.53	40	6368	366	432	45.86	54.14
7	14	2013	1	13	797	12.52	41	6368	328	469	41.15	58.85
7	7	2013	1	14	794	12.47	42	6368	326	468	41.06	58.94
7	14	2013	1	14	793	12.45	43	6368	343	450	43.25	56.75
8	18	2013	1	14	792	12.44	44	6368	365	427	46.09	53.91
8	11	2013	1	15	789	12.39	45	6368	343	446	43.47	56.53
7	14	2013	1	15	788	12.37	46	6368	356	432	45.18	54.82
7	21	2013	1	13	788	12.37	47	6368	321	467	40.74	59.26
7	7	2013	1	12	785	12.33	48	6368	284	501	36.18	63.82
7	12	2013	6	16	785	12.33	49	6368	476	309	60.64	39.36
8	31	2013	7	14	784	12.31	50	6368	482	302	61.48	38.52
8	18	2013	1	13	781	12.26	51	6368	311	470	39.82	60.18
8	9	2013	6	13	780	12.25	52	6368	421	359	53.97	46.03
8	9	2013	6	18	778	12.22	53	6368	496	282	63.75	36.25

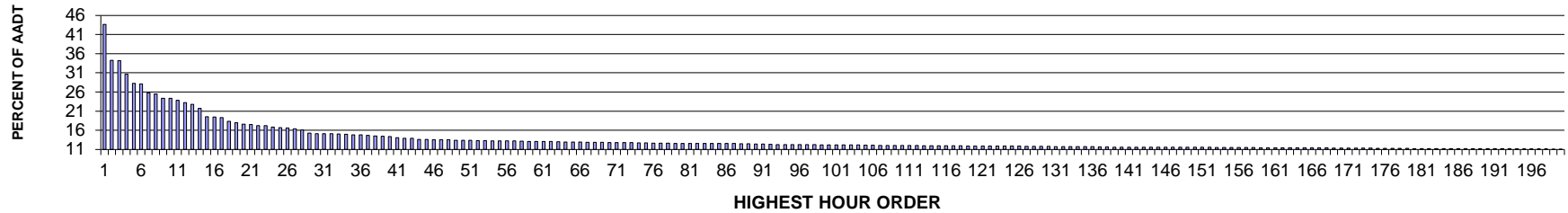
MO	DY	YR	DAY OF WK	HR	HR VOL	PERCENT OF AADT	HOUR NUMBER	AADT	EAST VOLUME	WEST VOLUME	PERCENT EAST IS OF TOTAL VOLUME	PERCENT WEST IS OF TOTAL VOLUME
8	11	2013	1	12	778	12.22	54	6368	302	476	38.82	61.18
7	26	2013	6	14	777	12.20	55	6368	411	366	52.90	47.10
8	4	2013	1	16	776	12.19	56	6368	350	426	45.10	54.90
7	19	2013	6	16	771	12.11	57	6368	420	351	54.47	45.53
8	18	2013	1	16	770	12.09	58	6368	336	434	43.64	56.36
8	16	2013	6	15	768	12.06	59	6368	427	341	55.60	44.40
8	23	2013	6	16	768	12.06	60	6368	422	346	54.95	45.05
8	10	2013	7	13	767	12.04	61	6368	422	345	55.02	44.98
8	18	2013	1	12	766	12.03	62	6368	306	460	39.95	60.05
8	10	2013	7	12	765	12.01	63	6368	429	336	56.08	43.92
7	26	2013	6	13	763	11.98	64	6368	387	376	50.72	49.28
8	2	2013	6	15	763	11.98	65	6368	442	321	57.93	42.07
7	7	2013	1	15	760	11.93	66	6368	370	390	48.68	51.32
8	18	2013	1	15	760	11.93	67	6368	326	434	42.89	57.11
7	26	2013	6	18	759	11.92	68	6368	456	303	60.08	39.92
7	3	2013	4	16	758	11.90	69	6368	406	352	53.56	46.44
8	31	2013	7	15	758	11.90	70	6368	379	379	50.00	50.00
7	28	2013	1	18	754	11.84	71	6368	297	457	39.39	60.61
7	19	2013	6	18	753	11.82	72	6368	436	317	57.90	42.10
8	25	2013	1	15	752	11.81	73	6368	292	460	38.83	61.17
8	2	2013	6	18	748	11.75	74	6368	452	296	60.43	39.57
8	30	2013	6	12	748	11.75	75	6368	436	312	58.29	41.71
8	9	2013	6	14	747	11.73	76	6368	403	344	53.95	46.05
7	6	2013	7	14	744	11.68	77	6368	379	365	50.94	49.06
7	21	2013	1	14	744	11.68	78	6368	325	419	43.68	56.32
8	11	2013	1	17	742	11.65	79	6368	315	427	42.45	57.55
8	16	2013	6	16	742	11.65	80	6368	392	350	52.83	47.17
8	30	2013	6	14	741	11.64	81	6368	441	300	59.51	40.49
7	5	2013	6	14	740	11.62	82	6368	418	322	56.49	43.51
7	19	2013	6	14	740	11.62	83	6368	390	350	52.70	47.30
7	26	2013	6	12	740	11.62	84	6368	389	351	52.57	47.43
7	14	2013	1	17	738	11.59	85	6368	283	455	38.35	61.65
8	23	2013	6	17	738	11.59	86	6368	424	314	57.45	42.55
8	10	2013	7	14	736	11.56	87	6368	333	403	45.24	54.76
9	1	2013	1	14	736	11.56	88	6368	393	343	53.40	46.60
8	23	2013	6	14	733	11.51	89	6368	399	334	54.43	45.57
9	1	2013	1	13	733	11.51	90	6368	391	342	53.34	46.66
7	27	2013	7	13	732	11.49	91	6368	411	321	56.15	43.85
8	3	2013	7	14	732	11.49	92	6368	365	367	49.86	50.14
8	31	2013	7	16	732	11.49	93	6368	352	380	48.09	51.91
8	3	2013	7	11	730	11.46	94	6368	454	276	62.19	37.81

MO	DY	YR	DAY OF WK	HR	HR VOL	PERCENT OF AADT	HOUR NUMBER	AADT	EAST VOLUME	WEST VOLUME	PERCENT EAST IS OF TOTAL VOLUME	PERCENT WEST IS OF TOTAL VOLUME
8	30	2013	6	19	730	11.46	95	6368	443	287	60.68	39.32
7	21	2013	1	17	728	11.43	96	6368	276	452	37.91	62.09
8	4	2013	1	17	728	11.43	97	6368	308	420	42.31	57.69
8	16	2013	6	14	727	11.42	98	6368	369	358	50.76	49.24
7	7	2013	1	16	726	11.40	99	6368	331	395	45.59	54.41
9	2	2013	2	11	725	11.39	100	6368	229	496	31.59	68.41
9	1	2013	1	12	722	11.34	101	6368	401	321	55.54	44.46
8	25	2013	1	16	721	11.32	102	6368	280	441	38.83	61.17
8	3	2013	7	15	718	11.28	103	6368	373	345	51.95	48.05
7	25	2013	5	17	717	11.26	104	6368	375	342	52.30	47.70
8	2	2013	6	12	715	11.23	105	6368	344	371	48.11	51.89
8	8	2013	5	14	714	11.21	106	6368	346	368	48.46	51.54
8	16	2013	6	17	714	11.21	107	6368	395	319	55.32	44.68
7	19	2013	6	15	712	11.18	108	6368	416	296	58.43	41.57
8	2	2013	6	14	712	11.18	109	6368	368	344	51.69	48.31
8	23	2013	6	18	711	11.17	110	6368	456	255	64.14	35.86
8	31	2013	7	17	711	11.17	111	6368	279	432	39.24	60.76
7	12	2013	6	15	710	11.15	112	6368	375	335	52.82	47.18
8	30	2013	6	13	710	11.15	113	6368	413	297	58.17	41.83
8	2	2013	6	13	708	11.12	114	6368	376	332	53.11	46.89
8	8	2013	5	17	707	11.10	115	6368	375	332	53.04	46.96
9	1	2013	1	15	707	11.10	116	6368	335	372	47.38	52.62
9	1	2013	1	11	705	11.07	117	6368	405	300	57.45	42.55
8	8	2013	5	15	702	11.02	118	6368	397	305	56.55	43.45
7	14	2013	1	16	701	11.01	119	6368	313	388	44.65	55.35
8	22	2013	5	16	701	11.01	120	6368	362	339	51.64	48.36
8	31	2013	7	18	700	10.99	121	6368	277	423	39.57	60.43
8	25	2013	1	12	696	10.93	122	6368	253	443	36.35	63.65
8	8	2013	5	16	694	10.90	123	6368	341	353	49.14	50.86
7	12	2013	6	17	693	10.88	124	6368	391	302	56.42	43.58
8	3	2013	7	16	693	10.88	125	6368	275	418	39.68	60.32
7	6	2013	7	13	692	10.87	126	6368	367	325	53.03	46.97
7	27	2013	7	12	691	10.85	127	6368	388	303	56.15	43.85
7	5	2013	6	13	690	10.84	128	6368	343	347	49.71	50.29
7	6	2013	7	12	690	10.84	129	6368	345	345	50.00	50.00
7	20	2013	7	13	688	10.80	130	6368	362	326	52.62	47.38
8	31	2013	7	10	688	10.80	131	6368	478	210	69.48	30.52
9	1	2013	1	17	688	10.80	132	6368	247	441	35.90	64.10
7	5	2013	6	18	687	10.79	133	6368	412	275	59.97	40.03
8	25	2013	1	17	687	10.79	134	6368	335	352	48.76	51.24
8	9	2013	6	12	686	10.77	135	6368	347	339	50.58	49.42

MO	DY	YR	DAY OF WK	HR	HR VOL	PERCENT OF AADT	HOUR NUMBER	AADT	EAST VOLUME	WEST VOLUME	PERCENT EAST IS OF TOTAL VOLUME	PERCENT WEST IS OF TOTAL VOLUME
8	10	2013	7	16	686	10.77	136	6368	319	367	46.50	53.50
9	1	2013	1	16	684	10.74	137	6368	274	410	40.06	59.94
7	27	2013	7	11	683	10.73	138	6368	380	303	55.64	44.36
8	3	2013	7	13	682	10.71	139	6368	402	280	58.94	41.06
8	14	2013	4	16	681	10.69	140	6368	309	372	45.37	54.63
6	14	2013	6	16	680	10.68	141	6368	357	323	52.50	47.50
7	19	2013	6	13	680	10.68	142	6368	348	332	51.18	48.82
7	3	2013	4	17	679	10.66	143	6368	387	292	57.00	43.00
7	13	2013	7	12	679	10.66	144	6368	357	322	52.58	47.42
7	22	2013	2	16	679	10.66	145	6368	331	348	48.75	51.25
7	31	2013	4	17	679	10.66	146	6368	356	323	52.43	47.57
8	16	2013	6	18	679	10.66	147	6368	397	282	58.47	41.53
8	22	2013	5	14	679	10.66	148	6368	348	331	51.25	48.75
9	20	2013	6	16	679	10.66	149	6368	317	362	46.69	53.31
8	15	2013	5	16	678	10.65	150	6368	360	318	53.10	46.90
6	15	2013	7	14	677	10.63	151	6368	369	308	54.51	45.49
8	13	2013	3	17	677	10.63	152	6368	363	314	53.62	46.38
9	1	2013	1	18	676	10.62	153	6368	197	479	29.14	70.86
7	25	2013	5	15	675	10.60	154	6368	362	313	53.63	46.37
7	7	2013	1	17	673	10.57	155	6368	280	393	41.60	58.40
7	20	2013	7	12	672	10.55	156	6368	363	309	54.02	45.98
7	25	2013	5	16	672	10.55	157	6368	363	309	54.02	45.98
8	16	2013	6	13	672	10.55	158	6368	347	325	51.64	48.36
9	13	2013	6	18	672	10.55	159	6368	393	279	58.48	41.52
6	14	2013	6	17	671	10.54	160	6368	369	302	54.99	45.01
7	14	2013	1	12	671	10.54	161	6368	275	396	40.98	59.02
7	3	2013	4	18	670	10.52	162	6368	399	271	59.55	40.45
8	5	2013	2	16	670	10.52	163	6368	324	346	48.36	51.64
8	24	2013	7	12	669	10.51	164	6368	324	345	48.43	51.57
6	21	2013	6	16	668	10.49	165	6368	367	301	54.94	45.06
8	11	2013	1	18	668	10.49	166	6368	261	407	39.07	60.93
7	29	2013	2	15	667	10.47	167	6368	343	324	51.42	48.58
8	18	2013	1	17	667	10.47	168	6368	298	369	44.68	55.32
7	6	2013	7	15	666	10.46	169	6368	344	322	51.65	48.35
8	10	2013	7	15	666	10.46	170	6368	330	336	49.55	50.45
7	6	2013	7	16	665	10.44	171	6368	355	310	53.38	46.62
7	25	2013	5	14	665	10.44	172	6368	336	329	50.53	49.47
8	17	2013	7	12	664	10.43	173	6368	336	328	50.60	49.40
8	10	2013	7	11	663	10.41	174	6368	415	248	62.59	37.41
7	26	2013	6	11	662	10.40	175	6368	343	319	51.81	48.19
7	27	2013	7	15	661	10.38	176	6368	313	348	47.35	52.65

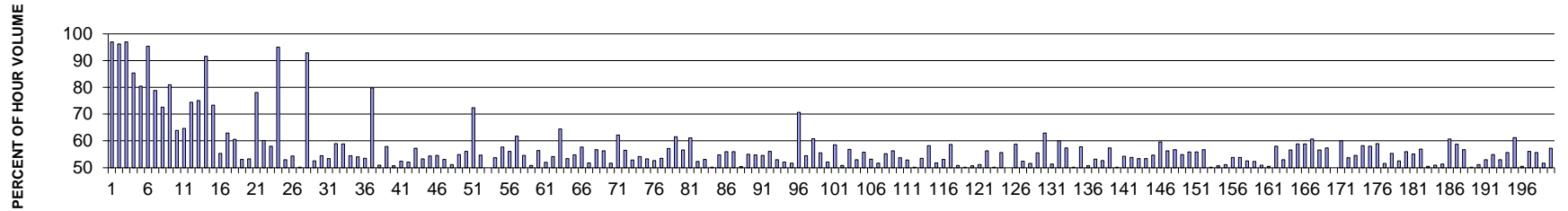
MO	DY	YR	DAY OF WK	HR	HR VOL	PERCENT OF AADT	HOUR NUMBER	AADT	EAST VOLUME	WEST VOLUME	PERCENT EAST IS OF TOTAL VOLUME	PERCENT WEST IS OF TOTAL VOLUME
8	5	2013	2	15	661	10.38	177	6368	338	323	51.13	48.87
7	29	2013	2	13	660	10.36	178	6368	330	330	50.00	50.00
8	1	2013	5	16	660	10.36	179	6368	344	316	52.12	47.88
8	23	2013	6	15	660	10.36	180	6368	370	290	56.06	43.94
7	5	2013	6	16	657	10.32	181	6368	377	280	57.38	42.62
9	13	2013	6	17	656	10.30	182	6368	386	270	58.84	41.16
7	23	2013	3	16	655	10.29	183	6368	344	311	52.52	47.48
8	21	2013	4	17	655	10.29	184	6368	323	332	49.31	50.69
7	26	2013	6	19	653	10.25	185	6368	396	257	60.64	39.36
8	6	2013	3	17	653	10.25	186	6368	338	315	51.76	48.24
8	4	2013	1	18	652	10.24	187	6368	248	404	38.04	61.96
8	22	2013	5	17	652	10.24	188	6368	356	296	54.60	45.40
11	27	2013	4	17	652	10.24	189	6368	327	325	50.15	49.85
7	5	2013	6	17	651	10.22	190	6368	386	265	59.29	40.71
8	21	2013	4	15	651	10.22	191	6368	318	333	48.85	51.15
7	12	2013	6	13	650	10.21	192	6368	347	303	53.38	46.62
8	7	2013	4	16	649	10.19	193	6368	299	350	46.07	53.93
8	23	2013	6	13	649	10.19	194	6368	327	322	50.39	49.61
9	2	2013	2	17	649	10.19	195	6368	224	425	34.51	65.49
9	6	2013	6	17	649	10.19	196	6368	345	304	53.16	46.84
8	1	2013	5	15	648	10.18	197	6368	342	306	52.78	47.22
7	29	2013	2	16	646	10.14	198	6368	329	317	50.93	49.07
8	1	2013	5	17	646	10.14	199	6368	359	287	55.57	44.43
8	2	2013	6	19	646	10.14	200	6368	397	249	61.46	38.54

**SR 014 MP 100.64 MARYHILL ADC SITE R076
K FOR PEAK 200 HOURS OF 2013**



AADT= 1923 K 30 FACTOR= 15.08 K 100 FACTOR= 12.17 K 200 FACTOR= 11.08 D 30 FACTOR= 54.48

**SR 014 MP 100.64 MARYHILL ADC SITE R076
D % IN THE PEAK 200 HOURS OF 2013**



MO	DY	YR	DAY OF WK	HR	HR VOL	PERCENT OF AADT	HOUR NUMBER	AADT	EAST VOLUME	WEST VOLUME	PERCENT EAST IS OF TOTAL VOLUME	PERCENT WEST IS OF TOTAL VOLUME
8	17	2013	7	22	840	43.68	1	1923	815	25	97.02	2.98
7	14	2013	1	23	659	34.27	2	1923	634	25	96.21	3.79
8	24	2013	7	23	658	34.22	3	1923	638	20	96.96	3.04
8	24	2013	7	18	589	30.63	4	1923	86	503	14.60	85.40
8	17	2013	7	18	543	28.24	5	1923	106	437	19.52	80.48
6	7	2013	6	22	540	28.08	6	1923	515	25	95.37	4.63
7	14	2013	1	17	495	25.74	7	1923	105	390	21.21	78.79
8	17	2013	7	17	490	25.48	8	1923	134	356	27.35	72.65
6	7	2013	6	19	468	24.34	9	1923	89	379	19.02	80.98
8	29	2013	5	17	468	24.34	10	1923	299	169	63.89	36.11
8	29	2013	5	18	458	23.82	11	1923	296	162	64.63	35.37
8	24	2013	7	17	446	23.19	12	1923	114	332	25.56	74.44

MO	DY	YR	DAY OF WK	HR	HR VOL	PERCENT OF AADT	HOUR NUMBER	AADT	EAST VOLUME	WEST VOLUME	PERCENT EAST IS OF TOTAL VOLUME	PERCENT WEST IS OF TOTAL VOLUME
7	14	2013	1	18	438	22.78	13	1923	109	329	24.89	75.11
8	24	2013	7	22	417	21.68	14	1923	382	35	91.61	8.39
8	17	2013	7	19	376	19.55	15	1923	100	276	26.60	73.40
8	17	2013	7	16	374	19.45	16	1923	167	207	44.65	55.35
7	14	2013	1	16	372	19.34	17	1923	138	234	37.10	62.90
8	29	2013	5	16	353	18.36	18	1923	214	139	60.62	39.38
7	14	2013	1	15	345	17.94	19	1923	162	183	46.96	53.04
10	5	2013	7	13	338	17.58	20	1923	158	180	46.75	53.25
8	24	2013	7	19	337	17.52	21	1923	74	263	21.96	78.04
8	24	2013	7	16	331	17.21	22	1923	132	199	39.88	60.12
8	29	2013	5	19	331	17.21	23	1923	192	139	58.01	41.99
8	17	2013	7	23	324	16.85	24	1923	308	16	95.06	4.94
8	17	2013	7	15	321	16.69	25	1923	151	170	47.04	52.96
8	17	2013	7	14	320	16.64	26	1923	146	174	45.63	54.38
10	5	2013	7	14	315	16.38	27	1923	158	157	50.16	49.84
7	14	2013	1	22	310	16.12	28	1923	288	22	92.90	7.10
8	17	2013	7	13	293	15.24	29	1923	139	154	47.44	52.56
8	18	2013	1	14	290	15.08	30	1923	158	132	54.48	45.52
8	25	2013	1	13	290	15.08	31	1923	135	155	46.55	53.45
10	5	2013	7	16	290	15.08	32	1923	171	119	58.97	41.03
9	2	2013	2	14	289	15.03	33	1923	119	170	41.18	58.82
8	18	2013	1	15	288	14.98	34	1923	157	131	54.51	45.49
8	23	2013	6	15	285	14.82	35	1923	154	131	54.04	45.96
9	2	2013	2	15	284	14.77	36	1923	132	152	46.48	53.52
2	4	2013	2	10	282	14.66	37	1923	225	57	79.79	20.21
8	30	2013	6	14	279	14.51	38	1923	142	137	50.90	49.10
8	29	2013	5	15	278	14.46	39	1923	117	161	42.09	57.91
8	24	2013	7	15	276	14.35	40	1923	136	140	49.28	50.72
10	5	2013	7	15	271	14.09	41	1923	142	129	52.40	47.60
8	18	2013	1	16	267	13.88	42	1923	139	128	52.06	47.94
8	30	2013	6	16	267	13.88	43	1923	153	114	57.30	42.70
7	14	2013	1	13	261	13.57	44	1923	122	139	46.74	53.26
7	19	2013	6	15	261	13.57	45	1923	142	119	54.41	45.59
7	5	2013	6	13	260	13.52	46	1923	118	142	45.38	54.62
8	29	2013	5	20	260	13.52	47	1923	138	122	53.08	46.92
9	2	2013	2	16	260	13.52	48	1923	133	127	51.15	48.85
8	18	2013	1	13	257	13.36	49	1923	116	141	45.14	54.86
8	24	2013	7	14	257	13.36	50	1923	144	113	56.03	43.97
10	5	2013	7	17	257	13.36	51	1923	186	71	72.37	27.63
8	4	2013	1	14	256	13.31	52	1923	116	140	45.31	54.69
8	25	2013	1	16	256	13.31	53	1923	128	128	50.00	50.00

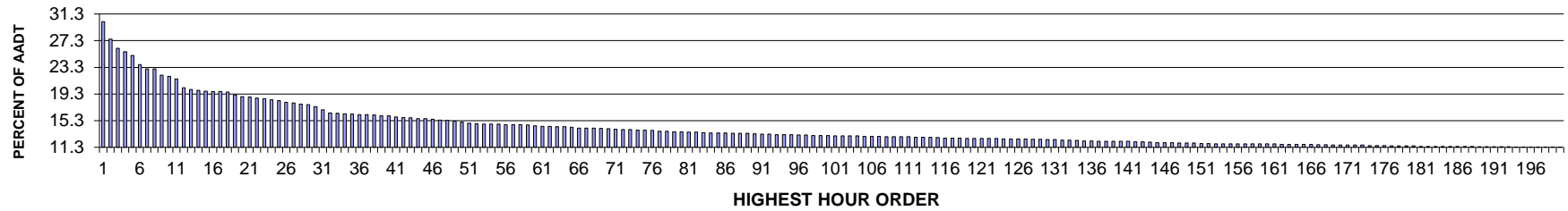
MO	DY	YR	DAY OF WK	HR	HR VOL	PERCENT OF AADT	HOUR NUMBER	AADT	EAST VOLUME	WEST VOLUME	PERCENT EAST IS OF TOTAL VOLUME	PERCENT WEST IS OF TOTAL VOLUME
7	7	2013	1	15	255	13.26	54	1923	118	137	46.27	53.73
9	2	2013	2	13	255	13.26	55	1923	108	147	42.35	57.65
10	18	2013	6	16	255	13.26	56	1923	143	112	56.08	43.92
10	11	2013	6	16	254	13.21	57	1923	157	97	61.81	38.19
7	14	2013	1	14	253	13.16	58	1923	115	138	45.45	54.55
8	16	2013	6	15	252	13.10	59	1923	128	124	50.79	49.21
8	30	2013	6	15	252	13.10	60	1923	142	110	56.35	43.65
8	31	2013	7	15	252	13.10	61	1923	121	131	48.02	51.98
8	30	2013	6	13	251	13.05	62	1923	115	136	45.82	54.18
8	18	2013	1	17	250	13.00	63	1923	161	89	64.40	35.60
8	25	2013	1	15	249	12.95	64	1923	133	116	53.41	46.59
8	17	2013	7	12	248	12.90	65	1923	112	136	45.16	54.84
9	1	2013	1	13	248	12.90	66	1923	105	143	42.34	57.66
6	22	2013	7	13	247	12.84	67	1923	119	128	48.18	51.82
9	1	2013	1	15	247	12.84	68	1923	107	140	43.32	56.68
9	20	2013	6	15	247	12.84	69	1923	139	108	56.28	43.72
7	12	2013	6	15	246	12.79	70	1923	119	127	48.37	51.63
7	14	2013	1	12	246	12.79	71	1923	93	153	37.80	62.20
8	18	2013	1	12	246	12.79	72	1923	107	139	43.50	56.50
9	1	2013	1	14	246	12.79	73	1923	130	116	52.85	47.15
8	31	2013	7	13	244	12.69	74	1923	112	132	45.90	54.10
10	4	2013	6	16	244	12.69	75	1923	130	114	53.28	46.72
6	14	2013	6	13	243	12.64	76	1923	115	128	47.33	52.67
8	25	2013	1	14	243	12.64	77	1923	113	130	46.50	53.50
9	2	2013	2	17	243	12.64	78	1923	139	104	57.20	42.80
7	21	2013	1	15	242	12.58	79	1923	149	93	61.57	38.43
9	15	2013	1	14	242	12.58	80	1923	105	137	43.39	56.61
9	20	2013	6	16	242	12.58	81	1923	148	94	61.16	38.84
7	5	2013	6	16	241	12.53	82	1923	126	115	52.28	47.72
7	21	2013	1	13	241	12.53	83	1923	128	113	53.11	46.89
8	16	2013	6	17	241	12.53	84	1923	120	121	49.79	50.21
8	31	2013	7	14	241	12.53	85	1923	132	109	54.77	45.23
9	1	2013	1	12	241	12.53	86	1923	106	135	43.98	56.02
9	20	2013	6	17	241	12.53	87	1923	135	106	56.02	43.98
6	23	2013	1	15	240	12.48	88	1923	121	119	50.42	49.58
7	5	2013	6	15	240	12.48	89	1923	132	108	55.00	45.00
6	7	2013	6	18	239	12.43	90	1923	108	131	45.19	54.81
7	21	2013	1	14	238	12.38	91	1923	130	108	54.62	45.38
9	13	2013	6	16	237	12.32	92	1923	133	104	56.12	43.88
8	23	2013	6	14	236	12.27	93	1923	111	125	47.03	52.97
8	24	2013	7	13	236	12.27	94	1923	113	123	47.88	52.12

MO	DY	YR	DAY OF WK	HR	HR VOL	PERCENT OF AADT	HOUR NUMBER	AADT	EAST VOLUME	WEST VOLUME	PERCENT EAST IS OF TOTAL VOLUME	PERCENT WEST IS OF TOTAL VOLUME
8	25	2013	1	12	236	12.27	95	1923	114	122	48.31	51.69
6	7	2013	6	20	235	12.22	96	1923	69	166	29.36	70.64
8	16	2013	6	16	235	12.22	97	1923	107	128	45.53	54.47
10	5	2013	7	12	235	12.22	98	1923	92	143	39.15	60.85
6	30	2013	1	13	234	12.17	99	1923	104	130	44.44	55.56
8	1	2013	5	16	234	12.17	100	1923	112	122	47.86	52.14
8	10	2013	7	13	234	12.17	101	1923	97	137	41.45	58.55
8	11	2013	1	14	234	12.17	102	1923	119	115	50.85	49.15
9	6	2013	6	16	234	12.17	103	1923	133	101	56.84	43.16
10	4	2013	6	15	234	12.17	104	1923	124	110	52.99	47.01
8	23	2013	6	17	233	12.12	105	1923	130	103	55.79	44.21
8	30	2013	6	17	233	12.12	106	1923	124	109	53.22	46.78
6	9	2013	1	15	232	12.06	107	1923	112	120	48.28	51.72
6	21	2013	6	14	232	12.06	108	1923	128	104	55.17	44.83
6	7	2013	6	16	231	12.01	109	1923	130	101	56.28	43.72
7	3	2013	4	15	231	12.01	110	1923	124	107	53.68	46.32
8	3	2013	7	14	231	12.01	111	1923	109	122	47.19	52.81
10	11	2013	6	14	231	12.01	112	1923	115	116	49.78	50.22
6	30	2013	1	15	230	11.96	113	1923	107	123	46.52	53.48
7	5	2013	6	17	230	11.96	114	1923	134	96	58.26	41.74
7	12	2013	6	14	230	11.96	115	1923	119	111	51.74	48.26
8	2	2013	6	15	230	11.96	116	1923	122	108	53.04	46.96
8	31	2013	7	12	230	11.96	117	1923	95	135	41.30	58.70
9	20	2013	6	14	230	11.96	118	1923	113	117	49.13	50.87
7	18	2013	5	15	229	11.91	119	1923	114	115	49.78	50.22
8	2	2013	6	16	229	11.91	120	1923	116	113	50.66	49.34
8	11	2013	1	15	229	11.91	121	1923	112	117	48.91	51.09
9	1	2013	1	16	229	11.91	122	1923	129	100	56.33	43.67
9	27	2013	6	13	229	11.91	123	1923	115	114	50.22	49.78
7	3	2013	4	16	228	11.86	124	1923	127	101	55.70	44.30
7	13	2013	7	16	228	11.86	125	1923	114	114	50.00	50.00
8	22	2013	5	13	228	11.86	126	1923	94	134	41.23	58.77
6	23	2013	1	13	227	11.80	127	1923	119	108	52.42	47.58
7	21	2013	1	12	227	11.80	128	1923	117	110	51.54	48.46
8	23	2013	6	16	227	11.80	129	1923	126	101	55.51	44.49
9	27	2013	6	16	227	11.80	130	1923	143	84	63.00	37.00
9	27	2013	6	15	226	11.75	131	1923	116	110	51.33	48.67
7	12	2013	6	13	225	11.70	132	1923	135	90	60.00	40.00
7	19	2013	6	16	225	11.70	133	1923	129	96	57.33	42.67
8	9	2013	6	15	225	11.70	134	1923	112	113	49.78	50.22
8	11	2013	1	16	225	11.70	135	1923	130	95	57.78	42.22

MO	DY	YR	DAY OF WK	HR	HR VOL	PERCENT OF AADT	HOUR NUMBER	AADT	EAST VOLUME	WEST VOLUME	PERCENT EAST IS OF TOTAL VOLUME	PERCENT WEST IS OF TOTAL VOLUME
8	23	2013	6	12	225	11.70	136	1923	114	111	50.67	49.33
8	15	2013	5	12	224	11.65	137	1923	105	119	46.88	53.13
8	19	2013	2	14	224	11.65	138	1923	118	106	52.68	47.32
5	26	2013	1	16	223	11.60	139	1923	128	95	57.40	42.60
6	21	2013	6	16	223	11.60	140	1923	112	111	50.22	49.78
6	28	2013	6	15	223	11.60	141	1923	121	102	54.26	45.74
7	7	2013	1	17	223	11.60	142	1923	103	120	46.19	53.81
7	22	2013	2	14	223	11.60	143	1923	104	119	46.64	53.36
8	3	2013	7	15	223	11.60	144	1923	119	104	53.36	46.64
8	9	2013	6	14	223	11.60	145	1923	101	122	45.29	54.71
8	30	2013	6	18	223	11.60	146	1923	133	90	59.64	40.36
5	27	2013	2	13	222	11.54	147	1923	97	125	43.69	56.31
6	30	2013	1	14	222	11.54	148	1923	96	126	43.24	56.76
7	19	2013	6	14	222	11.54	149	1923	100	122	45.05	54.95
7	20	2013	7	14	222	11.54	150	1923	98	124	44.14	55.86
10	4	2013	6	17	222	11.54	151	1923	124	98	55.86	44.14
10	25	2013	6	16	222	11.54	152	1923	126	96	56.76	43.24
6	7	2013	6	14	221	11.49	153	1923	111	110	50.23	49.77
8	2	2013	6	14	221	11.49	154	1923	109	112	49.32	50.68
8	20	2013	3	15	221	11.49	155	1923	113	108	51.13	48.87
9	6	2013	6	15	221	11.49	156	1923	102	119	46.15	53.85
9	8	2013	1	15	221	11.49	157	1923	119	102	53.85	46.15
9	13	2013	6	13	221	11.49	158	1923	116	105	52.49	47.51
6	21	2013	6	13	220	11.44	159	1923	105	115	47.73	52.27
8	4	2013	1	15	220	11.44	160	1923	112	108	50.91	49.09
10	11	2013	6	15	220	11.44	161	1923	111	109	50.45	49.55
6	21	2013	6	15	219	11.39	162	1923	127	92	57.99	42.01
7	7	2013	1	14	219	11.39	163	1923	103	116	47.03	52.97
7	12	2013	6	16	219	11.39	164	1923	124	95	56.62	43.38
7	17	2013	4	16	219	11.39	165	1923	129	90	58.90	41.10
8	20	2013	3	17	219	11.39	166	1923	129	90	58.90	41.10
9	7	2013	7	16	219	11.39	167	1923	133	86	60.73	39.27
9	25	2013	4	15	219	11.39	168	1923	124	95	56.62	43.38
7	19	2013	6	12	218	11.34	169	1923	93	125	42.66	57.34
8	9	2013	6	13	218	11.34	170	1923	109	109	50.00	50.00
8	9	2013	6	16	218	11.34	171	1923	131	87	60.09	39.91
8	25	2013	1	17	218	11.34	172	1923	117	101	53.67	46.33
9	5	2013	5	16	218	11.34	173	1923	119	99	54.59	45.41
9	8	2013	1	13	218	11.34	174	1923	91	127	41.74	58.26
5	25	2013	7	13	217	11.28	175	1923	91	126	41.94	58.06
6	28	2013	6	16	217	11.28	176	1923	128	89	58.99	41.01

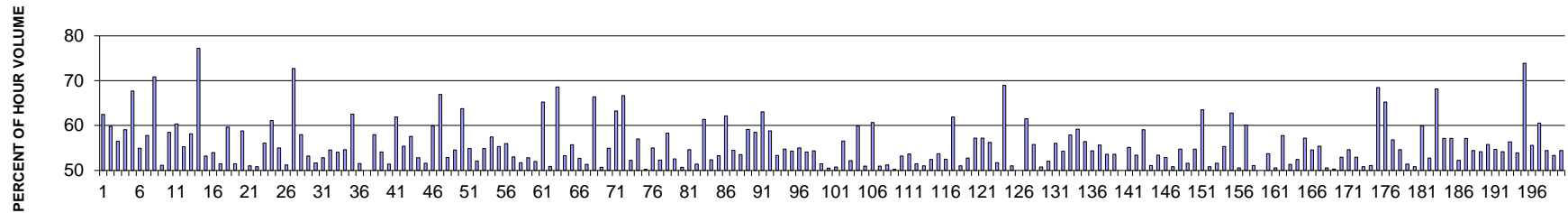
MO	DY	YR	DAY OF WK	HR	HR VOL	PERCENT OF AADT	HOUR NUMBER	AADT	EAST VOLUME	WEST VOLUME	PERCENT EAST IS OF TOTAL VOLUME	PERCENT WEST IS OF TOTAL VOLUME
7	11	2013	5	13	217	11.28	177	1923	105	112	48.39	51.61
7	16	2013	3	15	217	11.28	178	1923	120	97	55.30	44.70
8	16	2013	6	14	217	11.28	179	1923	103	114	47.47	52.53
6	20	2013	5	16	216	11.23	180	1923	121	95	56.02	43.98
6	27	2013	5	16	216	11.23	181	1923	119	97	55.09	44.91
7	21	2013	1	16	216	11.23	182	1923	123	93	56.94	43.06
8	13	2013	3	15	216	11.23	183	1923	107	109	49.54	50.46
8	20	2013	3	16	216	11.23	184	1923	110	106	50.93	49.07
8	22	2013	5	15	216	11.23	185	1923	111	105	51.39	48.61
9	2	2013	2	12	216	11.23	186	1923	85	131	39.35	60.65
9	14	2013	7	14	216	11.23	187	1923	127	89	58.80	41.20
5	3	2013	6	16	215	11.18	188	1923	122	93	56.74	43.26
5	25	2013	7	14	215	11.18	189	1923	108	107	50.23	49.77
6	27	2013	5	17	215	11.18	190	1923	110	105	51.16	48.84
7	5	2013	6	14	215	11.18	191	1923	114	101	53.02	46.98
8	31	2013	7	16	215	11.18	192	1923	118	97	54.88	45.12
10	13	2013	1	15	215	11.18	193	1923	101	114	46.98	53.02
5	26	2013	1	15	214	11.13	194	1923	95	119	44.39	55.61
6	7	2013	6	11	214	11.13	195	1923	131	83	61.21	38.79
6	27	2013	5	15	214	11.13	196	1923	108	106	50.47	49.53
8	12	2013	2	15	214	11.13	197	1923	94	120	43.93	56.07
9	3	2013	3	16	214	11.13	198	1923	119	95	55.61	44.39
7	3	2013	4	17	213	11.08	199	1923	110	103	51.64	48.36
8	3	2013	7	12	213	11.08	200	1923	91	122	42.72	57.28

**SR 014 MP 102.27 STONEHENGE ADC SITE R077
K FOR PEAK 200 HOURS OF 2013**



AADT= 1591 K 30 FACTOR= 17.41 K 100 FACTOR= 13.07 K 200 FACTOR= 11.31 D 30 FACTOR= 51.62

**SR 014 MP 102.27 STONEHENGE ADC SITE R077
D % IN THE PEAK 200 HOURS OF 2013**



MO	DY	YR	DAY OF WK	HR	HR VOL	PERCENT OF AADT	HOUR NUMBER	AADT	EAST VOLUME	WEST VOLUME	PERCENT EAST IS OF TOTAL VOLUME	PERCENT WEST IS OF TOTAL VOLUME
7	28	2013	1	15	480	30.17	1	1591	180	300	37.50	62.50
7	28	2013	1	14	438	27.53	2	1591	176	262	40.18	59.82
7	28	2013	1	16	416	26.15	3	1591	181	235	43.51	56.49
7	28	2013	1	17	408	25.64	4	1591	167	241	40.93	59.07
8	29	2013	5	18	399	25.08	5	1591	270	129	67.67	32.33
7	26	2013	6	14	377	23.70	6	1591	207	170	54.91	45.09
7	26	2013	6	16	367	23.07	7	1591	212	155	57.77	42.23
8	29	2013	5	17	367	23.07	8	1591	260	107	70.84	29.16
7	28	2013	1	18	352	22.12	9	1591	172	180	48.86	51.14
7	28	2013	1	13	349	21.94	10	1591	145	204	41.55	58.45
7	26	2013	6	15	343	21.56	11	1591	207	136	60.35	39.65
7	25	2013	5	16	322	20.24	12	1591	178	144	55.28	44.72

MO	DY	YR	DAY OF WK	HR	HR VOL	PERCENT OF AADT	HOUR NUMBER	AADT	EAST VOLUME	WEST VOLUME	PERCENT EAST IS OF TOTAL VOLUME	PERCENT WEST IS OF TOTAL VOLUME
7	26	2013	6	13	318	19.99	13	1591	185	133	58.18	41.82
8	29	2013	5	15	316	19.86	14	1591	244	72	77.22	22.78
7	28	2013	1	12	314	19.74	15	1591	147	167	46.82	53.18
7	26	2013	6	12	313	19.67	16	1591	169	144	53.99	46.01
7	29	2013	2	14	313	19.67	17	1591	161	152	51.44	48.56
7	25	2013	5	14	312	19.61	18	1591	186	126	59.62	40.38
7	25	2013	5	18	305	19.17	19	1591	148	157	48.52	51.48
7	28	2013	1	19	301	18.92	20	1591	177	124	58.80	41.20
7	27	2013	7	14	300	18.86	21	1591	147	153	49.00	51.00
7	26	2013	6	17	297	18.67	22	1591	151	146	50.84	49.16
7	25	2013	5	13	296	18.60	23	1591	166	130	56.08	43.92
8	29	2013	5	19	293	18.42	24	1591	179	114	61.09	38.91
7	25	2013	5	15	291	18.29	25	1591	160	131	54.98	45.02
7	25	2013	5	17	287	18.04	26	1591	147	140	51.22	48.78
8	29	2013	5	16	286	17.98	27	1591	208	78	72.73	27.27
7	26	2013	6	18	283	17.79	28	1591	119	164	42.05	57.95
7	27	2013	7	13	282	17.72	29	1591	132	150	46.81	53.19
7	27	2013	7	15	277	17.41	30	1591	143	134	51.62	48.38
7	27	2013	7	17	269	16.91	31	1591	127	142	47.21	52.79
7	26	2013	6	11	262	16.47	32	1591	143	119	54.58	45.42
7	27	2013	7	12	261	16.40	33	1591	120	141	45.98	54.02
7	27	2013	7	11	260	16.34	34	1591	118	142	45.38	54.62
8	17	2013	7	18	259	16.28	35	1591	97	162	37.45	62.55
7	27	2013	7	16	258	16.22	36	1591	125	133	48.45	51.55
7	29	2013	2	15	258	16.22	37	1591	129	129	50.00	50.00
7	29	2013	2	18	257	16.15	38	1591	108	149	42.02	57.98
7	14	2013	1	17	255	16.03	39	1591	117	138	45.88	54.12
7	29	2013	2	13	255	16.03	40	1591	124	131	48.63	51.37
8	17	2013	7	17	252	15.84	41	1591	96	156	38.10	61.90
7	27	2013	7	18	251	15.78	42	1591	112	139	44.62	55.38
7	29	2013	2	17	250	15.71	43	1591	106	144	42.40	57.60
6	23	2013	1	13	248	15.59	44	1591	117	131	47.18	52.82
7	26	2013	6	20	248	15.59	45	1591	120	128	48.39	51.61
6	16	2013	1	18	247	15.52	46	1591	99	148	40.08	59.92
6	29	2013	7	17	245	15.40	47	1591	81	164	33.06	66.94
7	29	2013	2	16	244	15.34	48	1591	115	129	47.13	52.87
7	26	2013	6	19	242	15.21	49	1591	110	132	45.45	54.55
7	24	2013	4	17	240	15.08	50	1591	153	87	63.75	36.25
7	30	2013	3	14	237	14.90	51	1591	130	107	54.85	45.15
9	2	2013	2	16	236	14.83	52	1591	123	113	52.12	47.88
6	16	2013	1	16	235	14.77	53	1591	129	106	54.89	45.11

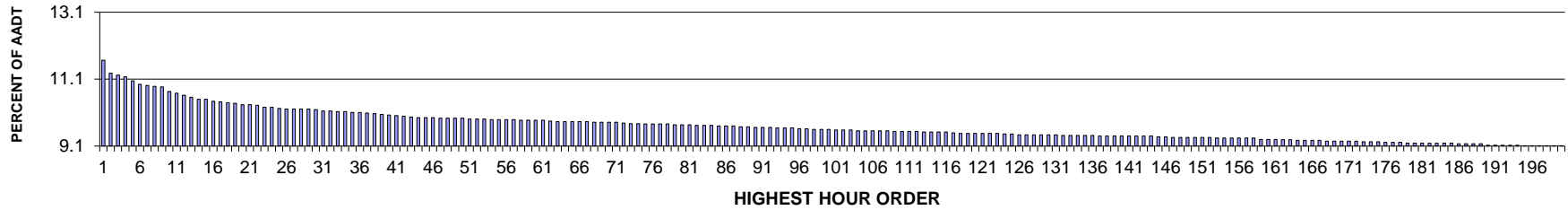
MO	DY	YR	DAY OF WK	HR	HR VOL	PERCENT OF AADT	HOUR NUMBER	AADT	EAST VOLUME	WEST VOLUME	PERCENT EAST IS OF TOTAL VOLUME	PERCENT WEST IS OF TOTAL VOLUME
7	21	2013	1	14	235	14.77	54	1591	135	100	57.45	42.55
7	25	2013	5	11	235	14.77	55	1591	130	105	55.32	44.68
6	30	2013	1	13	234	14.71	56	1591	103	131	44.02	55.98
8	18	2013	1	15	234	14.71	57	1591	124	110	52.99	47.01
8	18	2013	1	16	234	14.71	58	1591	121	113	51.71	48.29
7	28	2013	1	11	233	14.64	59	1591	110	123	47.21	52.79
7	30	2013	3	16	231	14.52	60	1591	111	120	48.05	51.95
6	28	2013	6	18	230	14.46	61	1591	80	150	34.78	65.22
7	14	2013	1	15	230	14.46	62	1591	113	117	49.13	50.87
6	27	2013	5	18	229	14.39	63	1591	72	157	31.44	68.56
7	25	2013	5	19	229	14.39	64	1591	122	107	53.28	46.72
7	25	2013	5	12	228	14.33	65	1591	127	101	55.70	44.30
6	16	2013	1	17	226	14.20	66	1591	119	107	52.65	47.35
6	29	2013	7	12	226	14.20	67	1591	116	110	51.33	48.67
6	29	2013	7	16	226	14.20	68	1591	76	150	33.63	66.37
6	29	2013	7	15	225	14.14	69	1591	114	111	50.67	49.33
7	14	2013	1	18	224	14.08	70	1591	101	123	45.09	54.91
7	26	2013	6	10	223	14.02	71	1591	141	82	63.23	36.77
6	28	2013	6	17	222	13.95	72	1591	74	148	33.33	66.67
6	30	2013	1	15	222	13.95	73	1591	116	106	52.25	47.75
6	15	2013	7	17	221	13.89	74	1591	95	126	42.99	57.01
7	14	2013	1	16	221	13.89	75	1591	111	110	50.23	49.77
6	30	2013	1	14	220	13.83	76	1591	121	99	55.00	45.00
7	7	2013	1	16	218	13.70	77	1591	114	104	52.29	47.71
8	24	2013	7	17	218	13.70	78	1591	91	127	41.74	58.26
7	7	2013	1	14	217	13.64	79	1591	114	103	52.53	47.47
7	30	2013	3	15	217	13.64	80	1591	107	110	49.31	50.69
7	21	2013	1	15	216	13.58	81	1591	118	98	54.63	45.37
8	24	2013	7	15	216	13.58	82	1591	105	111	48.61	51.39
6	30	2013	1	11	215	13.51	83	1591	132	83	61.40	38.60
5	27	2013	2	13	214	13.45	84	1591	112	102	52.34	47.66
7	7	2013	1	15	214	13.45	85	1591	114	100	53.27	46.73
7	21	2013	1	16	214	13.45	86	1591	133	81	62.15	37.85
5	27	2013	2	15	213	13.39	87	1591	97	116	45.54	54.46
6	23	2013	1	15	213	13.39	88	1591	114	99	53.52	46.48
8	29	2013	5	14	213	13.39	89	1591	126	87	59.15	40.85
7	30	2013	3	18	212	13.32	90	1591	88	124	41.51	58.49
7	24	2013	4	19	211	13.26	91	1591	78	133	36.97	63.03
10	4	2013	6	17	211	13.26	92	1591	87	124	41.23	58.77
9	2	2013	2	14	210	13.20	93	1591	112	98	53.33	46.67
9	2	2013	2	18	210	13.20	94	1591	95	115	45.24	54.76

MO	DY	YR	DAY OF WK	HR	HR VOL	PERCENT OF AADT	HOUR NUMBER	AADT	EAST VOLUME	WEST VOLUME	PERCENT EAST IS OF TOTAL VOLUME	PERCENT WEST IS OF TOTAL VOLUME
9	20	2013	6	16	210	13.20	95	1591	96	114	45.71	54.29
6	28	2013	6	14	209	13.14	96	1591	94	115	44.98	55.02
7	7	2013	1	13	209	13.14	97	1591	96	113	45.93	54.07
7	25	2013	5	20	208	13.07	98	1591	113	95	54.33	45.67
8	11	2013	1	14	208	13.07	99	1591	107	101	51.44	48.56
8	25	2013	1	14	208	13.07	100	1591	103	105	49.52	50.48
6	30	2013	1	17	207	13.01	101	1591	102	105	49.28	50.72
8	18	2013	1	14	207	13.01	102	1591	117	90	56.52	43.48
9	2	2013	2	15	207	13.01	103	1591	99	108	47.83	52.17
10	6	2013	1	16	207	13.01	104	1591	83	124	40.10	59.90
8	18	2013	1	13	206	12.95	105	1591	101	105	49.03	50.97
8	30	2013	6	18	206	12.95	106	1591	81	125	39.32	60.68
9	2	2013	2	17	206	12.95	107	1591	105	101	50.97	49.03
6	16	2013	1	15	205	12.88	108	1591	100	105	48.78	51.22
8	11	2013	1	16	205	12.88	109	1591	103	102	50.24	49.76
8	17	2013	7	15	205	12.88	110	1591	96	109	46.83	53.17
8	25	2013	1	13	205	12.88	111	1591	110	95	53.66	46.34
6	23	2013	1	14	204	12.82	112	1591	99	105	48.53	51.47
7	28	2013	1	21	204	12.82	113	1591	104	100	50.98	49.02
8	18	2013	1	17	204	12.82	114	1591	107	97	52.45	47.55
8	4	2013	1	16	203	12.76	115	1591	109	94	53.69	46.31
7	29	2013	2	12	202	12.70	116	1591	96	106	47.52	52.48
7	30	2013	3	13	202	12.70	117	1591	125	77	61.88	38.12
8	25	2013	1	16	202	12.70	118	1591	103	99	50.99	49.01
6	29	2013	7	13	201	12.63	119	1591	106	95	52.74	47.26
7	21	2013	1	13	201	12.63	120	1591	115	86	57.21	42.79
7	24	2013	4	20	201	12.63	121	1591	86	115	42.79	57.21
8	23	2013	6	17	201	12.63	122	1591	88	113	43.78	56.22
10	5	2013	7	13	201	12.63	123	1591	97	104	48.26	51.74
6	26	2013	4	18	200	12.57	124	1591	62	138	31.00	69.00
7	14	2013	1	14	200	12.57	125	1591	98	102	49.00	51.00
8	30	2013	6	14	200	12.57	126	1591	100	100	50.00	50.00
11	27	2013	4	15	200	12.57	127	1591	77	123	38.50	61.50
7	14	2013	1	13	199	12.51	128	1591	111	88	55.78	44.22
7	25	2013	5	10	199	12.51	129	1591	101	98	50.75	49.25
8	4	2013	1	14	198	12.45	130	1591	103	95	52.02	47.98
11	27	2013	4	16	198	12.45	131	1591	87	111	43.94	56.06
8	4	2013	1	15	197	12.38	132	1591	107	90	54.31	45.69
8	24	2013	7	18	197	12.38	133	1591	83	114	42.13	57.87
7	31	2013	4	15	196	12.32	134	1591	80	116	40.82	59.18
6	30	2013	1	16	195	12.26	135	1591	85	110	43.59	56.41

MO	DY	YR	DAY OF WK	HR	HR VOL	PERCENT OF AADT	HOUR NUMBER	AADT	EAST VOLUME	WEST VOLUME	PERCENT EAST IS OF TOTAL VOLUME	PERCENT WEST IS OF TOTAL VOLUME
7	30	2013	3	12	195	12.26	136	1591	89	106	45.64	54.36
5	27	2013	2	14	194	12.19	137	1591	86	108	44.33	55.67
8	23	2013	6	16	194	12.19	138	1591	90	104	46.39	53.61
8	30	2013	6	13	194	12.19	139	1591	90	104	46.39	53.61
8	31	2013	7	13	194	12.19	140	1591	97	97	50.00	50.00
10	5	2013	7	14	194	12.19	141	1591	107	87	55.15	44.85
6	9	2013	1	15	193	12.13	142	1591	90	103	46.63	53.37
7	24	2013	4	18	193	12.13	143	1591	114	79	59.07	40.93
8	25	2013	1	17	192	12.07	144	1591	98	94	51.04	48.96
7	21	2013	1	11	191	12.01	145	1591	102	89	53.40	46.60
7	27	2013	7	10	191	12.01	146	1591	90	101	47.12	52.88
8	30	2013	6	16	191	12.01	147	1591	94	97	49.21	50.79
7	31	2013	4	12	190	11.94	148	1591	86	104	45.26	54.74
8	17	2013	7	14	190	11.94	149	1591	92	98	48.42	51.58
8	25	2013	1	15	190	11.94	150	1591	104	86	54.74	45.26
6	15	2013	7	18	189	11.88	151	1591	69	120	36.51	63.49
7	30	2013	3	17	189	11.88	152	1591	93	96	49.21	50.79
6	23	2013	1	16	188	11.82	153	1591	91	97	48.40	51.60
7	6	2013	7	17	188	11.82	154	1591	104	84	55.32	44.68
7	26	2013	6	21	188	11.82	155	1591	70	118	37.23	62.77
7	28	2013	1	20	188	11.82	156	1591	93	95	49.47	50.53
8	9	2013	6	18	188	11.82	157	1591	75	113	39.89	60.11
8	11	2013	1	15	188	11.82	158	1591	96	92	51.06	48.94
8	23	2013	6	15	188	11.82	159	1591	94	94	50.00	50.00
8	24	2013	7	13	188	11.82	160	1591	87	101	46.28	53.72
9	15	2013	1	15	188	11.82	161	1591	93	95	49.47	50.53
6	14	2013	6	15	187	11.75	162	1591	79	108	42.25	57.75
6	16	2013	1	14	187	11.75	163	1591	96	91	51.34	48.66
7	21	2013	1	17	187	11.75	164	1591	98	89	52.41	47.59
8	18	2013	1	12	187	11.75	165	1591	80	107	42.78	57.22
10	6	2013	1	17	187	11.75	166	1591	85	102	45.45	54.55
6	30	2013	1	12	186	11.69	167	1591	103	83	55.38	44.62
7	7	2013	1	12	186	11.69	168	1591	94	92	50.54	49.46
5	24	2013	6	16	185	11.63	169	1591	93	92	50.27	49.73
6	16	2013	1	13	185	11.63	170	1591	98	87	52.97	47.03
6	22	2013	7	17	185	11.63	171	1591	84	101	45.41	54.59
6	28	2013	6	15	185	11.63	172	1591	87	98	47.03	52.97
12	1	2013	1	15	185	11.63	173	1591	91	94	49.19	50.81
9	20	2013	6	17	184	11.57	174	1591	90	94	48.91	51.09
9	22	2013	1	16	184	11.57	175	1591	58	126	31.52	68.48
10	18	2013	6	18	184	11.57	176	1591	64	120	34.78	65.22

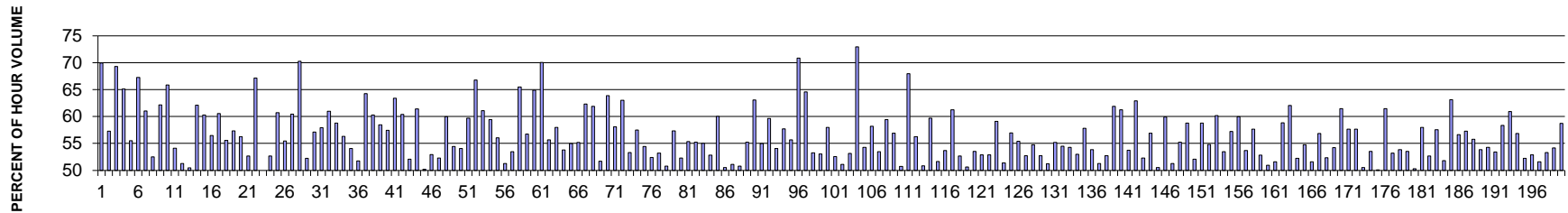
MO	DY	YR	DAY OF WK	HR	HR VOL	PERCENT OF AADT	HOUR NUMBER	AADT	EAST VOLUME	WEST VOLUME	PERCENT EAST IS OF TOTAL VOLUME	PERCENT WEST IS OF TOTAL VOLUME
3	29	2013	6	15	183	11.50	177	1591	79	104	43.17	56.83
7	7	2013	1	17	183	11.50	178	1591	83	100	45.36	54.64
8	9	2013	6	14	183	11.50	179	1591	89	94	48.63	51.37
8	18	2013	1	11	183	11.50	180	1591	90	93	49.18	50.82
6	9	2013	1	14	182	11.44	181	1591	109	73	59.89	40.11
6	28	2013	6	16	182	11.44	182	1591	96	86	52.75	47.25
6	30	2013	1	21	182	11.44	183	1591	58	124	31.87	68.13
7	29	2013	2	19	182	11.44	184	1591	78	104	42.86	57.14
7	30	2013	3	19	182	11.44	185	1591	78	104	42.86	57.14
7	31	2013	4	13	182	11.44	186	1591	95	87	52.20	47.80
8	25	2013	1	12	182	11.44	187	1591	104	78	57.14	42.86
9	6	2013	6	15	182	11.44	188	1591	83	99	45.60	54.40
6	21	2013	6	15	181	11.38	189	1591	83	98	45.86	54.14
7	3	2013	4	18	181	11.38	190	1591	80	101	44.20	55.80
8	17	2013	7	16	181	11.38	191	1591	82	99	45.30	54.70
9	20	2013	6	18	181	11.38	192	1591	83	98	45.86	54.14
10	20	2013	1	15	181	11.38	193	1591	102	79	56.35	43.65
6	27	2013	5	13	180	11.31	194	1591	83	97	46.11	53.89
6	28	2013	6	9	180	11.31	195	1591	133	47	73.89	26.11
7	21	2013	1	12	180	11.31	196	1591	100	80	55.56	44.44
7	29	2013	2	11	180	11.31	197	1591	109	71	60.56	39.44
7	31	2013	4	11	180	11.31	198	1591	98	82	54.44	45.56
8	4	2013	1	17	180	11.31	199	1591	96	84	53.33	46.67
8	15	2013	5	17	180	11.31	200	1591	82	98	45.56	54.44

**SR 004 MP 55.05 LONGVIEW ADC SITE R078
K FOR PEAK 200 HOURS OF 2013**



AADT= 5105 K 30 FACTOR= 10.19 K 100 FACTOR= 9.60 K 200 FACTOR= 9.11 D 30 FACTOR= 57.12

**SR 004 MP 55.05 LONGVIEW ADC SITE R078
D % IN THE PEAK 200 HOURS OF 2013**



MO	DY	YR	DAY OF WK	HR	HR VOL	PERCENT OF AADT	HOUR NUMBER	AADT	EAST VOLUME	WEST VOLUME	PERCENT EAST IS OF TOTAL VOLUME	PERCENT WEST IS OF TOTAL VOLUME
9	8	2013	1	16	596	11.67	1	5105	417	179	69.97	30.03
10	18	2013	6	17	576	11.28	2	5105	246	330	42.71	57.29
9	8	2013	1	15	573	11.22	3	5105	397	176	69.28	30.72
9	8	2013	1	14	570	11.17	4	5105	371	199	65.09	34.91
8	23	2013	6	17	564	11.05	5	5105	251	313	44.50	55.50
9	2	2013	2	13	559	10.95	6	5105	376	183	67.26	32.74
7	21	2013	1	13	557	10.91	7	5105	340	217	61.04	38.96
8	22	2013	5	17	556	10.89	8	5105	292	264	52.52	47.48
9	6	2013	6	17	555	10.87	9	5105	210	345	37.84	62.16
9	6	2013	6	18	548	10.73	10	5105	187	361	34.12	65.88
9	5	2013	5	17	545	10.68	11	5105	250	295	45.87	54.13
8	21	2013	4	17	542	10.62	12	5105	278	264	51.29	48.71

MO	DY	YR	DAY OF WK	HR	HR VOL	PERCENT OF AADT	HOUR NUMBER	AADT	EAST VOLUME	WEST VOLUME	PERCENT EAST IS OF TOTAL VOLUME	PERCENT WEST IS OF TOTAL VOLUME
10	4	2013	6	17	539	10.56	13	5105	272	267	50.46	49.54
7	3	2013	4	17	536	10.50	14	5105	203	333	37.87	62.13
9	8	2013	1	13	536	10.50	15	5105	323	213	60.26	39.74
7	19	2013	6	16	533	10.44	16	5105	232	301	43.53	56.47
8	25	2013	1	14	532	10.42	17	5105	322	210	60.53	39.47
3	8	2013	6	17	531	10.40	18	5105	236	295	44.44	55.56
9	6	2013	6	15	530	10.38	19	5105	226	304	42.64	57.36
5	3	2013	6	17	528	10.34	20	5105	231	297	43.75	56.25
8	23	2013	6	16	528	10.34	21	5105	250	278	47.35	52.65
9	2	2013	2	14	527	10.32	22	5105	354	173	67.17	32.83
7	14	2013	1	13	524	10.26	23	5105	262	262	50.00	50.00
8	5	2013	2	17	524	10.26	24	5105	248	276	47.33	52.67
7	7	2013	1	14	522	10.23	25	5105	317	205	60.73	39.27
8	2	2013	6	17	521	10.21	26	5105	232	289	44.53	55.47
8	30	2013	6	15	521	10.21	27	5105	206	315	39.54	60.46
9	8	2013	1	18	521	10.21	28	5105	366	155	70.25	29.75
9	20	2013	6	17	521	10.21	29	5105	249	272	47.79	52.21
8	16	2013	6	17	520	10.19	30	5105	223	297	42.88	57.12
6	14	2013	6	17	518	10.15	31	5105	218	300	42.08	57.92
11	1	2013	6	17	518	10.15	32	5105	202	316	39.00	61.00
4	26	2013	6	17	517	10.13	33	5105	213	304	41.20	58.80
7	9	2013	3	17	517	10.13	34	5105	226	291	43.71	56.29
7	26	2013	6	16	516	10.11	35	5105	237	279	45.93	54.07
8	5	2013	2	16	516	10.11	36	5105	249	267	48.26	51.74
10	6	2013	1	16	515	10.09	37	5105	331	184	64.27	35.73
8	30	2013	6	16	514	10.07	38	5105	204	310	39.69	60.31
7	3	2013	4	14	513	10.05	39	5105	213	300	41.52	58.48
8	31	2013	7	12	512	10.03	40	5105	218	294	42.58	57.42
9	13	2013	6	18	511	10.01	41	5105	187	324	36.59	63.41
8	16	2013	6	18	510	9.99	42	5105	202	308	39.61	60.39
7	14	2013	1	14	509	9.97	43	5105	244	265	47.94	52.06
7	7	2013	1	15	508	9.95	44	5105	312	196	61.42	38.58
9	12	2013	5	17	508	9.95	45	5105	253	255	49.80	50.20
9	19	2013	5	17	508	9.95	46	5105	239	269	47.05	52.95
6	28	2013	6	16	507	9.93	47	5105	242	265	47.73	52.27
7	19	2013	6	18	507	9.93	48	5105	203	304	40.04	59.96
8	14	2013	4	17	507	9.93	49	5105	231	276	45.56	54.44
8	20	2013	3	17	507	9.93	50	5105	233	274	45.96	54.04
7	3	2013	4	16	506	9.91	51	5105	204	302	40.32	59.68
7	7	2013	1	13	506	9.91	52	5105	338	168	66.80	33.20
10	4	2013	6	15	506	9.91	53	5105	197	309	38.93	61.07

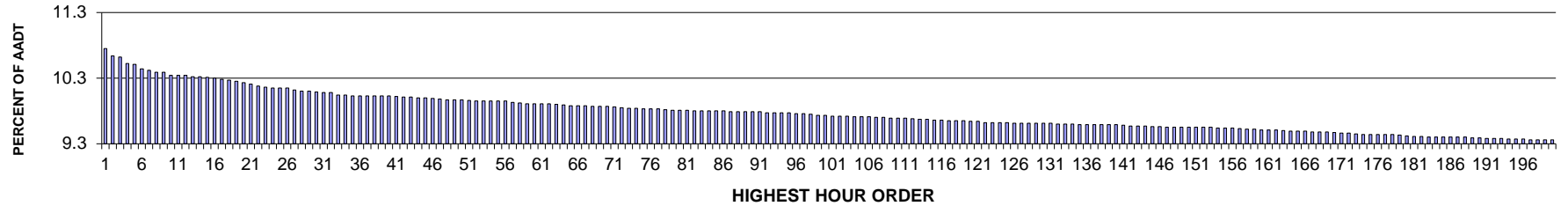
MO	DY	YR	DAY OF WK	HR	HR VOL	PERCENT OF AADT	HOUR NUMBER	AADT	EAST VOLUME	WEST VOLUME	PERCENT EAST IS OF TOTAL VOLUME	PERCENT WEST IS OF TOTAL VOLUME
8	6	2013	3	18	505	9.89	54	5105	205	300	40.59	59.41
8	7	2013	4	17	505	9.89	55	5105	222	283	43.96	56.04
8	27	2013	3	17	505	9.89	56	5105	246	259	48.71	51.29
9	13	2013	6	17	505	9.89	57	5105	235	270	46.53	53.47
5	24	2013	6	17	504	9.87	58	5105	174	330	34.52	65.48
7	10	2013	4	17	504	9.87	59	5105	286	218	56.75	43.25
8	30	2013	6	18	504	9.87	60	5105	177	327	35.12	64.88
9	8	2013	1	17	504	9.87	61	5105	353	151	70.04	29.96
8	15	2013	5	17	503	9.85	62	5105	223	280	44.33	55.67
7	19	2013	6	17	502	9.83	63	5105	211	291	42.03	57.97
7	26	2013	6	14	502	9.83	64	5105	270	232	53.78	46.22
8	2	2013	6	14	502	9.83	65	5105	226	276	45.02	54.98
9	10	2013	3	17	502	9.83	66	5105	225	277	44.82	55.18
10	18	2013	6	16	502	9.83	67	5105	189	313	37.65	62.35
7	7	2013	1	16	501	9.81	68	5105	310	191	61.88	38.12
7	13	2013	7	13	501	9.81	69	5105	242	259	48.30	51.70
8	30	2013	6	17	501	9.81	70	5105	181	320	36.13	63.87
11	1	2013	6	16	501	9.81	71	5105	210	291	41.92	58.08
8	31	2013	7	13	500	9.79	72	5105	185	315	37.00	63.00
7	17	2013	4	17	499	9.77	73	5105	233	266	46.69	53.31
10	4	2013	6	18	499	9.77	74	5105	212	287	42.48	57.52
7	24	2013	4	17	498	9.76	75	5105	227	271	45.58	54.42
8	9	2013	6	15	498	9.76	76	5105	261	237	52.41	47.59
8	18	2013	1	14	498	9.76	77	5105	265	233	53.21	46.79
10	4	2013	6	16	498	9.76	78	5105	245	253	49.20	50.80
8	20	2013	3	18	497	9.74	79	5105	212	285	42.66	57.34
8	28	2013	4	17	497	9.74	80	5105	260	237	52.31	47.69
9	7	2013	7	12	497	9.74	81	5105	222	275	44.67	55.33
7	18	2013	5	17	496	9.72	82	5105	222	274	44.76	55.24
8	30	2013	6	14	496	9.72	83	5105	223	273	44.96	55.04
10	5	2013	7	14	496	9.72	84	5105	234	262	47.18	52.82
4	25	2013	5	17	495	9.70	85	5105	198	297	40.00	60.00
7	5	2013	6	16	495	9.70	86	5105	250	245	50.51	49.49
10	17	2013	5	17	495	9.70	87	5105	242	253	48.89	51.11
7	3	2013	4	15	494	9.68	88	5105	243	251	49.19	50.81
9	3	2013	3	17	494	9.68	89	5105	221	273	44.74	55.26
8	18	2013	1	17	493	9.66	90	5105	311	182	63.08	36.92
8	19	2013	2	17	493	9.66	91	5105	222	271	45.03	54.97
10	5	2013	7	15	493	9.66	92	5105	199	294	40.37	59.63
6	30	2013	1	14	492	9.64	93	5105	226	266	45.93	54.07
7	24	2013	4	18	492	9.64	94	5105	208	284	42.28	57.72

MO	DY	YR	DAY OF WK	HR	HR VOL	PERCENT OF AADT	HOUR NUMBER	AADT	EAST VOLUME	WEST VOLUME	PERCENT EAST IS OF TOTAL VOLUME	PERCENT WEST IS OF TOTAL VOLUME
10	16	2013	4	17	492	9.64	95	5105	218	274	44.31	55.69
5	27	2013	2	14	491	9.62	96	5105	348	143	70.88	29.12
8	25	2013	1	16	491	9.62	97	5105	317	174	64.56	35.44
5	17	2013	6	17	490	9.60	98	5105	229	261	46.73	53.27
7	11	2013	5	17	490	9.60	99	5105	230	260	46.94	53.06
8	25	2013	1	15	490	9.60	100	5105	284	206	57.96	42.04
7	12	2013	6	15	489	9.58	101	5105	232	257	47.44	52.56
7	16	2013	3	17	489	9.58	102	5105	239	250	48.88	51.12
8	10	2013	7	14	489	9.58	103	5105	229	260	46.83	53.17
4	28	2013	1	14	488	9.56	104	5105	356	132	72.95	27.05
8	6	2013	3	17	488	9.56	105	5105	223	265	45.70	54.30
8	10	2013	7	12	488	9.56	106	5105	204	284	41.80	58.20
8	16	2013	6	16	488	9.56	107	5105	227	261	46.52	53.48
8	23	2013	6	18	488	9.56	108	5105	198	290	40.57	59.43
8	8	2013	5	17	487	9.54	109	5105	210	277	43.12	56.88
8	10	2013	7	13	487	9.54	110	5105	240	247	49.28	50.72
9	2	2013	2	12	487	9.54	111	5105	331	156	67.97	32.03
10	25	2013	6	17	487	9.54	112	5105	213	274	43.74	56.26
7	25	2013	5	16	486	9.52	113	5105	239	247	49.18	50.82
9	9	2013	2	15	486	9.52	114	5105	290	196	59.67	40.33
9	11	2013	4	16	486	9.52	115	5105	251	235	51.65	48.35
11	22	2013	6	17	486	9.52	116	5105	225	261	46.30	53.70
5	10	2013	6	17	485	9.50	117	5105	188	297	38.76	61.24
6	28	2013	6	17	484	9.48	118	5105	229	255	47.31	52.69
7	1	2013	2	17	484	9.48	119	5105	239	245	49.38	50.62
7	8	2013	2	16	484	9.48	120	5105	225	259	46.49	53.51
8	18	2013	1	15	484	9.48	121	5105	228	256	47.11	52.89
9	1	2013	1	14	484	9.48	122	5105	228	256	47.11	52.89
9	7	2013	7	13	484	9.48	123	5105	198	286	40.91	59.09
7	8	2013	2	17	483	9.46	124	5105	235	248	48.65	51.35
8	18	2013	1	16	483	9.46	125	5105	275	208	56.94	43.06
3	15	2013	6	17	482	9.44	126	5105	215	267	44.61	55.39
7	2	2013	3	16	482	9.44	127	5105	254	228	52.70	47.30
7	8	2013	2	13	482	9.44	128	5105	264	218	54.77	45.23
7	31	2013	4	17	482	9.44	129	5105	254	228	52.70	47.30
8	9	2013	6	14	482	9.44	130	5105	247	235	51.24	48.76
9	9	2013	2	17	482	9.44	131	5105	216	266	44.81	55.19
6	21	2013	6	16	481	9.42	132	5105	219	262	45.53	54.47
8	2	2013	6	15	481	9.42	133	5105	220	261	45.74	54.26
8	16	2013	6	15	481	9.42	134	5105	226	255	46.99	53.01
10	11	2013	6	17	481	9.42	135	5105	203	278	42.20	57.80

MO	DY	YR	DAY OF WK	HR	HR VOL	PERCENT OF AADT	HOUR NUMBER	AADT	EAST VOLUME	WEST VOLUME	PERCENT EAST IS OF TOTAL VOLUME	PERCENT WEST IS OF TOTAL VOLUME
10	19	2013	7	14	481	9.42	136	5105	222	259	46.15	53.85
7	11	2013	5	16	480	9.40	137	5105	234	246	48.75	51.25
7	19	2013	6	14	480	9.40	138	5105	227	253	47.29	52.71
7	20	2013	7	14	480	9.40	139	5105	183	297	38.13	61.88
7	26	2013	6	18	480	9.40	140	5105	186	294	38.75	61.25
8	4	2013	1	13	480	9.40	141	5105	258	222	53.75	46.25
9	2	2013	2	15	480	9.40	142	5105	302	178	62.92	37.08
9	11	2013	4	17	480	9.40	143	5105	229	251	47.71	52.29
11	26	2013	3	17	480	9.40	144	5105	207	273	43.13	56.88
7	25	2013	5	17	479	9.38	145	5105	242	237	50.52	49.48
9	6	2013	6	16	479	9.38	146	5105	192	287	40.08	59.92
6	14	2013	6	15	478	9.36	147	5105	245	233	51.26	48.74
7	19	2013	6	15	478	9.36	148	5105	214	264	44.77	55.23
7	23	2013	3	18	478	9.36	149	5105	197	281	41.21	58.79
8	4	2013	1	15	478	9.36	150	5105	229	249	47.91	52.09
8	9	2013	6	18	478	9.36	151	5105	197	281	41.21	58.79
10	5	2013	7	16	478	9.36	152	5105	216	262	45.19	54.81
3	8	2013	6	18	477	9.34	153	5105	190	287	39.83	60.17
7	3	2013	4	13	477	9.34	154	5105	222	255	46.54	53.46
8	2	2013	6	16	477	9.34	155	5105	204	273	42.77	57.23
8	7	2013	4	18	477	9.34	156	5105	191	286	40.04	59.96
9	18	2013	4	17	477	9.34	157	5105	221	256	46.33	53.67
9	27	2013	6	17	477	9.34	158	5105	202	275	42.35	57.65
8	7	2013	4	16	475	9.30	159	5105	224	251	47.16	52.84
8	8	2013	5	16	475	9.30	160	5105	242	233	50.95	49.05
9	13	2013	6	14	475	9.30	161	5105	230	245	48.42	51.58
4	26	2013	6	16	474	9.29	162	5105	195	279	41.14	58.86
8	2	2013	6	18	474	9.29	163	5105	180	294	37.97	62.03
8	6	2013	3	16	473	9.27	164	5105	226	247	47.78	52.22
8	18	2013	1	12	473	9.27	165	5105	259	214	54.76	45.24
8	30	2013	6	13	473	9.27	166	5105	229	244	48.41	51.59
9	9	2013	2	18	473	9.27	167	5105	204	269	43.13	56.87
7	5	2013	6	14	472	9.25	168	5105	225	247	47.67	52.33
7	20	2013	7	17	472	9.25	169	5105	256	216	54.24	45.76
7	21	2013	1	12	472	9.25	170	5105	290	182	61.44	38.56
10	18	2013	6	15	472	9.25	171	5105	200	272	42.37	57.63
11	1	2013	6	18	472	9.25	172	5105	200	272	42.37	57.63
6	5	2013	4	17	471	9.23	173	5105	233	238	49.47	50.53
7	30	2013	3	16	471	9.23	174	5105	252	219	53.50	46.50
10	22	2013	3	17	471	9.23	175	5105	235	236	49.89	50.11
5	4	2013	7	13	470	9.21	176	5105	181	289	38.51	61.49

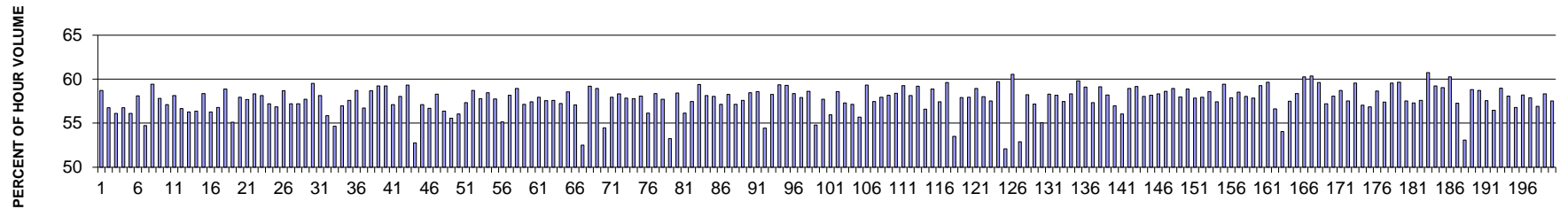
MO	DY	YR	DAY OF WK	HR	HR VOL	PERCENT OF AADT	HOUR NUMBER	AADT	EAST VOLUME	WEST VOLUME	PERCENT EAST IS OF TOTAL VOLUME	PERCENT WEST IS OF TOTAL VOLUME
8	9	2013	6	17	470	9.21	177	5105	220	250	46.81	53.19
10	29	2013	3	17	470	9.21	178	5105	217	253	46.17	53.83
7	6	2013	7	15	469	9.19	179	5105	218	251	46.48	53.52
7	9	2013	3	16	469	9.19	180	5105	233	236	49.68	50.32
7	18	2013	5	18	469	9.19	181	5105	197	272	42.00	58.00
7	24	2013	4	16	469	9.19	182	5105	222	247	47.33	52.67
8	24	2013	7	12	469	9.19	183	5105	199	270	42.43	57.57
9	9	2013	2	16	469	9.19	184	5105	243	226	51.81	48.19
10	18	2013	6	18	469	9.19	185	5105	173	296	36.89	63.11
4	12	2013	6	17	468	9.17	186	5105	203	265	43.38	56.62
7	12	2013	6	12	468	9.17	187	5105	268	200	57.26	42.74
8	16	2013	6	14	468	9.17	188	5105	207	261	44.23	55.77
9	6	2013	6	14	468	9.17	189	5105	216	252	46.15	53.85
6	14	2013	6	16	466	9.13	190	5105	213	253	45.71	54.29
7	2	2013	3	17	466	9.13	191	5105	217	249	46.57	53.43
7	21	2013	1	14	466	9.13	192	5105	272	194	58.37	41.63
10	17	2013	5	18	466	9.13	193	5105	182	284	39.06	60.94
11	14	2013	5	17	466	9.13	194	5105	201	265	43.13	56.87
7	5	2013	6	17	465	9.11	195	5105	222	243	47.74	52.26
7	19	2013	6	13	465	9.11	196	5105	246	219	52.90	47.10
8	2	2013	6	13	465	9.11	197	5105	225	240	48.39	51.61
8	22	2013	5	16	465	9.11	198	5105	217	248	46.67	53.33
9	4	2013	4	17	465	9.11	199	5105	213	252	45.81	54.19
9	7	2013	7	11	465	9.11	200	5105	192	273	41.29	58.71

**SR 182 MP 6.34 PASCO ADC SITE R081
K FOR PEAK 200 HOURS OF 2013**



AADT= 57494 K 30 FACTOR= 10.09 K 100 FACTOR= 9.73 K 200 FACTOR= 9.36 D 30 FACTOR= 59.51

**SR 182 MP 6.34 PASCO ADC SITE R081
D % IN THE PEAK 200 HOURS OF 2013**



MO	DY	YR	DAY OF WK	HR	HR VOL	PERCENT OF AADT	HOUR NUMBER	AADT	EAST VOLUME	WEST VOLUME	PERCENT EAST IS OF TOTAL VOLUME	PERCENT WEST IS OF TOTAL VOLUME
10	10	2013	5	18	6178	10.75	1	57494	3627	2551	58.71	41.29
10	3	2013	5	18	6119	10.64	2	57494	3473	2646	56.76	43.24
6	6	2013	5	18	6105	10.62	3	57494	3426	2679	56.12	43.88
10	23	2013	4	18	6046	10.52	4	57494	3431	2615	56.75	43.25
5	30	2013	5	18	6043	10.51	5	57494	3391	2652	56.11	43.89
10	2	2013	4	18	6000	10.44	6	57494	3486	2514	58.10	41.90
5	9	2013	5	18	5993	10.42	7	57494	3280	2713	54.73	45.27
10	16	2013	4	18	5975	10.39	8	57494	3550	2425	59.41	40.59
6	3	2013	2	18	5974	10.39	9	57494	3454	2520	57.82	42.18
5	16	2013	5	18	5947	10.34	10	57494	3396	2551	57.10	42.90
10	15	2013	3	18	5945	10.34	11	57494	3457	2488	58.15	41.85
4	25	2013	5	18	5944	10.34	12	57494	3368	2576	56.66	43.34

MO	DY	YR	DAY OF WK	HR	HR VOL	PERCENT OF AADT	HOUR NUMBER	AADT	EAST VOLUME	WEST VOLUME	PERCENT EAST IS OF TOTAL VOLUME	PERCENT WEST IS OF TOTAL VOLUME
5	7	2013	3	18	5933	10.32	13	57494	3338	2595	56.26	43.74
3	28	2013	5	18	5931	10.32	14	57494	3343	2588	56.36	43.64
4	11	2013	5	18	5925	10.31	15	57494	3458	2467	58.36	41.64
4	18	2013	5	18	5923	10.30	16	57494	3332	2591	56.26	43.74
5	2	2013	5	18	5909	10.28	17	57494	3356	2553	56.79	43.21
10	24	2013	5	18	5904	10.27	18	57494	3476	2428	58.88	41.12
6	13	2013	5	18	5895	10.25	19	57494	3249	2646	55.11	44.89
5	28	2013	3	18	5880	10.23	20	57494	3407	2473	57.94	42.06
10	17	2013	5	18	5872	10.21	21	57494	3388	2484	57.70	42.30
10	29	2013	3	18	5852	10.18	22	57494	3413	2439	58.32	41.68
10	9	2013	4	18	5841	10.16	23	57494	3396	2445	58.14	41.86
5	8	2013	4	18	5837	10.15	24	57494	3338	2499	57.19	42.81
6	27	2013	5	18	5834	10.15	25	57494	3316	2518	56.84	43.16
10	30	2013	4	18	5833	10.15	26	57494	3422	2411	58.67	41.33
5	1	2013	4	18	5818	10.12	27	57494	3328	2490	57.20	42.80
5	20	2013	2	18	5809	10.10	28	57494	3323	2486	57.20	42.80
6	4	2013	3	18	5809	10.10	29	57494	3353	2456	57.72	42.28
10	31	2013	5	18	5799	10.09	30	57494	3451	2348	59.51	40.49
6	26	2013	4	18	5795	10.08	31	57494	3368	2427	58.12	41.88
5	15	2013	4	18	5793	10.08	32	57494	3236	2557	55.86	44.14
6	20	2013	5	18	5775	10.04	33	57494	3156	2619	54.65	45.35
6	5	2013	4	18	5773	10.04	34	57494	3289	2484	56.97	43.03
4	22	2013	2	18	5769	10.03	35	57494	3323	2446	57.60	42.40
4	25	2013	5	17	5768	10.03	36	57494	3386	2382	58.70	41.30
5	15	2013	4	17	5766	10.03	37	57494	3270	2496	56.71	43.29
10	22	2013	3	18	5766	10.03	38	57494	3384	2382	58.69	41.31
7	24	2013	4	18	5765	10.03	39	57494	3415	2350	59.24	40.76
10	17	2013	5	17	5764	10.03	40	57494	3414	2350	59.23	40.77
4	15	2013	2	18	5761	10.02	41	57494	3290	2471	57.11	42.89
4	24	2013	4	18	5756	10.01	42	57494	3341	2415	58.04	41.96
10	31	2013	5	17	5754	10.01	43	57494	3414	2340	59.33	40.67
5	14	2013	3	18	5751	10.00	44	57494	3034	2717	52.76	47.24
3	27	2013	4	18	5749	10.00	45	57494	3283	2466	57.11	42.89
5	31	2013	6	17	5746	9.99	46	57494	3257	2489	56.68	43.32
10	1	2013	3	18	5737	9.98	47	57494	3345	2392	58.31	41.69
5	16	2013	5	17	5735	9.97	48	57494	3232	2503	56.36	43.64
5	17	2013	6	17	5731	9.97	49	57494	3185	2546	55.57	44.43
5	23	2013	5	18	5731	9.97	50	57494	3212	2519	56.05	43.95
7	25	2013	5	18	5725	9.96	51	57494	3283	2442	57.34	42.66
3	7	2013	5	18	5723	9.95	52	57494	3360	2363	58.71	41.29
5	22	2013	4	18	5723	9.95	53	57494	3306	2417	57.77	42.23

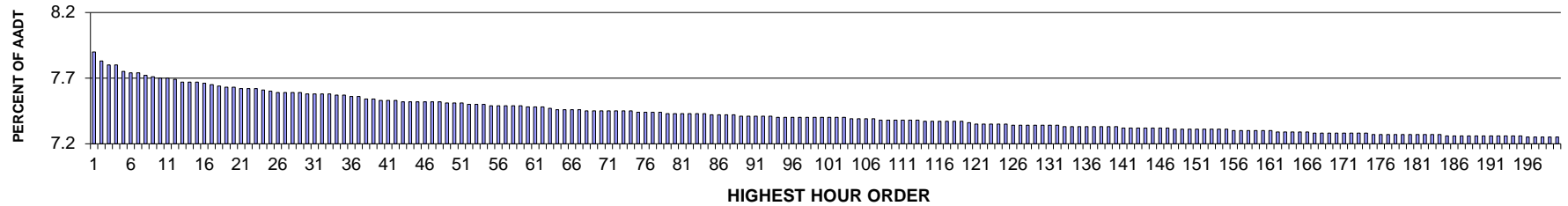
MO	DY	YR	DAY OF WK	HR	HR VOL	PERCENT OF AADT	HOUR NUMBER	AADT	EAST VOLUME	WEST VOLUME	PERCENT EAST IS OF TOTAL VOLUME	PERCENT WEST IS OF TOTAL VOLUME
8	1	2013	5	18	5723	9.95	54	57494	3346	2377	58.47	41.53
3	13	2013	4	18	5722	9.95	55	57494	3304	2418	57.74	42.26
12	13	2013	6	17	5722	9.95	56	57494	3155	2567	55.14	44.86
4	23	2013	3	18	5712	9.93	57	57494	3323	2389	58.18	41.82
12	5	2013	5	18	5701	9.92	58	57494	3360	2341	58.94	41.06
5	21	2013	3	18	5699	9.91	59	57494	3256	2443	57.13	42.87
4	9	2013	3	18	5698	9.91	60	57494	3272	2426	57.42	42.58
4	18	2013	5	17	5695	9.91	61	57494	3299	2396	57.93	42.07
6	10	2013	2	18	5695	9.91	62	57494	3278	2417	57.56	42.44
4	30	2013	3	18	5690	9.90	63	57494	3277	2413	57.59	42.41
6	18	2013	3	18	5689	9.89	64	57494	3255	2434	57.22	42.78
4	17	2013	4	18	5680	9.88	65	57494	3326	2354	58.56	41.44
6	6	2013	5	17	5680	9.88	66	57494	3242	2438	57.08	42.92
11	8	2013	6	17	5679	9.88	67	57494	2981	2698	52.49	47.51
3	12	2013	3	18	5676	9.87	68	57494	3361	2315	59.21	40.79
4	11	2013	5	17	5676	9.87	69	57494	3345	2331	58.93	41.07
10	4	2013	6	17	5676	9.87	70	57494	3091	2585	54.46	45.54
3	26	2013	3	18	5669	9.86	71	57494	3284	2385	57.93	42.07
8	15	2013	5	18	5663	9.85	72	57494	3304	2359	58.34	41.66
3	14	2013	5	18	5660	9.84	73	57494	3273	2387	57.83	42.17
5	2	2013	5	17	5660	9.84	74	57494	3270	2390	57.77	42.23
4	10	2013	4	18	5651	9.83	75	57494	3282	2369	58.08	41.92
6	12	2013	4	18	5650	9.83	76	57494	3172	2478	56.14	43.86
7	23	2013	3	18	5649	9.83	77	57494	3296	2353	58.35	41.65
5	23	2013	5	17	5644	9.82	78	57494	3258	2386	57.73	42.27
5	14	2013	3	17	5643	9.81	79	57494	3005	2638	53.25	46.75
6	19	2013	4	18	5641	9.81	80	57494	3295	2346	58.41	41.59
8	8	2013	5	18	5640	9.81	81	57494	3167	2473	56.15	43.85
11	4	2013	2	17	5637	9.80	82	57494	3239	2398	57.46	42.54
7	31	2013	4	18	5635	9.80	83	57494	3346	2289	59.38	40.62
11	6	2013	4	17	5635	9.80	84	57494	3277	2358	58.15	41.85
11	21	2013	5	17	5635	9.80	85	57494	3270	2365	58.03	41.97
5	30	2013	5	17	5633	9.80	86	57494	3219	2414	57.15	42.85
3	21	2013	5	18	5627	9.79	87	57494	3278	2349	58.25	41.75
5	6	2013	2	18	5627	9.79	88	57494	3216	2411	57.15	42.85
11	4	2013	2	18	5627	9.79	89	57494	3240	2387	57.58	42.42
11	5	2013	3	18	5627	9.79	90	57494	3290	2337	58.47	41.53
10	21	2013	2	18	5626	9.79	91	57494	3296	2330	58.59	41.41
5	3	2013	6	17	5619	9.77	92	57494	3058	2561	54.42	45.58
10	3	2013	5	17	5619	9.77	93	57494	3274	2345	58.27	41.73
10	7	2013	2	18	5617	9.77	94	57494	3335	2282	59.37	40.63

MO	DY	YR	DAY OF WK	HR	HR VOL	PERCENT OF AADT	HOUR NUMBER	AADT	EAST VOLUME	WEST VOLUME	PERCENT EAST IS OF TOTAL VOLUME	PERCENT WEST IS OF TOTAL VOLUME
10	30	2013	4	17	5615	9.77	95	57494	3330	2285	59.31	40.69
10	8	2013	3	18	5611	9.76	96	57494	3275	2336	58.37	41.63
6	11	2013	3	18	5610	9.76	97	57494	3249	2361	57.91	42.09
6	17	2013	2	18	5608	9.75	98	57494	3288	2320	58.63	41.37
10	18	2013	6	17	5595	9.73	99	57494	3065	2530	54.78	45.22
12	16	2013	2	18	5594	9.73	100	57494	3229	2365	57.72	42.28
8	29	2013	5	18	5590	9.72	101	57494	3128	2462	55.96	44.04
6	25	2013	3	18	5588	9.72	102	57494	3273	2315	58.57	41.43
12	18	2013	4	18	5588	9.72	103	57494	3202	2386	57.30	42.70
11	7	2013	5	17	5584	9.71	104	57494	3191	2393	57.15	42.85
11	1	2013	6	17	5582	9.71	105	57494	3108	2474	55.68	44.32
10	15	2013	3	17	5581	9.71	106	57494	3312	2269	59.34	40.66
12	11	2013	4	18	5577	9.70	107	57494	3204	2373	57.45	42.55
4	16	2013	3	18	5576	9.70	108	57494	3230	2346	57.93	42.07
5	29	2013	4	18	5572	9.69	109	57494	3242	2330	58.18	41.82
6	20	2013	5	17	5571	9.69	110	57494	3253	2318	58.39	41.61
10	22	2013	3	17	5570	9.69	111	57494	3300	2270	59.25	40.75
8	26	2013	2	18	5563	9.68	112	57494	3233	2330	58.12	41.88
12	2	2013	2	17	5559	9.67	113	57494	3291	2268	59.20	40.80
4	29	2013	2	18	5557	9.67	114	57494	3145	2412	56.60	43.40
10	10	2013	5	17	5556	9.66	115	57494	3271	2285	58.87	41.13
11	13	2013	4	18	5552	9.66	116	57494	3189	2363	57.44	42.56
4	17	2013	4	17	5548	9.65	117	57494	3307	2241	59.61	40.39
10	11	2013	6	17	5547	9.65	118	57494	2968	2579	53.51	46.49
5	9	2013	5	17	5546	9.65	119	57494	3211	2335	57.90	42.10
11	21	2013	5	18	5544	9.64	120	57494	3213	2331	57.95	42.05
8	14	2013	4	18	5541	9.64	121	57494	3266	2275	58.94	41.06
4	8	2013	2	18	5533	9.62	122	57494	3209	2324	58.00	42.00
11	7	2013	5	18	5531	9.62	123	57494	3182	2349	57.53	42.47
6	24	2013	2	18	5529	9.62	124	57494	3301	2228	59.70	40.30
10	25	2013	6	17	5529	9.62	125	57494	2879	2650	52.07	47.93
1	10	2013	5	17	5528	9.61	126	57494	3348	2180	60.56	39.44
4	12	2013	6	17	5527	9.61	127	57494	2923	2604	52.89	47.11
6	4	2013	3	17	5526	9.61	128	57494	3217	2309	58.22	41.78
3	8	2013	6	17	5525	9.61	129	57494	3158	2367	57.16	42.84
4	19	2013	6	17	5524	9.61	130	57494	3040	2484	55.03	44.97
11	6	2013	4	18	5524	9.61	131	57494	3220	2304	58.29	41.71
3	25	2013	2	18	5522	9.60	132	57494	3212	2310	58.17	41.83
8	28	2013	4	18	5521	9.60	133	57494	3172	2349	57.45	42.55
3	28	2013	5	17	5518	9.60	134	57494	3219	2299	58.34	41.66
7	10	2013	4	18	5516	9.59	135	57494	3299	2217	59.81	40.19

MO	DY	YR	DAY OF WK	HR	HR VOL	PERCENT OF AADT	HOUR NUMBER	AADT	EAST VOLUME	WEST VOLUME	PERCENT EAST IS OF TOTAL VOLUME	PERCENT WEST IS OF TOTAL VOLUME
3	5	2013	3	18	5515	9.59	136	57494	3259	2256	59.09	40.91
6	13	2013	5	17	5515	9.59	137	57494	3161	2354	57.32	42.68
10	14	2013	2	18	5514	9.59	138	57494	3261	2253	59.14	40.86
8	6	2013	3	18	5513	9.59	139	57494	3209	2304	58.21	41.79
8	27	2013	3	18	5512	9.59	140	57494	3140	2372	56.97	43.03
5	14	2013	3	16	5506	9.58	141	57494	3085	2421	56.03	43.97
4	24	2013	4	17	5505	9.57	142	57494	3244	2261	58.93	41.07
5	1	2013	4	17	5505	9.57	143	57494	3256	2249	59.15	40.85
11	5	2013	3	17	5504	9.57	144	57494	3195	2309	58.05	41.95
6	5	2013	4	17	5496	9.56	145	57494	3197	2299	58.17	41.83
10	23	2013	4	17	5496	9.56	146	57494	3206	2290	58.33	41.67
12	4	2013	4	18	5492	9.55	147	57494	3219	2273	58.61	41.39
4	30	2013	3	17	5490	9.55	148	57494	3235	2255	58.93	41.07
5	7	2013	3	17	5490	9.55	149	57494	3183	2307	57.98	42.02
3	11	2013	2	18	5489	9.55	150	57494	3232	2257	58.88	41.12
8	19	2013	2	18	5489	9.55	151	57494	3175	2314	57.84	42.16
11	19	2013	3	17	5489	9.55	152	57494	3180	2309	57.93	42.07
1	10	2013	5	18	5488	9.55	153	57494	3215	2273	58.58	41.42
3	20	2013	4	18	5486	9.54	154	57494	3151	2335	57.44	42.56
10	24	2013	5	17	5485	9.54	155	57494	3259	2226	59.42	40.58
12	3	2013	3	18	5485	9.54	156	57494	3175	2310	57.89	42.11
7	11	2013	5	18	5479	9.53	157	57494	3207	2272	58.53	41.47
10	1	2013	3	17	5476	9.52	158	57494	3179	2297	58.05	41.95
4	16	2013	3	17	5473	9.52	159	57494	3166	2307	57.85	42.15
11	20	2013	4	18	5470	9.51	160	57494	3242	2228	59.27	40.73
10	16	2013	4	17	5468	9.51	161	57494	3261	2207	59.64	40.36
5	13	2013	2	18	5465	9.51	162	57494	3095	2370	56.63	43.37
6	14	2013	6	17	5464	9.50	163	57494	2953	2511	54.04	45.96
12	10	2013	3	18	5459	9.49	164	57494	3139	2320	57.50	42.50
10	29	2013	3	17	5458	9.49	165	57494	3185	2273	58.35	41.65
4	22	2013	2	17	5454	9.49	166	57494	3287	2167	60.27	39.73
11	19	2013	3	18	5453	9.48	167	57494	3292	2161	60.37	39.63
11	20	2013	4	17	5452	9.48	168	57494	3251	2201	59.63	40.37
8	22	2013	5	18	5451	9.48	169	57494	3118	2333	57.20	42.80
10	28	2013	2	18	5443	9.47	170	57494	3160	2283	58.06	41.94
5	29	2013	4	17	5441	9.46	171	57494	3194	2247	58.70	41.30
12	16	2013	2	17	5438	9.46	172	57494	3128	2310	57.52	42.48
5	22	2013	4	17	5432	9.45	173	57494	3234	2198	59.54	40.46
8	13	2013	3	18	5430	9.44	174	57494	3097	2333	57.03	42.97
11	15	2013	6	17	5430	9.44	175	57494	3087	2343	56.85	43.15
3	27	2013	4	17	5426	9.44	176	57494	3183	2243	58.66	41.34

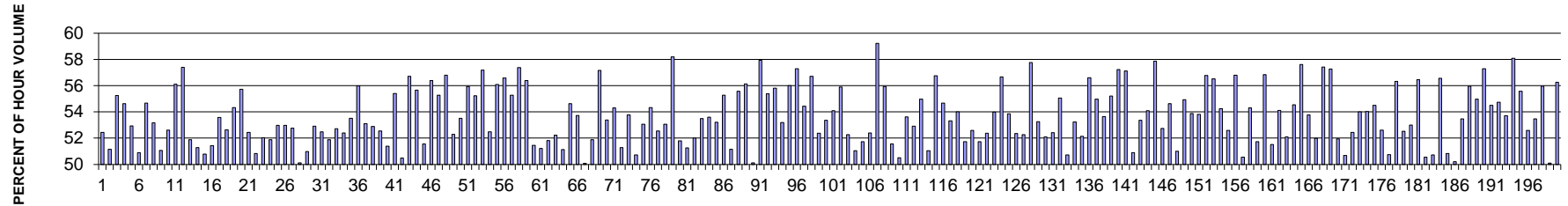
MO	DY	YR	DAY OF WK	HR	HR VOL	PERCENT OF AADT	HOUR NUMBER	AADT	EAST VOLUME	WEST VOLUME	PERCENT EAST IS OF TOTAL VOLUME	PERCENT WEST IS OF TOTAL VOLUME
7	29	2013	2	18	5426	9.44	177	57494	3114	2312	57.39	42.61
1	31	2013	5	17	5425	9.44	178	57494	3230	2195	59.54	40.46
10	21	2013	2	17	5423	9.43	179	57494	3235	2188	59.65	40.35
6	27	2013	5	17	5415	9.42	180	57494	3114	2301	57.51	42.49
8	12	2013	2	18	5413	9.41	181	57494	3102	2311	57.31	42.69
5	28	2013	3	17	5412	9.41	182	57494	3117	2295	57.59	42.41
8	26	2013	2	17	5406	9.40	183	57494	3283	2123	60.73	39.27
1	31	2013	5	18	5405	9.40	184	57494	3201	2204	59.22	40.78
6	26	2013	4	17	5404	9.40	185	57494	3191	2213	59.05	40.95
11	13	2013	4	17	5404	9.40	186	57494	3257	2147	60.27	39.73
12	12	2013	5	18	5404	9.40	187	57494	3095	2309	57.27	42.73
5	10	2013	6	17	5402	9.40	188	57494	2868	2534	53.09	46.91
3	14	2013	5	17	5401	9.39	189	57494	3177	2224	58.82	41.18
10	2	2013	4	17	5401	9.39	190	57494	3172	2229	58.73	41.27
10	14	2013	2	17	5394	9.38	191	57494	3105	2289	57.56	42.44
1	11	2013	6	17	5393	9.38	192	57494	3045	2348	56.46	43.54
10	9	2013	4	17	5393	9.38	193	57494	3180	2213	58.97	41.03
12	18	2013	4	17	5388	9.37	194	57494	3129	2259	58.07	41.93
3	22	2013	6	17	5385	9.37	195	57494	3057	2328	56.77	43.23
12	4	2013	4	17	5385	9.37	196	57494	3134	2251	58.20	41.80
11	18	2013	2	17	5383	9.36	197	57494	3116	2267	57.89	42.11
5	20	2013	2	17	5381	9.36	198	57494	3063	2318	56.92	43.08
3	7	2013	5	17	5379	9.36	199	57494	3138	2241	58.34	41.66
12	3	2013	3	17	5379	9.36	200	57494	3094	2285	57.52	42.48

SR 005 MP 193.29 EVERETT/PACIFIC ADC SITE R082
K FOR PEAK 200 HOURS OF 2013



AADT= 175574 K 30 FACTOR= 7.58 K 100 FACTOR= 7.40 K 200 FACTOR= 7.25 D 30 FACTOR= 52.91

SR 005 MP 193.29 EVERETT/PACIFIC ADC SITE R082
D % IN THE PEAK 200 HOURS OF 2013



MO	DY	YR	DAY OF WK	HR	HR VOL	PERCENT OF AADT	HOUR NUMBER	AADT	NORTH VOLUME	SOUTH VOLUME	PERCENT NORTH IS OF TOTAL VOLUME	PERCENT SOUTH IS OF TOTAL VOLUME
7	19	2013	6	14	13872	7.90	1	175574	7275	6597	52.44	47.56
3	29	2013	6	14	13753	7.83	2	175574	7035	6718	51.15	48.85
3	1	2013	6	15	13703	7.80	3	175574	7571	6132	55.25	44.75
2	18	2013	2	15	13702	7.80	4	175574	7486	6216	54.63	45.37
10	11	2013	6	14	13608	7.75	5	175574	7203	6405	52.93	47.07
3	29	2013	6	15	13591	7.74	6	175574	6917	6674	50.89	49.11
9	27	2013	6	15	13588	7.74	7	175574	7429	6159	54.67	45.33
10	11	2013	6	15	13549	7.72	8	175574	7203	6346	53.16	46.84
11	27	2013	4	14	13537	7.71	9	175574	6914	6623	51.07	48.93
6	21	2013	6	14	13525	7.70	10	175574	7117	6408	52.62	47.38
3	15	2013	6	15	13512	7.70	11	175574	7581	5931	56.11	43.89
8	27	2013	3	15	13494	7.69	12	175574	7745	5749	57.40	42.60

MO	DY	YR	DAY OF WK	HR	HR VOL	PERCENT OF AADT	HOUR NUMBER	AADT	NORTH VOLUME	SOUTH VOLUME	PERCENT NORTH IS OF TOTAL VOLUME	PERCENT SOUTH IS OF TOTAL VOLUME
12	21	2013	7	15	13471	7.67	13	175574	6989	6482	51.88	48.12
8	23	2013	6	14	13467	7.67	14	175574	6904	6563	51.27	48.73
11	9	2013	7	15	13460	7.67	15	175574	6836	6624	50.79	49.21
12	23	2013	2	14	13446	7.66	16	175574	6914	6532	51.42	48.58
9	13	2013	6	15	13439	7.65	17	175574	7200	6239	53.58	46.42
11	8	2013	6	14	13421	7.64	18	175574	7065	6356	52.64	47.36
3	8	2013	6	15	13401	7.63	19	175574	7281	6120	54.33	45.67
11	1	2013	6	15	13392	7.63	20	175574	7464	5928	55.73	44.27
4	26	2013	6	15	13384	7.62	21	175574	7020	6364	52.45	47.55
11	9	2013	7	13	13375	7.62	22	175574	6798	6577	50.83	49.17
9	13	2013	6	14	13374	7.62	23	175574	6958	6416	52.03	47.97
7	12	2013	6	14	13363	7.61	24	175574	6933	6430	51.88	48.12
12	14	2013	7	15	13342	7.60	25	175574	7067	6275	52.97	47.03
9	20	2013	6	14	13329	7.59	26	175574	7060	6269	52.97	47.03
10	4	2013	6	15	13329	7.59	27	175574	7032	6297	52.76	47.24
8	16	2013	6	14	13324	7.59	28	175574	6679	6645	50.13	49.87
2	15	2013	6	14	13320	7.59	29	175574	6790	6530	50.98	49.02
10	4	2013	6	14	13314	7.58	30	175574	7045	6269	52.91	47.09
9	27	2013	6	14	13313	7.58	31	175574	6988	6325	52.49	47.51
4	20	2013	7	15	13308	7.58	32	175574	6906	6402	51.89	48.11
5	10	2013	6	14	13308	7.58	33	175574	7015	6293	52.71	47.29
4	26	2013	6	14	13299	7.57	34	175574	6969	6330	52.40	47.60
5	3	2013	6	14	13291	7.57	35	175574	7112	6179	53.51	46.49
8	12	2013	2	15	13272	7.56	36	175574	7430	5842	55.98	44.02
11	8	2013	6	15	13270	7.56	37	175574	7047	6223	53.10	46.90
10	25	2013	6	14	13244	7.54	38	175574	7006	6238	52.90	47.10
10	18	2013	6	14	13232	7.54	39	175574	6953	6279	52.55	47.45
11	1	2013	6	14	13227	7.53	40	175574	6796	6431	51.38	48.62
3	28	2013	5	15	13226	7.53	41	175574	7328	5898	55.41	44.59
7	21	2013	1	15	13224	7.53	42	175574	6548	6676	49.52	50.48
6	13	2013	5	15	13211	7.52	43	175574	7493	5718	56.72	43.28
6	27	2013	5	15	13211	7.52	44	175574	7355	5856	55.67	44.33
8	17	2013	7	15	13211	7.52	45	175574	6810	6401	51.55	48.45
8	26	2013	2	15	13207	7.52	46	175574	7447	5760	56.39	43.61
3	22	2013	6	15	13200	7.52	47	175574	7297	5903	55.28	44.72
3	21	2013	5	15	13195	7.52	48	175574	7493	5702	56.79	43.21
8	17	2013	7	13	13189	7.51	49	175574	6896	6293	52.29	47.71
8	17	2013	7	12	13187	7.51	50	175574	7058	6129	53.52	46.48
12	19	2013	5	15	13187	7.51	51	175574	7375	5812	55.93	44.07
2	8	2013	6	15	13165	7.50	52	175574	7271	5894	55.23	44.77
3	27	2013	4	15	13164	7.50	53	175574	7527	5637	57.18	42.82

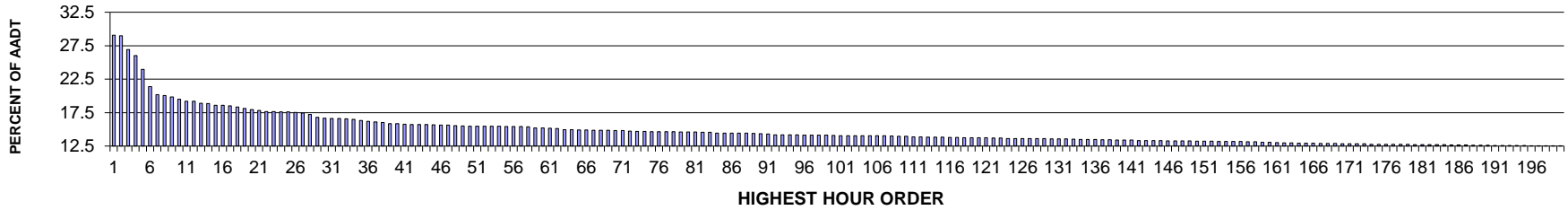
MO	DY	YR	DAY OF WK	HR	HR VOL	PERCENT OF AADT	HOUR NUMBER	AADT	NORTH VOLUME	SOUTH VOLUME	PERCENT NORTH IS OF TOTAL VOLUME	PERCENT SOUTH IS OF TOTAL VOLUME
8	24	2013	7	14	13163	7.50	54	175574	6909	6254	52.49	47.51
12	24	2013	3	14	13157	7.49	55	175574	7378	5779	56.08	43.92
8	13	2013	3	15	13154	7.49	56	175574	7443	5711	56.58	43.42
8	19	2013	2	15	13152	7.49	57	175574	7270	5882	55.28	44.72
7	17	2013	4	15	13149	7.49	58	175574	7544	5605	57.37	42.63
8	28	2013	4	15	13145	7.49	59	175574	7411	5734	56.38	43.62
11	9	2013	7	16	13141	7.48	60	175574	6378	6763	48.54	51.46
8	17	2013	7	14	13134	7.48	61	175574	6726	6408	51.21	48.79
6	14	2013	6	14	13126	7.48	62	175574	6800	6326	51.81	48.19
8	25	2013	1	13	13117	7.47	63	175574	6850	6267	52.22	47.78
5	17	2013	6	14	13102	7.46	64	175574	6699	6403	51.13	48.87
5	31	2013	6	15	13094	7.46	65	175574	7152	5942	54.62	45.38
9	21	2013	7	13	13093	7.46	66	175574	7033	6060	53.72	46.28
12	14	2013	7	17	13093	7.46	67	175574	6556	6537	50.07	49.93
5	18	2013	7	15	13088	7.45	68	175574	6790	6298	51.88	48.12
5	16	2013	5	15	13086	7.45	69	175574	7480	5606	57.16	42.84
8	29	2013	5	15	13084	7.45	70	175574	6986	6098	53.39	46.61
5	24	2013	6	14	13082	7.45	71	175574	7103	5979	54.30	45.70
12	21	2013	7	16	13076	7.45	72	175574	6707	6369	51.29	48.71
12	24	2013	3	16	13075	7.45	73	175574	7031	6044	53.77	46.23
12	13	2013	6	14	13073	7.45	74	175574	6632	6441	50.73	49.27
12	23	2013	2	15	13071	7.44	75	175574	6936	6135	53.06	46.94
12	24	2013	3	15	13071	7.44	76	175574	7102	5969	54.33	45.67
12	26	2013	5	17	13065	7.44	77	175574	6864	6201	52.54	47.46
10	19	2013	7	13	13060	7.44	78	175574	6931	6129	53.07	46.93
1	3	2013	5	15	13049	7.43	79	175574	7594	5455	58.20	41.80
6	28	2013	6	14	13044	7.43	80	175574	6756	6288	51.79	48.21
11	9	2013	7	14	13041	7.43	81	175574	6685	6356	51.26	48.74
5	17	2013	6	15	13039	7.43	82	175574	6780	6259	52.00	48.00
9	21	2013	7	14	13037	7.43	83	175574	6973	6064	53.49	46.51
10	12	2013	7	13	13037	7.43	84	175574	6987	6050	53.59	46.41
8	22	2013	5	15	13036	7.42	85	175574	6936	6100	53.21	46.79
11	22	2013	6	15	13031	7.42	86	175574	7202	5829	55.27	44.73
5	10	2013	6	15	13027	7.42	87	175574	6663	6364	51.15	48.85
11	11	2013	2	15	13022	7.42	88	175574	7237	5785	55.58	44.42
1	11	2013	6	15	13017	7.41	89	175574	7306	5711	56.13	43.87
12	14	2013	7	16	13017	7.41	90	175574	6493	6524	49.88	50.12
6	25	2013	3	15	13015	7.41	91	175574	7540	5475	57.93	42.07
2	18	2013	2	16	13007	7.41	92	175574	7202	5805	55.37	44.63
9	6	2013	6	15	13005	7.41	93	175574	7259	5746	55.82	44.18
8	24	2013	7	12	12998	7.40	94	175574	6914	6084	53.19	46.81

MO	DY	YR	DAY OF WK	HR	HR VOL	PERCENT OF AADT	HOUR NUMBER	AADT	NORTH VOLUME	SOUTH VOLUME	PERCENT NORTH IS OF TOTAL VOLUME	PERCENT SOUTH IS OF TOTAL VOLUME
1	25	2013	6	15	12994	7.40	95	175574	7278	5716	56.01	43.99
3	26	2013	3	15	12993	7.40	96	175574	7444	5549	57.29	42.71
6	7	2013	6	15	12993	7.40	97	175574	7072	5921	54.43	45.57
1	4	2013	6	15	12990	7.40	98	175574	7368	5622	56.72	43.28
11	11	2013	2	14	12990	7.40	99	175574	6803	6187	52.37	47.63
10	25	2013	6	16	12989	7.40	100	175574	6932	6057	53.37	46.63
7	31	2013	4	15	12988	7.40	101	175574	7027	5961	54.10	45.90
12	31	2013	3	16	12987	7.40	102	175574	7260	5727	55.90	44.10
10	19	2013	7	14	12984	7.40	103	175574	6785	6199	52.26	47.74
12	6	2013	6	14	12983	7.39	104	175574	6627	6356	51.04	48.96
11	22	2013	6	14	12977	7.39	105	175574	6714	6263	51.74	48.26
9	7	2013	7	13	12975	7.39	106	175574	6797	6178	52.39	47.61
5	20	2013	2	15	12973	7.39	107	175574	7682	5291	59.22	40.78
8	20	2013	3	15	12963	7.38	108	175574	7251	5712	55.94	44.06
7	26	2013	6	14	12958	7.38	109	175574	6680	6278	51.55	48.45
3	16	2013	7	15	12952	7.38	110	175574	6542	6410	50.51	49.49
8	10	2013	7	13	12952	7.38	111	175574	6943	6009	53.61	46.39
10	19	2013	7	15	12951	7.38	112	175574	6854	6097	52.92	47.08
5	23	2013	5	15	12949	7.38	113	175574	7120	5829	54.98	45.02
8	23	2013	6	15	12948	7.37	114	175574	6610	6338	51.05	48.95
12	5	2013	5	15	12943	7.37	115	175574	7346	5597	56.76	43.24
2	22	2013	6	15	12940	7.37	116	175574	7076	5864	54.68	45.32
7	20	2013	7	12	12940	7.37	117	175574	6899	6041	53.32	46.68
8	24	2013	7	15	12937	7.37	118	175574	6986	5951	54.00	46.00
12	27	2013	6	14	12937	7.37	119	175574	6692	6245	51.73	48.27
6	7	2013	6	14	12916	7.36	120	175574	6793	6123	52.59	47.41
4	20	2013	7	13	12910	7.35	121	175574	6680	6230	51.74	48.26
9	14	2013	7	14	12907	7.35	122	175574	6761	6146	52.38	47.62
10	18	2013	6	15	12902	7.35	123	175574	6965	5937	53.98	46.02
7	22	2013	2	15	12900	7.35	124	175574	7311	5589	56.67	43.33
9	6	2013	6	14	12898	7.35	125	175574	6947	5951	53.86	46.14
8	16	2013	6	13	12895	7.34	126	175574	6752	6143	52.36	47.64
10	5	2013	7	16	12895	7.34	127	175574	6740	6155	52.27	47.73
2	14	2013	5	15	12893	7.34	128	175574	7448	5445	57.77	42.23
9	20	2013	6	15	12891	7.34	129	175574	6865	6026	53.25	46.75
12	28	2013	7	15	12891	7.34	130	175574	6716	6175	52.10	47.90
9	7	2013	7	14	12890	7.34	131	175574	6756	6134	52.41	47.59
7	11	2013	5	15	12880	7.34	132	175574	7090	5790	55.05	44.95
8	18	2013	1	13	12875	7.33	133	175574	6531	6344	50.73	49.27
3	23	2013	7	14	12871	7.33	134	175574	6851	6020	53.23	46.77
7	5	2013	6	14	12871	7.33	135	175574	6711	6160	52.14	47.86

MO	DY	YR	DAY OF WK	HR	HR VOL	PERCENT OF AADT	HOUR NUMBER	AADT	NORTH VOLUME	SOUTH VOLUME	PERCENT NORTH IS OF TOTAL VOLUME	PERCENT SOUTH IS OF TOTAL VOLUME
12	18	2013	4	15	12866	7.33	136	175574	7284	5582	56.61	43.39
4	25	2013	5	15	12863	7.33	137	175574	7072	5791	54.98	45.02
12	6	2013	6	15	12863	7.33	138	175574	6901	5962	53.65	46.35
1	18	2013	6	15	12862	7.33	139	175574	7101	5761	55.21	44.79
5	2	2013	5	15	12861	7.33	140	175574	7360	5501	57.23	42.77
4	17	2013	4	15	12853	7.32	141	175574	7341	5512	57.12	42.88
8	15	2013	5	14	12851	7.32	142	175574	6540	6311	50.89	49.11
6	28	2013	6	15	12849	7.32	143	175574	6856	5993	53.36	46.64
9	14	2013	7	13	12847	7.32	144	175574	6949	5898	54.09	45.91
4	2	2013	3	15	12846	7.32	145	175574	7433	5413	57.86	42.14
10	25	2013	6	15	12845	7.32	146	175574	6774	6071	52.74	47.26
7	20	2013	7	13	12844	7.32	147	175574	7017	5827	54.63	45.37
10	13	2013	1	18	12842	7.31	148	175574	6549	6293	51.00	49.00
7	25	2013	5	15	12839	7.31	149	175574	7054	5785	54.94	45.06
8	23	2013	6	13	12839	7.31	150	175574	6918	5921	53.88	46.12
9	21	2013	7	15	12833	7.31	151	175574	6906	5927	53.81	46.19
4	18	2013	5	15	12829	7.31	152	175574	7284	5545	56.78	43.22
4	24	2013	4	15	12828	7.31	153	175574	7250	5578	56.52	43.48
9	7	2013	7	15	12827	7.31	154	175574	6958	5869	54.24	45.76
4	27	2013	7	15	12826	7.31	155	175574	6747	6079	52.60	47.40
4	11	2013	5	15	12824	7.30	156	175574	7283	5541	56.79	43.21
12	21	2013	7	14	12824	7.30	157	175574	6481	6343	50.54	49.46
12	26	2013	5	15	12823	7.30	158	175574	6963	5860	54.30	45.70
7	21	2013	1	14	12815	7.30	159	175574	6185	6630	48.26	51.74
9	19	2013	5	15	12815	7.30	160	175574	7285	5530	56.85	43.15
3	15	2013	6	14	12809	7.30	161	175574	6598	6211	51.51	48.49
11	23	2013	7	15	12806	7.29	162	175574	6929	5877	54.11	45.89
3	1	2013	6	14	12803	7.29	163	175574	6670	6133	52.10	47.90
4	5	2013	6	15	12800	7.29	164	175574	6982	5818	54.55	45.45
2	21	2013	5	15	12792	7.29	165	175574	7371	5421	57.62	42.38
11	16	2013	7	15	12791	7.29	166	175574	6878	5913	53.77	46.23
5	12	2013	1	14	12786	7.28	167	175574	6647	6139	51.99	48.01
6	18	2013	3	15	12785	7.28	168	175574	7342	5443	57.43	42.57
9	17	2013	3	15	12782	7.28	169	175574	7320	5462	57.27	42.73
5	31	2013	6	14	12781	7.28	170	175574	6638	6143	51.94	48.06
8	11	2013	1	13	12779	7.28	171	175574	6301	6478	49.31	50.69
6	14	2013	6	15	12778	7.28	172	175574	6702	6076	52.45	47.55
10	26	2013	7	15	12777	7.28	173	175574	6900	5877	54.00	46.00
3	30	2013	7	13	12774	7.28	174	175574	6901	5873	54.02	45.98
12	30	2013	2	17	12773	7.27	175	175574	6963	5810	54.51	45.49
8	24	2013	7	13	12771	7.27	176	175574	6720	6051	52.62	47.38

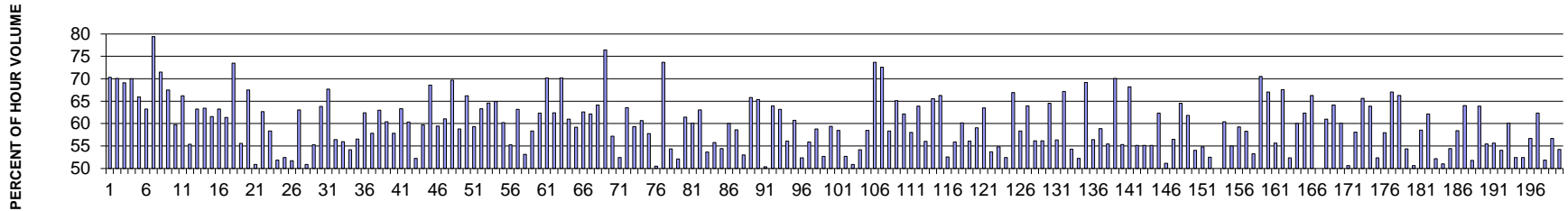
MO	DY	YR	DAY OF WK	HR	HR VOL	PERCENT OF AADT	HOUR NUMBER	AADT	NORTH VOLUME	SOUTH VOLUME	PERCENT NORTH IS OF TOTAL VOLUME	PERCENT SOUTH IS OF TOTAL VOLUME
12	13	2013	6	15	12771	7.27	177	175574	6481	6290	50.75	49.25
1	2	2013	4	15	12770	7.27	178	175574	7193	5577	56.33	43.67
7	5	2013	6	15	12770	7.27	179	175574	6708	6062	52.53	47.47
10	11	2013	6	16	12767	7.27	180	175574	6767	6000	53.00	47.00
7	2	2013	3	15	12765	7.27	181	175574	7206	5559	56.45	43.55
12	21	2013	7	13	12762	7.27	182	175574	6311	6451	49.45	50.55
4	12	2013	6	15	12759	7.27	183	175574	6473	6286	50.73	49.27
12	24	2013	3	13	12757	7.27	184	175574	7215	5542	56.56	43.44
10	19	2013	7	16	12754	7.26	185	175574	6481	6273	50.82	49.18
12	19	2013	5	14	12754	7.26	186	175574	6404	6350	50.21	49.79
9	14	2013	7	15	12748	7.26	187	175574	6818	5930	53.48	46.52
8	21	2013	4	15	12746	7.26	188	175574	7133	5613	55.96	44.04
4	27	2013	7	13	12745	7.26	189	175574	7007	5738	54.98	45.02
7	29	2013	2	15	12745	7.26	190	175574	7303	5442	57.30	42.70
8	14	2013	4	15	12745	7.26	191	175574	6946	5799	54.50	45.50
12	7	2013	7	15	12745	7.26	192	175574	6977	5768	54.74	45.26
10	5	2013	7	15	12744	7.26	193	175574	6844	5900	53.70	46.30
4	3	2013	4	15	12740	7.26	194	175574	7401	5339	58.09	41.91
12	30	2013	2	16	12740	7.26	195	175574	7080	5660	55.57	44.43
4	19	2013	6	14	12737	7.25	196	175574	6697	6040	52.58	47.42
6	15	2013	7	15	12736	7.25	197	175574	6811	5925	53.48	46.52
12	26	2013	5	16	12735	7.25	198	175574	7128	5607	55.97	44.03
11	9	2013	7	17	12734	7.25	199	175574	6356	6378	49.91	50.09
9	26	2013	5	15	12729	7.25	200	175574	7163	5566	56.27	43.73

**SR 009 MP 32.98 BRYANT ADC SITE R083
K FOR PEAK 200 HOURS OF 2013**



AADT= 1972 K 30 FACTOR= 16.68 K 100 FACTOR= 14.10 K 200 FACTOR= 12.53 D 30 FACTOR= 63.83

**SR 009 MP 32.98 BRYANT ADC SITE R083
D % IN THE PEAK 200 HOURS OF 2013**



MO	DY	YR	DAY OF WK	HR	HR VOL	PERCENT OF AADT	HOUR NUMBER	AADT	NORTH VOLUME	SOUTH VOLUME	PERCENT NORTH IS OF TOTAL VOLUME	PERCENT SOUTH IS OF TOTAL VOLUME
5	24	2013	6	17	573	29.06	1	1972	403	170	70.33	29.67
5	24	2013	6	16	572	29.01	2	1972	401	171	70.10	29.90
5	24	2013	6	15	531	26.93	3	1972	367	164	69.11	30.89
5	24	2013	6	18	513	26.01	4	1972	359	154	69.98	30.02
5	24	2013	6	14	473	23.99	5	1972	312	161	65.96	34.04
5	24	2013	6	13	422	21.40	6	1972	267	155	63.27	36.73
5	23	2013	5	21	398	20.18	7	1972	316	82	79.40	20.60
5	25	2013	7	12	396	20.08	8	1972	283	113	71.46	28.54
5	25	2013	7	14	391	19.83	9	1972	264	127	67.52	32.48
6	15	2013	7	14	385	19.52	10	1972	230	155	59.74	40.26
5	25	2013	7	13	379	19.22	11	1972	251	128	66.23	33.77
6	16	2013	1	15	379	19.22	12	1972	169	210	44.59	55.41

MO	DY	YR	DAY OF WK	HR	HR VOL	PERCENT OF AADT	HOUR NUMBER	AADT	NORTH VOLUME	SOUTH VOLUME	PERCENT NORTH IS OF TOTAL VOLUME	PERCENT SOUTH IS OF TOTAL VOLUME
5	24	2013	6	19	373	18.91	13	1972	236	137	63.27	36.73
5	31	2013	6	17	372	18.86	14	1972	236	136	63.44	36.56
6	14	2013	6	17	367	18.61	15	1972	226	141	61.58	38.42
6	15	2013	7	13	367	18.61	16	1972	232	135	63.22	36.78
6	14	2013	6	16	365	18.51	17	1972	224	141	61.37	38.63
5	25	2013	7	11	362	18.36	18	1972	266	96	73.48	26.52
6	15	2013	7	16	358	18.15	19	1972	199	159	55.59	44.41
5	25	2013	7	15	354	17.95	20	1972	239	115	67.51	32.49
6	8	2013	7	15	352	17.85	21	1972	173	179	49.15	50.85
5	27	2013	2	14	348	17.65	22	1972	130	218	37.36	62.64
6	14	2013	6	18	348	17.65	23	1972	203	145	58.33	41.67
6	9	2013	1	16	347	17.60	24	1972	167	180	48.13	51.87
6	16	2013	1	14	347	17.60	25	1972	182	165	52.45	47.55
6	15	2013	7	17	346	17.55	26	1972	179	167	51.73	48.27
6	15	2013	7	15	344	17.44	27	1972	217	127	63.08	36.92
6	15	2013	7	18	340	17.24	28	1972	167	173	49.12	50.88
7	7	2013	1	14	331	16.78	29	1972	148	183	44.71	55.29
9	1	2013	1	14	329	16.68	30	1972	210	119	63.83	36.17
5	25	2013	7	16	328	16.63	31	1972	222	106	67.68	32.32
6	7	2013	6	18	328	16.63	32	1972	185	143	56.40	43.60
3	31	2013	1	14	327	16.58	33	1972	183	144	55.96	44.04
6	16	2013	1	13	325	16.48	34	1972	176	149	54.15	45.85
5	5	2013	1	14	322	16.33	35	1972	182	140	56.52	43.48
5	24	2013	6	12	319	16.18	36	1972	199	120	62.38	37.62
5	27	2013	2	13	318	16.13	37	1972	134	184	42.14	57.86
6	30	2013	1	14	316	16.02	38	1972	199	117	62.97	37.03
5	31	2013	6	18	313	15.87	39	1972	189	124	60.38	39.62
6	2	2013	1	15	313	15.87	40	1972	181	132	57.83	42.17
6	7	2013	6	17	311	15.77	41	1972	197	114	63.34	36.66
6	8	2013	7	12	310	15.72	42	1972	187	123	60.32	39.68
6	9	2013	1	17	310	15.72	43	1972	148	162	47.74	52.26
6	14	2013	6	15	310	15.72	44	1972	185	125	59.68	40.32
7	7	2013	1	16	309	15.67	45	1972	97	212	31.39	68.61
6	15	2013	7	11	308	15.62	46	1972	183	125	59.42	40.58
7	7	2013	1	15	308	15.62	47	1972	120	188	38.96	61.04
6	30	2013	1	18	307	15.57	48	1972	93	214	30.29	69.71
9	1	2013	1	13	306	15.52	49	1972	180	126	58.82	41.18
5	5	2013	1	17	305	15.47	50	1972	103	202	33.77	66.23
6	8	2013	7	16	305	15.47	51	1972	181	124	59.34	40.66
6	15	2013	7	12	305	15.47	52	1972	193	112	63.28	36.72
7	4	2013	5	14	305	15.47	53	1972	197	108	64.59	35.41

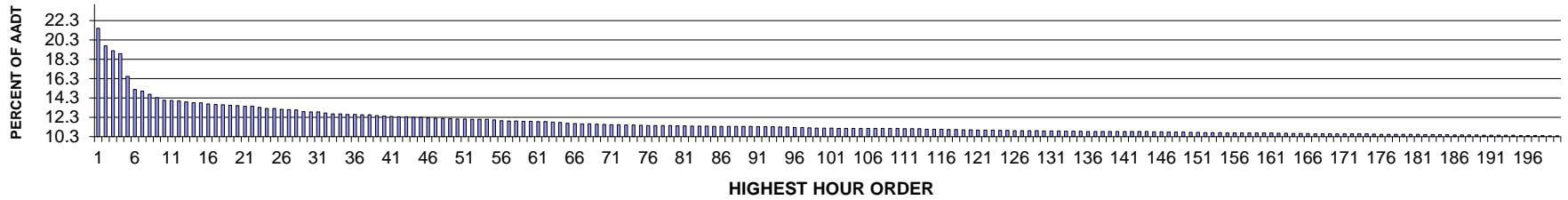
MO	DY	YR	DAY OF WK	HR	HR VOL	PERCENT OF AADT	HOUR NUMBER	AADT	NORTH VOLUME	SOUTH VOLUME	PERCENT NORTH IS OF TOTAL VOLUME	PERCENT SOUTH IS OF TOTAL VOLUME
8	18	2013	1	17	305	15.47	54	1972	107	198	35.08	64.92
5	27	2013	2	12	304	15.42	55	1972	121	183	39.80	60.20
7	28	2013	1	15	304	15.42	56	1972	136	168	44.74	55.26
8	18	2013	1	16	304	15.42	57	1972	112	192	36.84	63.16
5	5	2013	1	15	303	15.37	58	1972	161	142	53.14	46.86
6	16	2013	1	16	300	15.21	59	1972	125	175	41.67	58.33
8	4	2013	1	17	300	15.21	60	1972	113	187	37.67	62.33
8	31	2013	7	15	299	15.16	61	1972	210	89	70.23	29.77
5	24	2013	6	11	298	15.11	62	1972	186	112	62.42	37.58
7	19	2013	6	17	295	14.96	63	1972	207	88	70.17	29.83
9	2	2013	2	14	295	14.96	64	1972	115	180	38.98	61.02
6	8	2013	7	14	294	14.91	65	1972	174	120	59.18	40.82
9	2	2013	2	15	294	14.91	66	1972	110	184	37.41	62.59
5	26	2013	1	15	293	14.86	67	1972	182	111	62.12	37.88
5	31	2013	6	16	293	14.86	68	1972	188	105	64.16	35.84
7	3	2013	4	19	293	14.86	69	1972	224	69	76.45	23.55
7	6	2013	7	14	292	14.81	70	1972	167	125	57.19	42.81
8	18	2013	1	14	292	14.81	71	1972	139	153	47.60	52.40
6	7	2013	6	16	291	14.76	72	1972	185	106	63.57	36.43
5	5	2013	1	12	290	14.71	73	1972	172	118	59.31	40.69
6	16	2013	1	17	290	14.71	74	1972	114	176	39.31	60.69
5	5	2013	1	13	289	14.66	75	1972	167	122	57.79	42.21
6	9	2013	1	14	289	14.66	76	1972	146	143	50.52	49.48
7	19	2013	6	18	289	14.66	77	1972	213	76	73.70	26.30
9	1	2013	1	15	289	14.66	78	1972	157	132	54.33	45.67
3	9	2013	7	15	288	14.60	79	1972	150	138	52.08	47.92
5	27	2013	2	16	288	14.60	80	1972	111	177	38.54	61.46
7	20	2013	7	14	288	14.60	81	1972	173	115	60.07	39.93
5	27	2013	2	15	287	14.55	82	1972	106	181	36.93	63.07
8	31	2013	7	16	287	14.55	83	1972	154	133	53.66	46.34
6	8	2013	7	17	285	14.45	84	1972	159	126	55.79	44.21
6	9	2013	1	15	285	14.45	85	1972	155	130	54.39	45.61
6	9	2013	1	18	285	14.45	86	1972	114	171	40.00	60.00
7	4	2013	5	15	285	14.45	87	1972	167	118	58.60	41.40
7	28	2013	1	14	285	14.45	88	1972	151	134	52.98	47.02
5	25	2013	7	10	284	14.40	89	1972	187	97	65.85	34.15
8	31	2013	7	14	283	14.35	90	1972	185	98	65.37	34.63
7	7	2013	1	13	282	14.30	91	1972	140	142	49.65	50.35
5	5	2013	1	16	280	14.20	92	1972	101	179	36.07	63.93
5	28	2013	3	17	280	14.20	93	1972	177	103	63.21	36.79
6	1	2013	7	12	280	14.20	94	1972	157	123	56.07	43.93

MO	DY	YR	DAY OF WK	HR	HR VOL	PERCENT OF AADT	HOUR NUMBER	AADT	NORTH VOLUME	SOUTH VOLUME	PERCENT NORTH IS OF TOTAL VOLUME	PERCENT SOUTH IS OF TOTAL VOLUME
7	27	2013	7	13	280	14.20	95	1972	170	110	60.71	39.29
6	2	2013	1	16	279	14.15	96	1972	133	146	47.67	52.33
6	6	2013	5	16	279	14.15	97	1972	156	123	55.91	44.09
8	4	2013	1	14	279	14.15	98	1972	164	115	58.78	41.22
8	18	2013	1	13	279	14.15	99	1972	147	132	52.69	47.31
6	9	2013	1	13	278	14.10	100	1972	165	113	59.35	40.65
5	26	2013	1	13	277	14.05	101	1972	162	115	58.48	41.52
5	31	2013	6	15	277	14.05	102	1972	146	131	52.71	47.29
6	16	2013	1	12	277	14.05	103	1972	141	136	50.90	49.10
6	30	2013	1	15	277	14.05	104	1972	150	127	54.15	45.85
7	27	2013	7	14	277	14.05	105	1972	162	115	58.48	41.52
8	18	2013	1	18	277	14.05	106	1972	73	204	26.35	73.65
9	15	2013	1	16	277	14.05	107	1972	76	201	27.44	72.56
6	14	2013	6	19	276	14.00	108	1972	161	115	58.33	41.67
5	29	2013	4	17	275	13.95	109	1972	179	96	65.09	34.91
6	10	2013	2	17	275	13.95	110	1972	171	104	62.18	37.82
6	1	2013	7	13	274	13.89	111	1972	159	115	58.03	41.97
7	14	2013	1	13	274	13.89	112	1972	175	99	63.87	36.13
5	26	2013	1	14	273	13.84	113	1972	153	120	56.04	43.96
7	4	2013	5	13	273	13.84	114	1972	179	94	65.57	34.43
7	14	2013	1	17	273	13.84	115	1972	92	181	33.70	66.30
5	4	2013	7	15	272	13.79	116	1972	143	129	52.57	47.43
8	25	2013	1	14	272	13.79	117	1972	120	152	44.12	55.88
5	26	2013	1	12	271	13.74	118	1972	163	108	60.15	39.85
6	8	2013	7	18	271	13.74	119	1972	152	119	56.09	43.91
6	13	2013	5	17	271	13.74	120	1972	160	111	59.04	40.96
8	31	2013	7	13	271	13.74	121	1972	172	99	63.47	36.53
6	16	2013	1	11	270	13.69	122	1972	145	125	53.70	46.30
6	30	2013	1	16	270	13.69	123	1972	122	148	45.19	54.81
5	4	2013	7	13	269	13.64	124	1972	141	128	52.42	47.58
5	25	2013	7	17	269	13.64	125	1972	180	89	66.91	33.09
6	2	2013	1	13	269	13.64	126	1972	157	112	58.36	41.64
6	6	2013	5	17	269	13.64	127	1972	172	97	63.94	36.06
6	30	2013	1	17	269	13.64	128	1972	118	151	43.87	56.13
7	27	2013	7	15	269	13.64	129	1972	151	118	56.13	43.87
5	24	2013	6	10	268	13.59	130	1972	173	95	64.55	35.45
6	2	2013	1	17	268	13.59	131	1972	117	151	43.66	56.34
7	13	2013	7	11	268	13.59	132	1972	180	88	67.16	32.84
9	1	2013	1	16	267	13.54	133	1972	145	122	54.31	45.69
5	4	2013	7	16	266	13.49	134	1972	139	127	52.26	47.74
7	4	2013	5	12	266	13.49	135	1972	184	82	69.17	30.83

MO	DY	YR	DAY OF WK	HR	HR VOL	PERCENT OF AADT	HOUR NUMBER	AADT	NORTH VOLUME	SOUTH VOLUME	PERCENT NORTH IS OF TOTAL VOLUME	PERCENT SOUTH IS OF TOTAL VOLUME
8	25	2013	1	15	266	13.49	136	1972	116	150	43.61	56.39
5	24	2013	6	20	265	13.44	137	1972	156	109	58.87	41.13
6	2	2013	1	18	265	13.44	138	1972	118	147	44.53	55.47
5	23	2013	5	22	264	13.39	139	1972	185	79	70.08	29.92
6	30	2013	1	13	264	13.39	140	1972	146	118	55.30	44.70
7	20	2013	7	12	264	13.39	141	1972	180	84	68.18	31.82
5	30	2013	5	17	263	13.34	142	1972	145	118	55.13	44.87
6	29	2013	7	16	263	13.34	143	1972	145	118	55.13	44.87
7	21	2013	1	15	263	13.34	144	1972	118	145	44.87	55.13
7	21	2013	1	16	263	13.34	145	1972	99	164	37.64	62.36
7	7	2013	1	12	262	13.29	146	1972	134	128	51.15	48.85
7	13	2013	7	12	262	13.29	147	1972	148	114	56.49	43.51
7	26	2013	6	18	262	13.29	148	1972	169	93	64.50	35.50
9	2	2013	2	13	262	13.29	149	1972	100	162	38.17	61.83
5	30	2013	5	18	261	13.24	150	1972	141	120	54.02	45.98
6	5	2013	4	18	261	13.24	151	1972	143	118	54.79	45.21
7	6	2013	7	16	261	13.24	152	1972	137	124	52.49	47.51
3	31	2013	1	16	260	13.18	153	1972	130	130	50.00	50.00
6	1	2013	7	14	260	13.18	154	1972	157	103	60.38	39.62
6	1	2013	7	16	260	13.18	155	1972	143	117	55.00	45.00
6	8	2013	7	13	260	13.18	156	1972	154	106	59.23	40.77
5	28	2013	3	16	259	13.13	157	1972	151	108	58.30	41.70
8	31	2013	7	17	259	13.13	158	1972	138	121	53.28	46.72
7	3	2013	4	18	258	13.08	159	1972	182	76	70.54	29.46
9	15	2013	1	15	258	13.08	160	1972	85	173	32.95	67.05
6	4	2013	3	18	257	13.03	161	1972	143	114	55.64	44.36
7	3	2013	4	17	256	12.98	162	1972	173	83	67.58	32.42
8	4	2013	1	15	256	12.98	163	1972	134	122	52.34	47.66
5	4	2013	7	14	255	12.93	164	1972	153	102	60.00	40.00
7	28	2013	1	17	255	12.93	165	1972	96	159	37.65	62.35
9	1	2013	1	17	255	12.93	166	1972	86	169	33.73	66.27
6	9	2013	1	12	254	12.88	167	1972	127	127	50.00	50.00
6	22	2013	7	12	254	12.88	168	1972	155	99	61.02	38.98
8	4	2013	1	18	254	12.88	169	1972	91	163	35.83	64.17
6	4	2013	3	17	253	12.83	170	1972	152	101	60.08	39.92
6	13	2013	5	18	253	12.83	171	1972	128	125	50.59	49.41
6	15	2013	7	19	253	12.83	172	1972	106	147	41.90	58.10
7	6	2013	7	13	253	12.83	173	1972	166	87	65.61	34.39
3	31	2013	1	13	252	12.78	174	1972	161	91	63.89	36.11
6	1	2013	7	17	252	12.78	175	1972	132	120	52.38	47.62
6	22	2013	7	16	252	12.78	176	1972	146	106	57.94	42.06

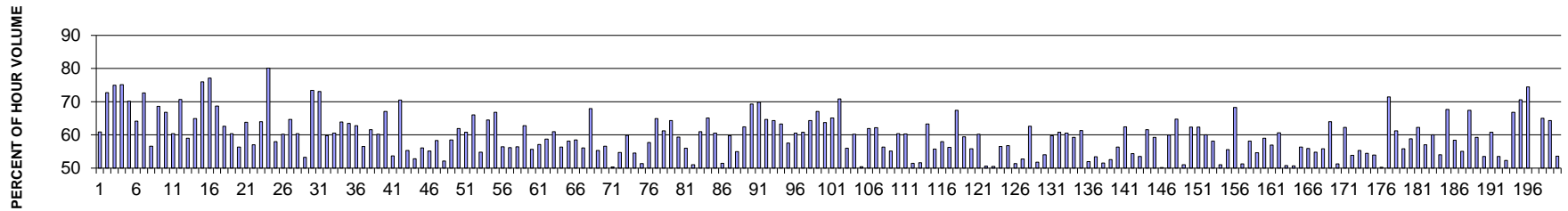
MO	DY	YR	DAY OF WK	HR	HR VOL	PERCENT OF AADT	HOUR NUMBER	AADT	NORTH VOLUME	SOUTH VOLUME	PERCENT NORTH IS OF TOTAL VOLUME	PERCENT SOUTH IS OF TOTAL VOLUME
6	30	2013	1	19	252	12.78	177	1972	83	169	32.94	67.06
7	20	2013	7	13	252	12.78	178	1972	167	85	66.27	33.73
8	11	2013	1	15	252	12.78	179	1972	115	137	45.63	54.37
6	1	2013	7	15	251	12.73	180	1972	124	127	49.40	50.60
6	5	2013	4	17	251	12.73	181	1972	147	104	58.57	41.43
6	7	2013	6	19	251	12.73	182	1972	156	95	62.15	37.85
8	18	2013	1	15	251	12.73	183	1972	131	120	52.19	47.81
9	2	2013	2	12	251	12.73	184	1972	123	128	49.00	51.00
3	30	2013	7	15	250	12.68	185	1972	136	114	54.40	45.60
5	26	2013	1	16	250	12.68	186	1972	146	104	58.40	41.60
7	14	2013	1	18	250	12.68	187	1972	90	160	36.00	64.00
5	26	2013	1	17	249	12.63	188	1972	129	120	51.81	48.19
7	26	2013	6	17	249	12.63	189	1972	159	90	63.86	36.14
7	28	2013	1	16	249	12.63	190	1972	111	138	44.58	55.42
3	9	2013	7	16	248	12.58	191	1972	110	138	44.35	55.65
5	28	2013	3	18	248	12.58	192	1972	134	114	54.03	45.97
6	29	2013	7	14	248	12.58	193	1972	149	99	60.08	39.92
7	14	2013	1	15	248	12.58	194	1972	118	130	47.58	52.42
9	8	2013	1	15	248	12.58	195	1972	118	130	47.58	52.42
3	30	2013	7	16	247	12.53	196	1972	140	107	56.68	43.32
6	3	2013	2	17	247	12.53	197	1972	154	93	62.35	37.65
6	6	2013	5	18	247	12.53	198	1972	128	119	51.82	48.18
6	13	2013	5	16	247	12.53	199	1972	140	107	56.68	43.32
7	28	2013	1	12	247	12.53	200	1972	113	134	45.75	54.25

**SR 097 MP 220.55 ORONDO ADC SITE R084
K FOR PEAK 200 HOURS OF 2013**



AADT= 4475 K 30 FACTOR= 12.87 K 100 FACTOR= 11.20 K 200 FACTOR= 10.39 D 30 FACTOR= 73.44

**SR 097 MP 220.55 ORONDO ADC SITE R084
D % IN THE PEAK 200 HOURS OF 2013**



MO	DY	YR	DAY OF WK	HR	HR VOL	PERCENT OF AADT	HOUR NUMBER	AADT	NORTH VOLUME	SOUTH VOLUME	PERCENT NORTH IS OF TOTAL VOLUME	PERCENT SOUTH IS OF TOTAL VOLUME
7	5	2013	6	18	963	21.52	1	4475	586	377	60.85	39.15
8	11	2013	1	15	881	19.69	2	4475	240	641	27.24	72.76
8	11	2013	1	13	859	19.20	3	4475	215	644	25.03	74.97
8	11	2013	1	14	845	18.88	4	4475	210	635	24.85	75.15
8	11	2013	1	16	740	16.54	5	4475	221	519	29.86	70.14
8	11	2013	1	17	680	15.20	6	4475	244	436	35.88	64.12
8	11	2013	1	12	672	15.02	7	4475	184	488	27.38	72.62
8	18	2013	1	14	657	14.68	8	4475	285	372	43.38	56.62
8	18	2013	1	13	641	14.32	9	4475	201	440	31.36	68.64
5	24	2013	6	17	629	14.06	10	4475	420	209	66.77	33.23
8	16	2013	6	16	628	14.03	11	4475	379	249	60.35	39.65
5	24	2013	6	18	627	14.01	12	4475	443	184	70.65	29.35

MO	DY	YR	DAY OF WK	HR	HR VOL	PERCENT OF AADT	HOUR NUMBER	AADT	NORTH VOLUME	SOUTH VOLUME	PERCENT NORTH IS OF TOTAL VOLUME	PERCENT SOUTH IS OF TOTAL VOLUME
8	11	2013	1	18	622	13.90	13	4475	255	367	41.00	59.00
5	24	2013	6	16	618	13.81	14	4475	401	217	64.89	35.11
5	27	2013	2	13	617	13.79	15	4475	148	469	23.99	76.01
5	27	2013	2	14	612	13.68	16	4475	140	472	22.88	77.12
7	7	2013	1	12	610	13.63	17	4475	191	419	31.31	68.69
7	7	2013	1	14	609	13.61	18	4475	228	381	37.44	62.56
8	18	2013	1	15	606	13.54	19	4475	240	366	39.60	60.40
8	18	2013	1	16	604	13.50	20	4475	264	340	43.71	56.29
7	7	2013	1	15	602	13.45	21	4475	218	384	36.21	63.79
7	19	2013	6	17	602	13.45	22	4475	343	259	56.98	43.02
8	16	2013	6	17	596	13.32	23	4475	381	215	63.93	36.07
5	27	2013	2	12	592	13.23	24	4475	118	474	19.93	80.07
7	28	2013	1	15	592	13.23	25	4475	249	343	42.06	57.94
8	23	2013	6	17	588	13.14	26	4475	354	234	60.20	39.80
7	7	2013	1	13	586	13.09	27	4475	207	379	35.32	64.68
7	5	2013	6	17	585	13.07	28	4475	353	232	60.34	39.66
7	6	2013	7	14	577	12.89	29	4475	270	307	46.79	53.21
5	27	2013	2	15	576	12.87	30	4475	153	423	26.56	73.44
8	18	2013	1	12	575	12.85	31	4475	155	420	26.96	73.04
8	16	2013	6	15	571	12.76	32	4475	341	230	59.72	40.28
7	21	2013	1	14	567	12.67	33	4475	224	343	39.51	60.49
8	12	2013	2	13	567	12.67	34	4475	205	362	36.16	63.84
7	28	2013	1	13	564	12.60	35	4475	206	358	36.52	63.48
8	16	2013	6	18	564	12.60	36	4475	354	210	62.77	37.23
8	12	2013	2	15	563	12.58	37	4475	245	318	43.52	56.48
5	24	2013	6	13	562	12.56	38	4475	346	216	61.57	38.43
8	18	2013	1	18	558	12.47	39	4475	222	336	39.78	60.22
5	24	2013	6	15	556	12.42	40	4475	373	183	67.09	32.91
8	15	2013	5	16	555	12.40	41	4475	298	257	53.69	46.31
8	11	2013	1	11	553	12.36	42	4475	163	390	29.48	70.52
8	30	2013	6	15	553	12.36	43	4475	306	247	55.33	44.67
7	20	2013	7	13	551	12.31	44	4475	291	260	52.81	47.19
8	30	2013	6	16	551	12.31	45	4475	309	242	56.08	43.92
6	21	2013	6	15	548	12.25	46	4475	302	246	55.11	44.89
7	6	2013	7	13	547	12.22	47	4475	228	319	41.68	58.32
8	23	2013	6	15	545	12.18	48	4475	284	261	52.11	47.89
8	9	2013	6	17	544	12.16	49	4475	318	226	58.46	41.54
8	9	2013	6	16	543	12.13	50	4475	336	207	61.88	38.12
8	23	2013	6	16	543	12.13	51	4475	330	213	60.77	39.23
7	7	2013	1	17	542	12.11	52	4475	184	358	33.95	66.05
9	6	2013	6	16	542	12.11	53	4475	297	245	54.80	45.20

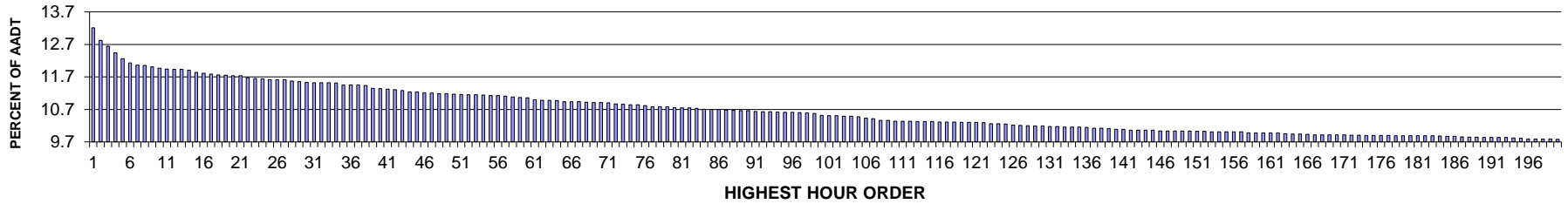
MO	DY	YR	DAY OF WK	HR	HR VOL	PERCENT OF AADT	HOUR NUMBER	AADT	NORTH VOLUME	SOUTH VOLUME	PERCENT NORTH IS OF TOTAL VOLUME	PERCENT SOUTH IS OF TOTAL VOLUME
8	12	2013	2	14	541	12.09	54	4475	192	349	35.49	64.51
8	12	2013	2	12	539	12.04	55	4475	179	360	33.21	66.79
7	21	2013	1	13	535	11.96	56	4475	233	302	43.55	56.45
7	14	2013	1	15	534	11.93	57	4475	234	300	43.82	56.18
9	6	2013	6	17	534	11.93	58	4475	301	233	56.37	43.63
7	21	2013	1	12	532	11.89	59	4475	198	334	37.22	62.78
8	30	2013	6	17	532	11.89	60	4475	296	236	55.64	44.36
8	2	2013	6	16	531	11.87	61	4475	303	228	57.06	42.94
8	9	2013	6	14	531	11.87	62	4475	312	219	58.76	41.24
8	30	2013	6	18	528	11.80	63	4475	322	206	60.98	39.02
7	3	2013	4	17	527	11.78	64	4475	297	230	56.36	43.64
7	14	2013	1	13	523	11.69	65	4475	219	304	41.87	58.13
6	7	2013	6	17	522	11.66	66	4475	305	217	58.43	41.57
7	19	2013	6	14	521	11.64	67	4475	292	229	56.05	43.95
9	2	2013	2	13	521	11.64	68	4475	167	354	32.05	67.95
8	9	2013	6	15	519	11.60	69	4475	287	232	55.30	44.70
7	26	2013	6	16	518	11.58	70	4475	293	225	56.56	43.44
8	16	2013	6	13	517	11.55	71	4475	257	260	49.71	50.29
7	5	2013	6	14	516	11.53	72	4475	282	234	54.65	45.35
7	3	2013	4	15	515	11.51	73	4475	308	207	59.81	40.19
8	16	2013	6	14	515	11.51	74	4475	281	234	54.56	45.44
8	17	2013	7	13	514	11.49	75	4475	250	264	48.64	51.36
7	3	2013	4	16	513	11.46	76	4475	296	217	57.70	42.30
7	3	2013	4	18	513	11.46	77	4475	333	180	64.91	35.09
8	9	2013	6	18	513	11.46	78	4475	314	199	61.21	38.79
9	8	2013	1	15	513	11.46	79	4475	183	330	35.67	64.33
7	28	2013	1	14	511	11.42	80	4475	208	303	40.70	59.30
8	18	2013	1	17	511	11.42	81	4475	225	286	44.03	55.97
7	20	2013	7	12	510	11.40	82	4475	260	250	50.98	49.02
8	4	2013	1	13	510	11.40	83	4475	199	311	39.02	60.98
8	25	2013	1	13	510	11.40	84	4475	178	332	34.90	65.10
7	19	2013	6	15	509	11.37	85	4475	308	201	60.51	39.49
8	15	2013	5	15	509	11.37	86	4475	262	247	51.47	48.53
8	25	2013	1	14	509	11.37	87	4475	205	304	40.28	59.72
6	28	2013	6	14	508	11.35	88	4475	279	229	54.92	45.08
8	11	2013	1	19	508	11.35	89	4475	191	317	37.60	62.40
9	2	2013	2	11	508	11.35	90	4475	156	352	30.71	69.29
6	23	2013	1	13	507	11.33	91	4475	153	354	30.18	69.82
7	7	2013	1	16	507	11.33	92	4475	179	328	35.31	64.69
8	4	2013	1	12	507	11.33	93	4475	181	326	35.70	64.30
7	3	2013	4	14	506	11.31	94	4475	320	186	63.24	36.76

MO	DY	YR	DAY OF WK	HR	HR VOL	PERCENT OF AADT	HOUR NUMBER	AADT	NORTH VOLUME	SOUTH VOLUME	PERCENT NORTH IS OF TOTAL VOLUME	PERCENT SOUTH IS OF TOTAL VOLUME
7	5	2013	6	13	506	11.31	95	4475	291	215	57.51	42.49
8	25	2013	1	15	504	11.26	96	4475	199	305	39.48	60.52
6	21	2013	6	16	503	11.24	97	4475	306	197	60.83	39.17
5	24	2013	6	14	502	11.22	98	4475	323	179	64.34	35.66
5	25	2013	7	12	501	11.20	99	4475	336	165	67.07	32.93
8	25	2013	1	12	501	11.20	100	4475	182	319	36.33	63.67
9	2	2013	2	15	501	11.20	101	4475	175	326	34.93	65.07
5	27	2013	2	16	500	11.17	102	4475	146	354	29.20	70.80
7	20	2013	7	14	500	11.17	103	4475	280	220	56.00	44.00
8	30	2013	6	14	500	11.17	104	4475	301	199	60.20	39.80
9	20	2013	6	16	500	11.17	105	4475	248	252	49.60	50.40
2	15	2013	6	17	499	11.15	106	4475	309	190	61.92	38.08
6	23	2013	1	14	499	11.15	107	4475	189	310	37.88	62.12
7	21	2013	1	16	499	11.15	108	4475	218	281	43.69	56.31
8	9	2013	6	13	499	11.15	109	4475	275	224	55.11	44.89
9	6	2013	6	15	499	11.15	110	4475	301	198	60.32	39.68
7	19	2013	6	16	498	11.13	111	4475	300	198	60.24	39.76
8	12	2013	2	16	498	11.13	112	4475	256	242	51.41	48.59
9	27	2013	6	16	498	11.13	113	4475	257	241	51.61	48.39
7	6	2013	7	12	496	11.08	114	4475	182	314	36.69	63.31
8	2	2013	6	15	495	11.06	115	4475	276	219	55.76	44.24
9	8	2013	1	17	495	11.06	116	4475	208	287	42.02	57.98
7	5	2013	6	15	494	11.04	117	4475	278	216	56.28	43.72
9	2	2013	2	14	494	11.04	118	4475	161	333	32.59	67.41
7	28	2013	1	16	493	11.02	119	4475	200	293	40.57	59.43
8	8	2013	5	15	493	11.02	120	4475	275	218	55.78	44.22
7	21	2013	1	15	492	10.99	121	4475	196	296	39.84	60.16
8	17	2013	7	14	492	10.99	122	4475	243	249	49.39	50.61
7	20	2013	7	11	491	10.97	123	4475	248	243	50.51	49.49
7	26	2013	6	15	490	10.95	124	4475	277	213	56.53	43.47
8	29	2013	5	14	490	10.95	125	4475	212	278	43.27	56.73
7	5	2013	6	12	489	10.93	126	4475	238	251	48.67	51.33
7	26	2013	6	13	489	10.93	127	4475	231	258	47.24	52.76
8	2	2013	6	17	489	10.93	128	4475	306	183	62.58	37.42
8	4	2013	1	15	489	10.93	129	4475	236	253	48.26	51.74
6	28	2013	6	17	487	10.88	130	4475	263	224	54.00	46.00
8	4	2013	1	14	487	10.88	131	4475	196	291	40.25	59.75
8	23	2013	6	18	487	10.88	132	4475	296	191	60.78	39.22
8	25	2013	1	16	486	10.86	133	4475	192	294	39.51	60.49
9	6	2013	6	18	486	10.86	134	4475	288	198	59.26	40.74
9	15	2013	1	15	486	10.86	135	4475	188	298	38.68	61.32

MO	DY	YR	DAY OF WK	HR	HR VOL	PERCENT OF AADT	HOUR NUMBER	AADT	NORTH VOLUME	SOUTH VOLUME	PERCENT NORTH IS OF TOTAL VOLUME	PERCENT SOUTH IS OF TOTAL VOLUME
6	14	2013	6	17	485	10.84	136	4475	252	233	51.96	48.04
8	12	2013	2	17	485	10.84	137	4475	226	259	46.60	53.40
8	13	2013	3	16	485	10.84	138	4475	235	250	48.45	51.55
8	23	2013	6	14	485	10.84	139	4475	255	230	52.58	47.42
9	1	2013	1	13	485	10.84	140	4475	212	273	43.71	56.29
8	4	2013	1	16	484	10.82	141	4475	182	302	37.60	62.40
8	16	2013	6	12	484	10.82	142	4475	221	263	45.66	54.34
8	17	2013	7	15	484	10.82	143	4475	225	259	46.49	53.51
8	18	2013	1	19	484	10.82	144	4475	186	298	38.43	61.57
6	28	2013	6	16	483	10.79	145	4475	286	197	59.21	40.79
7	19	2013	6	13	483	10.79	146	4475	242	241	50.10	49.90
8	2	2013	6	18	482	10.77	147	4475	289	193	59.96	40.04
9	8	2013	1	14	482	10.77	148	4475	170	312	35.27	64.73
9	27	2013	6	17	482	10.77	149	4475	246	236	51.04	48.96
7	19	2013	6	18	481	10.75	150	4475	300	181	62.37	37.63
7	28	2013	1	12	481	10.75	151	4475	181	300	37.63	62.37
6	7	2013	6	18	480	10.73	152	4475	288	192	60.00	40.00
6	21	2013	6	17	480	10.73	153	4475	279	201	58.13	41.88
7	27	2013	7	13	480	10.73	154	4475	245	235	51.04	48.96
7	5	2013	6	16	479	10.70	155	4475	266	213	55.53	44.47
7	7	2013	1	18	479	10.70	156	4475	152	327	31.73	68.27
6	28	2013	6	15	478	10.68	157	4475	245	233	51.26	48.74
7	6	2013	7	15	478	10.68	158	4475	200	278	41.84	58.16
7	11	2013	5	15	478	10.68	159	4475	217	261	45.40	54.60
7	12	2013	6	16	478	10.68	160	4475	282	196	59.00	41.00
8	25	2013	1	17	478	10.68	161	4475	206	272	43.10	56.90
7	21	2013	1	11	477	10.66	162	4475	188	289	39.41	60.59
8	1	2013	5	16	477	10.66	163	4475	242	235	50.73	49.27
7	19	2013	6	12	476	10.64	164	4475	235	241	49.37	50.63
8	10	2013	7	15	476	10.64	165	4475	268	208	56.30	43.70
8	31	2013	7	15	476	10.64	166	4475	266	210	55.88	44.12
6	30	2013	1	14	475	10.61	167	4475	215	260	45.26	54.74
6	30	2013	1	15	475	10.61	168	4475	210	265	44.21	55.79
8	16	2013	6	19	475	10.61	169	4475	304	171	64.00	36.00
6	29	2013	7	14	474	10.59	170	4475	243	231	51.27	48.73
7	14	2013	1	14	474	10.59	171	4475	179	295	37.76	62.24
7	14	2013	1	16	474	10.59	172	4475	219	255	46.20	53.80
8	15	2013	5	13	474	10.59	173	4475	212	262	44.73	55.27
8	24	2013	7	13	474	10.59	174	4475	216	258	45.57	54.43
9	13	2013	6	16	473	10.57	175	4475	255	218	53.91	46.09
5	31	2013	6	17	472	10.55	176	4475	237	235	50.21	49.79

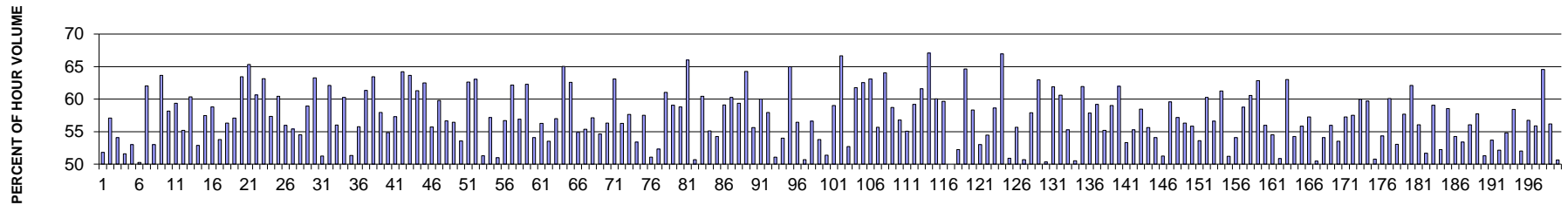
MO	DY	YR	DAY OF WK	HR	HR VOL	PERCENT OF AADT	HOUR NUMBER	AADT	NORTH VOLUME	SOUTH VOLUME	PERCENT NORTH IS OF TOTAL VOLUME	PERCENT SOUTH IS OF TOTAL VOLUME
7	7	2013	1	11	472	10.55	177	4475	135	337	28.60	71.40
8	12	2013	2	11	472	10.55	178	4475	183	289	38.77	61.23
8	26	2013	2	15	471	10.53	179	4475	208	263	44.16	55.84
8	31	2013	7	13	471	10.53	180	4475	277	194	58.81	41.19
9	2	2013	2	12	471	10.53	181	4475	178	293	37.79	62.21
6	23	2013	1	16	470	10.50	182	4475	202	268	42.98	57.02
6	30	2013	1	13	470	10.50	183	4475	188	282	40.00	60.00
8	15	2013	5	14	470	10.50	184	4475	254	216	54.04	45.96
8	18	2013	1	11	470	10.50	185	4475	152	318	32.34	67.66
1	18	2013	6	17	469	10.48	186	4475	274	195	58.42	41.58
7	3	2013	4	13	469	10.48	187	4475	258	211	55.01	44.99
9	2	2013	2	16	469	10.48	188	4475	153	316	32.62	67.38
9	20	2013	6	17	469	10.48	189	4475	278	191	59.28	40.72
8	2	2013	6	14	467	10.44	190	4475	250	217	53.53	46.47
8	4	2013	1	18	467	10.44	191	4475	183	284	39.19	60.81
8	14	2013	4	15	467	10.44	192	4475	217	250	46.47	53.53
8	22	2013	5	15	467	10.44	193	4475	223	244	47.75	52.25
8	25	2013	1	11	467	10.44	194	4475	155	312	33.19	66.81
2	18	2013	2	13	466	10.41	195	4475	137	329	29.40	70.60
5	24	2013	6	19	466	10.41	196	4475	347	119	74.46	25.54
8	9	2013	6	12	466	10.41	197	4475	233	233	50.00	50.00
9	8	2013	1	13	466	10.41	198	4475	163	303	34.98	65.02
2	15	2013	6	16	465	10.39	199	4475	299	166	64.30	35.70
7	17	2013	4	16	465	10.39	200	4475	216	249	46.45	53.55

SR 104 MP 13.92 HOOD CANAL BRIDGE ADC SITE R085
K FOR PEAK 200 HOURS OF 2013



AADT= 15932 K 30 FACTOR= 11.53 K 100 FACTOR= 10.52 K 200 FACTOR= 9.78 D 30 FACTOR= 63.26

SR 104 MP 13.92 HOOD CANAL BRIDGE ADC SITE R085
D % IN THE PEAK 200 HOURS OF 2013



MO	DY	YR	DAY OF WK	HR	HR VOL	PERCENT OF AADT	HOUR NUMBER	AADT	EAST VOLUME	WEST VOLUME	PERCENT EAST IS OF TOTAL VOLUME	PERCENT WEST IS OF TOTAL VOLUME
8	4	2013	1	12	2105	13.21	1	15932	1091	1014	51.83	48.17
6	22	2013	7	11	2044	12.83	2	15932	877	1167	42.91	57.09
8	11	2013	1	12	2015	12.65	3	15932	1090	925	54.09	45.91
8	4	2013	1	13	1982	12.44	4	15932	1023	959	51.61	48.39
7	26	2013	6	16	1954	12.26	5	15932	918	1036	46.98	53.02
7	21	2013	1	13	1933	12.13	6	15932	972	961	50.28	49.72
8	3	2013	7	12	1922	12.06	7	15932	730	1192	37.98	62.02
7	21	2013	1	14	1920	12.05	8	15932	1018	902	53.02	46.98
7	20	2013	7	12	1913	12.01	9	15932	695	1218	36.33	63.67
8	11	2013	1	14	1907	11.97	10	15932	1109	798	58.15	41.85
8	25	2013	1	15	1903	11.94	11	15932	1130	773	59.38	40.62
8	11	2013	1	13	1901	11.93	12	15932	1049	852	55.18	44.82

MO	DY	YR	DAY OF WK	HR	HR VOL	PERCENT OF AADT	HOUR NUMBER	AADT	EAST VOLUME	WEST VOLUME	PERCENT EAST IS OF TOTAL VOLUME	PERCENT WEST IS OF TOTAL VOLUME
7	7	2013	1	13	1900	11.93	13	15932	1147	753	60.37	39.63
7	21	2013	1	12	1898	11.91	14	15932	894	1004	47.10	52.90
8	9	2013	6	16	1886	11.84	15	15932	802	1084	42.52	57.48
7	21	2013	1	16	1882	11.81	16	15932	1107	775	58.82	41.18
8	25	2013	1	13	1878	11.79	17	15932	1010	868	53.78	46.22
8	4	2013	1	14	1873	11.76	18	15932	1055	818	56.33	43.67
8	4	2013	1	16	1872	11.75	19	15932	1069	803	57.10	42.90
7	20	2013	7	11	1871	11.74	20	15932	684	1187	36.56	63.44
7	20	2013	7	13	1870	11.74	21	15932	648	1222	34.65	65.35
7	7	2013	1	14	1861	11.68	22	15932	1129	732	60.67	39.33
8	25	2013	1	17	1856	11.65	23	15932	1172	684	63.15	36.85
8	17	2013	7	12	1855	11.64	24	15932	791	1064	42.64	57.36
8	31	2013	7	12	1852	11.62	25	15932	733	1119	39.58	60.42
7	28	2013	1	14	1851	11.62	26	15932	1036	815	55.97	44.03
9	1	2013	1	13	1851	11.62	27	15932	825	1026	44.57	55.43
7	6	2013	7	14	1844	11.57	28	15932	839	1005	45.50	54.50
7	21	2013	1	17	1841	11.56	29	15932	1085	756	58.94	41.06
7	20	2013	7	14	1837	11.53	30	15932	675	1162	36.74	63.26
7	5	2013	6	14	1836	11.52	31	15932	895	941	48.75	51.25
7	27	2013	7	13	1835	11.52	32	15932	695	1140	37.87	62.13
7	28	2013	1	13	1835	11.52	33	15932	1028	807	56.02	43.98
7	28	2013	1	17	1834	11.51	34	15932	1105	729	60.25	39.75
7	19	2013	6	17	1825	11.45	35	15932	888	937	48.66	51.34
8	18	2013	1	14	1825	11.45	36	15932	1018	807	55.78	44.22
7	5	2013	6	15	1824	11.45	37	15932	705	1119	38.65	61.35
8	25	2013	1	16	1822	11.44	38	15932	1156	666	63.45	36.55
7	26	2013	6	13	1809	11.35	39	15932	761	1048	42.07	57.93
7	28	2013	1	12	1806	11.34	40	15932	991	815	54.87	45.13
7	6	2013	7	12	1804	11.32	41	15932	770	1034	42.68	57.32
8	30	2013	6	17	1802	11.31	42	15932	645	1157	35.79	64.21
8	31	2013	7	15	1797	11.28	43	15932	653	1144	36.34	63.66
7	26	2013	6	18	1791	11.24	44	15932	693	1098	38.69	61.31
8	4	2013	1	17	1791	11.24	45	15932	1119	672	62.48	37.52
11	8	2013	6	18	1786	11.21	46	15932	791	995	44.29	55.71
8	31	2013	7	11	1784	11.20	47	15932	717	1067	40.19	59.81
8	18	2013	1	12	1783	11.19	48	15932	1010	773	56.65	43.35
7	7	2013	1	12	1782	11.19	49	15932	1006	776	56.45	43.55
8	18	2013	1	13	1779	11.17	50	15932	953	826	53.57	46.43
8	31	2013	7	13	1778	11.16	51	15932	664	1114	37.35	62.65
9	15	2013	1	13	1776	11.15	52	15932	1120	656	63.06	36.94
9	20	2013	6	14	1776	11.15	53	15932	865	911	48.70	51.30


MO	DY	YR	DAY OF WK	HR	HR VOL	PERCENT OF AADT	HOUR NUMBER	AADT	EAST VOLUME	WEST VOLUME	PERCENT EAST IS OF TOTAL VOLUME	PERCENT WEST IS OF TOTAL VOLUME
8	29	2013	5	12	1775	11.14	54	15932	1015	760	57.18	42.82
10	19	2013	7	11	1774	11.13	55	15932	869	905	48.99	51.01
12	13	2013	6	18	1774	11.13	56	15932	768	1006	43.29	56.71
7	20	2013	7	18	1770	11.11	57	15932	1100	670	62.15	37.85
9	1	2013	1	14	1766	11.08	58	15932	761	1005	43.09	56.91
8	3	2013	7	13	1764	11.07	59	15932	665	1099	37.70	62.30
8	24	2013	7	12	1762	11.06	60	15932	809	953	45.91	54.09
7	21	2013	1	15	1752	11.00	61	15932	986	766	56.28	43.72
8	10	2013	7	12	1750	10.98	62	15932	813	937	46.46	53.54
8	3	2013	7	16	1749	10.98	63	15932	752	997	43.00	57.00
8	18	2013	1	18	1747	10.97	64	15932	1136	611	65.03	34.97
7	7	2013	1	15	1743	10.94	65	15932	1091	652	62.59	37.41
7	19	2013	6	16	1743	10.94	66	15932	786	957	45.09	54.91
7	20	2013	7	17	1743	10.94	67	15932	965	778	55.36	44.64
4	5	2013	6	18	1740	10.92	68	15932	746	994	42.87	57.13
7	20	2013	7	15	1738	10.91	69	15932	788	950	45.34	54.66
8	28	2013	4	11	1738	10.91	70	15932	979	759	56.33	43.67
9	2	2013	2	12	1737	10.90	71	15932	1096	641	63.10	36.90
9	1	2013	1	12	1732	10.87	72	15932	757	975	43.71	56.29
8	18	2013	1	16	1731	10.86	73	15932	998	733	57.65	42.35
5	24	2013	6	12	1727	10.84	74	15932	805	922	46.61	53.39
8	23	2013	6	16	1727	10.84	75	15932	734	993	42.50	57.50
6	30	2013	1	14	1724	10.82	76	15932	843	881	48.90	51.10
7	14	2013	1	13	1718	10.78	77	15932	899	819	52.33	47.67
8	11	2013	1	17	1718	10.78	78	15932	1049	669	61.06	38.94
8	11	2013	1	15	1717	10.78	79	15932	1014	703	59.06	40.94
7	28	2013	1	15	1714	10.76	80	15932	1008	706	58.81	41.19
8	4	2013	1	18	1713	10.75	81	15932	1131	582	66.02	33.98
8	25	2013	1	12	1712	10.75	82	15932	868	844	50.70	49.30
10	4	2013	6	18	1709	10.73	83	15932	676	1033	39.56	60.44
7	6	2013	7	13	1707	10.71	84	15932	766	941	44.87	55.13
7	6	2013	7	11	1705	10.70	85	15932	780	925	45.75	54.25
8	10	2013	7	14	1704	10.70	86	15932	697	1007	40.90	59.10
7	28	2013	1	16	1701	10.68	87	15932	1025	676	60.26	39.74
8	11	2013	1	16	1700	10.67	88	15932	1009	691	59.35	40.65
7	28	2013	1	18	1699	10.66	89	15932	1092	607	64.27	35.73
8	8	2013	5	13	1698	10.66	90	15932	753	945	44.35	55.65
8	23	2013	6	17	1695	10.64	91	15932	678	1017	40.00	60.00
8	18	2013	1	15	1694	10.63	92	15932	982	712	57.97	42.03
7	22	2013	2	14	1693	10.63	93	15932	828	865	48.91	51.09
9	21	2013	7	14	1692	10.62	94	15932	778	914	45.98	54.02

MO	DY	YR	DAY OF WK	HR	HR VOL	PERCENT OF AADT	HOUR NUMBER	AADT	EAST VOLUME	WEST VOLUME	PERCENT EAST IS OF TOTAL VOLUME	PERCENT WEST IS OF TOTAL VOLUME
7	21	2013	1	18	1691	10.61	95	15932	1099	592	64.99	35.01
8	16	2013	6	16	1690	10.61	96	15932	736	954	43.55	56.45
7	19	2013	6	18	1689	10.60	97	15932	833	856	49.32	50.68
7	14	2013	1	15	1687	10.59	98	15932	955	732	56.61	43.39
7	14	2013	1	14	1685	10.58	99	15932	906	779	53.77	46.23
9	1	2013	1	15	1676	10.52	100	15932	815	861	48.63	51.37
7	14	2013	1	17	1675	10.51	101	15932	989	686	59.04	40.96
7	20	2013	7	19	1674	10.51	102	15932	1116	558	66.67	33.33
5	5	2013	1	12	1672	10.49	103	15932	791	881	47.31	52.69
8	30	2013	6	18	1671	10.49	104	15932	639	1032	38.24	61.76
8	25	2013	1	18	1668	10.47	105	15932	1043	625	62.53	37.47
5	24	2013	6	17	1662	10.43	106	15932	613	1049	36.88	63.12
7	27	2013	7	11	1658	10.41	107	15932	735	923	44.33	55.67
7	7	2013	1	17	1650	10.36	108	15932	1057	593	64.06	35.94
8	9	2013	6	17	1650	10.36	109	15932	681	969	41.27	58.73
7	19	2013	6	15	1648	10.34	110	15932	712	936	43.20	56.80
7	5	2013	6	17	1647	10.34	111	15932	740	907	44.93	55.07
7	7	2013	1	16	1647	10.34	112	15932	975	672	59.20	40.80
7	14	2013	1	18	1645	10.33	113	15932	1013	632	61.58	38.42
9	1	2013	1	18	1645	10.33	114	15932	1104	541	67.11	32.89
9	7	2013	7	13	1645	10.33	115	15932	657	988	39.94	60.06
8	31	2013	7	16	1643	10.31	116	15932	663	980	40.35	59.65
7	6	2013	7	15	1642	10.31	117	15932	821	821	50.00	50.00
11	9	2013	7	12	1642	10.31	118	15932	858	784	52.25	47.75
5	5	2013	1	17	1641	10.30	119	15932	1061	580	64.66	35.34
7	5	2013	6	16	1641	10.30	120	15932	684	957	41.68	58.32
7	19	2013	6	14	1641	10.30	121	15932	771	870	46.98	53.02
8	17	2013	7	13	1640	10.29	122	15932	747	893	45.55	54.45
7	13	2013	7	12	1634	10.26	123	15932	676	958	41.37	58.63
9	6	2013	6	18	1634	10.26	124	15932	540	1094	33.05	66.95
7	21	2013	1	11	1633	10.25	125	15932	802	831	49.11	50.89
8	16	2013	6	15	1629	10.22	126	15932	722	907	44.32	55.68
7	20	2013	7	16	1626	10.21	127	15932	802	824	49.32	50.68
8	2	2013	6	15	1625	10.20	128	15932	684	941	42.09	57.91
7	26	2013	6	19	1624	10.19	129	15932	601	1023	37.01	62.99
8	24	2013	7	17	1624	10.19	130	15932	818	806	50.37	49.63
9	1	2013	1	17	1621	10.17	131	15932	1003	618	61.88	38.12
7	14	2013	1	16	1620	10.17	132	15932	982	638	60.62	39.38
8	9	2013	6	14	1619	10.16	133	15932	724	895	44.72	55.28
8	31	2013	7	17	1619	10.16	134	15932	818	801	50.53	49.47
9	2	2013	2	13	1618	10.16	135	15932	1002	616	61.93	38.07

MO	DY	YR	DAY OF WK	HR	HR VOL	PERCENT OF AADT	HOUR NUMBER	AADT	EAST VOLUME	WEST VOLUME	PERCENT EAST IS OF TOTAL VOLUME	PERCENT WEST IS OF TOTAL VOLUME
8	2	2013	6	16	1617	10.15	136	15932	681	936	42.12	57.88
7	20	2013	7	10	1613	10.12	137	15932	658	955	40.79	59.21
8	9	2013	6	18	1612	10.12	138	15932	722	890	44.79	55.21
9	8	2013	1	15	1610	10.11	139	15932	950	660	59.01	40.99
9	8	2013	1	17	1608	10.09	140	15932	997	611	62.00	38.00
8	17	2013	7	14	1607	10.09	141	15932	750	857	46.67	53.33
5	11	2013	7	12	1603	10.06	142	15932	717	886	44.73	55.27
7	12	2013	6	17	1603	10.06	143	15932	666	937	41.55	58.45
8	23	2013	6	15	1603	10.06	144	15932	711	892	44.35	55.65
9	1	2013	1	16	1603	10.06	145	15932	867	736	54.09	45.91
6	16	2013	1	13	1600	10.04	146	15932	820	780	51.25	48.75
7	19	2013	6	12	1600	10.04	147	15932	647	953	40.44	59.56
8	10	2013	7	13	1600	10.04	148	15932	685	915	42.81	57.19
8	24	2013	7	14	1600	10.04	149	15932	699	901	43.69	56.31
7	3	2013	4	17	1599	10.04	150	15932	706	893	44.15	55.85
5	26	2013	1	13	1598	10.03	151	15932	741	857	46.37	53.63
8	11	2013	1	18	1598	10.03	152	15932	963	635	60.26	39.74
6	15	2013	7	12	1595	10.01	153	15932	692	903	43.39	56.61
8	16	2013	6	17	1595	10.01	154	15932	618	977	38.75	61.25
6	30	2013	1	15	1594	10.01	155	15932	816	778	51.19	48.81
8	17	2013	7	16	1594	10.01	156	15932	732	862	45.92	54.08
9	13	2013	6	17	1594	10.01	157	15932	657	937	41.22	58.78
5	25	2013	7	13	1590	9.98	158	15932	627	963	39.43	60.57
5	25	2013	7	15	1590	9.98	159	15932	591	999	37.17	62.83
7	5	2013	6	12	1590	9.98	160	15932	700	890	44.03	55.97
7	6	2013	7	16	1590	9.98	161	15932	867	723	54.53	45.47
7	14	2013	1	12	1590	9.98	162	15932	781	809	49.12	50.88
5	4	2013	7	12	1585	9.95	163	15932	586	999	36.97	63.03
6	16	2013	1	15	1583	9.94	164	15932	859	724	54.26	45.74
8	10	2013	7	15	1583	9.94	165	15932	699	884	44.16	55.84
6	22	2013	7	12	1582	9.93	166	15932	676	906	42.73	57.27
6	30	2013	1	12	1581	9.92	167	15932	783	798	49.53	50.47
8	10	2013	7	11	1581	9.92	168	15932	726	855	45.92	54.08
9	14	2013	7	12	1581	9.92	169	15932	696	885	44.02	55.98
6	29	2013	7	14	1580	9.92	170	15932	734	846	46.46	53.54
7	6	2013	7	17	1580	9.92	171	15932	905	675	57.28	42.72
5	3	2013	6	17	1579	9.91	172	15932	671	908	42.50	57.50
10	3	2013	5	17	1579	9.91	173	15932	632	947	40.03	59.97
7	13	2013	7	13	1578	9.90	174	15932	636	942	40.30	59.70
8	3	2013	7	17	1578	9.90	175	15932	801	777	50.76	49.24
7	27	2013	7	16	1577	9.90	176	15932	720	857	45.66	54.34


MO	DY	YR	DAY OF WK	HR	HR VOL	PERCENT OF AADT	HOUR NUMBER	AADT	EAST VOLUME	WEST VOLUME	PERCENT EAST IS OF TOTAL VOLUME	PERCENT WEST IS OF TOTAL VOLUME
8	2	2013	6	18	1577	9.90	177	15932	629	948	39.89	60.11
8	16	2013	6	13	1576	9.89	178	15932	740	836	46.95	53.05
9	8	2013	1	16	1576	9.89	179	15932	909	667	57.68	42.32
5	25	2013	7	12	1575	9.89	180	15932	597	978	37.90	62.10
6	22	2013	7	14	1575	9.89	181	15932	692	883	43.94	56.06
6	30	2013	1	13	1575	9.89	182	15932	761	814	48.32	51.68
7	27	2013	7	14	1575	9.89	183	15932	645	930	40.95	59.05
8	10	2013	7	17	1574	9.88	184	15932	822	752	52.22	47.78
7	3	2013	4	16	1573	9.87	185	15932	652	921	41.45	58.55
6	16	2013	1	14	1572	9.87	186	15932	853	719	54.26	45.74
7	18	2013	5	17	1571	9.86	187	15932	732	839	46.59	53.41
11	28	2013	5	12	1570	9.85	188	15932	690	880	43.95	56.05
6	30	2013	1	17	1569	9.85	189	15932	906	663	57.74	42.26
7	27	2013	7	17	1568	9.84	190	15932	804	764	51.28	48.72
9	7	2013	7	11	1568	9.84	191	15932	726	842	46.30	53.70
9	28	2013	7	13	1568	9.84	192	15932	818	750	52.17	47.83
8	30	2013	6	12	1567	9.84	193	15932	708	859	45.18	54.82
8	30	2013	6	15	1564	9.82	194	15932	650	914	41.56	58.44
8	10	2013	7	16	1563	9.81	195	15932	750	813	47.98	52.02
7	12	2013	6	16	1560	9.79	196	15932	675	885	43.27	56.73
8	24	2013	7	13	1560	9.79	197	15932	688	872	44.10	55.90
9	15	2013	1	14	1560	9.79	198	15932	1007	553	64.55	35.45
7	26	2013	6	14	1559	9.79	199	15932	683	876	43.81	56.19
5	4	2013	7	16	1558	9.78	200	15932	789	769	50.64	49.36

SR 082 MP 132.03 UMATILLA ADC SITE R086
K FOR PEAK 200 HOURS OF 2013

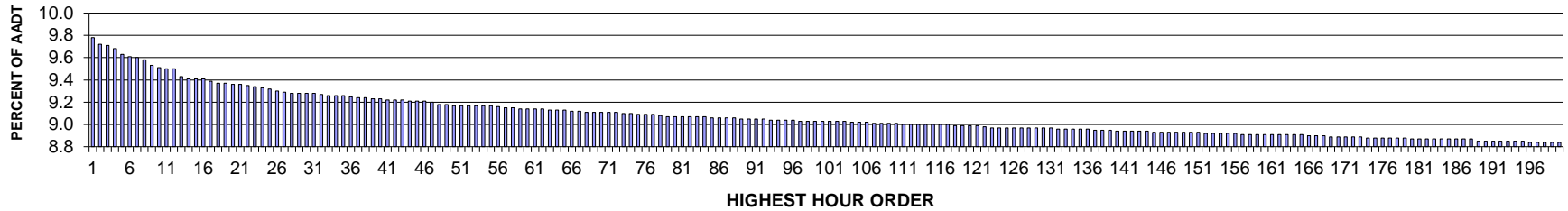


AADT= 0 K 30 FACTOR= 0.00 K 100 FACTOR= 0.00 K 200 FACTOR= 0.00 D 30 FACTOR= 0.00

SR 082 MP 132.03 UMATILLA ADC SITE R086
D % IN THE PEAK 200 HOURS OF 2013

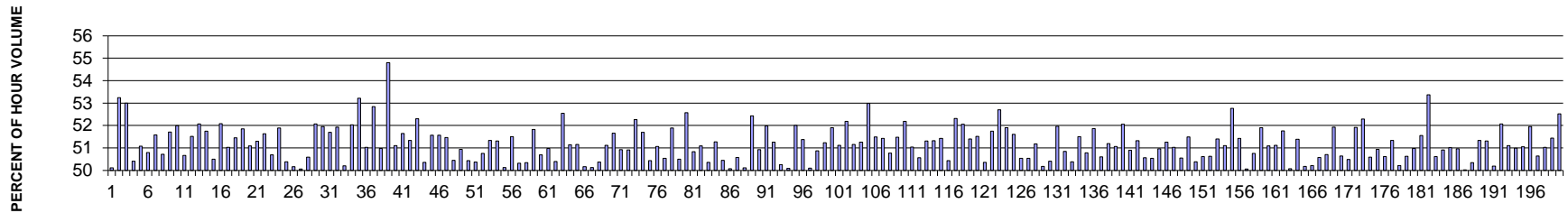


**SR 395 MP 18.58 KENNEWICK ADC SITE R087
K FOR PEAK 200 HOURS OF 2013**



AADT= 58971 K 30 FACTOR= 9.28 K 100 FACTOR= 9.03 K 200 FACTOR= 8.84 D 30 FACTOR= 51.95

**SR 395 MP 18.58 KENNEWICK ADC SITE R087
D % IN THE PEAK 200 HOURS OF 2013**



MO	DY	YR	DAY OF WK	HR	HR VOL	PERCENT OF AADT	HOUR NUMBER	AADT	NORTH VOLUME	SOUTH VOLUME	PERCENT NORTH IS OF TOTAL VOLUME	PERCENT SOUTH IS OF TOTAL VOLUME
10	18	2013	6	17	5769	9.78	1	58971	2891	2878	50.11	49.89
5	17	2013	6	17	5734	9.72	2	58971	2681	3053	46.76	53.24
11	8	2013	6	17	5726	9.71	3	58971	2691	3035	47.00	53.00
4	12	2013	6	17	5711	9.68	4	58971	2832	2879	49.59	50.41
5	10	2013	6	17	5679	9.63	5	58971	2778	2901	48.92	51.08
12	23	2013	2	17	5665	9.61	6	58971	2878	2787	50.80	49.20
11	22	2013	6	17	5659	9.60	7	58971	2740	2919	48.42	51.58
10	11	2013	6	17	5649	9.58	8	58971	2784	2865	49.28	50.72
8	23	2013	6	17	5622	9.53	9	58971	2715	2907	48.29	51.71
2	14	2013	5	18	5607	9.51	10	58971	2692	2915	48.01	51.99
5	3	2013	6	17	5604	9.50	11	58971	2765	2839	49.34	50.66
4	19	2013	6	17	5601	9.50	12	58971	2716	2885	48.49	51.51

MO	DY	YR	DAY OF WK	HR	HR VOL	PERCENT OF AADT	HOUR NUMBER	AADT	NORTH VOLUME	SOUTH VOLUME	PERCENT NORTH IS OF TOTAL VOLUME	PERCENT SOUTH IS OF TOTAL VOLUME
12	13	2013	6	17	5562	9.43	13	58971	2666	2896	47.93	52.07
10	4	2013	6	17	5550	9.41	14	58971	2678	2872	48.25	51.75
10	31	2013	5	18	5550	9.41	15	58971	2747	2803	49.50	50.50
8	2	2013	6	18	5547	9.41	16	58971	2889	2658	52.08	47.92
5	24	2013	6	16	5540	9.39	17	58971	2713	2827	48.97	51.03
3	29	2013	6	17	5528	9.37	18	58971	2684	2844	48.55	51.45
10	25	2013	6	17	5526	9.37	19	58971	2661	2865	48.15	51.85
8	30	2013	6	17	5522	9.36	20	58971	2701	2821	48.91	51.09
2	15	2013	6	17	5520	9.36	21	58971	2689	2831	48.71	51.29
6	3	2013	2	17	5512	9.35	22	58971	2666	2846	48.37	51.63
3	8	2013	6	17	5508	9.34	23	58971	2792	2716	50.69	49.31
12	19	2013	5	17	5504	9.33	24	58971	2648	2856	48.11	51.89
10	10	2013	5	18	5494	9.32	25	58971	2768	2726	50.38	49.62
8	16	2013	6	17	5482	9.30	26	58971	2750	2732	50.16	49.84
4	5	2013	6	17	5479	9.29	27	58971	2736	2743	49.94	50.06
9	13	2013	6	17	5471	9.28	28	58971	2703	2768	49.41	50.59
10	31	2013	5	17	5471	9.28	29	58971	2622	2849	47.93	52.07
11	1	2013	6	18	5471	9.28	30	58971	2629	2842	48.05	51.95
2	8	2013	6	17	5470	9.28	31	58971	2642	2828	48.30	51.70
8	16	2013	6	18	5465	9.27	32	58971	2838	2627	51.93	48.07
3	22	2013	6	17	5460	9.26	33	58971	2719	2741	49.80	50.20
9	20	2013	6	17	5458	9.26	34	58971	2618	2840	47.97	52.03
11	26	2013	3	17	5458	9.26	35	58971	2554	2904	46.79	53.21
3	1	2013	6	17	5453	9.25	36	58971	2671	2782	48.98	51.02
5	15	2013	4	18	5450	9.24	37	58971	2570	2880	47.16	52.84
4	26	2013	6	17	5449	9.24	38	58971	2671	2778	49.02	50.98
5	31	2013	6	17	5443	9.23	39	58971	2460	2983	45.20	54.80
5	17	2013	6	16	5442	9.23	40	58971	2781	2661	51.10	48.90
6	6	2013	5	17	5440	9.22	41	58971	2630	2810	48.35	51.65
5	16	2013	5	17	5438	9.22	42	58971	2646	2792	48.66	51.34
5	31	2013	6	16	5438	9.22	43	58971	2594	2844	47.70	52.30
10	10	2013	5	17	5434	9.21	44	58971	2698	2736	49.65	50.35
5	14	2013	3	17	5431	9.21	45	58971	2630	2801	48.43	51.57
9	27	2013	6	17	5429	9.21	46	58971	2629	2800	48.43	51.57
5	2	2013	5	17	5428	9.20	47	58971	2635	2793	48.54	51.46
10	24	2013	5	17	5413	9.18	48	58971	2682	2731	49.55	50.45
4	11	2013	5	18	5411	9.18	49	58971	2756	2655	50.93	49.07
5	23	2013	5	18	5410	9.17	50	58971	2728	2682	50.43	49.57
7	18	2013	5	18	5410	9.17	51	58971	2725	2685	50.37	49.63
5	24	2013	6	17	5409	9.17	52	58971	2664	2745	49.25	50.75
10	11	2013	6	18	5409	9.17	53	58971	2632	2777	48.66	51.34

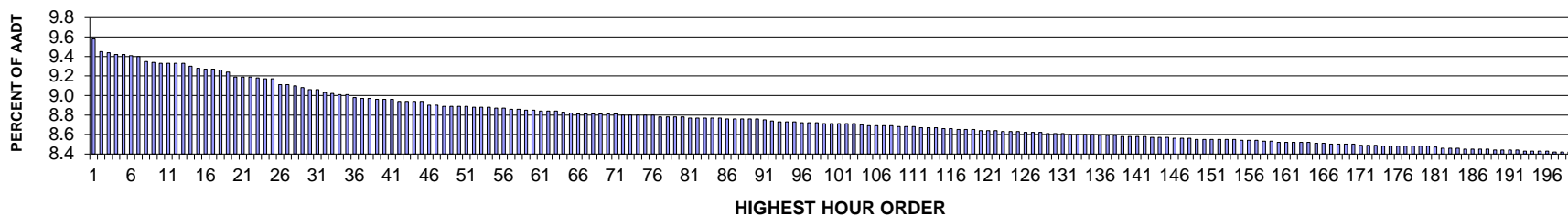
MO	DY	YR	DAY OF WK	HR	HR VOL	PERCENT OF AADT	HOUR NUMBER	AADT	NORTH VOLUME	SOUTH VOLUME	PERCENT NORTH IS OF TOTAL VOLUME	PERCENT SOUTH IS OF TOTAL VOLUME
5	30	2013	5	17	5408	9.17	54	58971	2633	2775	48.69	51.31
9	5	2013	5	18	5405	9.17	55	58971	2709	2696	50.12	49.88
12	6	2013	6	17	5400	9.16	56	58971	2619	2781	48.50	51.50
8	2	2013	6	17	5396	9.15	57	58971	2681	2715	49.68	50.32
5	9	2013	5	18	5393	9.15	58	58971	2678	2715	49.66	50.34
2	1	2013	6	17	5392	9.14	59	58971	2598	2794	48.18	51.82
4	18	2013	5	17	5390	9.14	60	58971	2658	2732	49.31	50.69
12	23	2013	2	18	5390	9.14	61	58971	2748	2642	50.98	49.02
5	30	2013	5	18	5389	9.14	62	58971	2673	2716	49.60	50.40
3	15	2013	6	17	5387	9.13	63	58971	2556	2831	47.45	52.55
10	25	2013	6	18	5385	9.13	64	58971	2631	2754	48.86	51.14
6	4	2013	3	18	5383	9.13	65	58971	2629	2754	48.84	51.16
7	26	2013	6	17	5381	9.12	66	58971	2699	2682	50.16	49.84
5	10	2013	6	18	5379	9.12	67	58971	2683	2696	49.88	50.12
9	26	2013	5	18	5374	9.11	68	58971	2667	2707	49.63	50.37
5	3	2013	6	16	5373	9.11	69	58971	2746	2627	51.11	48.89
7	3	2013	4	17	5372	9.11	70	58971	2775	2597	51.66	48.34
5	20	2013	2	17	5371	9.11	71	58971	2636	2735	49.08	50.92
8	9	2013	6	17	5370	9.11	72	58971	2636	2734	49.09	50.91
2	22	2013	6	17	5367	9.10	73	58971	2562	2805	47.74	52.26
11	1	2013	6	17	5365	9.10	74	58971	2592	2773	48.31	51.69
7	11	2013	5	18	5362	9.09	75	58971	2704	2658	50.43	49.57
4	11	2013	5	17	5361	9.09	76	58971	2623	2738	48.93	51.07
4	8	2013	2	17	5360	9.09	77	58971	2651	2709	49.46	50.54
9	5	2013	5	17	5357	9.08	78	58971	2577	2780	48.11	51.89
6	28	2013	6	17	5351	9.07	79	58971	2702	2649	50.50	49.50
11	21	2013	5	17	5351	9.07	80	58971	2538	2813	47.43	52.57
3	29	2013	6	16	5349	9.07	81	58971	2630	2719	49.17	50.83
7	12	2013	6	17	5347	9.07	82	58971	2732	2615	51.09	48.91
11	14	2013	5	17	5347	9.07	83	58971	2655	2692	49.65	50.35
6	12	2013	4	18	5346	9.07	84	58971	2605	2741	48.73	51.27
6	14	2013	6	18	5343	9.06	85	58971	2695	2648	50.44	49.56
11	22	2013	6	16	5342	9.06	86	58971	2667	2675	49.93	50.07
10	16	2013	4	18	5341	9.06	87	58971	2640	2701	49.43	50.57
8	15	2013	5	18	5340	9.06	88	58971	2664	2676	49.89	50.11
6	14	2013	6	17	5339	9.05	89	58971	2540	2799	47.57	52.43
8	16	2013	6	16	5338	9.05	90	58971	2620	2718	49.08	50.92
8	1	2013	5	17	5335	9.05	91	58971	2562	2773	48.02	51.98
5	17	2013	6	18	5334	9.05	92	58971	2734	2600	51.26	48.74
7	19	2013	6	17	5333	9.04	93	58971	2653	2680	49.75	50.25
4	25	2013	5	18	5332	9.04	94	58971	2671	2661	50.09	49.91

MO	DY	YR	DAY OF WK	HR	HR VOL	PERCENT OF AADT	HOUR NUMBER	AADT	NORTH VOLUME	SOUTH VOLUME	PERCENT NORTH IS OF TOTAL VOLUME	PERCENT SOUTH IS OF TOTAL VOLUME
6	6	2013	5	18	5331	9.04	95	58971	2559	2772	48.00	52.00
7	15	2013	2	18	5331	9.04	96	58971	2739	2592	51.38	48.62
4	18	2013	5	18	5327	9.03	97	58971	2658	2669	49.90	50.10
10	17	2013	5	18	5327	9.03	98	58971	2617	2710	49.13	50.87
10	24	2013	5	18	5325	9.03	99	58971	2597	2728	48.77	51.23
3	14	2013	5	18	5324	9.03	100	58971	2561	2763	48.10	51.90
10	30	2013	4	18	5324	9.03	101	58971	2603	2721	48.89	51.11
9	20	2013	6	18	5323	9.03	102	58971	2545	2778	47.81	52.19
10	17	2013	5	17	5323	9.03	103	58971	2600	2723	48.84	51.16
5	16	2013	5	18	5322	9.02	104	58971	2594	2728	48.74	51.26
2	8	2013	6	18	5320	9.02	105	58971	2501	2819	47.01	52.99
10	3	2013	5	17	5318	9.02	106	58971	2580	2738	48.51	51.49
9	30	2013	2	17	5315	9.01	107	58971	2582	2733	48.58	51.42
10	11	2013	6	16	5314	9.01	108	58971	2616	2698	49.23	50.77
11	5	2013	3	17	5313	9.01	109	58971	2578	2735	48.52	51.48
4	12	2013	6	18	5311	9.01	110	58971	2539	2772	47.81	52.19
3	28	2013	5	18	5310	9.00	111	58971	2600	2710	48.96	51.04
6	20	2013	5	18	5309	9.00	112	58971	2625	2684	49.44	50.56
10	18	2013	6	18	5309	9.00	113	58971	2585	2724	48.69	51.31
5	15	2013	4	17	5308	9.00	114	58971	2584	2724	48.68	51.32
12	2	2013	2	17	5307	9.00	115	58971	2578	2729	48.58	51.42
7	12	2013	6	18	5306	9.00	116	58971	2676	2630	50.43	49.57
11	18	2013	2	17	5306	9.00	117	58971	2530	2776	47.68	52.32
11	8	2013	6	18	5303	8.99	118	58971	2542	2761	47.94	52.06
12	5	2013	5	17	5303	8.99	119	58971	2577	2726	48.60	51.40
8	9	2013	6	18	5301	8.99	120	58971	2731	2570	51.52	48.48
5	1	2013	4	18	5299	8.99	121	58971	2631	2668	49.65	50.35
3	8	2013	6	18	5297	8.98	122	58971	2556	2741	48.25	51.75
2	15	2013	6	18	5292	8.97	123	58971	2503	2789	47.30	52.70
10	15	2013	3	17	5291	8.97	124	58971	2545	2746	48.10	51.90
5	28	2013	3	17	5290	8.97	125	58971	2560	2730	48.39	51.61
7	25	2013	5	18	5290	8.97	126	58971	2673	2617	50.53	49.47
9	19	2013	5	18	5290	8.97	127	58971	2673	2617	50.53	49.47
6	5	2013	4	18	5289	8.97	128	58971	2582	2707	48.82	51.18
6	28	2013	6	16	5287	8.97	129	58971	2653	2634	50.18	49.82
7	24	2013	4	18	5287	8.97	130	58971	2665	2622	50.41	49.59
8	1	2013	5	18	5287	8.97	131	58971	2747	2540	51.96	48.04
6	13	2013	5	18	5285	8.96	132	58971	2598	2687	49.16	50.84
9	26	2013	5	17	5284	8.96	133	58971	2622	2662	49.62	50.38
2	13	2013	4	18	5282	8.96	134	58971	2562	2720	48.50	51.50
2	14	2013	5	17	5282	8.96	135	58971	2600	2682	49.22	50.78

MO	DY	YR	DAY OF WK	HR	HR VOL	PERCENT OF AADT	HOUR NUMBER	AADT	NORTH VOLUME	SOUTH VOLUME	PERCENT NORTH IS OF TOTAL VOLUME	PERCENT SOUTH IS OF TOTAL VOLUME
3	1	2013	6	18	5282	8.96	136	58971	2543	2739	48.14	51.86
11	8	2013	6	16	5279	8.95	137	58971	2608	2671	49.40	50.60
6	21	2013	6	17	5276	8.95	138	58971	2701	2575	51.19	48.81
10	1	2013	3	18	5275	8.95	139	58971	2581	2694	48.93	51.07
8	21	2013	4	18	5274	8.94	140	58971	2529	2745	47.95	52.05
6	4	2013	3	17	5273	8.94	141	58971	2589	2684	49.10	50.90
11	19	2013	3	17	5273	8.94	142	58971	2567	2706	48.68	51.32
10	18	2013	6	16	5271	8.94	143	58971	2665	2606	50.56	49.44
11	7	2013	5	18	5271	8.94	144	58971	2607	2664	49.46	50.54
6	13	2013	5	17	5269	8.93	145	58971	2584	2685	49.04	50.96
8	23	2013	6	16	5269	8.93	146	58971	2568	2701	48.74	51.26
10	22	2013	3	17	5269	8.93	147	58971	2580	2689	48.97	51.03
8	8	2013	5	18	5268	8.93	148	58971	2605	2663	49.45	50.55
6	7	2013	6	17	5267	8.93	149	58971	2555	2712	48.51	51.49
6	5	2013	4	17	5266	8.93	150	58971	2613	2653	49.62	50.38
8	5	2013	2	18	5265	8.93	151	58971	2665	2600	50.62	49.38
12	20	2013	6	16	5262	8.92	152	58971	2664	2598	50.63	49.37
5	23	2013	5	17	5259	8.92	153	58971	2556	2703	48.60	51.40
5	3	2013	6	18	5258	8.92	154	58971	2687	2571	51.10	48.90
8	22	2013	5	17	5258	8.92	155	58971	2484	2774	47.24	52.76
11	7	2013	5	17	5258	8.92	156	58971	2554	2704	48.57	51.43
5	24	2013	6	18	5256	8.91	157	58971	2625	2631	49.94	50.06
6	10	2013	2	17	5256	8.91	158	58971	2668	2588	50.76	49.24
7	10	2013	4	18	5256	8.91	159	58971	2728	2528	51.90	48.10
5	22	2013	4	17	5255	8.91	160	58971	2570	2685	48.91	51.09
9	6	2013	6	18	5255	8.91	161	58971	2686	2569	51.11	48.89
10	1	2013	3	17	5255	8.91	162	58971	2535	2720	48.24	51.76
10	3	2013	5	18	5255	8.91	163	58971	2624	2631	49.93	50.07
5	6	2013	2	17	5252	8.91	164	58971	2553	2699	48.61	51.39
5	29	2013	4	17	5252	8.91	165	58971	2635	2617	50.17	49.83
4	12	2013	6	16	5251	8.90	166	58971	2637	2614	50.22	49.78
10	25	2013	6	16	5248	8.90	167	58971	2594	2654	49.43	50.57
3	22	2013	6	18	5246	8.90	168	58971	2586	2660	49.29	50.71
8	2	2013	6	16	5244	8.89	169	58971	2723	2521	51.93	48.07
10	2	2013	4	18	5243	8.89	170	58971	2588	2655	49.36	50.64
5	9	2013	5	17	5241	8.89	171	58971	2595	2646	49.51	50.49
7	26	2013	6	18	5241	8.89	172	58971	2721	2520	51.92	48.08
12	18	2013	4	17	5240	8.89	173	58971	2500	2740	47.71	52.29
4	25	2013	5	17	5238	8.88	174	58971	2588	2650	49.41	50.59
4	30	2013	3	18	5238	8.88	175	58971	2570	2668	49.06	50.94
6	7	2013	6	18	5236	8.88	176	58971	2650	2586	50.61	49.39

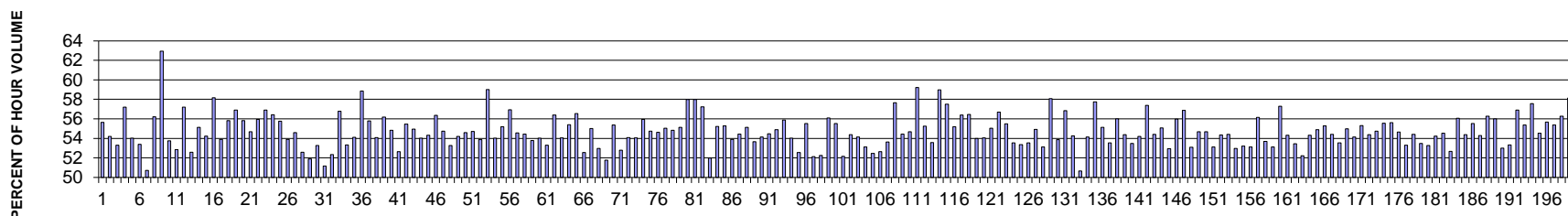
MO	DY	YR	DAY OF WK	HR	HR VOL	PERCENT OF AADT	HOUR NUMBER	AADT	NORTH VOLUME	SOUTH VOLUME	PERCENT NORTH IS OF TOTAL VOLUME	PERCENT SOUTH IS OF TOTAL VOLUME
9	27	2013	6	16	5236	8.88	177	58971	2548	2688	48.66	51.34
5	8	2013	4	18	5234	8.88	178	58971	2606	2628	49.79	50.21
12	4	2013	4	17	5234	8.88	179	58971	2584	2650	49.37	50.63
6	27	2013	5	18	5232	8.87	180	58971	2667	2565	50.97	49.03
3	15	2013	6	18	5231	8.87	181	58971	2534	2697	48.44	51.56
11	4	2013	2	17	5231	8.87	182	58971	2439	2792	46.63	53.37
12	11	2013	4	17	5231	8.87	183	58971	2583	2648	49.38	50.62
12	23	2013	2	16	5231	8.87	184	58971	2663	2568	50.91	49.09
6	14	2013	6	16	5230	8.87	185	58971	2562	2668	48.99	51.01
6	21	2013	6	16	5230	8.87	186	58971	2665	2565	50.96	49.04
8	14	2013	4	18	5230	8.87	187	58971	2616	2614	50.02	49.98
11	5	2013	3	18	5228	8.87	188	58971	2596	2632	49.66	50.34
2	21	2013	5	17	5221	8.85	189	58971	2541	2680	48.67	51.33
11	15	2013	6	16	5221	8.85	190	58971	2542	2679	48.69	51.31
8	26	2013	2	17	5220	8.85	191	58971	2600	2620	49.81	50.19
10	28	2013	2	17	5220	8.85	192	58971	2502	2718	47.93	52.07
6	26	2013	4	18	5219	8.85	193	58971	2667	2552	51.10	48.90
5	14	2013	3	18	5217	8.85	194	58971	2557	2660	49.01	50.99
6	20	2013	5	17	5216	8.85	195	58971	2553	2663	48.95	51.05
3	28	2013	5	17	5215	8.84	196	58971	2506	2709	48.05	51.95
11	4	2013	2	18	5215	8.84	197	58971	2574	2641	49.36	50.64
9	3	2013	3	17	5213	8.84	198	58971	2553	2660	48.97	51.03
4	16	2013	3	17	5212	8.84	199	58971	2531	2681	48.56	51.44
2	19	2013	3	18	5211	8.84	200	58971	2474	2737	47.48	52.52

**SR 016 MP 18.65 BURLEY ADC SITE R088
K FOR PEAK 200 HOURS OF 2013**



AADT= 45081 K 30 FACTOR= 9.06 K 100 FACTOR= 8.71 K 200 FACTOR= 8.42 D 30 FACTOR= 53.28

**SR 016 MP 18.65 BURLEY ADC SITE R088
D % IN THE PEAK 200 HOURS OF 2013**



MO	DY	YR	DAY OF WK	HR	HR VOL	PERCENT OF AADT	HOUR NUMBER	AADT	EAST VOLUME	WEST VOLUME	PERCENT EAST IS OF TOTAL VOLUME	PERCENT WEST IS OF TOTAL VOLUME
5	3	2013	6	17	4317	9.58	1	45081	1915	2402	44.36	55.64
5	31	2013	6	17	4259	9.45	2	45081	1951	2308	45.81	54.19
9	13	2013	6	17	4255	9.44	3	45081	1987	2268	46.70	53.30
7	19	2013	6	17	4248	9.42	4	45081	1818	2430	42.80	57.20
5	10	2013	6	17	4245	9.42	5	45081	1952	2293	45.98	54.02
9	20	2013	6	17	4242	9.41	6	45081	1977	2265	46.61	53.39
6	11	2013	3	18	4238	9.40	7	45081	2149	2089	50.71	49.29
8	16	2013	6	17	4217	9.35	8	45081	1847	2370	43.80	56.20
8	27	2013	3	18	4211	9.34	9	45081	1560	2651	37.05	62.95
11	22	2013	6	17	4208	9.33	10	45081	1946	2262	46.25	53.75
5	17	2013	6	17	4207	9.33	11	45081	1984	2223	47.16	52.84
8	23	2013	6	17	4207	9.33	12	45081	1801	2406	42.81	57.19

MO	DY	YR	DAY OF WK	HR	HR VOL	PERCENT OF AADT	HOUR NUMBER	AADT	EAST VOLUME	WEST VOLUME	PERCENT EAST IS OF TOTAL VOLUME	PERCENT WEST IS OF TOTAL VOLUME
10	11	2013	6	17	4207	9.33	13	45081	1996	2211	47.44	52.56
6	14	2013	6	17	4191	9.30	14	45081	1880	2311	44.86	55.14
9	6	2013	6	17	4184	9.28	15	45081	1915	2269	45.77	54.23
7	3	2013	4	18	4179	9.27	16	45081	1749	2430	41.85	58.15
12	13	2013	6	17	4178	9.27	17	45081	1926	2252	46.10	53.90
7	26	2013	6	17	4173	9.26	18	45081	1844	2329	44.19	55.81
6	28	2013	6	17	4166	9.24	19	45081	1796	2370	43.11	56.89
8	7	2013	4	17	4145	9.19	20	45081	1831	2314	44.17	55.83
8	1	2013	5	17	4143	9.19	21	45081	1877	2266	45.31	54.69
9	13	2013	6	18	4142	9.19	22	45081	1825	2317	44.06	55.94
7	3	2013	4	17	4139	9.18	23	45081	1784	2355	43.10	56.90
8	30	2013	6	17	4136	9.17	24	45081	1802	2334	43.57	56.43
8	9	2013	6	17	4135	9.17	25	45081	1829	2306	44.23	55.77
7	25	2013	5	17	4108	9.11	26	45081	1894	2214	46.11	53.89
6	7	2013	6	17	4106	9.11	27	45081	1864	2242	45.40	54.60
6	11	2013	3	17	4103	9.10	28	45081	2157	1946	52.57	47.43
6	13	2013	5	17	4093	9.08	29	45081	1969	2124	48.11	51.89
7	18	2013	5	17	4086	9.06	30	45081	1909	2177	46.72	53.28
9	27	2013	6	17	4086	9.06	31	45081	1995	2091	48.83	51.17
11	8	2013	6	18	4071	9.03	32	45081	1941	2130	47.68	52.32
3	8	2013	6	16	4067	9.02	33	45081	1758	2309	43.23	56.77
7	12	2013	6	17	4063	9.01	34	45081	1896	2167	46.67	53.33
10	30	2013	4	17	4061	9.01	35	45081	1864	2197	45.90	54.10
5	10	2013	6	18	4047	8.98	36	45081	1665	2382	41.14	58.86
3	1	2013	6	17	4046	8.97	37	45081	1789	2257	44.22	55.78
12	19	2013	5	17	4043	8.97	38	45081	1857	2186	45.93	54.07
12	24	2013	3	15	4040	8.96	39	45081	1770	2270	43.81	56.19
11	28	2013	5	13	4039	8.96	40	45081	1824	2215	45.16	54.84
3	15	2013	6	17	4038	8.96	41	45081	1913	2125	47.37	52.63
6	7	2013	6	18	4031	8.94	42	45081	1795	2236	44.53	55.47
4	26	2013	6	17	4030	8.94	43	45081	1816	2214	45.06	54.94
10	4	2013	6	17	4030	8.94	44	45081	1853	2177	45.98	54.02
10	18	2013	6	17	4029	8.94	45	45081	1841	2188	45.69	54.31
8	15	2013	5	17	4013	8.90	46	45081	1751	2262	43.63	56.37
7	2	2013	3	17	4012	8.90	47	45081	1816	2196	45.26	54.74
3	8	2013	6	17	4008	8.89	48	45081	1873	2135	46.73	53.27
7	17	2013	4	17	4008	8.89	49	45081	1836	2172	45.81	54.19
12	6	2013	6	17	4008	8.89	50	45081	1820	2188	45.41	54.59
12	23	2013	2	17	4007	8.89	51	45081	1815	2192	45.30	54.70
5	3	2013	6	16	4005	8.88	52	45081	1848	2157	46.14	53.86
8	9	2013	6	18	4004	8.88	53	45081	1641	2363	40.98	59.02

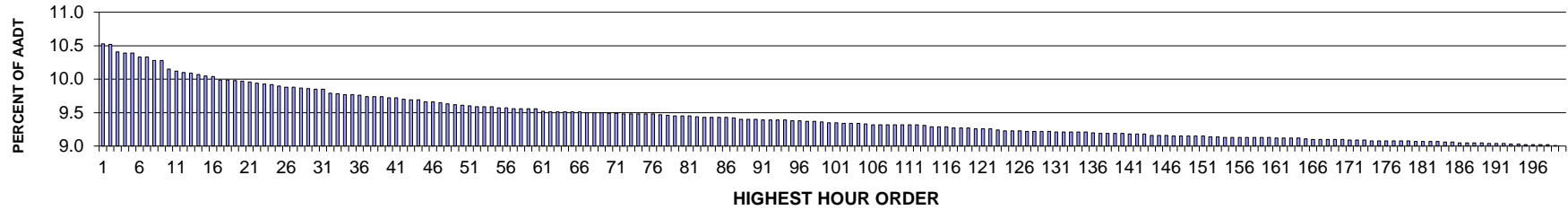
MO	DY	YR	DAY OF WK	HR	HR VOL	PERCENT OF AADT	HOUR NUMBER	AADT	EAST VOLUME	WEST VOLUME	PERCENT EAST IS OF TOTAL VOLUME	PERCENT WEST IS OF TOTAL VOLUME
11	26	2013	3	17	4004	8.88	54	45081	1841	2163	45.98	54.02
6	21	2013	6	17	3998	8.87	55	45081	1791	2207	44.80	55.20
11	28	2013	5	12	3997	8.87	56	45081	1722	2275	43.08	56.92
10	17	2013	5	17	3996	8.86	57	45081	1816	2180	45.45	54.55
11	1	2013	6	17	3995	8.86	58	45081	1820	2175	45.56	54.44
5	16	2013	5	17	3989	8.85	59	45081	1844	2145	46.23	53.77
7	31	2013	4	17	3988	8.85	60	45081	1834	2154	45.99	54.01
8	14	2013	4	17	3986	8.84	61	45081	1861	2125	46.69	53.31
7	12	2013	6	18	3984	8.84	62	45081	1738	2246	43.62	56.38
8	8	2013	5	17	3984	8.84	63	45081	1831	2153	45.96	54.04
8	30	2013	6	16	3982	8.83	64	45081	1776	2206	44.60	55.40
5	3	2013	6	18	3976	8.82	65	45081	1728	2248	43.46	56.54
6	12	2013	4	17	3973	8.81	66	45081	1885	2088	47.45	52.55
2	8	2013	6	17	3971	8.81	67	45081	1787	2184	45.00	55.00
2	14	2013	5	17	3971	8.81	68	45081	1868	2103	47.04	52.96
9	19	2013	5	17	3971	8.81	69	45081	1916	2055	48.25	51.75
10	25	2013	6	17	3971	8.81	70	45081	1772	2199	44.62	55.38
9	27	2013	6	18	3970	8.81	71	45081	1875	2095	47.23	52.77
12	18	2013	4	17	3969	8.80	72	45081	1823	2146	45.93	54.07
3	22	2013	6	17	3967	8.80	73	45081	1823	2144	45.95	54.05
8	16	2013	6	18	3967	8.80	74	45081	1748	2219	44.06	55.94
7	31	2013	4	18	3965	8.80	75	45081	1794	2171	45.25	54.75
8	20	2013	3	17	3965	8.80	76	45081	1799	2166	45.37	54.63
7	10	2013	4	17	3960	8.78	77	45081	1781	2179	44.97	55.03
7	16	2013	3	17	3959	8.78	78	45081	1788	2171	45.16	54.84
8	15	2013	5	18	3959	8.78	79	45081	1776	2183	44.86	55.14
7	2	2013	3	18	3956	8.78	80	45081	1662	2294	42.01	57.99
5	24	2013	6	17	3954	8.77	81	45081	1661	2293	42.01	57.99
7	19	2013	6	18	3954	8.77	82	45081	1691	2263	42.77	57.23
11	22	2013	6	18	3954	8.77	83	45081	1899	2055	48.03	51.97
12	17	2013	3	17	3953	8.77	84	45081	1770	2183	44.78	55.22
10	11	2013	6	18	3952	8.77	85	45081	1767	2185	44.71	55.29
9	13	2013	6	16	3951	8.76	86	45081	1822	2129	46.11	53.89
11	13	2013	4	17	3949	8.76	87	45081	1799	2150	45.56	54.44
3	29	2013	6	17	3948	8.76	88	45081	1772	2176	44.88	55.12
6	14	2013	6	16	3948	8.76	89	45081	1830	2118	46.35	53.65
7	19	2013	6	16	3947	8.76	90	45081	1810	2137	45.86	54.14
8	2	2013	6	17	3943	8.75	91	45081	1795	2148	45.52	54.48
10	24	2013	5	17	3940	8.74	92	45081	1777	2163	45.10	54.90
11	27	2013	4	17	3937	8.73	93	45081	1737	2200	44.12	55.88
12	4	2013	4	17	3937	8.73	94	45081	1810	2127	45.97	54.03

MO	DY	YR	DAY OF WK	HR	HR VOL	PERCENT OF AADT	HOUR NUMBER	AADT	EAST VOLUME	WEST VOLUME	PERCENT EAST IS OF TOTAL VOLUME	PERCENT WEST IS OF TOTAL VOLUME
5	9	2013	5	17	3935	8.73	95	45081	1868	2067	47.47	52.53
8	16	2013	6	16	3932	8.72	96	45081	1749	2183	44.48	55.52
9	12	2013	5	17	3932	8.72	97	45081	1883	2049	47.89	52.11
6	10	2013	2	17	3930	8.72	98	45081	1877	2053	47.76	52.24
6	13	2013	5	18	3928	8.71	99	45081	1725	2203	43.92	56.08
7	3	2013	4	16	3928	8.71	100	45081	1747	2181	44.48	55.52
7	11	2013	5	17	3928	8.71	101	45081	1880	2048	47.86	52.14
8	12	2013	2	17	3927	8.71	102	45081	1792	2135	45.63	54.37
10	8	2013	3	17	3926	8.71	103	45081	1801	2125	45.87	54.13
5	1	2013	4	17	3921	8.70	104	45081	1838	2083	46.88	53.12
7	9	2013	3	17	3919	8.69	105	45081	1864	2055	47.56	52.44
10	10	2013	5	17	3919	8.69	106	45081	1856	2063	47.36	52.64
11	15	2013	6	17	3919	8.69	107	45081	1817	2102	46.36	53.64
7	18	2013	5	18	3918	8.69	108	45081	1659	2259	42.34	57.66
1	18	2013	6	17	3913	8.68	109	45081	1783	2130	45.57	54.43
5	22	2013	4	17	3913	8.68	110	45081	1773	2140	45.31	54.69
8	23	2013	6	18	3913	8.68	111	45081	1596	2317	40.79	59.21
10	18	2013	6	18	3908	8.67	112	45081	1749	2159	44.75	55.25
6	6	2013	5	17	3907	8.67	113	45081	1814	2093	46.43	53.57
7	26	2013	6	18	3907	8.67	114	45081	1603	2304	41.03	58.97
8	30	2013	6	18	3905	8.66	115	45081	1660	2245	42.51	57.49
9	19	2013	5	18	3902	8.66	116	45081	1748	2154	44.80	55.20
8	1	2013	5	18	3901	8.65	117	45081	1701	2200	43.60	56.40
6	6	2013	5	18	3900	8.65	118	45081	1698	2202	43.54	56.46
8	6	2013	3	17	3899	8.65	119	45081	1794	2105	46.01	53.99
5	7	2013	3	17	3896	8.64	120	45081	1790	2106	45.94	54.06
10	3	2013	5	17	3895	8.64	121	45081	1751	2144	44.96	55.04
8	2	2013	6	18	3893	8.64	122	45081	1686	2207	43.31	56.69
5	17	2013	6	18	3891	8.63	123	45081	1732	2159	44.51	55.49
7	25	2013	5	18	3891	8.63	124	45081	1808	2083	46.47	53.53
9	10	2013	3	17	3890	8.63	125	45081	1814	2076	46.63	53.37
7	20	2013	7	12	3888	8.62	126	45081	1806	2082	46.45	53.55
5	24	2013	6	16	3886	8.62	127	45081	1752	2134	45.08	54.92
5	30	2013	5	17	3884	8.62	128	45081	1821	2063	46.88	53.12
6	28	2013	6	18	3882	8.61	129	45081	1628	2254	41.94	58.06
7	8	2013	2	17	3882	8.61	130	45081	1791	2091	46.14	53.86
6	14	2013	6	18	3881	8.61	131	45081	1675	2206	43.16	56.84
6	19	2013	4	17	3877	8.60	132	45081	1773	2104	45.73	54.27
6	20	2013	5	17	3877	8.60	133	45081	1913	1964	49.34	50.66
6	5	2013	4	17	3876	8.60	134	45081	1778	2098	45.87	54.13
5	31	2013	6	18	3875	8.60	135	45081	1637	2238	42.25	57.75

MO	DY	YR	DAY OF WK	HR	HR VOL	PERCENT OF AADT	HOUR NUMBER	AADT	EAST VOLUME	WEST VOLUME	PERCENT EAST IS OF TOTAL VOLUME	PERCENT WEST IS OF TOTAL VOLUME
11	14	2013	5	17	3873	8.59	136	45081	1738	2135	44.87	55.13
5	14	2013	3	17	3872	8.59	137	45081	1799	2073	46.46	53.54
12	16	2013	2	17	3872	8.59	138	45081	1704	2168	44.01	55.99
1	4	2013	6	17	3870	8.58	139	45081	1766	2104	45.63	54.37
9	26	2013	5	17	3867	8.58	140	45081	1799	2068	46.52	53.48
10	9	2013	4	17	3867	8.58	141	45081	1771	2096	45.80	54.20
9	6	2013	6	18	3866	8.58	142	45081	1648	2218	42.63	57.37
9	26	2013	5	18	3865	8.57	143	45081	1762	2103	45.59	54.41
1	25	2013	6	17	3864	8.57	144	45081	1736	2128	44.93	55.07
11	21	2013	5	17	3864	8.57	145	45081	1819	2045	47.08	52.92
7	23	2013	3	17	3861	8.56	146	45081	1700	2161	44.03	55.97
6	19	2013	4	18	3859	8.56	147	45081	1664	2195	43.12	56.88
9	18	2013	4	17	3859	8.56	148	45081	1811	2048	46.93	53.07
2	1	2013	6	17	3856	8.55	149	45081	1748	2108	45.33	54.67
11	21	2013	5	18	3856	8.55	150	45081	1748	2108	45.33	54.67
5	15	2013	4	17	3855	8.55	151	45081	1808	2047	46.90	53.10
8	13	2013	3	17	3854	8.55	152	45081	1759	2095	45.64	54.36
10	4	2013	6	18	3854	8.55	153	45081	1757	2097	45.59	54.41
9	5	2013	5	17	3853	8.55	154	45081	1812	2041	47.03	52.97
1	11	2013	6	17	3852	8.54	155	45081	1802	2050	46.78	53.22
1	17	2013	5	17	3851	8.54	156	45081	1806	2045	46.90	53.10
8	28	2013	4	17	3848	8.54	157	45081	1687	2161	43.84	56.16
9	4	2013	4	17	3847	8.53	158	45081	1782	2065	46.32	53.68
6	7	2013	6	16	3846	8.53	159	45081	1803	2043	46.88	53.12
5	9	2013	5	18	3843	8.52	160	45081	1641	2202	42.70	57.30
5	8	2013	4	17	3842	8.52	161	45081	1755	2087	45.68	54.32
5	17	2013	6	16	3842	8.52	162	45081	1789	2053	46.56	53.44
2	15	2013	6	17	3841	8.52	163	45081	1836	2005	47.80	52.20
9	25	2013	4	17	3840	8.52	164	45081	1754	2086	45.68	54.32
7	28	2013	1	16	3837	8.51	165	45081	2106	1731	54.89	45.11
10	25	2013	6	18	3837	8.51	166	45081	1716	2121	44.72	55.28
8	22	2013	5	18	3833	8.50	167	45081	1748	2085	45.60	54.40
9	17	2013	3	17	3832	8.50	168	45081	1780	2052	46.45	53.55
11	12	2013	3	17	3832	8.50	169	45081	1725	2107	45.02	54.98
3	15	2013	6	16	3830	8.50	170	45081	1756	2074	45.85	54.15
3	27	2013	4	17	3829	8.49	171	45081	1711	2118	44.69	55.31
8	14	2013	4	18	3828	8.49	172	45081	1746	2082	45.61	54.39
2	13	2013	4	17	3827	8.49	173	45081	1732	2095	45.26	54.74
3	14	2013	5	17	3824	8.48	174	45081	1700	2124	44.46	55.54
7	30	2013	3	17	3824	8.48	175	45081	1698	2126	44.40	55.60
8	9	2013	6	16	3824	8.48	176	45081	1734	2090	45.35	54.65

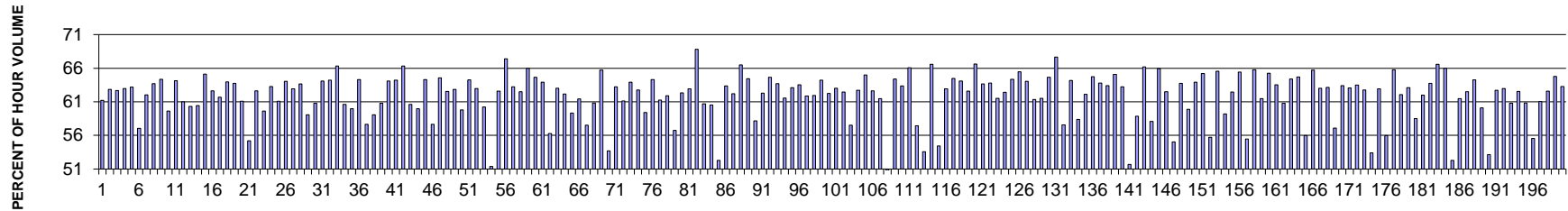
MO	DY	YR	DAY OF WK	HR	HR VOL	PERCENT OF AADT	HOUR NUMBER	AADT	EAST VOLUME	WEST VOLUME	PERCENT EAST IS OF TOTAL VOLUME	PERCENT WEST IS OF TOTAL VOLUME
12	13	2013	6	18	3824	8.48	177	45081	1786	2038	46.71	53.29
5	21	2013	3	17	3823	8.48	178	45081	1743	2080	45.59	54.41
5	23	2013	5	17	3823	8.48	179	45081	1779	2044	46.53	53.47
12	11	2013	4	17	3823	8.48	180	45081	1787	2036	46.74	53.26
7	24	2013	4	17	3817	8.47	181	45081	1747	2070	45.77	54.23
7	22	2013	2	17	3814	8.46	182	45081	1734	2080	45.46	54.54
9	20	2013	6	18	3814	8.46	183	45081	1805	2009	47.33	52.67
8	23	2013	6	16	3813	8.46	184	45081	1675	2138	43.93	56.07
3	15	2013	6	18	3811	8.45	185	45081	1739	2072	45.63	54.37
5	23	2013	5	18	3811	8.45	186	45081	1695	2116	44.48	55.52
11	20	2013	4	18	3810	8.45	187	45081	1741	2069	45.70	54.30
10	22	2013	3	17	3809	8.45	188	45081	1666	2143	43.74	56.26
7	12	2013	6	16	3807	8.44	189	45081	1675	2132	44.00	56.00
12	24	2013	3	14	3806	8.44	190	45081	1789	2017	47.00	53.00
7	1	2013	2	17	3803	8.44	191	45081	1775	2028	46.67	53.33
11	8	2013	6	17	3803	8.44	192	45081	1639	2164	43.10	56.90
11	1	2013	6	18	3802	8.43	193	45081	1697	2105	44.63	55.37
6	21	2013	6	18	3801	8.43	194	45081	1613	2188	42.44	57.56
2	1	2013	6	18	3800	8.43	195	45081	1728	2072	45.47	54.53
9	11	2013	4	18	3799	8.43	196	45081	1684	2115	44.33	55.67
10	21	2013	2	17	3797	8.42	197	45081	1695	2102	44.64	55.36
7	16	2013	3	18	3796	8.42	198	45081	1660	2136	43.73	56.27
10	29	2013	3	18	3796	8.42	199	45081	1589	2207	41.86	58.14
11	4	2013	2	17	3796	8.42	200	45081	1651	2145	43.49	56.51

**SR 003 MP 28.68 BELFAIR ADC SITE R089
K FOR PEAK 200 HOURS OF 2013**



AADT= 16270 K 30 FACTOR= 9.85 K 100 FACTOR= 9.35 K 200 FACTOR= 9.00 D 30 FACTOR= 60.80

**SR 003 MP 28.68 BELFAIR ADC SITE R089
D % IN THE PEAK 200 HOURS OF 2013**



MO	DY	YR	DAY OF WK	HR	HR VOL	PERCENT OF AADT	HOUR NUMBER	AADT	NORTH VOLUME	SOUTH VOLUME	PERCENT NORTH IS OF TOTAL VOLUME	PERCENT SOUTH IS OF TOTAL VOLUME
7	26	2013	6	16	1714	10.53	1	16270	665	1049	38.80	61.20
8	16	2013	6	17	1712	10.52	2	16270	636	1076	37.15	62.85
9	13	2013	6	17	1694	10.41	3	16270	632	1062	37.31	62.69
5	3	2013	6	17	1691	10.39	4	16270	626	1065	37.02	62.98
7	19	2013	6	17	1690	10.39	5	16270	622	1068	36.80	63.20
6	7	2013	6	18	1681	10.33	6	16270	722	959	42.95	57.05
6	7	2013	6	17	1680	10.33	7	16270	638	1042	37.98	62.02
8	9	2013	6	18	1672	10.28	8	16270	607	1065	36.30	63.70
8	23	2013	6	16	1672	10.28	9	16270	596	1076	35.65	64.35
8	31	2013	7	13	1652	10.15	10	16270	667	985	40.38	59.62
6	21	2013	6	17	1647	10.12	11	16270	591	1056	35.88	64.12
7	19	2013	6	16	1644	10.10	12	16270	641	1003	38.99	61.01

MO	DY	YR	DAY OF WK	HR	HR VOL	PERCENT OF AADT	HOUR NUMBER	AADT	NORTH VOLUME	SOUTH VOLUME	PERCENT NORTH IS OF TOTAL VOLUME	PERCENT SOUTH IS OF TOTAL VOLUME
9	20	2013	6	17	1641	10.09	13	16270	651	990	39.67	60.33
10	25	2013	6	17	1638	10.07	14	16270	648	990	39.56	60.44
7	26	2013	6	17	1635	10.05	15	16270	570	1065	34.86	65.14
6	14	2013	6	17	1633	10.04	16	16270	610	1023	37.35	62.65
6	14	2013	6	16	1626	9.99	17	16270	623	1003	38.31	61.69
8	23	2013	6	17	1626	9.99	18	16270	586	1040	36.04	63.96
5	17	2013	6	17	1624	9.98	19	16270	589	1035	36.27	63.73
8	31	2013	7	12	1622	9.97	20	16270	631	991	38.90	61.10
7	28	2013	1	13	1620	9.96	21	16270	894	726	55.19	44.81
8	30	2013	6	16	1618	9.94	22	16270	605	1013	37.39	62.61
8	2	2013	6	17	1615	9.93	23	16270	652	963	40.37	59.63
8	9	2013	6	17	1614	9.92	24	16270	593	1021	36.74	63.26
8	9	2013	6	16	1611	9.90	25	16270	627	984	38.92	61.08
4	12	2013	6	17	1608	9.88	26	16270	578	1030	35.95	64.05
4	26	2013	6	17	1608	9.88	27	16270	596	1012	37.06	62.94
7	19	2013	6	18	1606	9.87	28	16270	584	1022	36.36	63.64
8	31	2013	7	14	1605	9.86	29	16270	657	948	40.93	59.07
8	16	2013	6	16	1602	9.85	30	16270	628	974	39.20	60.80
8	30	2013	6	17	1602	9.85	31	16270	575	1027	35.89	64.11
5	10	2013	6	17	1593	9.79	32	16270	570	1023	35.78	64.22
7	26	2013	6	18	1592	9.78	33	16270	536	1056	33.67	66.33
10	11	2013	6	17	1590	9.77	34	16270	626	964	39.37	60.63
10	18	2013	6	17	1589	9.77	35	16270	636	953	40.03	59.97
10	3	2013	5	17	1588	9.76	36	16270	567	1021	35.71	64.29
8	31	2013	7	15	1585	9.74	37	16270	671	914	42.33	57.67
9	6	2013	6	17	1584	9.74	38	16270	561	1023	35.42	64.58
9	27	2013	6	17	1584	9.74	39	16270	593	991	37.44	62.56
8	30	2013	6	18	1582	9.72	40	16270	588	994	37.17	62.83
10	4	2013	6	17	1582	9.72	41	16270	636	946	40.20	59.80
6	21	2013	6	16	1579	9.70	42	16270	564	1015	35.72	64.28
10	4	2013	6	18	1577	9.69	43	16270	584	993	37.03	62.97
7	26	2013	6	15	1576	9.69	44	16270	627	949	39.78	60.22
8	3	2013	7	13	1572	9.66	45	16270	764	808	48.60	51.40
8	2	2013	6	16	1571	9.66	46	16270	588	983	37.43	62.57
5	24	2013	6	17	1570	9.65	47	16270	512	1058	32.61	67.39
9	13	2013	6	18	1567	9.63	48	16270	576	991	36.76	63.24
11	22	2013	6	17	1565	9.62	49	16270	587	978	37.51	62.49
3	22	2013	6	17	1563	9.61	50	16270	532	1031	34.04	65.96
5	31	2013	6	17	1562	9.60	51	16270	552	1010	35.34	64.66
8	8	2013	5	17	1561	9.59	52	16270	563	998	36.07	63.93
8	2	2013	6	15	1560	9.59	53	16270	682	878	43.72	56.28

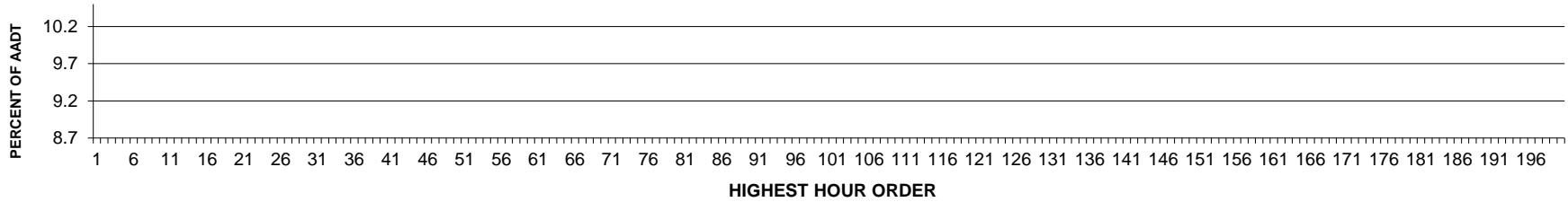
MO	DY	YR	DAY OF WK	HR	HR VOL	PERCENT OF AADT	HOUR NUMBER	AADT	NORTH VOLUME	SOUTH VOLUME	PERCENT NORTH IS OF TOTAL VOLUME	PERCENT SOUTH IS OF TOTAL VOLUME
8	16	2013	6	18	1560	9.59	54	16270	577	983	36.99	63.01
6	14	2013	6	18	1557	9.57	55	16270	589	968	37.83	62.17
8	30	2013	6	14	1557	9.57	56	16270	633	924	40.66	59.34
3	8	2013	6	17	1556	9.56	57	16270	600	956	38.56	61.44
8	23	2013	6	15	1556	9.56	58	16270	661	895	42.48	57.52
7	31	2013	4	17	1555	9.56	59	16270	609	946	39.16	60.84
8	1	2013	5	17	1555	9.56	60	16270	533	1022	34.28	65.72
7	27	2013	7	13	1549	9.52	61	16270	717	832	46.29	53.71
6	12	2013	4	17	1548	9.51	62	16270	569	979	36.76	63.24
7	22	2013	2	17	1548	9.51	63	16270	602	946	38.89	61.11
5	1	2013	4	17	1547	9.51	64	16270	558	989	36.07	63.93
9	12	2013	5	17	1547	9.51	65	16270	576	971	37.23	62.77
10	4	2013	6	16	1547	9.51	66	16270	628	919	40.59	59.41
6	6	2013	5	17	1546	9.50	67	16270	552	994	35.71	64.29
8	7	2013	4	17	1546	9.50	68	16270	599	947	38.75	61.25
10	17	2013	5	17	1545	9.50	69	16270	589	956	38.12	61.88
7	20	2013	7	13	1544	9.49	70	16270	668	876	43.26	56.74
10	10	2013	5	17	1544	9.49	71	16270	582	962	37.69	62.31
8	13	2013	3	17	1543	9.48	72	16270	572	971	37.07	62.93
5	13	2013	2	18	1542	9.48	73	16270	481	1061	31.19	68.81
6	5	2013	4	17	1542	9.48	74	16270	606	936	39.30	60.70
8	12	2013	2	17	1542	9.48	75	16270	609	933	39.49	60.51
9	1	2013	1	15	1542	9.48	76	16270	736	806	47.73	52.27
5	24	2013	6	15	1541	9.47	77	16270	565	976	36.66	63.34
8	21	2013	4	17	1539	9.46	78	16270	582	957	37.82	62.18
5	24	2013	6	16	1538	9.45	79	16270	515	1023	33.49	66.51
9	10	2013	3	17	1538	9.45	80	16270	547	991	35.57	64.43
5	3	2013	6	16	1537	9.45	81	16270	643	894	41.83	58.17
4	25	2013	5	17	1536	9.44	82	16270	579	957	37.70	62.30
9	11	2013	4	17	1535	9.43	83	16270	543	992	35.37	64.63
4	30	2013	3	17	1534	9.43	84	16270	557	977	36.31	63.69
11	1	2013	6	17	1534	9.43	85	16270	590	944	38.46	61.54
11	6	2013	4	17	1534	9.43	86	16270	566	968	36.90	63.10
3	1	2013	6	17	1533	9.42	87	16270	559	974	36.46	63.54
2	15	2013	6	16	1529	9.40	88	16270	583	946	38.13	61.87
8	30	2013	6	15	1529	9.40	89	16270	582	947	38.06	61.94
11	27	2013	4	17	1529	9.40	90	16270	547	982	35.78	64.22
2	8	2013	6	17	1528	9.39	91	16270	577	951	37.76	62.24
7	18	2013	5	17	1528	9.39	92	16270	565	963	36.98	63.02
4	26	2013	6	18	1527	9.39	93	16270	573	954	37.52	62.48
9	1	2013	1	13	1527	9.39	94	16270	649	878	42.50	57.50

MO	DY	YR	DAY OF WK	HR	HR VOL	PERCENT OF AADT	HOUR NUMBER	AADT	NORTH VOLUME	SOUTH VOLUME	PERCENT NORTH IS OF TOTAL VOLUME	PERCENT SOUTH IS OF TOTAL VOLUME
4	26	2013	6	16	1526	9.38	95	16270	569	957	37.29	62.71
5	17	2013	6	16	1526	9.38	96	16270	534	992	34.99	65.01
8	5	2013	2	17	1525	9.37	97	16270	570	955	37.38	62.62
12	13	2013	6	17	1524	9.37	98	16270	587	937	38.52	61.48
8	4	2013	1	14	1523	9.36	99	16270	750	773	49.24	50.76
7	25	2013	5	17	1522	9.35	100	16270	542	980	35.61	64.39
8	23	2013	6	18	1522	9.35	101	16270	558	964	36.66	63.34
3	15	2013	6	17	1520	9.34	102	16270	516	1004	33.95	66.05
7	28	2013	1	16	1520	9.34	103	16270	873	647	57.43	42.57
8	18	2013	1	14	1519	9.34	104	16270	814	705	53.59	46.41
7	30	2013	3	17	1518	9.33	105	16270	507	1011	33.40	66.60
8	17	2013	7	13	1517	9.32	106	16270	691	826	45.55	54.45
9	19	2013	5	17	1517	9.32	107	16270	562	955	37.05	62.95
9	24	2013	3	17	1517	9.32	108	16270	539	978	35.53	64.47
11	15	2013	6	17	1517	9.32	109	16270	545	972	35.93	64.07
2	1	2013	6	17	1516	9.32	110	16270	567	949	37.40	62.60
4	19	2013	6	17	1516	9.32	111	16270	506	1010	33.38	66.62
8	19	2013	2	17	1516	9.32	112	16270	551	965	36.35	63.65
6	7	2013	6	16	1514	9.31	113	16270	548	966	36.20	63.80
9	13	2013	6	16	1512	9.29	114	16270	582	930	38.49	61.51
1	11	2013	6	17	1511	9.29	115	16270	568	943	37.59	62.41
10	2	2013	4	17	1511	9.29	116	16270	539	972	35.67	64.33
4	3	2013	4	17	1509	9.27	117	16270	521	988	34.53	65.47
10	24	2013	5	17	1508	9.27	118	16270	542	966	35.94	64.06
11	27	2013	4	16	1508	9.27	119	16270	583	925	38.66	61.34
6	13	2013	5	17	1507	9.26	120	16270	580	927	38.49	61.51
9	3	2013	3	17	1507	9.26	121	16270	533	974	35.37	64.63
8	2	2013	6	18	1506	9.26	122	16270	487	1019	32.34	67.66
8	2	2013	6	14	1504	9.24	123	16270	638	866	42.42	57.58
6	6	2013	5	18	1502	9.23	124	16270	538	964	35.82	64.18
6	14	2013	6	15	1502	9.23	125	16270	625	877	41.61	58.39
10	18	2013	6	18	1502	9.23	126	16270	569	933	37.88	62.12
5	3	2013	6	18	1500	9.22	127	16270	529	971	35.27	64.73
9	25	2013	4	17	1500	9.22	128	16270	543	957	36.20	63.80
10	1	2013	3	17	1500	9.22	129	16270	549	951	36.60	63.40
12	19	2013	5	17	1500	9.22	130	16270	524	976	34.93	65.07
6	21	2013	6	18	1499	9.21	131	16270	551	948	36.76	63.24
8	4	2013	1	13	1499	9.21	132	16270	724	775	48.30	51.70
8	16	2013	6	15	1499	9.21	133	16270	617	882	41.16	58.84
9	4	2013	4	17	1499	9.21	134	16270	507	992	33.82	66.18
9	2	2013	2	15	1498	9.21	135	16270	870	628	58.08	41.92

MO	DY	YR	DAY OF WK	HR	HR VOL	PERCENT OF AADT	HOUR NUMBER	AADT	NORTH VOLUME	SOUTH VOLUME	PERCENT NORTH IS OF TOTAL VOLUME	PERCENT SOUTH IS OF TOTAL VOLUME
10	8	2013	3	17	1497	9.20	136	16270	510	987	34.07	65.93
7	25	2013	5	16	1496	9.19	137	16270	561	935	37.50	62.50
8	18	2013	1	15	1496	9.19	138	16270	823	673	55.01	44.99
8	20	2013	3	16	1495	9.19	139	16270	542	953	36.25	63.75
8	22	2013	5	16	1495	9.19	140	16270	600	895	40.13	59.87
3	29	2013	6	17	1494	9.18	141	16270	539	955	36.08	63.92
8	29	2013	5	17	1494	9.18	142	16270	520	974	34.81	65.19
8	3	2013	7	14	1493	9.18	143	16270	661	832	44.27	55.73
4	18	2013	5	17	1491	9.16	144	16270	514	977	34.47	65.53
7	26	2013	6	14	1490	9.16	145	16270	608	882	40.81	59.19
10	31	2013	5	17	1490	9.16	146	16270	559	931	37.52	62.48
5	30	2013	5	17	1489	9.15	147	16270	515	974	34.59	65.41
7	28	2013	1	14	1489	9.15	148	16270	826	663	55.47	44.53
8	6	2013	3	17	1489	9.15	149	16270	510	979	34.25	65.75
5	31	2013	6	16	1488	9.15	150	16270	573	915	38.51	61.49
9	5	2013	5	17	1488	9.15	151	16270	517	971	34.74	65.26
4	5	2013	6	17	1487	9.14	152	16270	542	945	36.45	63.55
7	19	2013	6	15	1487	9.14	153	16270	583	904	39.21	60.79
6	11	2013	3	17	1486	9.13	154	16270	529	957	35.60	64.40
8	28	2013	4	17	1486	9.13	155	16270	525	961	35.33	64.67
8	31	2013	7	16	1486	9.13	156	16270	654	832	44.01	55.99
6	3	2013	2	17	1485	9.13	157	16270	509	976	34.28	65.72
8	7	2013	4	16	1485	9.13	158	16270	549	936	36.97	63.03
8	8	2013	5	18	1485	9.13	159	16270	547	938	36.84	63.16
9	1	2013	1	14	1485	9.13	160	16270	637	848	42.90	57.10
8	14	2013	4	17	1484	9.12	161	16270	543	941	36.59	63.41
8	15	2013	5	17	1484	9.12	162	16270	548	936	36.93	63.07
8	15	2013	5	18	1484	9.12	163	16270	542	942	36.52	63.48
9	6	2013	6	16	1484	9.12	164	16270	553	931	37.26	62.74
6	16	2013	1	13	1483	9.11	165	16270	792	691	53.41	46.59
7	23	2013	3	16	1481	9.10	166	16270	549	932	37.07	62.93
8	3	2013	7	12	1481	9.10	167	16270	652	829	44.02	55.98
10	28	2013	2	17	1481	9.10	168	16270	507	974	34.23	65.77
9	27	2013	6	16	1480	9.10	169	16270	561	919	37.91	62.09
10	16	2013	4	17	1480	9.10	170	16270	546	934	36.89	63.11
7	20	2013	7	15	1479	9.09	171	16270	614	865	41.51	58.49
10	25	2013	6	16	1479	9.09	172	16270	562	917	38.00	62.00
11	4	2013	2	17	1479	9.09	173	16270	536	943	36.24	63.76
3	13	2013	4	17	1478	9.08	174	16270	494	984	33.42	66.58
3	14	2013	5	17	1478	9.08	175	16270	503	975	34.03	65.97
8	18	2013	1	13	1478	9.08	176	16270	773	705	52.30	47.70


MO	DY	YR	DAY OF WK	HR	HR VOL	PERCENT OF AADT	HOUR NUMBER	AADT	NORTH VOLUME	SOUTH VOLUME	PERCENT NORTH IS OF TOTAL VOLUME	PERCENT SOUTH IS OF TOTAL VOLUME
5	10	2013	6	18	1477	9.08	177	16270	569	908	38.52	61.48
7	31	2013	4	16	1477	9.08	178	16270	554	923	37.51	62.49
9	17	2013	3	17	1477	9.08	179	16270	528	949	35.75	64.25
8	16	2013	6	14	1476	9.07	180	16270	589	887	39.91	60.09
7	21	2013	1	13	1475	9.07	181	16270	784	691	53.15	46.85
9	26	2013	5	17	1475	9.07	182	16270	550	925	37.29	62.71
11	20	2013	4	17	1475	9.07	183	16270	546	929	37.02	62.98
5	3	2013	6	15	1474	9.06	184	16270	578	896	39.21	60.79
10	15	2013	3	17	1474	9.06	185	16270	552	922	37.45	62.55
4	5	2013	6	16	1473	9.05	186	16270	577	896	39.17	60.83
7	27	2013	7	12	1473	9.05	187	16270	655	818	44.47	55.53
9	20	2013	6	18	1473	9.05	188	16270	574	899	38.97	61.03
7	30	2013	3	16	1472	9.05	189	16270	551	921	37.43	62.57
11	14	2013	5	17	1471	9.04	190	16270	518	953	35.21	64.79
5	10	2013	6	16	1470	9.04	191	16270	540	930	36.73	63.27
8	4	2013	1	15	1470	9.04	192	16270	773	697	52.59	47.41
4	22	2013	2	17	1469	9.03	193	16270	538	931	36.62	63.38
8	9	2013	6	15	1469	9.03	194	16270	580	889	39.48	60.52
1	18	2013	6	17	1467	9.02	195	16270	477	990	32.52	67.48
8	3	2013	7	15	1467	9.02	196	16270	678	789	46.22	53.78
8	6	2013	3	16	1467	9.02	197	16270	547	920	37.29	62.71
8	15	2013	5	16	1467	9.02	198	16270	516	951	35.17	64.83
2	15	2013	6	17	1466	9.01	199	16270	573	893	39.09	60.91
7	25	2013	5	18	1465	9.00	200	16270	545	920	37.20	62.80

SR 007 MP 58.20 TACOMA/38TH ST ADC SITE R090
K FOR PEAK 200 HOURS OF 2013

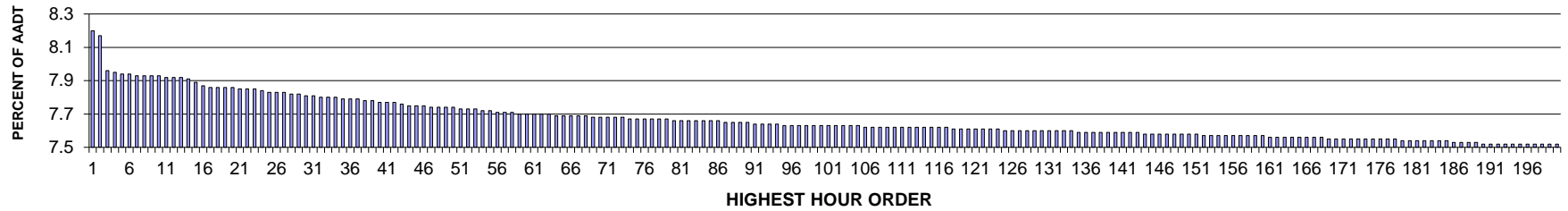


AADT= 0 K 30 FACTOR= 0.00 K 100 FACTOR= 0.00 K 200 FACTOR= 0.00 D 30 FACTOR= 0.00

SR 007 MP 58.20 TACOMA/38TH ST ADC SITE R090
D % IN THE PEAK 200 HOURS OF 2013

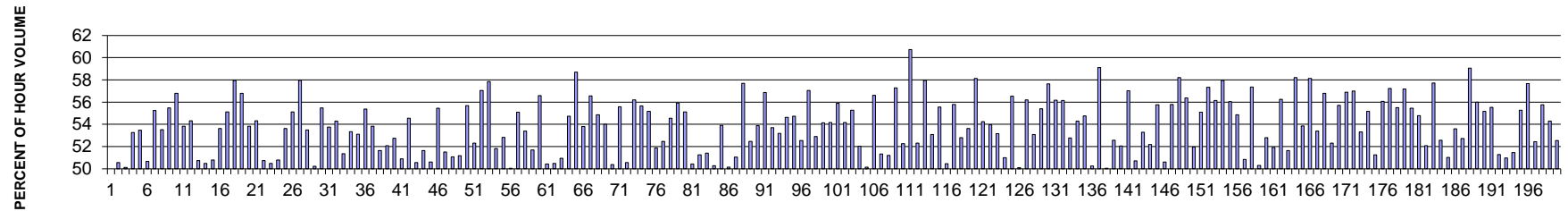


**SR 005 MP 119.36 DUPONT ADC SITE R091
K FOR PEAK 200 HOURS OF 2013**



AADT= 119933 K 30 FACTOR= 7.81 K 100 FACTOR= 7.63 K 200 FACTOR= 7.52 D 30 FACTOR= 55.48

**SR 005 MP 119.396 DUPONT ADC SITE R091
D % IN THE PEAK 200 HOURS OF 2013**



MO	DY	YR	DAY OF WK	HR	HR VOL	PERCENT OF AADT	HOUR NUMBER	AADT	NORTH VOLUME	SOUTH VOLUME	PERCENT NORTH IS OF TOTAL VOLUME	PERCENT SOUTH IS OF TOTAL VOLUME
8	17	2013	7	12	9830	8.20	1	119933	4915	4915	50.00	50.00
8	17	2013	7	13	9799	8.17	2	119933	4953	4846	50.55	49.45
10	11	2013	6	15	9541	7.96	3	119933	4759	4782	49.88	50.12
6	7	2013	6	15	9535	7.95	4	119933	4458	5077	46.75	53.25
8	3	2013	7	12	9525	7.94	5	119933	4431	5094	46.52	53.48
8	17	2013	7	14	9523	7.94	6	119933	4824	4699	50.66	49.34
8	22	2013	5	16	9516	7.93	7	119933	4258	5258	44.75	55.25
11	30	2013	7	14	9516	7.93	8	119933	5094	4422	53.53	46.47
3	1	2013	6	16	9512	7.93	9	119933	4236	5276	44.53	55.47
2	14	2013	5	16	9505	7.93	10	119933	4108	5397	43.22	56.78
7	21	2013	1	13	9503	7.92	11	119933	5115	4388	53.83	46.17
5	31	2013	6	15	9497	7.92	12	119933	4338	5159	45.68	54.32

MO	DY	YR	DAY OF WK	HR	HR VOL	PERCENT OF AADT	HOUR NUMBER	AADT	NORTH VOLUME	SOUTH VOLUME	PERCENT NORTH IS OF TOTAL VOLUME	PERCENT SOUTH IS OF TOTAL VOLUME
8	10	2013	7	12	9493	7.92	13	119933	4677	4816	49.27	50.73
7	27	2013	7	12	9483	7.91	14	119933	4696	4787	49.52	50.48
7	28	2013	1	14	9460	7.89	15	119933	4804	4656	50.78	49.22
7	27	2013	7	11	9441	7.87	16	119933	4378	5063	46.37	53.63
6	20	2013	5	16	9432	7.86	17	119933	4233	5199	44.88	55.12
3	26	2013	3	17	9431	7.86	18	119933	3967	5464	42.06	57.94
3	1	2013	6	15	9426	7.86	19	119933	4383	5043	46.50	53.50
8	18	2013	1	13	9421	7.86	20	119933	4731	4690	50.22	49.78
11	27	2013	4	12	9415	7.85	21	119933	4192	5223	44.52	55.48
8	1	2013	5	16	9414	7.85	22	119933	4353	5061	46.24	53.76
10	25	2013	6	15	9411	7.85	23	119933	4301	5110	45.70	54.30
11	28	2013	5	12	9408	7.84	24	119933	4832	4576	51.36	48.64
3	22	2013	6	15	9395	7.83	25	119933	4383	5012	46.65	53.35
8	25	2013	1	13	9393	7.83	26	119933	4990	4403	53.12	46.88
3	15	2013	6	15	9389	7.83	27	119933	4190	5199	44.63	55.37
12	26	2013	5	13	9383	7.82	28	119933	4331	5052	46.16	53.84
8	10	2013	7	13	9374	7.82	29	119933	4842	4532	51.65	48.35
7	28	2013	1	13	9368	7.81	30	119933	4880	4488	52.09	47.91
8	11	2013	1	13	9364	7.81	31	119933	4940	4424	52.76	47.24
7	19	2013	6	14	9356	7.80	32	119933	4594	4762	49.10	50.90
10	18	2013	6	15	9355	7.80	33	119933	4251	5104	45.44	54.56
8	24	2013	7	12	9352	7.80	34	119933	4623	4729	49.43	50.57
11	30	2013	7	13	9344	7.79	35	119933	4825	4519	51.64	48.36
8	23	2013	6	14	9343	7.79	36	119933	4615	4728	49.40	50.60
8	7	2013	4	16	9340	7.79	37	119933	4162	5178	44.56	55.44
6	22	2013	7	12	9335	7.78	38	119933	4526	4809	48.48	51.52
6	15	2013	7	12	9331	7.78	39	119933	4565	4766	48.92	51.08
3	31	2013	1	14	9322	7.77	40	119933	4771	4551	51.18	48.82
3	27	2013	4	16	9317	7.77	41	119933	4129	5188	44.32	55.68
9	13	2013	6	15	9315	7.77	42	119933	4441	4874	47.68	52.32
10	30	2013	4	17	9308	7.76	43	119933	3999	5309	42.96	57.04
4	9	2013	3	17	9297	7.75	44	119933	3918	5379	42.14	57.86
8	18	2013	1	12	9294	7.75	45	119933	4816	4478	51.82	48.18
8	4	2013	1	13	9292	7.75	46	119933	4908	4384	52.82	47.18
6	21	2013	6	14	9285	7.74	47	119933	4639	4646	49.96	50.04
8	2	2013	6	12	9283	7.74	48	119933	4169	5114	44.91	55.09
8	1	2013	5	15	9278	7.74	49	119933	4325	4953	46.62	53.38
10	11	2013	6	14	9278	7.74	50	119933	4482	4796	48.31	51.69
2	14	2013	5	17	9271	7.73	51	119933	4025	5246	43.41	56.59
8	24	2013	7	15	9267	7.73	52	119933	4594	4673	49.57	50.43
6	16	2013	1	14	9266	7.73	53	119933	4677	4589	50.47	49.53

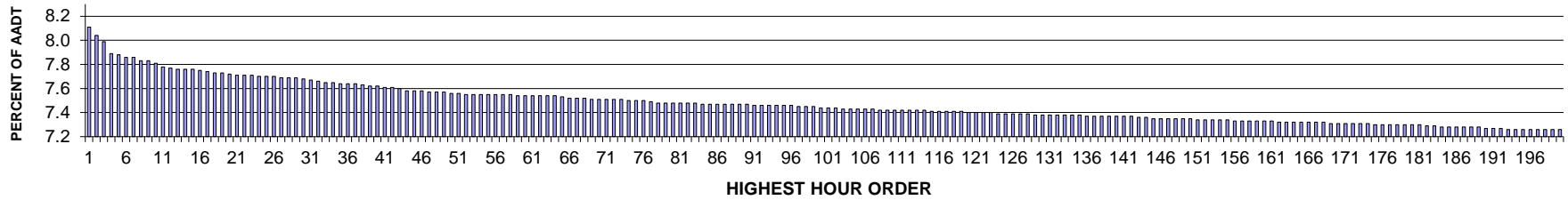
MO	DY	YR	DAY OF WK	HR	HR VOL	PERCENT OF AADT	HOUR NUMBER	AADT	NORTH VOLUME	SOUTH VOLUME	PERCENT NORTH IS OF TOTAL VOLUME	PERCENT SOUTH IS OF TOTAL VOLUME
2	18	2013	2	16	9262	7.72	54	119933	4719	4543	50.95	49.05
8	3	2013	7	11	9253	7.72	55	119933	4189	5064	45.27	54.73
3	14	2013	5	16	9247	7.71	56	119933	3819	5428	41.30	58.70
9	27	2013	6	15	9245	7.71	57	119933	4270	4975	46.19	53.81
4	24	2013	4	8	9244	7.71	58	119933	5229	4015	56.57	43.43
2	20	2013	4	8	9238	7.70	59	119933	5067	4171	54.85	45.15
8	17	2013	7	11	9237	7.70	60	119933	4248	4989	45.99	54.01
8	24	2013	7	13	9236	7.70	61	119933	4583	4653	49.62	50.38
7	31	2013	4	16	9234	7.70	62	119933	4102	5132	44.42	55.58
12	26	2013	5	15	9233	7.70	63	119933	4566	4667	49.45	50.55
3	14	2013	5	17	9228	7.69	64	119933	4041	5187	43.79	56.21
7	30	2013	3	16	9224	7.69	65	119933	4090	5134	44.34	55.66
7	9	2013	3	16	9219	7.69	66	119933	4134	5085	44.84	55.16
5	11	2013	7	14	9217	7.69	67	119933	4436	4781	48.13	51.87
8	8	2013	5	15	9217	7.69	68	119933	4382	4835	47.54	52.46
9	20	2013	6	15	9216	7.68	69	119933	4189	5027	45.45	54.55
7	10	2013	4	16	9215	7.68	70	119933	4062	5153	44.08	55.92
7	23	2013	3	16	9212	7.68	71	119933	4134	5078	44.88	55.12
8	9	2013	6	13	9210	7.68	72	119933	4645	4565	50.43	49.57
12	26	2013	5	14	9205	7.68	73	119933	4487	4718	48.75	51.25
8	24	2013	7	14	9204	7.67	74	119933	4473	4731	48.60	51.40
8	10	2013	7	15	9203	7.67	75	119933	4576	4627	49.72	50.28
5	3	2013	6	14	9201	7.67	76	119933	4242	4959	46.10	53.90
6	22	2013	7	13	9198	7.67	77	119933	4612	4586	50.14	49.86
8	10	2013	7	14	9196	7.67	78	119933	4695	4501	51.05	48.95
4	2	2013	3	17	9194	7.67	79	119933	3890	5304	42.31	57.69
8	16	2013	6	12	9192	7.66	80	119933	4370	4822	47.54	52.46
7	20	2013	7	11	9190	7.66	81	119933	4239	4951	46.13	53.87
5	9	2013	5	16	9187	7.66	82	119933	3962	5225	43.13	56.87
10	11	2013	6	16	9185	7.66	83	119933	4252	4933	46.29	53.71
7	18	2013	5	15	9184	7.66	84	119933	4300	4884	46.82	53.18
6	27	2013	5	16	9181	7.66	85	119933	4165	5016	45.37	54.63
11	30	2013	7	15	9181	7.66	86	119933	5026	4155	54.74	45.26
5	17	2013	6	15	9180	7.65	87	119933	4358	4822	47.47	52.53
5	16	2013	5	8	9173	7.65	88	119933	5232	3941	57.04	42.96
8	22	2013	5	15	9173	7.65	89	119933	4321	4852	47.11	52.89
6	14	2013	6	12	9169	7.65	90	119933	4205	4964	45.86	54.14
8	6	2013	3	8	9167	7.64	91	119933	4966	4201	54.17	45.83
2	26	2013	3	8	9165	7.64	92	119933	5121	4044	55.88	44.12
6	19	2013	4	16	9163	7.64	93	119933	4200	4963	45.84	54.16
7	24	2013	4	16	9159	7.64	94	119933	4097	5062	44.73	55.27

MO	DY	YR	DAY OF WK	HR	HR VOL	PERCENT OF AADT	HOUR NUMBER	AADT	NORTH VOLUME	SOUTH VOLUME	PERCENT NORTH IS OF TOTAL VOLUME	PERCENT SOUTH IS OF TOTAL VOLUME
2	15	2013	6	15	9156	7.63	95	119933	4392	4764	47.97	52.03
7	12	2013	6	14	9155	7.63	96	119933	4590	4565	50.14	49.86
9	19	2013	5	16	9154	7.63	97	119933	3972	5182	43.39	56.61
7	5	2013	6	15	9153	7.63	98	119933	4454	4699	48.66	51.34
8	2	2013	6	13	9153	7.63	99	119933	4466	4687	48.79	51.21
3	7	2013	5	17	9150	7.63	100	119933	3908	5242	42.71	57.29
7	5	2013	6	13	9150	7.63	101	119933	4367	4783	47.73	52.27
1	22	2013	3	17	9146	7.63	102	119933	3591	5555	39.26	60.74
5	25	2013	7	13	9146	7.63	103	119933	4361	4785	47.68	52.32
10	24	2013	5	16	9146	7.63	104	119933	3845	5301	42.04	57.96
7	14	2013	1	14	9145	7.63	105	119933	4855	4290	53.09	46.91
6	5	2013	4	8	9144	7.62	106	119933	5080	4064	55.56	44.44
8	11	2013	1	14	9142	7.62	107	119933	4529	4613	49.54	50.46
2	27	2013	4	8	9139	7.62	108	119933	5098	4041	55.78	44.22
3	22	2013	6	14	9139	7.62	109	119933	4314	4825	47.20	52.80
7	29	2013	2	16	9138	7.62	110	119933	4237	4901	46.37	53.63
2	12	2013	3	17	9137	7.62	111	119933	3826	5311	41.87	58.13
3	30	2013	7	12	9137	7.62	112	119933	4180	4957	45.75	54.25
12	24	2013	3	13	9137	7.62	113	119933	4206	4931	46.03	53.97
8	23	2013	6	12	9136	7.62	114	119933	4280	4856	46.85	53.15
7	28	2013	1	15	9134	7.62	115	119933	4476	4658	49.00	51.00
4	17	2013	4	8	9133	7.62	116	119933	5163	3970	56.53	43.47
8	23	2013	6	13	9133	7.62	117	119933	4557	4576	49.90	50.10
4	11	2013	5	16	9130	7.61	118	119933	4000	5130	43.81	56.19
3	8	2013	6	15	9128	7.61	119	119933	4283	4845	46.92	53.08
8	19	2013	2	16	9127	7.61	120	119933	4072	5055	44.61	55.39
3	8	2013	6	16	9126	7.61	121	119933	3866	5260	42.36	57.64
6	11	2013	3	8	9126	7.61	122	119933	5127	3999	56.18	43.82
5	14	2013	3	8	9122	7.61	123	119933	5121	4001	56.14	43.86
6	28	2013	6	12	9121	7.61	124	119933	4307	4814	47.22	52.78
6	13	2013	5	16	9120	7.60	125	119933	4170	4950	45.72	54.28
5	25	2013	7	12	9119	7.60	126	119933	4125	4994	45.24	54.76
7	19	2013	6	13	9118	7.60	127	119933	4535	4583	49.74	50.26
4	16	2013	3	17	9117	7.60	128	119933	3727	5390	40.88	59.12
8	31	2013	7	12	9117	7.60	129	119933	4554	4563	49.95	50.05
6	14	2013	6	13	9113	7.60	130	119933	4322	4791	47.43	52.57
7	14	2013	1	13	9113	7.60	131	119933	4744	4369	52.06	47.94
5	15	2013	4	8	9111	7.60	132	119933	5196	3915	57.03	42.97
3	30	2013	7	13	9110	7.60	133	119933	4489	4621	49.28	50.72
6	16	2013	1	15	9109	7.60	134	119933	4853	4256	53.28	46.72
12	24	2013	3	15	9108	7.59	135	119933	4356	4752	47.83	52.17

MO	DY	YR	DAY OF WK	HR	HR VOL	PERCENT OF AADT	HOUR NUMBER	AADT	NORTH VOLUME	SOUTH VOLUME	PERCENT NORTH IS OF TOTAL VOLUME	PERCENT SOUTH IS OF TOTAL VOLUME
2	8	2013	6	15	9107	7.59	136	119933	4029	5078	44.24	55.76
6	28	2013	6	13	9107	7.59	137	119933	4609	4498	50.61	49.39
1	25	2013	6	16	9106	7.59	138	119933	4026	5080	44.21	55.79
4	17	2013	4	17	9106	7.59	139	119933	3806	5300	41.80	58.20
6	18	2013	3	8	9105	7.59	140	119933	5133	3972	56.38	43.62
7	20	2013	7	14	9105	7.59	141	119933	4374	4731	48.04	51.96
12	26	2013	5	12	9104	7.59	142	119933	4088	5016	44.90	55.10
1	31	2013	5	17	9100	7.59	143	119933	3882	5218	42.66	57.34
2	1	2013	6	15	9094	7.58	144	119933	3989	5105	43.86	56.14
4	30	2013	3	8	9094	7.58	145	119933	5270	3824	57.95	42.05
7	2	2013	3	16	9092	7.58	146	119933	3996	5096	43.95	56.05
6	21	2013	6	12	9091	7.58	147	119933	4104	4987	45.14	54.86
6	16	2013	1	13	9088	7.58	148	119933	4620	4468	50.84	49.16
5	2	2013	5	8	9086	7.58	149	119933	5212	3874	57.36	42.64
7	12	2013	6	13	9086	7.58	150	119933	4569	4517	50.29	49.71
6	23	2013	1	14	9085	7.58	151	119933	4796	4289	52.79	47.21
7	27	2013	7	14	9083	7.57	152	119933	4366	4717	48.07	51.93
12	13	2013	6	15	9083	7.57	153	119933	3973	5110	43.74	56.26
7	27	2013	7	13	9080	7.57	154	119933	4390	4690	48.35	51.65
10	25	2013	6	16	9078	7.57	155	119933	3795	5283	41.80	58.20
12	24	2013	3	14	9076	7.57	156	119933	4189	4887	46.15	53.85
3	25	2013	2	17	9075	7.57	157	119933	3799	5276	41.86	58.14
7	12	2013	6	12	9075	7.57	158	119933	4231	4844	46.62	53.38
9	26	2013	5	8	9075	7.57	159	119933	5155	3920	56.80	43.20
7	5	2013	6	14	9074	7.57	160	119933	4327	4747	47.69	52.31
4	22	2013	2	8	9072	7.56	161	119933	5055	4017	55.72	44.28
6	10	2013	2	17	9071	7.56	162	119933	3910	5161	43.10	56.90
12	13	2013	6	16	9071	7.56	163	119933	3901	5170	43.01	56.99
2	15	2013	6	14	9070	7.56	164	119933	4234	4836	46.68	53.32
2	21	2013	5	8	9070	7.56	165	119933	5003	4067	55.16	44.84
6	7	2013	6	14	9070	7.56	166	119933	4421	4649	48.74	51.26
6	10	2013	2	8	9066	7.56	167	119933	5083	3983	56.07	43.93
5	21	2013	3	17	9062	7.56	168	119933	3875	5187	42.76	57.24
6	12	2013	4	8	9060	7.55	169	119933	5028	4032	55.50	44.50
6	11	2013	3	17	9058	7.55	170	119933	3879	5179	42.82	57.18
6	6	2013	5	8	9057	7.55	171	119933	5021	4036	55.44	44.56
5	3	2013	6	15	9056	7.55	172	119933	4095	4961	45.22	54.78
7	28	2013	1	12	9054	7.55	173	119933	4714	4340	52.07	47.93
8	27	2013	3	17	9054	7.55	174	119933	3827	5227	42.27	57.73
3	1	2013	6	14	9052	7.55	175	119933	4293	4759	47.43	52.57
12	28	2013	7	13	9052	7.55	176	119933	4435	4617	48.99	51.01

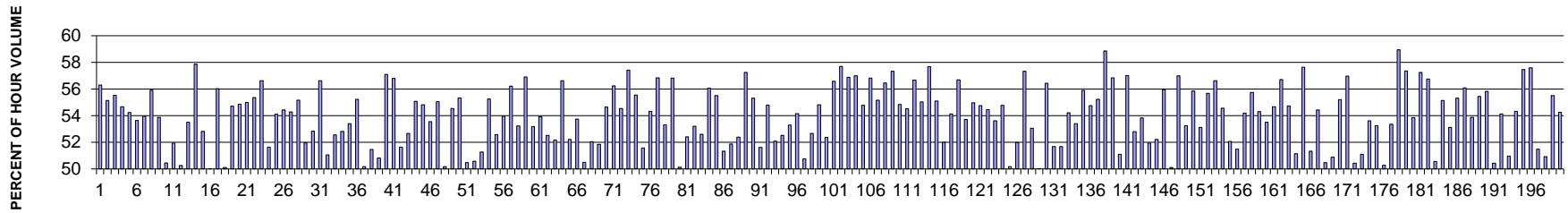
MO	DY	YR	DAY OF WK	HR	HR VOL	PERCENT OF AADT	HOUR NUMBER	AADT	NORTH VOLUME	SOUTH VOLUME	PERCENT NORTH IS OF TOTAL VOLUME	PERCENT SOUTH IS OF TOTAL VOLUME
6	20	2013	5	8	9049	7.55	177	119933	4851	4198	53.61	46.39
7	19	2013	6	12	9049	7.55	178	119933	4278	4771	47.28	52.72
3	18	2013	2	17	9048	7.54	179	119933	3705	5343	40.95	59.05
4	11	2013	5	8	9047	7.54	180	119933	5066	3981	56.00	44.00
7	1	2013	2	16	9045	7.54	181	119933	4054	4991	44.82	55.18
7	16	2013	3	8	9044	7.54	182	119933	5023	4021	55.54	44.46
8	8	2013	5	14	9043	7.54	183	119933	4405	4638	48.71	51.29
8	17	2013	7	15	9042	7.54	184	119933	4610	4432	50.98	49.02
7	20	2013	7	12	9038	7.54	185	119933	4387	4651	48.54	51.46
1	25	2013	6	15	9036	7.53	186	119933	4041	4995	44.72	55.28
2	13	2013	4	17	9029	7.53	187	119933	3822	5207	42.33	57.67
7	3	2013	4	13	9027	7.53	188	119933	4293	4734	47.56	52.44
6	24	2013	2	17	9025	7.53	189	119933	3993	5032	44.24	55.76
7	15	2013	2	16	9024	7.52	190	119933	4124	4900	45.70	54.30
4	26	2013	6	14	9023	7.52	191	119933	4281	4742	47.45	52.55
8	21	2013	4	16	9023	7.52	192	119933	4098	4925	45.42	54.58
1	30	2013	4	17	9022	7.52	193	119933	3675	5347	40.73	59.27
6	15	2013	7	11	9022	7.52	194	119933	4319	4703	47.87	52.13
9	19	2013	5	8	9021	7.52	195	119933	5010	4011	55.54	44.46
3	29	2013	6	16	9019	7.52	196	119933	4244	4775	47.06	52.94
8	16	2013	6	11	9019	7.52	197	119933	4044	4975	44.84	55.16
3	19	2013	3	8	9018	7.52	198	119933	5061	3957	56.12	43.88
5	13	2013	2	8	9018	7.52	199	119933	5105	3913	56.61	43.39
8	3	2013	7	15	9018	7.52	200	119933	4368	4650	48.44	51.56

SR 005 MP 126.76 LAKEWOOD/BRIDGEPORT WAY ADC SITE R092
K FOR PEAK 200 HOURS OF 2013



AADT= 143526 K 30 FACTOR= 7.68 K 100 FACTOR= 7.44 K 200 FACTOR= 7.26 D 30 FACTOR= 52.85

SR 005 MP 126.76 LAKEWOOD/BRIDGEPORT WAY ADC SITE R092
D % IN THE PEAK 200 HOURS OF 2013



MO	DY	YR	DAY OF WK	HR	HR VOL	PERCENT OF AADT	HOUR NUMBER	AADT	NORTH VOLUME	SOUTH VOLUME	PERCENT NORTH IS OF TOTAL VOLUME	PERCENT SOUTH IS OF TOTAL VOLUME
2	14	2013	5	16	11641	8.11	1	143526	6553	5088	56.29	43.71
3	1	2013	6	16	11545	8.04	2	143526	6366	5179	55.14	44.86
2	14	2013	5	17	11474	7.99	3	143526	6370	5104	55.52	44.48
3	1	2013	6	15	11327	7.89	4	143526	6191	5136	54.66	45.34
3	14	2013	5	16	11317	7.88	5	143526	6137	5180	54.23	45.77
3	22	2013	6	15	11288	7.86	6	143526	6055	5233	53.64	46.36
11	1	2013	6	16	11279	7.86	7	143526	6085	5194	53.95	46.05
3	14	2013	5	17	11245	7.83	8	143526	6287	4958	55.91	44.09
3	8	2013	6	16	11244	7.83	9	143526	6058	5186	53.88	46.12
8	17	2013	7	12	11216	7.81	10	143526	5557	5659	49.55	50.45
8	17	2013	7	13	11160	7.78	11	143526	5795	5365	51.93	48.07
8	10	2013	7	12	11148	7.77	12	143526	5603	5545	50.26	49.74

MO	DY	YR	DAY OF WK	HR	HR VOL	PERCENT OF AADT	HOUR NUMBER	AADT	NORTH VOLUME	SOUTH VOLUME	PERCENT NORTH IS OF TOTAL VOLUME	PERCENT SOUTH IS OF TOTAL VOLUME
8	29	2013	5	16	11141	7.76	13	143526	5960	5181	53.50	46.50
3	7	2013	5	17	11136	7.76	14	143526	6444	4692	57.87	42.13
9	13	2013	6	15	11136	7.76	15	143526	5882	5254	52.82	47.18
10	11	2013	6	14	11121	7.75	16	143526	5563	5558	50.02	49.98
1	31	2013	5	17	11105	7.74	17	143526	6221	4884	56.02	43.98
2	15	2013	6	14	11097	7.73	18	143526	5535	5562	49.88	50.12
1	25	2013	6	16	11090	7.73	19	143526	6068	5022	54.72	45.28
3	22	2013	6	16	11076	7.72	20	143526	6076	5000	54.86	45.14
12	19	2013	5	16	11073	7.71	21	143526	6089	4984	54.99	45.01
8	1	2013	5	16	11071	7.71	22	143526	6129	4942	55.36	44.64
3	1	2013	6	17	11068	7.71	23	143526	6268	4800	56.63	43.37
8	10	2013	7	13	11049	7.70	24	143526	5705	5344	51.63	48.37
8	28	2013	4	16	11047	7.70	25	143526	5978	5069	54.11	45.89
10	18	2013	6	16	11045	7.70	26	143526	6012	5033	54.43	45.57
3	21	2013	5	16	11043	7.69	27	143526	5993	5050	54.27	45.73
12	13	2013	6	16	11043	7.69	28	143526	6092	4951	55.17	44.83
10	18	2013	6	15	11042	7.69	29	143526	5739	5303	51.97	48.03
10	11	2013	6	15	11018	7.68	30	143526	5823	5195	52.85	47.15
2	26	2013	3	17	11006	7.67	31	143526	6233	4773	56.63	43.37
8	3	2013	7	12	10993	7.66	32	143526	5380	5613	48.94	51.06
8	1	2013	5	15	10986	7.65	33	143526	5775	5211	52.57	47.43
2	8	2013	6	15	10983	7.65	34	143526	5802	5181	52.83	47.17
10	11	2013	6	16	10971	7.64	35	143526	5858	5113	53.40	46.60
11	8	2013	6	16	10969	7.64	36	143526	6057	4912	55.22	44.78
11	27	2013	4	12	10966	7.64	37	143526	5462	5504	49.81	50.19
11	8	2013	6	15	10951	7.63	38	143526	5635	5316	51.46	48.54
11	1	2013	6	15	10937	7.62	39	143526	5558	5379	50.82	49.18
2	27	2013	4	17	10935	7.62	40	143526	6243	4692	57.09	42.91
2	8	2013	6	17	10923	7.61	41	143526	6204	4719	56.80	43.20
2	1	2013	6	15	10917	7.61	42	143526	5636	5281	51.63	48.37
1	25	2013	6	15	10909	7.60	43	143526	5746	5163	52.67	47.33
8	1	2013	5	17	10876	7.58	44	143526	5989	4887	55.07	44.93
10	24	2013	5	16	10876	7.58	45	143526	5962	4914	54.82	45.18
9	27	2013	6	15	10874	7.58	46	143526	5822	5052	53.54	46.46
11	30	2013	7	14	10867	7.57	47	143526	5983	4884	55.06	44.94
1	18	2013	6	15	10866	7.57	48	143526	5412	5454	49.81	50.19
8	22	2013	5	16	10858	7.57	49	143526	5921	4937	54.53	45.47
9	13	2013	6	16	10854	7.56	50	143526	6005	4849	55.33	44.67
3	29	2013	6	13	10847	7.56	51	143526	5477	5370	50.49	49.51
8	3	2013	7	13	10841	7.55	52	143526	5356	5485	49.41	50.59
8	18	2013	1	13	10840	7.55	53	143526	5558	5282	51.27	48.73


MO	DY	YR	DAY OF WK	HR	HR VOL	PERCENT OF AADT	HOUR NUMBER	AADT	NORTH VOLUME	SOUTH VOLUME	PERCENT NORTH IS OF TOTAL VOLUME	PERCENT SOUTH IS OF TOTAL VOLUME
10	25	2013	6	16	10840	7.55	54	143526	5989	4851	55.25	44.75
11	30	2013	7	13	10837	7.55	55	143526	5699	5138	52.59	47.41
2	13	2013	4	16	10835	7.55	56	143526	5846	4989	53.95	46.05
3	21	2013	5	17	10830	7.55	57	143526	6088	4742	56.21	43.79
12	13	2013	6	15	10830	7.55	58	143526	5764	5066	53.22	46.78
10	15	2013	3	17	10822	7.54	59	143526	6158	4664	56.90	43.10
8	17	2013	7	14	10819	7.54	60	143526	5755	5064	53.19	46.81
8	20	2013	3	16	10819	7.54	61	143526	5833	4986	53.91	46.09
10	25	2013	6	15	10819	7.54	62	143526	5683	5136	52.53	47.47
8	10	2013	7	14	10818	7.54	63	143526	5644	5174	52.17	47.83
3	26	2013	3	17	10817	7.54	64	143526	6125	4692	56.62	43.38
12	26	2013	5	15	10811	7.53	65	143526	5646	5165	52.22	47.78
10	17	2013	5	16	10796	7.52	66	143526	5802	4994	53.74	46.26
8	24	2013	7	12	10792	7.52	67	143526	5450	5342	50.50	49.50
3	22	2013	6	14	10787	7.52	68	143526	5615	5172	52.05	47.95
2	18	2013	2	16	10785	7.51	69	143526	5593	5192	51.86	48.14
3	7	2013	5	16	10781	7.51	70	143526	5892	4889	54.65	45.35
9	20	2013	6	16	10780	7.51	71	143526	6062	4718	56.23	43.77
9	19	2013	5	16	10777	7.51	72	143526	5877	4900	54.53	45.47
2	12	2013	3	17	10775	7.51	73	143526	6187	4588	57.42	42.58
1	17	2013	5	17	10767	7.50	74	143526	5980	4787	55.54	44.46
12	26	2013	5	13	10767	7.50	75	143526	5554	5213	51.58	48.42
11	26	2013	3	16	10763	7.50	76	143526	5846	4917	54.32	45.68
10	24	2013	5	17	10754	7.49	77	143526	6111	4643	56.83	43.17
3	26	2013	3	16	10738	7.48	78	143526	5724	5014	53.31	46.69
2	1	2013	6	17	10737	7.48	79	143526	6100	4637	56.81	43.19
8	2	2013	6	12	10736	7.48	80	143526	5354	5382	49.87	50.13
12	24	2013	3	15	10733	7.48	81	143526	5626	5107	52.42	47.58
12	30	2013	2	16	10731	7.48	82	143526	5709	5022	53.20	46.80
8	21	2013	4	16	10730	7.48	83	143526	5645	5085	52.61	47.39
2	13	2013	4	17	10727	7.47	84	143526	6015	4712	56.07	43.93
3	27	2013	4	17	10723	7.47	85	143526	5951	4772	55.50	44.50
2	15	2013	6	13	10722	7.47	86	143526	5217	5505	48.66	51.34
11	22	2013	6	15	10721	7.47	87	143526	5562	5159	51.88	48.12
8	2	2013	6	13	10720	7.47	88	143526	5617	5103	52.40	47.60
1	22	2013	3	17	10718	7.47	89	143526	6136	4582	57.25	42.75
1	4	2013	6	16	10715	7.47	90	143526	5927	4788	55.31	44.69
10	18	2013	6	14	10714	7.46	91	143526	5185	5529	48.39	51.61
8	22	2013	5	17	10713	7.46	92	143526	5871	4842	54.80	45.20
12	26	2013	5	14	10713	7.46	93	143526	5580	5133	52.09	47.91
3	1	2013	6	14	10712	7.46	94	143526	5626	5086	52.52	47.48

MO	DY	YR	DAY OF WK	HR	HR VOL	PERCENT OF AADT	HOUR NUMBER	AADT	NORTH VOLUME	SOUTH VOLUME	PERCENT NORTH IS OF TOTAL VOLUME	PERCENT SOUTH IS OF TOTAL VOLUME
9	20	2013	6	15	10711	7.46	95	143526	5708	5003	53.29	46.71
8	25	2013	1	13	10705	7.46	96	143526	5797	4908	54.15	45.85
8	23	2013	6	12	10698	7.45	97	143526	5267	5431	49.23	50.77
8	4	2013	1	13	10696	7.45	98	143526	5635	5061	52.68	47.32
2	26	2013	3	16	10694	7.45	99	143526	5862	4832	54.82	45.18
8	6	2013	3	16	10685	7.44	100	143526	5596	5089	52.37	47.63
11	13	2013	4	17	10679	7.44	101	143526	6041	4638	56.57	43.43
10	9	2013	4	17	10674	7.44	102	143526	6159	4515	57.70	42.30
2	1	2013	6	16	10669	7.43	103	143526	6068	4601	56.88	43.12
1	25	2013	6	17	10666	7.43	104	143526	6079	4587	56.99	43.01
3	25	2013	2	16	10666	7.43	105	143526	5843	4823	54.78	45.22
2	19	2013	3	17	10664	7.43	106	143526	6058	4606	56.81	43.19
11	14	2013	5	16	10658	7.43	107	143526	5879	4779	55.16	44.84
10	3	2013	5	17	10656	7.42	108	143526	6015	4641	56.45	43.55
3	25	2013	2	17	10653	7.42	109	143526	6107	4546	57.33	42.67
8	7	2013	4	16	10653	7.42	110	143526	5842	4811	54.84	45.16
8	27	2013	3	16	10652	7.42	111	143526	5808	4844	54.52	45.48
1	16	2013	4	17	10649	7.42	112	143526	6035	4614	56.67	43.33
2	21	2013	5	17	10647	7.42	113	143526	5860	4787	55.04	44.96
10	30	2013	4	17	10644	7.42	114	143526	6138	4506	57.67	42.33
9	18	2013	4	16	10641	7.41	115	143526	5863	4778	55.10	44.90
12	27	2013	6	15	10636	7.41	116	143526	5531	5105	52.00	48.00
9	26	2013	5	16	10633	7.41	117	143526	5756	4877	54.13	45.87
10	25	2013	6	17	10630	7.41	118	143526	6025	4605	56.68	43.32
12	19	2013	5	15	10629	7.41	119	143526	5711	4918	53.73	46.27
3	27	2013	4	16	10619	7.40	120	143526	5836	4783	54.96	45.04
8	26	2013	2	16	10619	7.40	121	143526	5814	4805	54.75	45.25
2	27	2013	4	16	10615	7.40	122	143526	5781	4834	54.46	45.54
12	23	2013	2	16	10614	7.40	123	143526	5691	4923	53.62	46.38
8	5	2013	2	16	10611	7.39	124	143526	5812	4799	54.77	45.23
12	24	2013	3	14	10608	7.39	125	143526	5286	5322	49.83	50.17
3	31	2013	1	14	10605	7.39	126	143526	5513	5092	51.98	48.02
2	11	2013	2	17	10604	7.39	127	143526	6078	4526	57.32	42.68
10	3	2013	5	16	10602	7.39	128	143526	5624	4978	53.05	46.95
2	8	2013	6	16	10598	7.38	129	143526	5302	5296	50.03	49.97
2	7	2013	5	17	10595	7.38	130	143526	5979	4616	56.43	43.57
8	15	2013	5	16	10594	7.38	131	143526	5475	5119	51.68	48.32
8	22	2013	5	15	10592	7.38	132	143526	5475	5117	51.69	48.31
8	19	2013	2	16	10591	7.38	133	143526	5741	4850	54.21	45.79
8	10	2013	7	15	10589	7.38	134	143526	5655	4934	53.40	46.60
9	26	2013	5	17	10586	7.38	135	143526	5915	4671	55.88	44.12

MO	DY	YR	DAY OF WK	HR	HR VOL	PERCENT OF AADT	HOUR NUMBER	AADT	NORTH VOLUME	SOUTH VOLUME	PERCENT NORTH IS OF TOTAL VOLUME	PERCENT SOUTH IS OF TOTAL VOLUME
1	31	2013	5	16	10585	7.37	136	143526	5795	4790	54.75	45.25
12	6	2013	6	15	10584	7.37	137	143526	5845	4739	55.22	44.78
9	4	2013	4	17	10583	7.37	138	143526	6229	4354	58.86	41.14
8	27	2013	3	17	10580	7.37	139	143526	6013	4567	56.83	43.17
8	24	2013	7	14	10578	7.37	140	143526	5405	5173	51.10	48.90
1	29	2013	3	17	10576	7.37	141	143526	6029	4547	57.01	42.99
9	12	2013	5	16	10573	7.37	142	143526	5581	4992	52.79	47.21
1	24	2013	5	16	10557	7.36	143	143526	5683	4874	53.83	46.17
8	11	2013	1	13	10557	7.36	144	143526	5484	5073	51.95	48.05
8	11	2013	1	14	10555	7.35	145	143526	5512	5043	52.22	47.78
8	28	2013	4	17	10555	7.35	146	143526	5905	4650	55.95	44.05
10	11	2013	6	13	10548	7.35	147	143526	5286	5262	50.11	49.89
11	21	2013	5	17	10545	7.35	148	143526	6010	4535	56.99	43.01
2	21	2013	5	16	10544	7.35	149	143526	5616	4928	53.26	46.74
11	30	2013	7	15	10542	7.35	150	143526	5888	4654	55.85	44.15
2	18	2013	2	15	10541	7.34	151	143526	5600	4941	53.13	46.87
9	18	2013	4	17	10538	7.34	152	143526	5868	4670	55.68	44.32
3	8	2013	6	17	10535	7.34	153	143526	5966	4569	56.63	43.37
9	4	2013	4	16	10530	7.34	154	143526	5745	4785	54.56	45.44
8	24	2013	7	13	10529	7.34	155	143526	5483	5046	52.08	47.92
10	4	2013	6	15	10524	7.33	156	143526	5418	5106	51.48	48.52
3	8	2013	6	15	10523	7.33	157	143526	5702	4821	54.19	45.81
8	12	2013	2	17	10523	7.33	158	143526	5865	4658	55.74	44.26
9	5	2013	5	16	10522	7.33	159	143526	5713	4809	54.30	45.70
12	30	2013	2	15	10517	7.33	160	143526	5627	4890	53.50	46.50
12	6	2013	6	16	10515	7.33	161	143526	5747	4768	54.66	45.34
12	5	2013	5	17	10513	7.32	162	143526	5962	4551	56.71	43.29
2	22	2013	6	16	10510	7.32	163	143526	5752	4758	54.73	45.27
3	30	2013	7	13	10509	7.32	164	143526	5375	5134	51.15	48.85
1	30	2013	4	17	10507	7.32	165	143526	6054	4453	57.62	42.38
8	1	2013	5	14	10506	7.32	166	143526	5394	5112	51.34	48.66
3	5	2013	3	16	10505	7.32	167	143526	5717	4788	54.42	45.58
10	4	2013	6	14	10501	7.32	168	143526	5302	5199	50.49	49.51
9	27	2013	6	14	10497	7.31	169	143526	5341	5156	50.88	49.12
10	11	2013	6	17	10491	7.31	170	143526	5791	4700	55.20	44.80
1	4	2013	6	17	10489	7.31	171	143526	5976	4513	56.97	43.03
11	8	2013	6	14	10489	7.31	172	143526	5199	5290	49.57	50.43
12	24	2013	3	13	10489	7.31	173	143526	5128	5361	48.89	51.11
8	13	2013	3	16	10486	7.31	174	143526	5622	4864	53.61	46.39
8	5	2013	2	15	10481	7.30	175	143526	5580	4901	53.24	46.76
11	29	2013	6	13	10479	7.30	176	143526	5209	5270	49.71	50.29


MO	DY	YR	DAY OF WK	HR	HR VOL	PERCENT OF AADT	HOUR NUMBER	AADT	NORTH VOLUME	SOUTH VOLUME	PERCENT NORTH IS OF TOTAL VOLUME	PERCENT SOUTH IS OF TOTAL VOLUME
8	14	2013	4	15	10477	7.30	177	143526	5590	4887	53.35	46.65
11	5	2013	3	17	10476	7.30	178	143526	6174	4302	58.93	41.07
2	25	2013	2	17	10475	7.30	179	143526	6007	4468	57.35	42.65
8	3	2013	7	11	10471	7.30	180	143526	4831	5640	46.14	53.86
10	16	2013	4	17	10471	7.30	181	143526	5995	4476	57.25	42.75
10	22	2013	3	17	10465	7.29	182	143526	5939	4526	56.75	43.25
12	27	2013	6	14	10465	7.29	183	143526	5292	5173	50.57	49.43
12	5	2013	5	16	10454	7.28	184	143526	5764	4690	55.14	44.86
2	18	2013	2	17	10450	7.28	185	143526	5551	4899	53.12	46.88
2	19	2013	3	16	10450	7.28	186	143526	5781	4669	55.32	44.68
3	1	2013	6	18	10447	7.28	187	143526	5860	4587	56.09	43.91
11	8	2013	6	17	10444	7.28	188	143526	5626	4818	53.87	46.13
10	17	2013	5	17	10443	7.28	189	143526	5789	4654	55.43	44.57
12	19	2013	5	17	10436	7.27	190	143526	5825	4611	55.82	44.18
2	15	2013	6	12	10435	7.27	191	143526	5173	5262	49.57	50.43
12	27	2013	6	16	10432	7.27	192	143526	5648	4784	54.14	45.86
9	20	2013	6	14	10426	7.26	193	143526	5314	5112	50.97	49.03
10	16	2013	4	16	10426	7.26	194	143526	5664	4762	54.33	45.67
10	8	2013	3	17	10422	7.26	195	143526	5988	4434	57.46	42.54
9	25	2013	4	17	10421	7.26	196	143526	6001	4420	57.59	42.41
11	11	2013	2	16	10419	7.26	197	143526	5364	5055	51.48	48.52
8	30	2013	6	12	10417	7.26	198	143526	5306	5111	50.94	49.06
8	21	2013	4	17	10415	7.26	199	143526	5781	4634	55.51	44.49
10	30	2013	4	16	10413	7.26	200	143526	5649	4764	54.25	45.75

SR 005 MP 226.96 MOUNT VERNON ADC SITE R093
K FOR PEAK 200 HOURS OF 2013

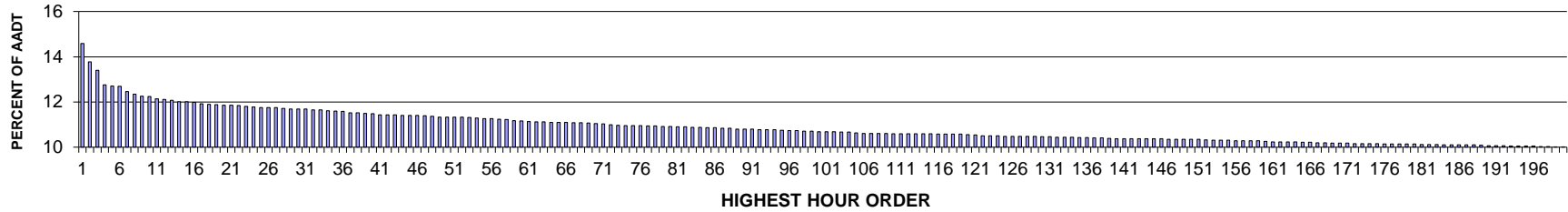


AADT= 0 K 30 FACTOR= 0.00 K 100 FACTOR= 0.00 K 200 FACTOR= 0.00 D 30 FACTOR= 0.00

SR 005 MP 226.96 MOUNT VERNON ADC SITE R093
D % IN THE PEAK 200 HOURS OF 2013

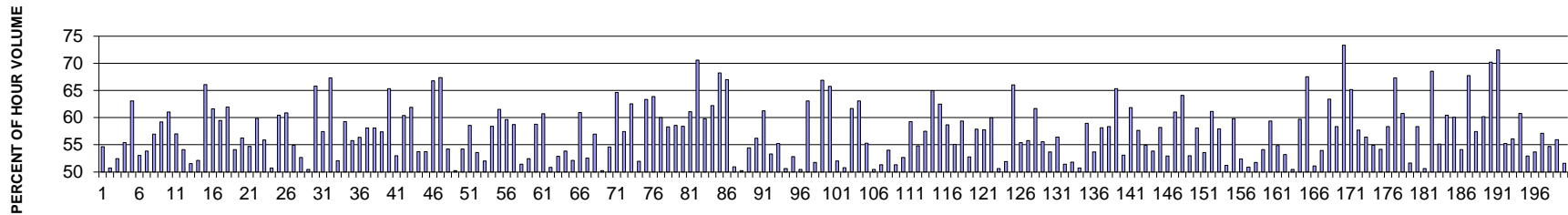


**SR 104 MP 19.48 PORT GAMBLE ADC SITE R095
K FOR PEAK 200 HOURS OF 2013**



AADT= 5304 K 30 FACTOR= 11.69 K 100 FACTOR= 10.69 K 200 FACTOR= 10.01 D 30 FACTOR= 65.81

**SR 104 MP 19.48 PORT GAMBLE ADC SITE R095
D % IN THE PEAK 200 HOURS OF 2013**



MO	DY	YR	DAY OF WK	HR	HR VOL	PERCENT OF AADT	HOUR NUMBER	AADT	EAST VOLUME	WEST VOLUME	PERCENT EAST IS OF TOTAL VOLUME	PERCENT WEST IS OF TOTAL VOLUME
8	4	2013	1	12	774	14.59	1	5304	423	351	54.65	45.35
8	11	2013	1	12	731	13.78	2	5304	371	360	50.75	49.25
7	21	2013	1	12	711	13.40	3	5304	338	373	47.54	52.46
7	28	2013	1	12	677	12.76	4	5304	375	302	55.39	44.61
8	4	2013	1	14	674	12.71	5	5304	425	249	63.06	36.94
8	25	2013	1	12	673	12.69	6	5304	316	357	46.95	53.05
8	11	2013	1	13	661	12.46	7	5304	356	305	53.86	46.14
7	6	2013	7	12	655	12.35	8	5304	282	373	43.05	56.95
8	25	2013	1	13	650	12.25	9	5304	385	265	59.23	40.77
9	1	2013	1	12	649	12.24	10	5304	253	396	38.98	61.02
8	4	2013	1	13	644	12.14	11	5304	367	277	56.99	43.01
7	6	2013	7	14	643	12.12	12	5304	295	348	45.88	54.12

MO	DY	YR	DAY OF WK	HR	HR VOL	PERCENT OF AADT	HOUR NUMBER	AADT	EAST VOLUME	WEST VOLUME	PERCENT EAST IS OF TOTAL VOLUME	PERCENT WEST IS OF TOTAL VOLUME
7	14	2013	1	13	640	12.07	13	5304	330	310	51.56	48.44
7	7	2013	1	12	637	12.01	14	5304	332	305	52.12	47.88
7	28	2013	1	18	637	12.01	15	5304	421	216	66.09	33.91
8	31	2013	7	12	636	11.99	16	5304	244	392	38.36	61.64
8	4	2013	1	16	632	11.92	17	5304	376	256	59.49	40.51
6	2	2013	1	16	631	11.90	18	5304	391	240	61.97	38.03
5	5	2013	1	12	630	11.88	19	5304	289	341	45.87	54.13
7	21	2013	1	13	629	11.86	20	5304	354	275	56.28	43.72
8	18	2013	1	13	629	11.86	21	5304	344	285	54.69	45.31
7	27	2013	7	12	628	11.84	22	5304	252	376	40.13	59.87
7	28	2013	1	14	626	11.80	23	5304	350	276	55.91	44.09
7	26	2013	6	16	625	11.78	24	5304	308	317	49.28	50.72
8	18	2013	1	15	624	11.76	25	5304	377	247	60.42	39.58
9	8	2013	1	16	624	11.76	26	5304	380	244	60.90	39.10
7	20	2013	7	17	623	11.75	27	5304	342	281	54.90	45.10
8	18	2013	1	12	621	11.71	28	5304	327	294	52.66	47.34
6	16	2013	1	13	620	11.69	29	5304	307	313	49.52	50.48
7	20	2013	7	12	620	11.69	30	5304	212	408	34.19	65.81
7	21	2013	1	17	620	11.69	31	5304	356	264	57.42	42.58
6	1	2013	7	12	618	11.65	32	5304	202	416	32.69	67.31
7	19	2013	6	17	618	11.65	33	5304	322	296	52.10	47.90
7	7	2013	1	15	616	11.61	34	5304	365	251	59.25	40.75
7	26	2013	6	18	615	11.60	35	5304	272	343	44.23	55.77
7	28	2013	1	13	614	11.58	36	5304	346	268	56.35	43.65
5	11	2013	7	15	611	11.52	37	5304	355	256	58.10	41.90
7	28	2013	1	16	611	11.52	38	5304	355	256	58.10	41.90
8	25	2013	1	16	610	11.50	39	5304	350	260	57.38	42.62
9	7	2013	7	12	609	11.48	40	5304	211	398	34.65	65.35
6	30	2013	1	12	606	11.43	41	5304	285	321	47.03	52.97
8	11	2013	1	14	606	11.43	42	5304	366	240	60.40	39.60
9	14	2013	7	12	606	11.43	43	5304	231	375	38.12	61.88
6	23	2013	1	12	605	11.41	44	5304	325	280	53.72	46.28
7	6	2013	7	16	605	11.41	45	5304	280	325	46.28	53.72
9	15	2013	1	13	605	11.41	46	5304	404	201	66.78	33.22
5	5	2013	1	18	604	11.39	47	5304	407	197	67.38	32.62
7	6	2013	7	13	603	11.37	48	5304	327	276	54.23	45.77
7	6	2013	7	15	601	11.33	49	5304	299	302	49.75	50.25
7	21	2013	1	14	601	11.33	50	5304	326	275	54.24	45.76
8	10	2013	7	12	601	11.33	51	5304	249	352	41.43	58.57
10	6	2013	1	16	601	11.33	52	5304	322	279	53.58	46.42
9	1	2013	1	14	600	11.31	53	5304	288	312	48.00	52.00

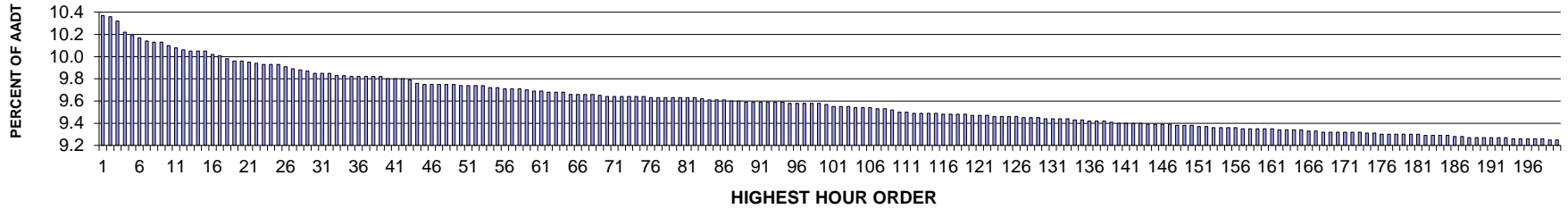
MO	DY	YR	DAY OF WK	HR	HR VOL	PERCENT OF AADT	HOUR NUMBER	AADT	EAST VOLUME	WEST VOLUME	PERCENT EAST IS OF TOTAL VOLUME	PERCENT WEST IS OF TOTAL VOLUME
8	4	2013	1	15	599	11.29	54	5304	350	249	58.43	41.57
6	2	2013	1	15	598	11.27	55	5304	368	230	61.54	38.46
3	30	2013	7	12	597	11.26	56	5304	241	356	40.37	59.63
9	8	2013	1	15	596	11.24	57	5304	350	246	58.72	41.28
9	7	2013	7	16	595	11.22	58	5304	289	306	48.57	51.43
8	10	2013	7	16	593	11.18	59	5304	311	282	52.45	47.55
9	2	2013	2	12	592	11.16	60	5304	348	244	58.78	41.22
5	11	2013	7	12	591	11.14	61	5304	232	359	39.26	60.74
8	9	2013	6	16	590	11.12	62	5304	300	290	50.85	49.15
9	1	2013	1	15	590	11.12	63	5304	312	278	52.88	47.12
6	30	2013	1	14	589	11.10	64	5304	317	272	53.82	46.18
9	1	2013	1	13	589	11.10	65	5304	307	282	52.12	47.88
11	9	2013	7	12	589	11.10	66	5304	230	359	39.05	60.95
7	27	2013	7	17	588	11.09	67	5304	309	279	52.55	47.45
9	13	2013	6	17	588	11.09	68	5304	253	335	43.03	56.97
7	27	2013	7	13	587	11.07	69	5304	295	292	50.26	49.74
7	14	2013	1	12	586	11.05	70	5304	266	320	45.39	54.61
8	3	2013	7	12	585	11.03	71	5304	207	378	35.38	64.62
7	7	2013	1	13	583	10.99	72	5304	335	248	57.46	42.54
7	28	2013	1	17	582	10.97	73	5304	364	218	62.54	37.46
3	31	2013	1	12	581	10.95	74	5304	279	302	48.02	51.98
5	5	2013	1	15	581	10.95	75	5304	368	213	63.34	36.66
7	14	2013	1	15	581	10.95	76	5304	371	210	63.86	36.14
6	16	2013	1	15	580	10.94	77	5304	348	232	60.00	40.00
8	18	2013	1	14	580	10.94	78	5304	338	242	58.28	41.72
6	23	2013	1	16	579	10.92	79	5304	339	240	58.55	41.45
7	20	2013	7	14	579	10.92	80	5304	241	338	41.62	58.38
8	24	2013	7	12	578	10.90	81	5304	225	353	38.93	61.07
8	25	2013	1	19	578	10.90	82	5304	408	170	70.59	29.41
7	14	2013	1	14	577	10.88	83	5304	345	232	59.79	40.21
8	30	2013	6	12	577	10.88	84	5304	218	359	37.78	62.22
9	1	2013	1	18	576	10.86	85	5304	393	183	68.23	31.77
9	15	2013	1	14	576	10.86	86	5304	386	190	67.01	32.99
6	1	2013	7	14	575	10.84	87	5304	282	293	49.04	50.96
6	1	2013	7	16	575	10.84	88	5304	289	286	50.26	49.74
7	5	2013	6	17	573	10.80	89	5304	261	312	45.55	54.45
7	21	2013	1	16	573	10.80	90	5304	322	251	56.20	43.80
8	25	2013	1	15	573	10.80	91	5304	351	222	61.26	38.74
7	21	2013	1	15	572	10.78	92	5304	305	267	53.32	46.68
8	17	2013	7	12	572	10.78	93	5304	256	316	44.76	55.24
9	8	2013	1	12	571	10.77	94	5304	282	289	49.39	50.61

MO	DY	YR	DAY OF WK	HR	HR VOL	PERCENT OF AADT	HOUR NUMBER	AADT	EAST VOLUME	WEST VOLUME	PERCENT EAST IS OF TOTAL VOLUME	PERCENT WEST IS OF TOTAL VOLUME
5	12	2013	1	12	570	10.75	95	5304	301	269	52.81	47.19
7	19	2013	6	19	569	10.73	96	5304	287	282	50.44	49.56
7	20	2013	7	18	569	10.73	97	5304	359	210	63.09	36.91
8	23	2013	6	16	568	10.71	98	5304	274	294	48.24	51.76
8	25	2013	1	18	568	10.71	99	5304	380	188	66.90	33.10
7	5	2013	6	12	567	10.69	100	5304	194	373	34.22	65.78
7	25	2013	5	17	567	10.69	101	5304	272	295	47.97	52.03
7	27	2013	7	16	567	10.69	102	5304	288	279	50.79	49.21
6	2	2013	1	14	566	10.67	103	5304	349	217	61.66	38.34
8	11	2013	1	16	566	10.67	104	5304	357	209	63.07	36.93
3	31	2013	1	13	564	10.63	105	5304	312	252	55.32	44.68
7	19	2013	6	16	563	10.61	106	5304	279	284	49.56	50.44
8	10	2013	7	15	563	10.61	107	5304	274	289	48.67	51.33
9	1	2013	1	16	563	10.61	108	5304	304	259	54.00	46.00
11	30	2013	7	12	563	10.61	109	5304	289	274	51.33	48.67
6	1	2013	7	15	562	10.60	110	5304	266	296	47.33	52.67
7	27	2013	7	18	562	10.60	111	5304	333	229	59.25	40.75
8	3	2013	7	16	562	10.60	112	5304	254	308	45.20	54.80
8	23	2013	6	12	562	10.60	113	5304	239	323	42.53	57.47
8	25	2013	1	17	562	10.60	114	5304	365	197	64.95	35.05
11	29	2013	6	12	562	10.60	115	5304	211	351	37.54	62.46
6	22	2013	7	18	561	10.58	116	5304	329	232	58.65	41.35
8	9	2013	6	17	561	10.58	117	5304	252	309	44.92	55.08
8	11	2013	1	17	561	10.58	118	5304	333	228	59.36	40.64
8	17	2013	7	15	561	10.58	119	5304	296	265	52.76	47.24
8	25	2013	1	11	560	10.56	120	5304	324	236	57.86	42.14
7	14	2013	1	16	559	10.54	121	5304	323	236	57.78	42.22
7	13	2013	7	12	557	10.50	122	5304	223	334	40.04	59.96
7	27	2013	7	15	557	10.50	123	5304	275	282	49.37	50.63
8	8	2013	5	17	557	10.50	124	5304	289	268	51.89	48.11
5	11	2013	7	17	556	10.48	125	5304	367	189	66.01	33.99
6	29	2013	7	17	556	10.48	126	5304	308	248	55.40	44.60
6	30	2013	1	15	556	10.48	127	5304	310	246	55.76	44.24
7	26	2013	6	17	556	10.48	128	5304	213	343	38.31	61.69
10	4	2013	6	18	556	10.48	129	5304	309	247	55.58	44.42
6	16	2013	1	12	555	10.46	130	5304	298	257	53.69	46.31
6	30	2013	1	16	555	10.46	131	5304	313	242	56.40	43.60
6	22	2013	7	11	554	10.44	132	5304	269	285	48.56	51.44
6	22	2013	7	16	554	10.44	133	5304	287	267	51.81	48.19
7	21	2013	1	11	554	10.44	134	5304	281	273	50.72	49.28
6	15	2013	7	12	553	10.43	135	5304	227	326	41.05	58.95

MO	DY	YR	DAY OF WK	HR	HR VOL	PERCENT OF AADT	HOUR NUMBER	AADT	EAST VOLUME	WEST VOLUME	PERCENT EAST IS OF TOTAL VOLUME	PERCENT WEST IS OF TOTAL VOLUME
8	16	2013	6	15	553	10.43	136	5304	256	297	46.29	53.71
5	3	2013	6	16	552	10.41	137	5304	231	321	41.85	58.15
6	16	2013	1	14	552	10.41	138	5304	322	230	58.33	41.67
7	20	2013	7	19	551	10.39	139	5304	360	191	65.34	34.66
5	11	2013	7	14	550	10.37	140	5304	292	258	53.09	46.91
5	11	2013	7	18	550	10.37	141	5304	340	210	61.82	38.18
6	22	2013	7	14	550	10.37	142	5304	233	317	42.36	57.64
6	22	2013	7	17	550	10.37	143	5304	302	248	54.91	45.09
6	30	2013	1	13	550	10.37	144	5304	296	254	53.82	46.18
8	3	2013	7	13	550	10.37	145	5304	230	320	41.82	58.18
8	16	2013	6	17	550	10.37	146	5304	259	291	47.09	52.91
5	26	2013	1	12	549	10.35	147	5304	214	335	38.98	61.02
7	19	2013	6	12	549	10.35	148	5304	197	352	35.88	64.12
8	17	2013	7	16	549	10.35	149	5304	258	291	46.99	53.01
9	8	2013	1	14	549	10.35	150	5304	319	230	58.11	41.89
10	5	2013	7	16	549	10.35	151	5304	294	255	53.55	46.45
7	7	2013	1	16	548	10.33	152	5304	335	213	61.13	38.87
6	29	2013	7	12	547	10.31	153	5304	230	317	42.05	57.95
7	20	2013	7	16	547	10.31	154	5304	280	267	51.19	48.81
8	18	2013	1	11	547	10.31	155	5304	327	220	59.78	40.22
7	6	2013	7	17	546	10.29	156	5304	286	260	52.38	47.62
8	23	2013	6	17	546	10.29	157	5304	268	278	49.08	50.92
7	23	2013	3	17	545	10.28	158	5304	263	282	48.26	51.74
8	31	2013	7	16	545	10.28	159	5304	250	295	45.87	54.13
8	31	2013	7	13	544	10.26	160	5304	221	323	40.63	59.38
6	16	2013	1	16	543	10.24	161	5304	298	245	54.88	45.12
7	27	2013	7	14	543	10.24	162	5304	289	254	53.22	46.78
8	8	2013	5	19	543	10.24	163	5304	274	269	50.46	49.54
9	21	2013	7	12	543	10.24	164	5304	219	324	40.33	59.67
5	4	2013	7	12	542	10.22	165	5304	176	366	32.47	67.53
8	25	2013	1	14	542	10.22	166	5304	265	277	48.89	51.11
6	2	2013	1	12	541	10.20	167	5304	249	292	46.03	53.97
9	22	2013	1	13	541	10.20	168	5304	343	198	63.40	36.60
5	25	2013	7	15	540	10.18	169	5304	225	315	41.67	58.33
6	2	2013	1	17	540	10.18	170	5304	396	144	73.33	26.67
9	8	2013	1	17	540	10.18	171	5304	352	188	65.19	34.81
8	4	2013	1	17	539	10.16	172	5304	311	228	57.70	42.30
8	18	2013	1	16	539	10.16	173	5304	304	235	56.40	43.60
9	27	2013	6	16	539	10.16	174	5304	243	296	45.08	54.92
9	27	2013	6	17	539	10.16	175	5304	247	292	45.83	54.17
5	11	2013	7	16	538	10.14	176	5304	314	224	58.36	41.64

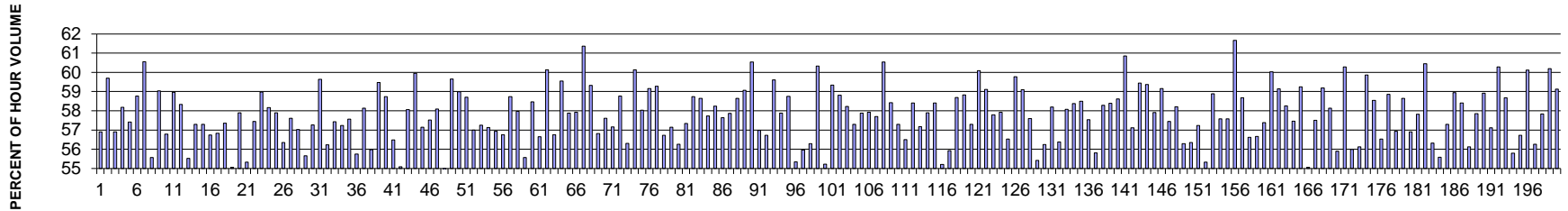
MO	DY	YR	DAY OF WK	HR	HR VOL	PERCENT OF AADT	HOUR NUMBER	AADT	EAST VOLUME	WEST VOLUME	PERCENT EAST IS OF TOTAL VOLUME	PERCENT WEST IS OF TOTAL VOLUME
6	30	2013	1	17	538	10.14	177	5304	362	176	67.29	32.71
8	15	2013	5	12	538	10.14	178	5304	211	327	39.22	60.78
8	16	2013	6	16	538	10.14	179	5304	260	278	48.33	51.67
8	16	2013	6	19	538	10.14	180	5304	224	314	41.64	58.36
6	29	2013	7	15	537	10.12	181	5304	265	272	49.35	50.65
7	14	2013	1	18	537	10.12	182	5304	368	169	68.53	31.47
8	24	2013	7	17	537	10.12	183	5304	296	241	55.12	44.88
2	10	2013	1	16	536	10.11	184	5304	324	212	60.45	39.55
6	23	2013	1	15	536	10.11	185	5304	322	214	60.07	39.93
7	5	2013	6	14	536	10.11	186	5304	246	290	45.90	54.10
8	4	2013	1	18	536	10.11	187	5304	363	173	67.72	32.28
8	16	2013	6	13	536	10.11	188	5304	228	308	42.54	57.46
6	16	2013	1	17	535	10.09	189	5304	322	213	60.19	39.81
5	5	2013	1	17	534	10.07	190	5304	375	159	70.22	29.78
5	26	2013	1	18	534	10.07	191	5304	387	147	72.47	27.53
7	19	2013	6	18	534	10.07	192	5304	295	239	55.24	44.76
5	19	2013	1	12	533	10.05	193	5304	299	234	56.10	43.90
6	30	2013	1	18	533	10.05	194	5304	324	209	60.79	39.21
8	17	2013	7	11	533	10.05	195	5304	282	251	52.91	47.09
8	22	2013	5	17	533	10.05	196	5304	247	286	46.34	53.66
6	7	2013	6	17	532	10.03	197	5304	228	304	42.86	57.14
8	24	2013	7	16	532	10.03	198	5304	241	291	45.30	54.70
3	31	2013	1	14	531	10.01	199	5304	297	234	55.93	44.07
7	13	2013	7	16	531	10.01	200	5304	274	257	51.60	48.40

**SR 307 MP 2.31 POULSBO ADC SITE R096
K FOR PEAK 200 HOURS OF 2013**



AADT= 16218 K 30 FACTOR= 9.85 K 100 FACTOR= 9.57 K 200 FACTOR= 9.25 D 30 FACTOR= 57.26

**SR 307 MP 2.31 POULSBO ADC SITE R096
D % IN THE PEAK 200 HOURS OF 2013**



MO	DY	YR	DAY OF WK	HR	HR VOL	PERCENT OF AADT	HOUR NUMBER	AADT	NORTH VOLUME	SOUTH VOLUME	PERCENT NORTH IS OF TOTAL VOLUME	PERCENT SOUTH IS OF TOTAL VOLUME
11	22	2013	6	17	1682	10.37	1	16218	957	725	56.90	43.10
10	4	2013	6	17	1680	10.36	2	16218	1003	677	59.70	40.30
9	20	2013	6	17	1673	10.32	3	16218	952	721	56.90	43.10
9	3	2013	3	17	1657	10.22	4	16218	964	693	58.18	41.82
9	27	2013	6	17	1653	10.19	5	16218	949	704	57.41	42.59
5	10	2013	6	17	1649	10.17	6	16218	969	680	58.76	41.24
10	11	2013	6	17	1645	10.14	7	16218	996	649	60.55	39.45
5	3	2013	6	17	1643	10.13	8	16218	913	730	55.57	44.43
11	4	2013	2	17	1643	10.13	9	16218	970	673	59.04	40.96
10	31	2013	5	17	1638	10.10	10	16218	930	708	56.78	43.22
6	5	2013	4	17	1635	10.08	11	16218	964	671	58.96	41.04
10	17	2013	5	17	1632	10.06	12	16218	952	680	58.33	41.67

MO	DY	YR	DAY OF WK	HR	HR VOL	PERCENT OF AADT	HOUR NUMBER	AADT	NORTH VOLUME	SOUTH VOLUME	PERCENT NORTH IS OF TOTAL VOLUME	PERCENT SOUTH IS OF TOTAL VOLUME
4	25	2013	5	17	1630	10.05	13	16218	905	725	55.52	44.48
4	26	2013	6	17	1630	10.05	14	16218	934	696	57.30	42.70
10	3	2013	5	17	1630	10.05	15	16218	934	696	57.30	42.70
5	16	2013	5	17	1625	10.02	16	16218	922	703	56.74	43.26
11	21	2013	5	17	1624	10.01	17	16218	923	701	56.83	43.17
9	19	2013	5	17	1618	9.98	18	16218	928	690	57.35	42.65
5	17	2013	6	17	1615	9.96	19	16218	889	726	55.05	44.95
6	13	2013	5	17	1615	9.96	20	16218	935	680	57.89	42.11
6	7	2013	6	17	1614	9.95	21	16218	893	721	55.33	44.67
9	10	2013	3	17	1612	9.94	22	16218	926	686	57.44	42.56
9	26	2013	5	17	1611	9.93	23	16218	950	661	58.97	41.03
10	29	2013	3	17	1611	9.93	24	16218	937	674	58.16	41.84
5	9	2013	5	17	1610	9.93	25	16218	932	678	57.89	42.11
6	11	2013	3	17	1608	9.91	26	16218	906	702	56.34	43.66
10	18	2013	6	17	1604	9.89	27	16218	924	680	57.61	42.39
11	5	2013	3	17	1603	9.88	28	16218	914	689	57.02	42.98
5	15	2013	4	17	1601	9.87	29	16218	891	710	55.65	44.35
5	1	2013	4	17	1598	9.85	30	16218	915	683	57.26	42.74
5	14	2013	3	17	1598	9.85	31	16218	953	645	59.64	40.36
5	31	2013	6	17	1597	9.85	32	16218	898	699	56.23	43.77
2	7	2013	5	17	1595	9.83	33	16218	916	679	57.43	42.57
5	7	2013	3	17	1595	9.83	34	16218	913	682	57.24	42.76
4	8	2013	2	17	1593	9.82	35	16218	917	676	57.56	42.44
4	12	2013	6	17	1593	9.82	36	16218	888	705	55.74	44.26
12	13	2013	6	17	1593	9.82	37	16218	926	667	58.13	41.87
6	21	2013	6	17	1592	9.82	38	16218	891	701	55.97	44.03
9	18	2013	4	17	1592	9.82	39	16218	947	645	59.48	40.52
7	23	2013	3	17	1590	9.80	40	16218	934	656	58.74	41.26
11	1	2013	6	17	1590	9.80	41	16218	898	692	56.48	43.52
11	7	2013	5	17	1590	9.80	42	16218	876	714	55.09	44.91
8	7	2013	4	17	1588	9.79	43	16218	922	666	58.06	41.94
12	5	2013	5	17	1583	9.76	44	16218	949	634	59.95	40.05
6	6	2013	5	17	1582	9.75	45	16218	904	678	57.14	42.86
10	10	2013	5	17	1582	9.75	46	16218	910	672	57.52	42.48
11	14	2013	5	17	1582	9.75	47	16218	919	663	58.09	41.91
5	31	2013	6	16	1581	9.75	48	16218	866	715	54.78	45.22
7	31	2013	4	17	1581	9.75	49	16218	943	638	59.65	40.35
9	13	2013	6	17	1580	9.74	50	16218	932	648	58.99	41.01
4	16	2013	3	17	1579	9.74	51	16218	927	652	58.71	41.29
11	8	2013	6	17	1579	9.74	52	16218	900	679	57.00	43.00
12	3	2013	3	17	1579	9.74	53	16218	904	675	57.25	42.75

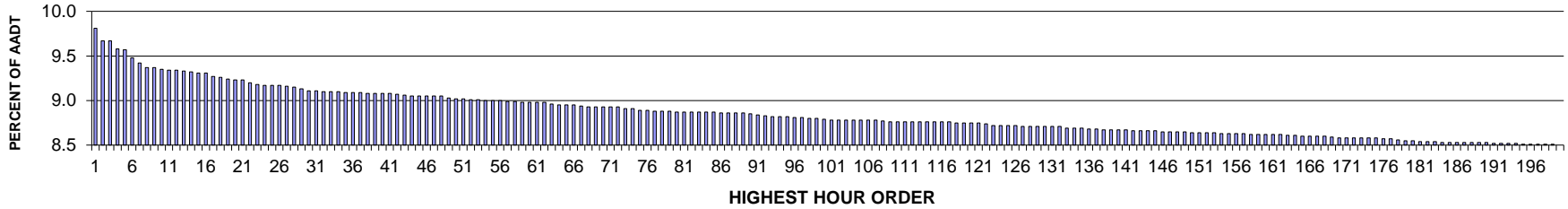
MO	DY	YR	DAY OF WK	HR	HR VOL	PERCENT OF AADT	HOUR NUMBER	AADT	NORTH VOLUME	SOUTH VOLUME	PERCENT NORTH IS OF TOTAL VOLUME	PERCENT SOUTH IS OF TOTAL VOLUME
10	9	2013	4	17	1577	9.72	54	16218	901	676	57.13	42.87
12	13	2013	6	16	1577	9.72	55	16218	898	679	56.94	43.06
3	1	2013	6	17	1575	9.71	56	16218	894	681	56.76	43.24
8	8	2013	5	17	1575	9.71	57	16218	925	650	58.73	41.27
8	21	2013	4	17	1575	9.71	58	16218	913	662	57.97	42.03
5	23	2013	5	17	1573	9.70	59	16218	874	699	55.56	44.44
11	19	2013	3	17	1572	9.69	60	16218	919	653	58.46	41.54
8	6	2013	3	17	1571	9.69	61	16218	890	681	56.65	43.35
8	28	2013	4	17	1570	9.68	62	16218	944	626	60.13	39.87
11	25	2013	2	17	1570	9.68	63	16218	891	679	56.75	43.25
12	9	2013	2	17	1570	9.68	64	16218	935	635	59.55	40.45
6	18	2013	3	17	1567	9.66	65	16218	907	660	57.88	42.12
7	25	2013	5	17	1566	9.66	66	16218	907	659	57.92	42.08
9	6	2013	6	17	1566	9.66	67	16218	961	605	61.37	38.63
11	15	2013	6	17	1566	9.66	68	16218	929	637	59.32	40.68
2	8	2013	6	17	1565	9.65	69	16218	889	676	56.81	43.19
5	21	2013	3	17	1564	9.64	70	16218	901	663	57.61	42.39
6	4	2013	3	17	1564	9.64	71	16218	894	670	57.16	42.84
10	1	2013	3	17	1564	9.64	72	16218	919	645	58.76	41.24
7	24	2013	4	17	1563	9.64	73	16218	880	683	56.30	43.70
9	9	2013	2	17	1563	9.64	74	16218	940	623	60.14	39.86
12	19	2013	5	17	1563	9.64	75	16218	907	656	58.03	41.97
9	11	2013	4	17	1562	9.63	76	16218	924	638	59.15	40.85
12	4	2013	4	17	1562	9.63	77	16218	926	636	59.28	40.72
12	20	2013	6	17	1562	9.63	78	16218	886	676	56.72	43.28
3	22	2013	6	17	1561	9.63	79	16218	892	669	57.14	42.86
4	11	2013	5	17	1561	9.63	80	16218	878	683	56.25	43.75
8	19	2013	2	17	1561	9.63	81	16218	895	666	57.34	42.66
10	28	2013	2	17	1561	9.63	82	16218	917	644	58.74	41.26
2	8	2013	6	16	1560	9.62	83	16218	915	645	58.65	41.35
2	22	2013	6	17	1559	9.61	84	16218	900	659	57.73	42.27
3	15	2013	6	17	1559	9.61	85	16218	908	651	58.24	41.76
5	30	2013	5	17	1558	9.61	86	16218	898	660	57.64	42.36
5	28	2013	3	17	1557	9.60	87	16218	901	656	57.87	42.13
11	20	2013	4	17	1557	9.60	88	16218	913	644	58.64	41.36
11	27	2013	4	16	1556	9.59	89	16218	919	637	59.06	40.94
12	18	2013	4	17	1556	9.59	90	16218	942	614	60.54	39.46
6	14	2013	6	17	1555	9.59	91	16218	886	669	56.98	43.02
6	19	2013	4	17	1555	9.59	92	16218	882	673	56.72	43.28
7	30	2013	3	17	1555	9.59	93	16218	927	628	59.61	40.39
10	16	2013	4	17	1555	9.59	94	16218	900	655	57.88	42.12

MO	DY	YR	DAY OF WK	HR	HR VOL	PERCENT OF AADT	HOUR NUMBER	AADT	NORTH VOLUME	SOUTH VOLUME	PERCENT NORTH IS OF TOTAL VOLUME	PERCENT SOUTH IS OF TOTAL VOLUME
4	30	2013	3	17	1554	9.58	95	16218	913	641	58.75	41.25
11	26	2013	3	17	1554	9.58	96	16218	860	694	55.34	44.66
4	9	2013	3	17	1553	9.58	97	16218	869	684	55.96	44.04
5	6	2013	2	17	1553	9.58	98	16218	874	679	56.28	43.72
7	26	2013	6	17	1553	9.58	99	16218	937	616	60.33	39.67
5	10	2013	6	16	1552	9.57	100	16218	857	695	55.22	44.78
8	1	2013	5	17	1549	9.55	101	16218	919	630	59.33	40.67
10	15	2013	3	17	1549	9.55	102	16218	911	638	58.81	41.19
12	16	2013	2	17	1549	9.55	103	16218	902	647	58.23	41.77
10	8	2013	3	17	1548	9.54	104	16218	887	661	57.30	42.70
10	11	2013	6	16	1548	9.54	105	16218	896	652	57.88	42.12
12	10	2013	3	17	1547	9.54	106	16218	896	651	57.92	42.08
2	19	2013	3	17	1546	9.53	107	16218	892	654	57.70	42.30
10	16	2013	4	18	1546	9.53	108	16218	936	610	60.54	39.46
12	6	2013	6	17	1544	9.52	109	16218	902	642	58.42	41.58
9	24	2013	3	17	1541	9.50	110	16218	883	658	57.30	42.70
6	17	2013	2	17	1540	9.50	111	16218	870	670	56.49	43.51
1	25	2013	6	17	1539	9.49	112	16218	899	640	58.41	41.59
6	28	2013	6	17	1539	9.49	113	16218	880	659	57.18	42.82
8	20	2013	3	17	1539	9.49	114	16218	891	648	57.89	42.11
12	17	2013	3	17	1539	9.49	115	16218	899	640	58.41	41.59
7	22	2013	2	17	1538	9.48	116	16218	849	689	55.20	44.80
10	22	2013	3	17	1538	9.48	117	16218	860	678	55.92	44.08
10	23	2013	4	17	1537	9.48	118	16218	902	635	58.69	41.31
12	2	2013	2	17	1537	9.48	119	16218	904	633	58.82	41.18
3	6	2013	4	17	1536	9.47	120	16218	880	656	57.29	42.71
3	13	2013	4	17	1536	9.47	121	16218	923	613	60.09	39.91
5	8	2013	4	17	1536	9.47	122	16218	908	628	59.11	40.89
3	8	2013	6	17	1535	9.46	123	16218	887	648	57.79	42.21
7	9	2013	3	17	1535	9.46	124	16218	889	646	57.92	42.08
7	15	2013	2	17	1534	9.46	125	16218	867	667	56.52	43.48
9	17	2013	3	17	1534	9.46	126	16218	917	617	59.78	40.22
3	7	2013	5	17	1533	9.45	127	16218	906	627	59.10	40.90
8	14	2013	4	17	1533	9.45	128	16218	883	650	57.60	42.40
7	3	2013	4	17	1532	9.45	129	16218	849	683	55.42	44.58
3	26	2013	3	17	1531	9.44	130	16218	861	670	56.24	43.76
4	26	2013	6	16	1531	9.44	131	16218	891	640	58.20	41.80
5	13	2013	2	17	1531	9.44	132	16218	863	668	56.37	43.63
7	10	2013	4	17	1531	9.44	133	16218	889	642	58.07	41.93
3	4	2013	2	17	1530	9.43	134	16218	893	637	58.37	41.63
9	5	2013	5	17	1530	9.43	135	16218	895	635	58.50	41.50

MO	DY	YR	DAY OF WK	HR	HR VOL	PERCENT OF AADT	HOUR NUMBER	AADT	NORTH VOLUME	SOUTH VOLUME	PERCENT NORTH IS OF TOTAL VOLUME	PERCENT SOUTH IS OF TOTAL VOLUME
4	15	2013	2	17	1528	9.42	136	16218	879	649	57.53	42.47
2	13	2013	4	17	1527	9.42	137	16218	852	675	55.80	44.20
12	12	2013	5	17	1527	9.42	138	16218	890	637	58.28	41.72
10	30	2013	4	17	1526	9.41	139	16218	891	635	58.39	41.61
1	11	2013	6	17	1525	9.40	140	16218	894	631	58.62	41.38
9	4	2013	4	17	1525	9.40	141	16218	928	597	60.85	39.15
9	25	2013	4	17	1525	9.40	142	16218	871	654	57.11	42.89
7	19	2013	6	17	1524	9.40	143	16218	906	618	59.45	40.55
2	14	2013	5	17	1523	9.39	144	16218	904	619	59.36	40.64
8	12	2013	2	17	1523	9.39	145	16218	882	641	57.91	42.09
8	30	2013	6	17	1523	9.39	146	16218	901	622	59.16	40.84
10	21	2013	2	17	1523	9.39	147	16218	875	648	57.45	42.55
7	16	2013	3	17	1522	9.38	148	16218	886	636	58.21	41.79
7	8	2013	2	17	1521	9.38	149	16218	856	665	56.28	43.72
12	23	2013	2	16	1521	9.38	150	16218	857	664	56.34	43.66
4	29	2013	2	17	1520	9.37	151	16218	870	650	57.24	42.76
8	5	2013	2	17	1520	9.37	152	16218	841	679	55.33	44.67
1	8	2013	3	17	1518	9.36	153	16218	894	624	58.89	41.11
5	6	2013	2	16	1518	9.36	154	16218	874	644	57.58	42.42
8	26	2013	2	17	1518	9.36	155	16218	874	644	57.58	42.42
10	4	2013	6	18	1518	9.36	156	16218	936	582	61.66	38.34
5	17	2013	6	16	1517	9.35	157	16218	890	627	58.67	41.33
9	19	2013	5	18	1517	9.35	158	16218	859	658	56.62	43.38
4	10	2013	4	17	1516	9.35	159	16218	859	657	56.66	43.34
9	30	2013	2	17	1516	9.35	160	16218	870	646	57.39	42.61
11	12	2013	3	17	1516	9.35	161	16218	910	606	60.03	39.97
9	12	2013	5	17	1515	9.34	162	16218	896	619	59.14	40.86
1	30	2013	4	17	1514	9.34	163	16218	882	632	58.26	41.74
4	22	2013	2	17	1514	9.34	164	16218	870	644	57.46	42.54
12	23	2013	2	17	1514	9.34	165	16218	897	617	59.25	40.75
3	1	2013	6	16	1513	9.33	166	16218	833	680	55.06	44.94
3	25	2013	2	17	1513	9.33	167	16218	870	643	57.50	42.50
7	17	2013	4	17	1512	9.32	168	16218	895	617	59.19	40.81
8	30	2013	6	16	1512	9.32	169	16218	879	633	58.13	41.87
10	18	2013	6	16	1512	9.32	170	16218	845	667	55.89	44.11
1	3	2013	5	17	1511	9.32	171	16218	911	600	60.29	39.71
5	9	2013	5	18	1511	9.32	172	16218	846	665	55.99	44.01
6	10	2013	2	17	1511	9.32	173	16218	848	663	56.12	43.88
8	9	2013	6	17	1510	9.31	174	16218	904	606	59.87	40.13
10	7	2013	2	17	1510	9.31	175	16218	884	626	58.54	41.46
1	31	2013	5	17	1509	9.30	176	16218	853	656	56.53	43.47

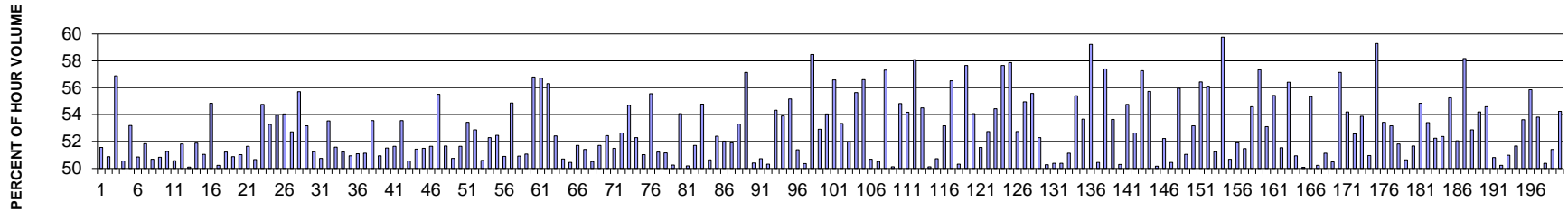
MO	DY	YR	DAY OF WK	HR	HR VOL	PERCENT OF AADT	HOUR NUMBER	AADT	NORTH VOLUME	SOUTH VOLUME	PERCENT NORTH IS OF TOTAL VOLUME	PERCENT SOUTH IS OF TOTAL VOLUME
3	22	2013	6	16	1509	9.30	177	16218	888	621	58.85	41.15
4	17	2013	4	17	1509	9.30	178	16218	859	650	56.93	43.07
11	13	2013	4	17	1509	9.30	179	16218	885	624	58.65	41.35
2	28	2013	5	17	1508	9.30	180	16218	858	650	56.90	43.10
5	3	2013	6	16	1508	9.30	181	16218	872	636	57.82	42.18
1	7	2013	2	17	1507	9.29	182	16218	911	596	60.45	39.55
3	21	2013	5	17	1506	9.29	183	16218	848	658	56.31	43.69
6	20	2013	5	17	1506	9.29	184	16218	837	669	55.58	44.42
8	22	2013	5	17	1506	9.29	185	16218	863	643	57.30	42.70
2	26	2013	3	17	1505	9.28	186	16218	887	618	58.94	41.06
3	29	2013	6	17	1505	9.28	187	16218	879	626	58.41	41.59
4	23	2013	3	17	1504	9.27	188	16218	844	660	56.12	43.88
5	7	2013	3	18	1504	9.27	189	16218	870	634	57.85	42.15
8	27	2013	3	17	1504	9.27	190	16218	886	618	58.91	41.09
9	16	2013	2	17	1504	9.27	191	16218	859	645	57.11	42.89
9	26	2013	5	18	1503	9.27	192	16218	906	597	60.28	39.72
10	24	2013	5	17	1503	9.27	193	16218	882	621	58.68	41.32

**SR 005 MP 100.54 TUMWATER BLVD ADC SITE R097
K FOR PEAK 200 HOURS OF 2013**



AADT= 69050 K 30 FACTOR= 9.11 K 100 FACTOR= 8.79 K 200 FACTOR= 8.50 D 30 FACTOR= 51.23

**SR 005 MP 100.54 TUMWATER BLVD ADC SITE R097
D % IN THE PEAK 200 HOURS OF 2013**



MO	DY	YR	DAY OF WK	HR	HR VOL	PERCENT OF AADT	HOUR NUMBER	AADT	NORTH VOLUME	SOUTH VOLUME	PERCENT NORTH IS OF TOTAL VOLUME	PERCENT SOUTH IS OF TOTAL VOLUME
11	30	2013	7	13	6775	9.81	1	69050	3494	3281	51.57	48.43
11	28	2013	5	12	6676	9.67	2	69050	3279	3397	49.12	50.88
11	28	2013	5	11	6674	9.67	3	69050	2877	3797	43.11	56.89
7	12	2013	6	17	6618	9.58	4	69050	3273	3345	49.46	50.54
11	30	2013	7	14	6605	9.57	5	69050	3513	3092	53.19	46.81
8	18	2013	1	15	6546	9.48	6	69050	3329	3217	50.86	49.14
8	25	2013	1	13	6504	9.42	7	69050	3371	3133	51.83	48.17
8	18	2013	1	13	6472	9.37	8	69050	3192	3280	49.32	50.68
7	28	2013	1	15	6471	9.37	9	69050	3290	3181	50.84	49.16
8	11	2013	1	14	6455	9.35	10	69050	3309	3146	51.26	48.74
8	18	2013	1	14	6452	9.34	11	69050	3263	3189	50.57	49.43
8	17	2013	7	12	6447	9.34	12	69050	3107	3340	48.19	51.81

MO	DY	YR	DAY OF WK	HR	HR VOL	PERCENT OF AADT	HOUR NUMBER	AADT	NORTH VOLUME	SOUTH VOLUME	PERCENT NORTH IS OF TOTAL VOLUME	PERCENT SOUTH IS OF TOTAL VOLUME
7	19	2013	6	16	6441	9.33	13	69050	3215	3226	49.91	50.09
8	24	2013	7	12	6433	9.32	14	69050	3095	3338	48.11	51.89
7	19	2013	6	15	6430	9.31	15	69050	3282	3148	51.04	48.96
11	30	2013	7	15	6426	9.31	16	69050	3524	2902	54.84	45.16
8	23	2013	6	15	6400	9.27	17	69050	3214	3186	50.22	49.78
11	27	2013	4	15	6392	9.26	18	69050	3118	3274	48.78	51.22
12	26	2013	5	14	6378	9.24	19	69050	3133	3245	49.12	50.88
7	28	2013	1	14	6375	9.23	20	69050	3122	3253	48.97	51.03
7	21	2013	1	13	6374	9.23	21	69050	3292	3082	51.65	48.35
7	12	2013	6	16	6352	9.20	22	69050	3135	3217	49.35	50.65
11	27	2013	4	17	6337	9.18	23	69050	2867	3470	45.24	54.76
7	21	2013	1	14	6334	9.17	24	69050	3374	2960	53.27	46.73
3	29	2013	6	16	6333	9.17	25	69050	2916	3417	46.04	53.96
11	29	2013	6	14	6332	9.17	26	69050	2909	3423	45.94	54.06
8	9	2013	6	16	6323	9.16	27	69050	2990	3333	47.29	52.71
10	11	2013	6	17	6316	9.15	28	69050	2798	3518	44.30	55.70
5	25	2013	7	12	6304	9.13	29	69050	2952	3352	46.83	53.17
8	11	2013	1	13	6293	9.11	30	69050	3224	3069	51.23	48.77
11	30	2013	7	12	6293	9.11	31	69050	3099	3194	49.25	50.75
7	21	2013	1	15	6285	9.10	32	69050	3365	2920	53.54	46.46
6	14	2013	6	15	6281	9.10	33	69050	3041	3240	48.42	51.58
8	25	2013	1	15	6281	9.10	34	69050	3218	3063	51.23	48.77
8	25	2013	1	12	6277	9.09	35	69050	3197	3080	50.93	49.07
12	27	2013	6	15	6277	9.09	36	69050	3070	3207	48.91	51.09
8	17	2013	7	13	6276	9.09	37	69050	3209	3067	51.13	48.87
7	19	2013	6	17	6272	9.08	38	69050	2913	3359	46.44	53.56
8	16	2013	6	14	6270	9.08	39	69050	3193	3077	50.93	49.07
12	28	2013	7	13	6269	9.08	40	69050	3040	3229	48.49	51.51
3	15	2013	6	15	6267	9.08	41	69050	3030	3237	48.35	51.65
11	27	2013	4	16	6260	9.07	42	69050	2908	3352	46.45	53.55
8	10	2013	7	12	6258	9.06	43	69050	3095	3163	49.46	50.54
7	28	2013	1	16	6251	9.05	44	69050	3215	3036	51.43	48.57
12	26	2013	5	15	6251	9.05	45	69050	3032	3219	48.50	51.50
8	25	2013	1	14	6250	9.05	46	69050	3228	3022	51.65	48.35
8	4	2013	1	16	6249	9.05	47	69050	3468	2781	55.50	44.50
12	1	2013	1	15	6248	9.05	48	69050	3228	3020	51.66	48.34
7	19	2013	6	14	6235	9.03	49	69050	3164	3071	50.75	49.25
11	27	2013	4	14	6230	9.02	50	69050	3012	3218	48.35	51.65
12	26	2013	5	13	6227	9.02	51	69050	2900	3327	46.57	53.43
7	7	2013	1	16	6219	9.01	52	69050	3288	2931	52.87	47.13
8	17	2013	7	14	6218	9.01	53	69050	3072	3146	49.40	50.60

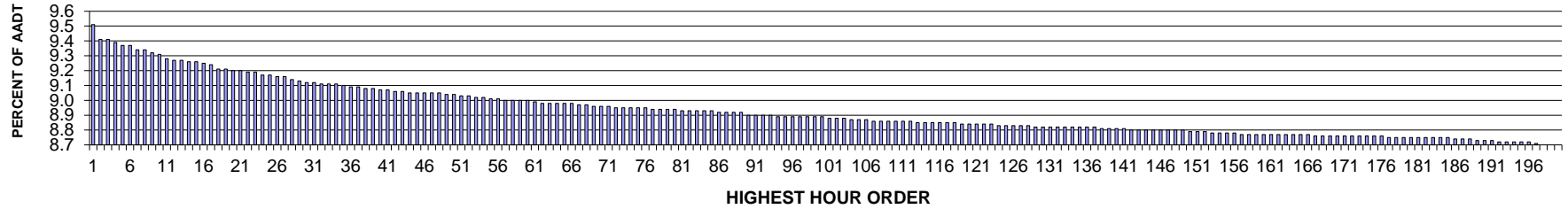
MO	DY	YR	DAY OF WK	HR	HR VOL	PERCENT OF AADT	HOUR NUMBER	AADT	NORTH VOLUME	SOUTH VOLUME	PERCENT NORTH IS OF TOTAL VOLUME	PERCENT SOUTH IS OF TOTAL VOLUME
6	28	2013	6	17	6217	9.00	54	69050	2967	3250	47.72	52.28
8	25	2013	1	17	6213	9.00	55	69050	3260	2953	52.47	47.53
8	18	2013	1	12	6212	9.00	56	69050	3051	3161	49.11	50.89
12	26	2013	5	12	6207	8.99	57	69050	2802	3405	45.14	54.86
11	27	2013	4	13	6205	8.99	58	69050	3046	3159	49.09	50.91
8	31	2013	7	12	6203	8.98	59	69050	3167	3036	51.06	48.94
8	3	2013	7	11	6202	8.98	60	69050	2679	3523	43.20	56.80
8	30	2013	6	17	6201	8.98	61	69050	2684	3517	43.28	56.72
11	30	2013	7	16	6200	8.98	62	69050	3491	2709	56.31	43.69
8	31	2013	7	11	6186	8.96	63	69050	2944	3242	47.59	52.41
8	23	2013	6	16	6181	8.95	64	69050	3047	3134	49.30	50.70
8	23	2013	6	14	6180	8.95	65	69050	3062	3118	49.55	50.45
11	28	2013	5	13	6179	8.95	66	69050	3196	2983	51.72	48.28
7	21	2013	1	16	6171	8.94	67	69050	3172	2999	51.40	48.60
8	10	2013	7	13	6169	8.93	68	69050	3116	3053	50.51	49.49
7	28	2013	1	13	6168	8.93	69	69050	3189	2979	51.70	48.30
8	25	2013	1	16	6166	8.93	70	69050	3233	2933	52.43	47.57
8	18	2013	1	16	6164	8.93	71	69050	3174	2990	51.49	48.51
11	29	2013	6	13	6163	8.93	72	69050	2919	3244	47.36	52.64
7	12	2013	6	18	6155	8.91	73	69050	2788	3367	45.30	54.70
8	11	2013	1	16	6155	8.91	74	69050	3218	2937	52.28	47.72
8	29	2013	5	18	6138	8.89	75	69050	3006	3132	48.97	51.03
11	29	2013	6	12	6138	8.89	76	69050	2728	3410	44.44	55.56
7	28	2013	1	17	6134	8.88	77	69050	3141	2993	51.21	48.79
7	7	2013	1	15	6132	8.88	78	69050	3137	2995	51.16	48.84
8	9	2013	6	14	6129	8.88	79	69050	3079	3050	50.24	49.76
11	27	2013	4	12	6128	8.87	80	69050	2814	3314	45.92	54.08
8	16	2013	6	15	6127	8.87	81	69050	3075	3052	50.19	49.81
12	27	2013	6	16	6126	8.87	82	69050	2959	3167	48.30	51.70
6	14	2013	6	16	6124	8.87	83	69050	2769	3355	45.22	54.78
8	11	2013	1	15	6124	8.87	84	69050	3101	3023	50.64	49.36
10	11	2013	6	15	6124	8.87	85	69050	2915	3209	47.60	52.40
8	4	2013	1	14	6120	8.86	86	69050	3184	2936	52.03	47.97
12	1	2013	1	13	6120	8.86	87	69050	3177	2943	51.91	48.09
8	30	2013	6	15	6119	8.86	88	69050	2858	3261	46.71	53.29
10	11	2013	6	18	6115	8.86	89	69050	2620	3495	42.85	57.15
8	9	2013	6	15	6114	8.85	90	69050	3032	3082	49.59	50.41
8	30	2013	6	14	6101	8.84	91	69050	3006	3095	49.27	50.73
7	7	2013	1	14	6099	8.83	92	69050	3069	3030	50.32	49.68
5	27	2013	2	15	6090	8.82	93	69050	3308	2782	54.32	45.68
6	23	2013	1	14	6089	8.82	94	69050	3282	2807	53.90	46.10

MO	DY	YR	DAY OF WK	HR	HR VOL	PERCENT OF AADT	HOUR NUMBER	AADT	NORTH VOLUME	SOUTH VOLUME	PERCENT NORTH IS OF TOTAL VOLUME	PERCENT SOUTH IS OF TOTAL VOLUME
12	24	2013	3	14	6089	8.82	95	69050	2730	3359	44.83	55.17
6	23	2013	1	15	6084	8.81	96	69050	3126	2958	51.38	48.62
8	17	2013	7	15	6082	8.81	97	69050	3062	3020	50.35	49.65
3	29	2013	6	17	6077	8.80	98	69050	2524	3553	41.53	58.47
8	16	2013	6	16	6075	8.80	99	69050	2861	3214	47.09	52.91
7	14	2013	1	17	6070	8.79	100	69050	3281	2789	54.05	45.95
7	19	2013	6	18	6066	8.78	101	69050	2634	3432	43.42	56.58
7	27	2013	7	11	6066	8.78	102	69050	2830	3236	46.65	53.35
8	16	2013	6	12	6066	8.78	103	69050	2914	3152	48.04	51.96
7	7	2013	1	17	6065	8.78	104	69050	3374	2691	55.63	44.37
2	15	2013	6	17	6063	8.78	105	69050	2631	3432	43.39	56.61
8	11	2013	1	17	6060	8.78	106	69050	3071	2989	50.68	49.32
8	24	2013	7	15	6060	8.78	107	69050	3000	3060	49.50	50.50
8	23	2013	6	18	6057	8.77	108	69050	2586	3471	42.69	57.31
8	24	2013	7	13	6051	8.76	109	69050	3018	3033	49.88	50.12
10	11	2013	6	16	6051	8.76	110	69050	2734	3317	45.18	54.82
8	17	2013	7	11	6050	8.76	111	69050	2773	3277	45.83	54.17
7	26	2013	6	18	6049	8.76	112	69050	2536	3513	41.92	58.08
8	29	2013	5	17	6049	8.76	113	69050	3296	2753	54.49	45.51
7	27	2013	7	12	6048	8.76	114	69050	3016	3032	49.87	50.13
8	24	2013	7	14	6048	8.76	115	69050	2980	3068	49.27	50.73
6	15	2013	7	12	6047	8.76	116	69050	2832	3215	46.83	53.17
8	23	2013	6	17	6047	8.76	117	69050	2630	3417	43.49	56.51
7	20	2013	7	13	6045	8.75	118	69050	3004	3041	49.69	50.31
6	14	2013	6	18	6043	8.75	119	69050	2559	3484	42.35	57.65
8	3	2013	7	12	6042	8.75	120	69050	2775	3267	45.93	54.07
12	1	2013	1	14	6039	8.75	121	69050	3114	2925	51.56	48.44
7	12	2013	6	15	6033	8.74	122	69050	2851	3182	47.26	52.74
10	25	2013	6	16	6022	8.72	123	69050	2744	3278	45.57	54.43
10	25	2013	6	17	6022	8.72	124	69050	2550	3472	42.34	57.66
11	27	2013	4	18	6020	8.72	125	69050	2537	3483	42.14	57.86
7	20	2013	7	12	6018	8.72	126	69050	2845	3173	47.27	52.73
8	16	2013	6	17	6017	8.71	127	69050	2710	3307	45.04	54.96
8	24	2013	7	11	6015	8.71	128	69050	2672	3343	44.42	55.58
11	29	2013	6	15	6014	8.71	129	69050	2869	3145	47.71	52.29
7	26	2013	6	13	6012	8.71	130	69050	2989	3023	49.72	50.28
8	31	2013	7	14	6012	8.71	131	69050	3028	2984	50.37	49.63
7	7	2013	1	13	6011	8.71	132	69050	3028	2983	50.37	49.63
8	23	2013	6	13	6003	8.69	133	69050	2933	3070	48.86	51.14
8	30	2013	6	16	6002	8.69	134	69050	2676	3326	44.59	55.41
7	19	2013	6	12	6001	8.69	135	69050	2781	3220	46.34	53.66

MO	DY	YR	DAY OF WK	HR	HR VOL	PERCENT OF AADT	HOUR NUMBER	AADT	NORTH VOLUME	SOUTH VOLUME	PERCENT NORTH IS OF TOTAL VOLUME	PERCENT SOUTH IS OF TOTAL VOLUME
8	30	2013	6	18	5993	8.68	136	69050	2444	3549	40.78	59.22
10	11	2013	6	14	5992	8.68	137	69050	2969	3023	49.55	50.45
11	8	2013	6	17	5990	8.67	138	69050	2552	3438	42.60	57.40
8	4	2013	1	17	5988	8.67	139	69050	3212	2776	53.64	46.36
8	31	2013	7	13	5986	8.67	140	69050	2975	3011	49.70	50.30
6	7	2013	6	17	5984	8.67	141	69050	2707	3277	45.24	54.76
8	4	2013	1	13	5983	8.66	142	69050	3149	2834	52.63	47.37
5	24	2013	6	17	5978	8.66	143	69050	2554	3424	42.72	57.28
8	15	2013	5	17	5978	8.66	144	69050	2647	3331	44.28	55.72
8	2	2013	6	14	5977	8.66	145	69050	2979	2998	49.84	50.16
6	30	2013	1	16	5976	8.65	146	69050	3121	2855	52.23	47.77
12	27	2013	6	13	5973	8.65	147	69050	2960	3013	49.56	50.44
6	14	2013	6	17	5971	8.65	148	69050	2629	3342	44.03	55.97
12	21	2013	7	12	5970	8.65	149	69050	2923	3047	48.96	51.04
7	14	2013	1	14	5969	8.64	150	69050	3173	2796	53.16	46.84
5	25	2013	7	11	5968	8.64	151	69050	2600	3368	43.57	56.43
8	18	2013	1	18	5968	8.64	152	69050	3349	2619	56.12	43.88
7	19	2013	6	13	5966	8.64	153	69050	2909	3057	48.76	51.24
3	29	2013	6	18	5961	8.63	154	69050	2398	3563	40.23	59.77
8	16	2013	6	13	5959	8.63	155	69050	3020	2939	50.68	49.32
6	21	2013	6	16	5957	8.63	156	69050	2865	3092	48.09	51.91
7	26	2013	6	12	5956	8.63	157	69050	2890	3066	48.52	51.48
7	20	2013	7	11	5954	8.62	158	69050	2704	3250	45.41	54.59
6	28	2013	6	18	5952	8.62	159	69050	2540	3412	42.67	57.33
7	14	2013	1	15	5951	8.62	160	69050	3160	2791	53.10	46.90
8	16	2013	6	18	5951	8.62	161	69050	2653	3298	44.58	55.42
12	1	2013	1	16	5949	8.62	162	69050	3066	2883	51.54	48.46
7	26	2013	6	17	5946	8.61	163	69050	2592	3354	43.59	56.41
8	18	2013	1	17	5944	8.61	164	69050	3028	2916	50.94	49.06
8	2	2013	6	13	5940	8.60	165	69050	2974	2966	50.07	49.93
2	15	2013	6	16	5938	8.60	166	69050	2652	3286	44.66	55.34
8	31	2013	7	15	5937	8.60	167	69050	2982	2955	50.23	49.77
7	5	2013	6	14	5936	8.60	168	69050	2901	3035	48.87	51.13
6	14	2013	6	14	5933	8.59	169	69050	2938	2995	49.52	50.48
8	9	2013	6	17	5926	8.58	170	69050	2540	3386	42.86	57.14
3	22	2013	6	17	5925	8.58	171	69050	2714	3211	45.81	54.19
7	5	2013	6	15	5924	8.58	172	69050	2810	3114	47.43	52.57
7	13	2013	7	12	5924	8.58	173	69050	2732	3192	46.12	53.88
7	26	2013	6	16	5922	8.58	174	69050	2904	3018	49.04	50.96
10	25	2013	6	18	5922	8.58	175	69050	2411	3511	40.71	59.29
12	27	2013	6	12	5917	8.57	176	69050	2756	3161	46.58	53.42

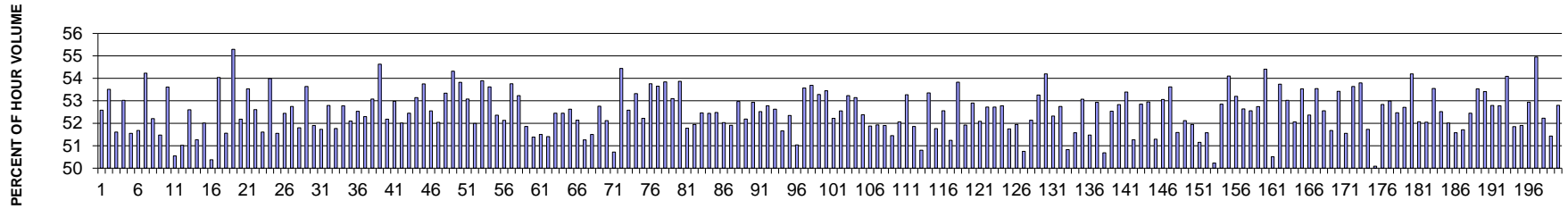
MO	DY	YR	DAY OF WK	HR	HR VOL	PERCENT OF AADT	HOUR NUMBER	AADT	NORTH VOLUME	SOUTH VOLUME	PERCENT NORTH IS OF TOTAL VOLUME	PERCENT SOUTH IS OF TOTAL VOLUME
8	11	2013	1	18	5915	8.57	177	69050	3145	2770	53.17	46.83
12	27	2013	6	14	5914	8.56	178	69050	2850	3064	48.19	51.81
12	28	2013	7	14	5907	8.55	179	69050	2991	2916	50.63	49.37
8	3	2013	7	15	5902	8.55	180	69050	2853	3049	48.34	51.66
3	30	2013	7	12	5899	8.54	181	69050	2664	3235	45.16	54.84
8	10	2013	7	11	5896	8.54	182	69050	2747	3149	46.59	53.41
12	28	2013	7	12	5894	8.54	183	69050	2815	3079	47.76	52.24
8	9	2013	6	13	5893	8.53	184	69050	3087	2806	52.38	47.62
12	27	2013	6	17	5893	8.53	185	69050	2637	3256	44.75	55.25
8	3	2013	7	14	5892	8.53	186	69050	2825	3067	47.95	52.05
6	7	2013	6	18	5891	8.53	187	69050	2464	3427	41.83	58.17
7	5	2013	6	13	5890	8.53	188	69050	2776	3114	47.13	52.87
7	14	2013	1	18	5889	8.53	189	69050	3192	2697	54.20	45.80
12	24	2013	3	15	5887	8.53	190	69050	2673	3214	45.41	54.59
8	30	2013	6	12	5886	8.52	191	69050	2896	2990	49.20	50.80
8	10	2013	7	14	5883	8.52	192	69050	2955	2928	50.23	49.77
6	14	2013	6	13	5882	8.52	193	69050	2998	2884	50.97	49.03
9	2	2013	2	13	5882	8.52	194	69050	3039	2843	51.67	48.33
4	19	2013	6	16	5878	8.51	195	69050	2727	3151	46.39	53.61
8	1	2013	5	17	5878	8.51	196	69050	2595	3283	44.15	55.85
12	24	2013	3	13	5878	8.51	197	69050	2715	3163	46.19	53.81
8	4	2013	1	15	5875	8.51	198	69050	2959	2916	50.37	49.63
8	2	2013	6	15	5874	8.51	199	69050	3019	2855	51.40	48.60
8	2	2013	6	12	5871	8.50	200	69050	2686	3185	45.75	54.25

**SR 101 MP 366.69 COOPER POINT ADC SITE R098
K FOR PEAK 200 HOURS OF 2013**



AADT= 95169 K 30 FACTOR= 9.12 K 100 FACTOR= 8.89 K 200 FACTOR= 8.70 D 30 FACTOR= 51.90

**SR 101 MP 366.69 COOPER POINT ADC SITE R098
D % IN THE PEAK 200 HOURS OF 2013**



MO	DY	YR	DAY OF WK	HR	HR VOL	PERCENT OF AADT	HOUR NUMBER	AADT	EAST VOLUME	WEST VOLUME	PERCENT EAST IS OF TOTAL VOLUME	PERCENT WEST IS OF TOTAL VOLUME
10	31	2013	5	17	9053	9.51	1	95169	4293	4760	47.42	52.58
10	3	2013	5	18	8958	9.41	2	95169	4165	4793	46.49	53.51
10	4	2013	6	17	8951	9.41	3	95169	4331	4620	48.39	51.61
10	24	2013	5	17	8940	9.39	4	95169	4200	4740	46.98	53.02
11	20	2013	4	17	8917	9.37	5	95169	4320	4597	48.45	51.55
9	13	2013	6	17	8916	9.37	6	95169	4308	4608	48.32	51.68
10	30	2013	4	18	8893	9.34	7	95169	4070	4823	45.77	54.23
10	25	2013	6	17	8887	9.34	8	95169	4247	4640	47.79	52.21
10	17	2013	5	17	8865	9.32	9	95169	4301	4564	48.52	51.48
10	24	2013	5	18	8860	9.31	10	95169	4110	4750	46.39	53.61
6	14	2013	6	17	8834	9.28	11	95169	4368	4466	49.45	50.55

MO	DY	YR	DAY OF WK	HR	HR VOL	PERCENT OF AADT	HOUR NUMBER	AADT	EAST VOLUME	WEST VOLUME	PERCENT EAST IS OF TOTAL VOLUME	PERCENT WEST IS OF TOTAL VOLUME
11	8	2013	6	17	8826	9.27	12	95169	4323	4503	48.98	51.02
6	12	2013	4	18	8823	9.27	13	95169	4182	4641	47.40	52.60
11	21	2013	5	17	8810	9.26	14	95169	4293	4517	48.73	51.27
12	17	2013	3	17	8810	9.26	15	95169	4228	4582	47.99	52.01
6	14	2013	6	18	8800	9.25	16	95169	4367	4433	49.63	50.38
9	25	2013	4	18	8789	9.24	17	95169	4039	4750	45.96	54.04
10	11	2013	6	17	8769	9.21	18	95169	4248	4521	48.44	51.56
10	23	2013	4	18	8761	9.21	19	95169	3917	4844	44.71	55.29
7	10	2013	4	17	8757	9.20	20	95169	4188	4569	47.82	52.18
11	5	2013	3	17	8751	9.20	21	95169	4067	4684	46.47	53.53
10	10	2013	5	17	8749	9.19	22	95169	4146	4603	47.39	52.61
12	19	2013	5	17	8745	9.19	23	95169	4232	4513	48.39	51.61
10	30	2013	4	17	8727	9.17	24	95169	4015	4712	46.01	53.99
11	22	2013	6	17	8723	9.17	25	95169	4226	4497	48.45	51.55
12	11	2013	4	17	8715	9.16	26	95169	4145	4570	47.56	52.44
10	18	2013	6	17	8714	9.16	27	95169	4117	4597	47.25	52.75
10	16	2013	4	17	8697	9.14	28	95169	4192	4505	48.20	51.80
10	15	2013	3	18	8691	9.13	29	95169	4029	4662	46.36	53.64
7	17	2013	4	17	8682	9.12	30	95169	4176	4506	48.10	51.90
10	15	2013	3	17	8676	9.12	31	95169	4188	4488	48.27	51.73
10	10	2013	5	18	8674	9.11	32	95169	4095	4579	47.21	52.79
8	7	2013	4	17	8669	9.11	33	95169	4181	4488	48.23	51.77
9	25	2013	4	17	8666	9.11	34	95169	4092	4574	47.22	52.78
8	1	2013	5	17	8656	9.10	35	95169	4146	4510	47.90	52.10
9	26	2013	5	18	8652	9.09	36	95169	4107	4545	47.47	52.53
6	11	2013	3	17	8649	9.09	37	95169	4126	4523	47.70	52.30
12	18	2013	4	17	8645	9.08	38	95169	4056	4589	46.92	53.08
10	9	2013	4	18	8637	9.08	39	95169	3919	4718	45.37	54.63
9	26	2013	5	17	8636	9.07	40	95169	4130	4506	47.82	52.18
10	23	2013	4	17	8630	9.07	41	95169	4058	4572	47.02	52.98
6	11	2013	3	18	8627	9.06	42	95169	4140	4487	47.99	52.01
10	3	2013	5	17	8624	9.06	43	95169	4101	4523	47.55	52.45
6	12	2013	4	17	8613	9.05	44	95169	4036	4577	46.86	53.14
2	14	2013	5	18	8612	9.05	45	95169	3983	4629	46.25	53.75
8	6	2013	3	17	8611	9.05	46	95169	4086	4525	47.45	52.55
9	12	2013	5	17	8610	9.05	47	95169	4129	4481	47.96	52.04
10	8	2013	3	17	8610	9.05	48	95169	4017	4593	46.66	53.34
2	13	2013	4	18	8602	9.04	49	95169	3929	4673	45.68	54.32
9	18	2013	4	17	8599	9.04	50	95169	3971	4628	46.18	53.82
11	13	2013	4	17	8592	9.03	51	95169	4031	4561	46.92	53.08
12	13	2013	6	17	8590	9.03	52	95169	4124	4466	48.01	51.99


MO	DY	YR	DAY OF WK	HR	HR VOL	PERCENT OF AADT	HOUR NUMBER	AADT	EAST VOLUME	WEST VOLUME	PERCENT EAST IS OF TOTAL VOLUME	PERCENT WEST IS OF TOTAL VOLUME
10	22	2013	3	17	8584	9.02	53	95169	3958	4626	46.11	53.89
12	4	2013	4	17	8580	9.02	54	95169	3979	4601	46.38	53.62
12	5	2013	5	17	8577	9.01	55	95169	4086	4491	47.64	52.36
10	31	2013	5	18	8575	9.01	56	95169	4105	4470	47.87	52.13
2	8	2013	6	17	8568	9.00	57	95169	3962	4606	46.24	53.76
10	22	2013	3	18	8566	9.00	58	95169	4006	4560	46.77	53.23
8	8	2013	5	18	8564	9.00	59	95169	4123	4441	48.14	51.86
7	18	2013	5	17	8562	9.00	60	95169	4162	4400	48.61	51.39
8	14	2013	4	17	8557	8.99	61	95169	4150	4407	48.50	51.50
11	14	2013	5	17	8549	8.98	62	95169	4154	4395	48.59	51.41
7	12	2013	6	17	8546	8.98	63	95169	4064	4482	47.55	52.45
10	9	2013	4	17	8544	8.98	64	95169	4063	4481	47.55	52.45
10	16	2013	4	18	8543	8.98	65	95169	4047	4496	47.37	52.63
12	3	2013	3	17	8543	8.98	66	95169	4089	4454	47.86	52.14
7	31	2013	4	18	8535	8.97	67	95169	4160	4375	48.74	51.26
7	18	2013	5	18	8532	8.97	68	95169	4138	4394	48.50	51.50
10	29	2013	3	17	8531	8.96	69	95169	4030	4501	47.24	52.76
11	12	2013	3	17	8531	8.96	70	95169	4085	4446	47.88	52.12
10	4	2013	6	18	8527	8.96	71	95169	4202	4325	49.28	50.72
2	12	2013	3	18	8521	8.95	72	95169	3882	4639	45.56	54.44
6	20	2013	5	17	8520	8.95	73	95169	4040	4480	47.42	52.58
9	3	2013	3	17	8520	8.95	74	95169	3977	4543	46.68	53.32
11	1	2013	6	17	8518	8.95	75	95169	4070	4448	47.78	52.22
7	16	2013	3	18	8517	8.95	76	95169	3938	4579	46.24	53.76
10	1	2013	3	18	8512	8.94	77	95169	3945	4567	46.35	53.65
11	5	2013	3	18	8512	8.94	78	95169	3929	4583	46.16	53.84
8	27	2013	3	17	8511	8.94	79	95169	3992	4519	46.90	53.10
10	1	2013	3	17	8510	8.94	80	95169	3926	4584	46.13	53.87
6	13	2013	5	17	8500	8.93	81	95169	4099	4401	48.22	51.78
10	28	2013	2	17	8499	8.93	82	95169	4084	4415	48.05	51.95
2	13	2013	4	17	8498	8.93	83	95169	4040	4458	47.54	52.46
7	10	2013	4	18	8496	8.93	84	95169	4041	4455	47.56	52.44
9	4	2013	4	18	8495	8.93	85	95169	4037	4458	47.52	52.48
2	1	2013	6	17	8492	8.92	86	95169	4074	4418	47.97	52.03
3	15	2013	6	17	8491	8.92	87	95169	4083	4408	48.09	51.91
9	18	2013	4	18	8491	8.92	88	95169	3993	4498	47.03	52.97
8	20	2013	3	18	8488	8.92	89	95169	4058	4430	47.81	52.19
8	28	2013	4	18	8469	8.90	90	95169	3986	4483	47.07	52.93
7	30	2013	3	17	8467	8.90	91	95169	4020	4447	47.48	52.52
8	20	2013	3	17	8467	8.90	92	95169	3998	4469	47.22	52.78
10	25	2013	6	18	8466	8.90	93	95169	4010	4456	47.37	52.63

MO	DY	YR	DAY OF WK	HR	HR VOL	PERCENT OF AADT	HOUR NUMBER	AADT	EAST VOLUME	WEST VOLUME	PERCENT EAST IS OF TOTAL VOLUME	PERCENT WEST IS OF TOTAL VOLUME
12	6	2013	6	17	8461	8.89	94	95169	4090	4371	48.34	51.66
6	26	2013	4	17	8460	8.89	95	95169	4031	4429	47.65	52.35
7	9	2013	3	17	8460	8.89	96	95169	4142	4318	48.96	51.04
10	21	2013	2	17	8460	8.89	97	95169	3928	4532	46.43	53.57
10	8	2013	3	18	8459	8.89	98	95169	3917	4542	46.31	53.69
8	27	2013	3	18	8457	8.89	99	95169	3951	4506	46.72	53.28
12	18	2013	4	18	8456	8.89	100	95169	3936	4520	46.55	53.45
10	18	2013	6	16	8454	8.88	101	95169	4039	4415	47.78	52.22
12	17	2013	3	18	8451	8.88	102	95169	4010	4441	47.45	52.55
7	17	2013	4	18	8450	8.88	103	95169	3952	4498	46.77	53.23
9	12	2013	5	18	8444	8.87	104	95169	3957	4487	46.86	53.14
9	16	2013	2	17	8442	8.87	105	95169	4020	4422	47.62	52.38
12	2	2013	2	17	8441	8.87	106	95169	4062	4379	48.12	51.88
12	13	2013	6	16	8435	8.86	107	95169	4055	4380	48.07	51.93
10	4	2013	6	16	8432	8.86	108	95169	4056	4376	48.10	51.90
6	13	2013	5	18	8430	8.86	109	95169	4093	4337	48.55	51.45
7	2	2013	3	17	8429	8.86	110	95169	4041	4388	47.94	52.06
10	21	2013	2	18	8428	8.86	111	95169	3938	4490	46.73	53.27
11	19	2013	3	17	8428	8.86	112	95169	4057	4371	48.14	51.86
11	26	2013	3	17	8426	8.85	113	95169	4146	4280	49.20	50.80
6	19	2013	4	17	8425	8.85	114	95169	3930	4495	46.65	53.35
8	22	2013	5	17	8422	8.85	115	95169	4063	4359	48.24	51.76
12	19	2013	5	18	8421	8.85	116	95169	3995	4426	47.44	52.56
9	13	2013	6	18	8419	8.85	117	95169	4105	4314	48.76	51.24
12	4	2013	4	18	8418	8.85	118	95169	3887	4531	46.17	53.83
7	11	2013	5	18	8416	8.84	119	95169	4046	4370	48.08	51.92
7	29	2013	2	17	8414	8.84	120	95169	3963	4451	47.10	52.90
8	28	2013	4	17	8413	8.84	121	95169	4031	4382	47.91	52.09
11	4	2013	2	17	8413	8.84	122	95169	3978	4435	47.28	52.72
3	8	2013	6	17	8410	8.84	123	95169	3976	4434	47.28	52.72
10	17	2013	5	18	8407	8.83	124	95169	3970	4437	47.22	52.78
11	1	2013	6	16	8407	8.83	125	95169	4056	4351	48.25	51.75
3	26	2013	3	17	8404	8.83	126	95169	4038	4366	48.05	51.95
7	8	2013	2	17	8404	8.83	127	95169	4265	4139	50.75	49.25
8	21	2013	4	17	8402	8.83	128	95169	4021	4381	47.86	52.14
11	21	2013	5	18	8398	8.82	129	95169	3925	4473	46.74	53.26
10	7	2013	2	18	8396	8.82	130	95169	3845	4551	45.80	54.20
9	10	2013	3	18	8395	8.82	131	95169	4003	4392	47.68	52.32
3	7	2013	5	17	8394	8.82	132	95169	3966	4428	47.25	52.75
3	15	2013	6	16	8391	8.82	133	95169	4126	4265	49.17	50.83
7	24	2013	4	17	8391	8.82	134	95169	4063	4328	48.42	51.58

MO	DY	YR	DAY OF WK	HR	HR VOL	PERCENT OF AADT	HOUR NUMBER	AADT	EAST VOLUME	WEST VOLUME	PERCENT EAST IS OF TOTAL VOLUME	PERCENT WEST IS OF TOTAL VOLUME
9	6	2013	6	17	8391	8.82	135	95169	3938	4453	46.93	53.07
9	20	2013	6	16	8390	8.82	136	95169	4071	4319	48.52	51.48
11	25	2013	2	17	8390	8.82	137	95169	3949	4441	47.07	52.93
7	11	2013	5	17	8388	8.81	138	95169	4136	4252	49.31	50.69
8	23	2013	6	17	8388	8.81	139	95169	3981	4407	47.46	52.54
8	22	2013	5	18	8386	8.81	140	95169	3956	4430	47.17	52.83
10	18	2013	6	18	8380	8.81	141	95169	3906	4474	46.61	53.39
7	25	2013	5	17	8379	8.80	142	95169	4083	4296	48.73	51.27
8	21	2013	4	18	8379	8.80	143	95169	3951	4428	47.15	52.85
11	20	2013	4	18	8378	8.80	144	95169	3942	4436	47.05	52.95
12	13	2013	6	18	8378	8.80	145	95169	4081	4297	48.71	51.29
11	14	2013	5	18	8377	8.80	146	95169	3932	4445	46.94	53.06
7	2	2013	3	18	8373	8.80	147	95169	3883	4490	46.38	53.62
2	14	2013	5	17	8371	8.80	148	95169	4052	4319	48.41	51.59
6	18	2013	3	18	8371	8.80	149	95169	4008	4363	47.88	52.12
9	19	2013	5	17	8368	8.79	150	95169	4021	4347	48.05	51.95
10	11	2013	6	18	8367	8.79	151	95169	4087	4280	48.85	51.15
12	23	2013	2	17	8363	8.79	152	95169	4049	4314	48.42	51.58
10	11	2013	6	16	8360	8.78	153	95169	4199	4161	50.23	49.77
3	7	2013	5	18	8358	8.78	154	95169	3941	4417	47.15	52.85
10	7	2013	2	17	8357	8.78	155	95169	3836	4521	45.90	54.10
12	11	2013	4	18	8357	8.78	156	95169	3911	4446	46.80	53.20
6	20	2013	5	18	8351	8.77	157	95169	3955	4396	47.36	52.64
7	23	2013	3	18	8351	8.77	158	95169	3962	4389	47.44	52.56
10	14	2013	2	18	8351	8.77	159	95169	3947	4404	47.26	52.74
2	20	2013	4	18	8350	8.77	160	95169	3807	4543	45.59	54.41
10	31	2013	5	16	8349	8.77	161	95169	4132	4217	49.49	50.51
2	12	2013	3	17	8348	8.77	162	95169	3862	4486	46.26	53.74
6	18	2013	3	17	8344	8.77	163	95169	3920	4424	46.98	53.02
7	30	2013	3	18	8344	8.77	164	95169	4000	4344	47.94	52.06
8	13	2013	3	17	8343	8.77	165	95169	3877	4466	46.47	53.53
3	14	2013	5	17	8342	8.77	166	95169	3973	4369	47.63	52.37
3	14	2013	5	18	8341	8.76	167	95169	3875	4466	46.46	53.54
3	25	2013	2	17	8339	8.76	168	95169	3956	4383	47.44	52.56
8	7	2013	4	18	8339	8.76	169	95169	4029	4310	48.32	51.68
9	10	2013	3	17	8338	8.76	170	95169	3884	4454	46.58	53.42
7	9	2013	3	18	8337	8.76	171	95169	4039	4298	48.45	51.55
8	19	2013	2	18	8337	8.76	172	95169	3865	4472	46.36	53.64
3	8	2013	6	18	8336	8.76	173	95169	3851	4485	46.20	53.80
7	24	2013	4	18	8336	8.76	174	95169	4024	4312	48.27	51.73
9	20	2013	6	17	8335	8.76	175	95169	4160	4175	49.91	50.09


MO	DY	YR	DAY OF WK	HR	HR VOL	PERCENT OF AADT	HOUR NUMBER	AADT	EAST VOLUME	WEST VOLUME	PERCENT EAST IS OF TOTAL VOLUME	PERCENT WEST IS OF TOTAL VOLUME
7	3	2013	4	17	8334	8.76	176	95169	3930	4404	47.16	52.84
7	1	2013	2	17	8331	8.75	177	95169	3916	4415	47.01	52.99
7	19	2013	6	17	8331	8.75	178	95169	3960	4371	47.53	52.47
2	7	2013	5	17	8329	8.75	179	95169	3939	4390	47.29	52.71
12	3	2013	3	18	8329	8.75	180	95169	3815	4514	45.80	54.20
8	1	2013	5	18	8328	8.75	181	95169	3992	4336	47.93	52.07
11	6	2013	4	17	8328	8.75	182	95169	3993	4335	47.95	52.05
2	26	2013	3	17	8327	8.75	183	95169	3868	4459	46.45	53.55
12	5	2013	5	18	8326	8.75	184	95169	3953	4373	47.48	52.52
7	16	2013	3	17	8324	8.75	185	95169	3995	4329	47.99	52.01
7	23	2013	3	17	8321	8.74	186	95169	4029	4292	48.42	51.58
7	25	2013	5	18	8320	8.74	187	95169	4018	4302	48.29	51.71
7	22	2013	2	17	8318	8.74	188	95169	3955	4363	47.55	52.45
12	10	2013	3	17	8313	8.73	189	95169	3863	4450	46.47	53.53
11	13	2013	4	18	8311	8.73	190	95169	3872	4439	46.59	53.41
2	4	2013	2	17	8305	8.73	191	95169	3921	4384	47.21	52.79
10	29	2013	3	18	8303	8.72	192	95169	3921	4382	47.22	52.78
9	24	2013	3	17	8299	8.72	193	95169	3810	4489	45.91	54.09
10	25	2013	6	16	8299	8.72	194	95169	3996	4303	48.15	51.85
8	6	2013	3	18	8297	8.72	195	95169	3991	4306	48.10	51.90
6	21	2013	6	17	8296	8.72	196	95169	3904	4392	47.06	52.94
2	26	2013	3	18	8293	8.71	197	95169	3736	4557	45.05	54.95
6	17	2013	2	17	8283	8.70	198	95169	3957	4326	47.77	52.23
9	11	2013	4	17	8283	8.70	199	95169	4023	4260	48.57	51.43
2	8	2013	6	18	8281	8.70	200	95169	3909	4372	47.20	52.80

SR 005 MP 103.54 TUMWATER/CUSTER WAY ADC SITE R099
K FOR PEAK 200 HOURS OF 2013

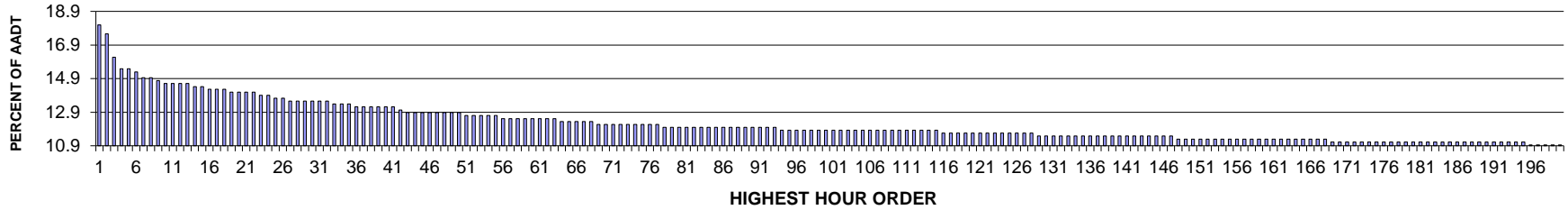


AADT= 0 K 30 FACTOR= 0.00 K 100 FACTOR= 0.00 K 200 FACTOR= 0.00 D 30 FACTOR= 0.00

SR 005 MP 103.54 TUMWATER/CUSTER WAY ADC SITE R099
D % IN THE PEAK 200 HOURS OF 2013

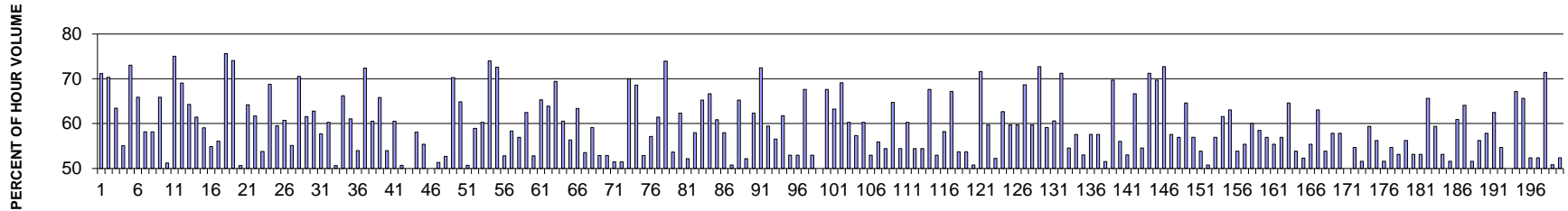


**SR 017 MP 112.25 MANSFIELD ADC SITE R100
K FOR PEAK 200 HOURS OF 2013**



AADT= 575 K 30 FACTOR= 13.57 K 100 FACTOR= 11.83 K 200 FACTOR= 10.96 D 30 FACTOR= 62.82

**SR 017 MP 112.25 MANSFIELD ADC SITE R100
D % IN THE PEAK 200 HOURS OF 2013**



MO	DY	YR	DAY OF WK	HR	HR VOL	PERCENT OF AADT	HOUR NUMBER	AADT	NORTH VOLUME	SOUTH VOLUME	PERCENT NORTH IS OF TOTAL VOLUME	PERCENT SOUTH IS OF TOTAL VOLUME
5	27	2013	2	14	104	18.09	1	575	30	74	28.85	71.15
5	27	2013	2	15	101	17.57	2	575	30	71	29.70	70.30
8	11	2013	1	15	93	16.17	3	575	34	59	36.56	63.44
5	23	2013	5	15	89	15.48	4	575	40	49	44.94	55.06
10	20	2013	1	17	89	15.48	5	575	24	65	26.97	73.03
11	27	2013	4	15	88	15.30	6	575	30	58	34.09	65.91
5	24	2013	6	16	86	14.96	7	575	50	36	58.14	41.86
8	11	2013	1	12	86	14.96	8	575	36	50	41.86	58.14
9	2	2013	2	14	85	14.78	9	575	29	56	34.12	65.88
6	3	2013	2	12	84	14.61	10	575	43	41	51.19	48.81
6	23	2013	1	13	84	14.61	11	575	21	63	25.00	75.00
8	9	2013	6	13	84	14.61	12	575	58	26	69.05	30.95

MO	DY	YR	DAY OF WK	HR	HR VOL	PERCENT OF AADT	HOUR NUMBER	AADT	NORTH VOLUME	SOUTH VOLUME	PERCENT NORTH IS OF TOTAL VOLUME	PERCENT SOUTH IS OF TOTAL VOLUME
8	11	2013	1	14	84	14.61	13	575	30	54	35.71	64.29
5	24	2013	6	17	83	14.43	14	575	51	32	61.45	38.55
8	30	2013	6	17	83	14.43	15	575	49	34	59.04	40.96
6	27	2013	5	16	82	14.26	16	575	45	37	54.88	45.12
8	11	2013	1	13	82	14.26	17	575	36	46	43.90	56.10
10	20	2013	1	16	82	14.26	18	575	20	62	24.39	75.61
5	27	2013	2	13	81	14.09	19	575	21	60	25.93	74.07
6	27	2013	5	17	81	14.09	20	575	40	41	49.38	50.62
9	13	2013	6	18	81	14.09	21	575	52	29	64.20	35.80
10	20	2013	1	14	81	14.09	22	575	31	50	38.27	61.73
6	23	2013	1	17	80	13.91	23	575	43	37	53.75	46.25
8	11	2013	1	20	80	13.91	24	575	25	55	31.25	68.75
4	21	2013	1	15	79	13.74	25	575	47	32	59.49	40.51
8	9	2013	6	16	79	13.74	26	575	48	31	60.76	39.24
5	3	2013	6	14	78	13.57	27	575	35	43	44.87	55.13
5	23	2013	5	17	78	13.57	28	575	23	55	29.49	70.51
5	25	2013	7	15	78	13.57	29	575	48	30	61.54	38.46
8	2	2013	6	14	78	13.57	30	575	29	49	37.18	62.82
8	9	2013	6	12	78	13.57	31	575	45	33	57.69	42.31
8	11	2013	1	19	78	13.57	32	575	31	47	39.74	60.26
6	21	2013	6	16	77	13.39	33	575	39	38	50.65	49.35
7	21	2013	1	14	77	13.39	34	575	26	51	33.77	66.23
10	11	2013	6	15	77	13.39	35	575	47	30	61.04	38.96
5	23	2013	5	16	76	13.22	36	575	35	41	46.05	53.95
7	7	2013	1	15	76	13.22	37	575	21	55	27.63	72.37
8	9	2013	6	15	76	13.22	38	575	46	30	60.53	39.47
8	11	2013	1	18	76	13.22	39	575	26	50	34.21	65.79
9	15	2013	1	13	76	13.22	40	575	35	41	46.05	53.95
10	18	2013	6	16	76	13.22	41	575	46	30	60.53	39.47
5	24	2013	6	18	75	13.04	42	575	38	37	50.67	49.33
7	19	2013	6	12	74	12.87	43	575	37	37	50.00	50.00
8	4	2013	1	15	74	12.87	44	575	43	31	58.11	41.89
8	5	2013	2	14	74	12.87	45	575	33	41	44.59	55.41
8	18	2013	1	15	74	12.87	46	575	37	37	50.00	50.00
9	22	2013	1	16	74	12.87	47	575	36	38	48.65	51.35
10	18	2013	6	17	74	12.87	48	575	35	39	47.30	52.70
10	20	2013	1	13	74	12.87	49	575	22	52	29.73	70.27
11	1	2013	6	11	74	12.87	50	575	26	48	35.14	64.86
7	21	2013	1	15	73	12.70	51	575	37	36	50.68	49.32
8	10	2013	7	14	73	12.70	52	575	43	30	58.90	41.10
8	31	2013	7	13	73	12.70	53	575	44	29	60.27	39.73

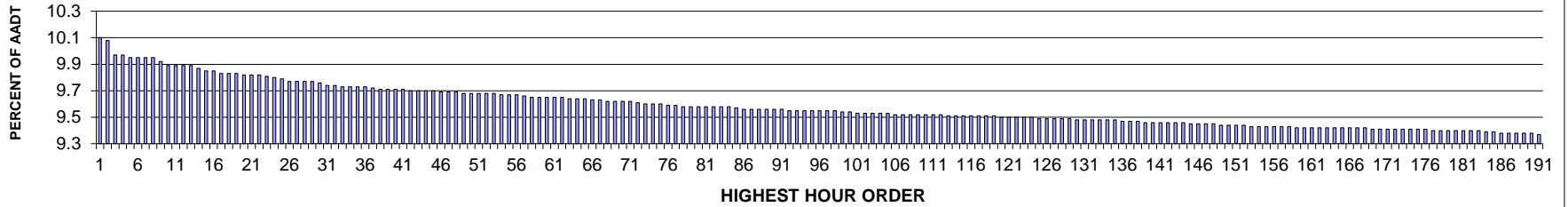
MO	DY	YR	DAY OF WK	HR	HR VOL	PERCENT OF AADT	HOUR NUMBER	AADT	NORTH VOLUME	SOUTH VOLUME	PERCENT NORTH IS OF TOTAL VOLUME	PERCENT SOUTH IS OF TOTAL VOLUME
10	11	2013	6	19	73	12.70	54	575	54	19	73.97	26.03
11	15	2013	6	17	73	12.70	55	575	20	53	27.40	72.60
5	10	2013	6	16	72	12.52	56	575	38	34	52.78	47.22
5	31	2013	6	15	72	12.52	57	575	42	30	58.33	41.67
7	12	2013	6	16	72	12.52	58	575	31	41	43.06	56.94
8	1	2013	5	17	72	12.52	59	575	27	45	37.50	62.50
8	11	2013	1	21	72	12.52	60	575	38	34	52.78	47.22
9	2	2013	2	15	72	12.52	61	575	25	47	34.72	65.28
10	15	2013	3	12	72	12.52	62	575	26	46	36.11	63.89
11	1	2013	6	14	72	12.52	63	575	22	50	30.56	69.44
5	31	2013	6	16	71	12.35	64	575	43	28	60.56	39.44
8	1	2013	5	15	71	12.35	65	575	31	40	43.66	56.34
8	8	2013	5	14	71	12.35	66	575	45	26	63.38	36.62
8	12	2013	2	12	71	12.35	67	575	38	33	53.52	46.48
10	25	2013	6	15	71	12.35	68	575	29	42	40.85	59.15
6	2	2013	1	13	70	12.17	69	575	33	37	47.14	52.86
7	19	2013	6	13	70	12.17	70	575	33	37	47.14	52.86
8	2	2013	6	12	70	12.17	71	575	36	34	51.43	48.57
8	4	2013	1	14	70	12.17	72	575	34	36	48.57	51.43
9	2	2013	2	13	70	12.17	73	575	21	49	30.00	70.00
9	19	2013	5	12	70	12.17	74	575	22	48	31.43	68.57
9	27	2013	6	14	70	12.17	75	575	33	37	47.14	52.86
10	16	2013	4	15	70	12.17	76	575	30	40	42.86	57.14
11	27	2013	4	17	70	12.17	77	575	43	27	61.43	38.57
5	28	2013	3	11	69	12.00	78	575	51	18	73.91	26.09
5	31	2013	6	17	69	12.00	79	575	37	32	53.62	46.38
6	20	2013	5	15	69	12.00	80	575	26	43	37.68	62.32
7	18	2013	5	11	69	12.00	81	575	36	33	52.17	47.83
7	19	2013	6	16	69	12.00	82	575	40	29	57.97	42.03
8	1	2013	5	18	69	12.00	83	575	24	45	34.78	65.22
8	21	2013	4	16	69	12.00	84	575	23	46	33.33	66.67
8	25	2013	1	13	69	12.00	85	575	42	27	60.87	39.13
8	25	2013	1	16	69	12.00	86	575	40	29	57.97	42.03
9	27	2013	6	17	69	12.00	87	575	34	35	49.28	50.72
10	11	2013	6	18	69	12.00	88	575	45	24	65.22	34.78
10	18	2013	6	12	69	12.00	89	575	36	33	52.17	47.83
10	18	2013	6	18	69	12.00	90	575	43	26	62.32	37.68
10	20	2013	1	15	69	12.00	91	575	19	50	27.54	72.46
11	1	2013	6	15	69	12.00	92	575	28	41	40.58	59.42
11	27	2013	4	13	69	12.00	93	575	30	39	43.48	56.52
4	26	2013	6	17	68	11.83	94	575	42	26	61.76	38.24

MO	DY	YR	DAY OF WK	HR	HR VOL	PERCENT OF AADT	HOUR NUMBER	AADT	NORTH VOLUME	SOUTH VOLUME	PERCENT NORTH IS OF TOTAL VOLUME	PERCENT SOUTH IS OF TOTAL VOLUME
5	3	2013	6	17	68	11.83	95	575	36	32	52.94	47.06
6	14	2013	6	16	68	11.83	96	575	32	36	47.06	52.94
6	23	2013	1	14	68	11.83	97	575	22	46	32.35	67.65
6	30	2013	1	18	68	11.83	98	575	36	32	52.94	47.06
7	6	2013	7	13	68	11.83	99	575	34	34	50.00	50.00
7	7	2013	1	12	68	11.83	100	575	22	46	32.35	67.65
7	7	2013	1	13	68	11.83	101	575	25	43	36.76	63.24
7	7	2013	1	16	68	11.83	102	575	21	47	30.88	69.12
7	8	2013	2	14	68	11.83	103	575	41	27	60.29	39.71
7	14	2013	1	13	68	11.83	104	575	29	39	42.65	57.35
7	27	2013	7	12	68	11.83	105	575	27	41	39.71	60.29
8	2	2013	6	17	68	11.83	106	575	32	36	47.06	52.94
8	4	2013	1	16	68	11.83	107	575	30	38	44.12	55.88
8	11	2013	1	16	68	11.83	108	575	31	37	45.59	54.41
8	13	2013	3	15	68	11.83	109	575	24	44	35.29	64.71
8	21	2013	4	14	68	11.83	110	575	31	37	45.59	54.41
9	2	2013	2	12	68	11.83	111	575	27	41	39.71	60.29
9	2	2013	2	17	68	11.83	112	575	31	37	45.59	54.41
9	22	2013	1	17	68	11.83	113	575	37	31	54.41	45.59
10	15	2013	3	13	68	11.83	114	575	22	46	32.35	67.65
11	27	2013	4	16	68	11.83	115	575	32	36	47.06	52.94
4	26	2013	6	16	67	11.65	116	575	39	28	58.21	41.79
5	27	2013	2	16	67	11.65	117	575	22	45	32.84	67.16
6	14	2013	6	13	67	11.65	118	575	31	36	46.27	53.73
6	16	2013	1	17	67	11.65	119	575	36	31	53.73	46.27
6	30	2013	1	16	67	11.65	120	575	33	34	49.25	50.75
7	7	2013	1	14	67	11.65	121	575	19	48	28.36	71.64
7	7	2013	1	17	67	11.65	122	575	27	40	40.30	59.70
7	20	2013	7	11	67	11.65	123	575	32	35	47.76	52.24
7	28	2013	1	19	67	11.65	124	575	42	25	62.69	37.31
8	18	2013	1	14	67	11.65	125	575	27	40	40.30	59.70
9	27	2013	6	12	67	11.65	126	575	27	40	40.30	59.70
11	1	2013	6	12	67	11.65	127	575	21	46	31.34	68.66
11	28	2013	5	11	67	11.65	128	575	27	40	40.30	59.70
5	17	2013	6	13	66	11.48	129	575	18	48	27.27	72.73
5	27	2013	2	17	66	11.48	130	575	27	39	40.91	59.09
5	28	2013	3	10	66	11.48	131	575	40	26	60.61	39.39
6	9	2013	1	19	66	11.48	132	575	47	19	71.21	28.79
6	17	2013	2	12	66	11.48	133	575	36	30	54.55	45.45
7	22	2013	2	14	66	11.48	134	575	28	38	42.42	57.58
7	26	2013	6	14	66	11.48	135	575	35	31	53.03	46.97

MO	DY	YR	DAY OF WK	HR	HR VOL	PERCENT OF AADT	HOUR NUMBER	AADT	NORTH VOLUME	SOUTH VOLUME	PERCENT NORTH IS OF TOTAL VOLUME	PERCENT SOUTH IS OF TOTAL VOLUME
8	1	2013	5	16	66	11.48	136	575	28	38	42.42	57.58
8	2	2013	6	11	66	11.48	137	575	38	28	57.58	42.42
8	8	2013	5	15	66	11.48	138	575	32	34	48.48	51.52
8	11	2013	1	17	66	11.48	139	575	20	46	30.30	69.70
8	15	2013	5	14	66	11.48	140	575	37	29	56.06	43.94
9	18	2013	4	15	66	11.48	141	575	31	35	46.97	53.03
10	11	2013	6	16	66	11.48	142	575	44	22	66.67	33.33
10	18	2013	6	13	66	11.48	143	575	36	30	54.55	45.45
10	27	2013	1	13	66	11.48	144	575	19	47	28.79	71.21
10	29	2013	3	10	66	11.48	145	575	20	46	30.30	69.70
11	1	2013	6	13	66	11.48	146	575	18	48	27.27	72.73
11	8	2013	6	16	66	11.48	147	575	28	38	42.42	57.58
3	14	2013	5	14	65	11.30	148	575	37	28	56.92	43.08
5	12	2013	1	16	65	11.30	149	575	23	42	35.38	64.62
5	16	2013	5	17	65	11.30	150	575	28	37	43.08	56.92
5	19	2013	1	16	65	11.30	151	575	35	30	53.85	46.15
7	10	2013	4	17	65	11.30	152	575	33	32	50.77	49.23
7	14	2013	1	15	65	11.30	153	575	37	28	56.92	43.08
7	28	2013	1	12	65	11.30	154	575	40	25	61.54	38.46
7	29	2013	2	12	65	11.30	155	575	24	41	36.92	63.08
8	4	2013	1	12	65	11.30	156	575	30	35	46.15	53.85
8	4	2013	1	17	65	11.30	157	575	36	29	55.38	44.62
8	7	2013	4	16	65	11.30	158	575	39	26	60.00	40.00
8	8	2013	5	12	65	11.30	159	575	27	38	41.54	58.46
8	18	2013	1	12	65	11.30	160	575	28	37	43.08	56.92
8	30	2013	6	18	65	11.30	161	575	36	29	55.38	44.62
9	21	2013	7	18	65	11.30	162	575	28	37	43.08	56.92
10	4	2013	6	13	65	11.30	163	575	23	42	35.38	64.62
10	11	2013	6	14	65	11.30	164	575	35	30	53.85	46.15
10	30	2013	4	16	65	11.30	165	575	31	34	47.69	52.31
11	1	2013	6	17	65	11.30	166	575	29	36	44.62	55.38
11	2	2013	7	12	65	11.30	167	575	24	41	36.92	63.08
12	1	2013	1	16	65	11.30	168	575	30	35	46.15	53.85
4	26	2013	6	12	64	11.13	169	575	27	37	42.19	57.81
5	17	2013	6	12	64	11.13	170	575	27	37	42.19	57.81
6	2	2013	1	15	64	11.13	171	575	32	32	50.00	50.00
6	16	2013	1	16	64	11.13	172	575	35	29	54.69	45.31
7	5	2013	6	15	64	11.13	173	575	31	33	48.44	51.56
7	15	2013	2	16	64	11.13	174	575	26	38	40.63	59.38
7	21	2013	1	12	64	11.13	175	575	28	36	43.75	56.25
7	21	2013	1	13	64	11.13	176	575	31	33	48.44	51.56

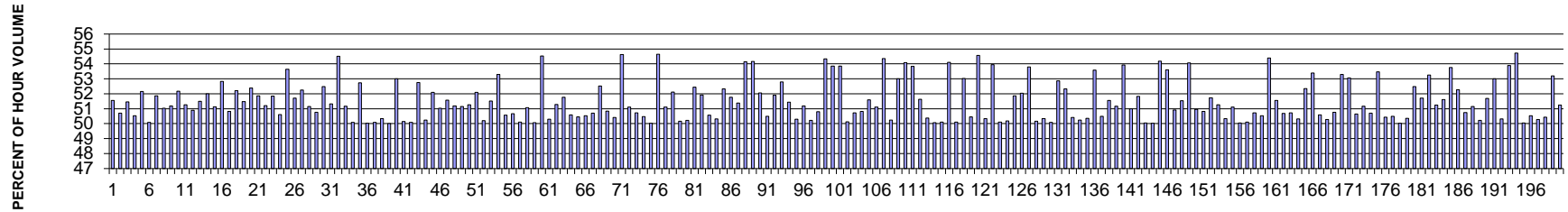
MO	DY	YR	DAY OF WK	HR	HR VOL	PERCENT OF AADT	HOUR NUMBER	AADT	NORTH VOLUME	SOUTH VOLUME	PERCENT NORTH IS OF TOTAL VOLUME	PERCENT SOUTH IS OF TOTAL VOLUME
8	8	2013	5	11	64	11.13	177	575	29	35	45.31	54.69
8	9	2013	6	14	64	11.13	178	575	30	34	46.88	53.13
8	10	2013	7	11	64	11.13	179	575	36	28	56.25	43.75
8	15	2013	5	15	64	11.13	180	575	30	34	46.88	53.13
8	18	2013	1	18	64	11.13	181	575	30	34	46.88	53.13
8	23	2013	6	12	64	11.13	182	575	22	42	34.38	65.63
8	25	2013	1	12	64	11.13	183	575	26	38	40.63	59.38
8	30	2013	6	15	64	11.13	184	575	30	34	46.88	53.13
8	30	2013	6	16	64	11.13	185	575	33	31	51.56	48.44
9	3	2013	3	15	64	11.13	186	575	25	39	39.06	60.94
9	27	2013	6	16	64	11.13	187	575	23	41	35.94	64.06
9	27	2013	6	18	64	11.13	188	575	31	33	48.44	51.56
10	10	2013	5	16	64	11.13	189	575	28	36	43.75	56.25
10	13	2013	1	16	64	11.13	190	575	27	37	42.19	57.81
10	15	2013	3	16	64	11.13	191	575	24	40	37.50	62.50
10	18	2013	6	11	64	11.13	192	575	35	29	54.69	45.31
10	25	2013	6	17	64	11.13	193	575	32	32	50.00	50.00
10	26	2013	7	13	64	11.13	194	575	21	43	32.81	67.19
10	28	2013	2	13	64	11.13	195	575	22	42	34.38	65.63
4	18	2013	5	17	63	10.96	196	575	33	30	52.38	47.62
5	10	2013	6	18	63	10.96	197	575	33	30	52.38	47.62
5	27	2013	2	12	63	10.96	198	575	18	45	28.57	71.43
6	21	2013	6	13	63	10.96	199	575	31	32	49.21	50.79
7	3	2013	4	16	63	10.96	200	575	30	33	47.62	52.38

**SR 099 MP 29.37 SEATTLE/ALASKAN WAY ADC SITE R101
K FOR PEAK 200 HOURS OF 2013**



AADT= 59944 K 30 FACTOR= 9.76 K 100 FACTOR= 9.54 K 200 FACTOR= 9.35 D 30 FACTOR= 52.48

**SR 099 MP 29.37 SEATTLE/ALASKAN WAY ADC SITE R101
D % IN THE PEAK 200 HOURS OF 2013**



MO	DY	YR	DAY OF WK	HR	HR VOL	PERCENT OF AADT	HOUR NUMBER	AADT	NORTH VOLUME	SOUTH VOLUME	PERCENT NORTH IS OF TOTAL VOLUME	PERCENT SOUTH IS OF TOTAL VOLUME
2	21	2013	5	17	6052	10.10	1	59944	2932	3120	48.45	51.55
3	1	2013	6	17	6043	10.08	2	59944	2979	3064	49.30	50.70
2	13	2013	4	17	5979	9.97	3	59944	2903	3076	48.55	51.45
4	3	2013	4	17	5979	9.97	4	59944	2958	3021	49.47	50.53
2	14	2013	5	17	5967	9.95	5	59944	2855	3112	47.85	52.15
4	30	2013	3	17	5966	9.95	6	59944	2978	2988	49.92	50.08
2	7	2013	5	17	5963	9.95	7	59944	2870	3093	48.13	51.87
6	5	2013	4	17	5962	9.95	8	59944	3043	2919	51.04	48.96
3	21	2013	5	17	5945	9.92	9	59944	2902	3043	48.81	51.19
1	11	2013	6	17	5930	9.89	10	59944	2836	3094	47.82	52.18
1	9	2013	4	17	5928	9.89	11	59944	2889	3039	48.73	51.27
10	31	2013	5	17	5928	9.89	12	59944	2911	3017	49.11	50.89

MO	DY	YR	DAY OF WK	HR	HR VOL	PERCENT OF AADT	HOUR NUMBER	AADT	NORTH VOLUME	SOUTH VOLUME	PERCENT NORTH IS OF TOTAL VOLUME	PERCENT SOUTH IS OF TOTAL VOLUME
3	22	2013	6	17	5926	9.89	13	59944	2874	3052	48.50	51.50
1	18	2013	6	17	5914	9.87	14	59944	2839	3075	48.00	52.00
3	14	2013	5	17	5906	9.85	15	59944	2886	3020	48.87	51.13
3	28	2013	5	18	5906	9.85	16	59944	2786	3120	47.17	52.83
5	2	2013	5	17	5895	9.83	17	59944	2900	2995	49.19	50.81
3	26	2013	3	17	5894	9.83	18	59944	2817	3077	47.79	52.21
1	25	2013	6	17	5890	9.83	19	59944	2858	3032	48.52	51.48
1	10	2013	5	17	5889	9.82	20	59944	2804	3085	47.61	52.39
7	11	2013	5	17	5887	9.82	21	59944	3053	2834	51.86	48.14
5	22	2013	4	17	5884	9.82	22	59944	2871	3013	48.79	51.21
1	16	2013	4	17	5883	9.81	23	59944	2833	3050	48.16	51.84
6	6	2013	5	17	5873	9.80	24	59944	2972	2901	50.60	49.40
1	16	2013	4	18	5869	9.79	25	59944	2721	3148	46.36	53.64
3	28	2013	5	17	5859	9.77	26	59944	2830	3029	48.30	51.70
2	1	2013	6	17	5858	9.77	27	59944	2798	3060	47.76	52.24
5	7	2013	3	17	5858	9.77	28	59944	2862	2996	48.86	51.14
4	25	2013	5	17	5855	9.77	29	59944	2883	2972	49.24	50.76
1	31	2013	5	17	5850	9.76	30	59944	2780	3070	47.52	52.48
1	17	2013	5	17	5841	9.74	31	59944	2843	2998	48.67	51.33
2	14	2013	5	18	5837	9.74	32	59944	2656	3181	45.50	54.50
3	29	2013	6	17	5834	9.73	33	59944	2849	2985	48.83	51.17
3	8	2013	6	17	5832	9.73	34	59944	2911	2921	49.91	50.09
3	20	2013	4	17	5830	9.73	35	59944	2755	3075	47.26	52.74
7	9	2013	3	17	5830	9.73	36	59944	2917	2913	50.03	49.97
3	1	2013	6	16	5829	9.72	37	59944	2909	2920	49.91	50.09
7	17	2013	4	17	5821	9.71	38	59944	2891	2930	49.67	50.33
10	16	2013	4	17	5821	9.71	39	59944	2911	2910	50.01	49.99
2	15	2013	6	17	5819	9.71	40	59944	2735	3084	47.00	53.00
5	17	2013	6	17	5818	9.71	41	59944	2900	2918	49.85	50.15
6	4	2013	3	17	5815	9.70	42	59944	2903	2912	49.92	50.08
2	19	2013	3	17	5814	9.70	43	59944	2747	3067	47.25	52.75
6	27	2013	5	17	5813	9.70	44	59944	2893	2920	49.77	50.23
5	6	2013	2	17	5812	9.70	45	59944	2784	3028	47.90	52.10
5	9	2013	5	17	5811	9.69	46	59944	2845	2966	48.96	51.04
5	16	2013	5	17	5811	9.69	47	59944	2814	2997	48.43	51.57
5	8	2013	4	17	5810	9.69	48	59944	2836	2974	48.81	51.19
4	24	2013	4	17	5804	9.68	49	59944	2836	2968	48.86	51.14
7	16	2013	3	17	5803	9.68	50	59944	2828	2975	48.73	51.27
3	7	2013	5	17	5802	9.68	51	59944	2779	3023	47.90	52.10
5	20	2013	2	17	5801	9.68	52	59944	2912	2889	50.20	49.80
6	14	2013	6	16	5800	9.68	53	59944	2988	2812	51.52	48.48


MO	DY	YR	DAY OF WK	HR	HR VOL	PERCENT OF AADT	HOUR NUMBER	AADT	NORTH VOLUME	SOUTH VOLUME	PERCENT NORTH IS OF TOTAL VOLUME	PERCENT SOUTH IS OF TOTAL VOLUME
4	30	2013	3	18	5797	9.67	54	59944	2708	3089	46.71	53.29
6	12	2013	4	17	5796	9.67	55	59944	2865	2931	49.43	50.57
10	29	2013	3	17	5796	9.67	56	59944	2860	2936	49.34	50.66
7	23	2013	3	17	5793	9.66	57	59944	2890	2903	49.89	50.11
4	23	2013	3	17	5787	9.65	58	59944	2832	2955	48.94	51.06
6	10	2013	2	17	5786	9.65	59	59944	2889	2897	49.93	50.07
2	7	2013	5	18	5785	9.65	60	59944	2631	3154	45.48	54.52
7	15	2013	2	17	5783	9.65	61	59944	2875	2908	49.71	50.29
1	22	2013	3	17	5782	9.65	62	59944	2817	2965	48.72	51.28
3	25	2013	2	17	5779	9.64	63	59944	2787	2992	48.23	51.77
5	30	2013	5	17	5779	9.64	64	59944	2856	2923	49.42	50.58
7	12	2013	6	17	5778	9.64	65	59944	2915	2863	50.45	49.55
6	18	2013	3	17	5775	9.63	66	59944	2857	2918	49.47	50.53
2	27	2013	4	17	5774	9.63	67	59944	2846	2928	49.29	50.71
4	10	2013	4	17	5767	9.62	68	59944	2738	3029	47.48	52.52
3	27	2013	4	17	5765	9.62	69	59944	2834	2931	49.16	50.84
8	27	2013	3	17	5765	9.62	70	59944	2859	2906	49.59	50.41
1	10	2013	5	18	5764	9.62	71	59944	2615	3149	45.37	54.63
1	30	2013	4	17	5760	9.61	72	59944	2816	2944	48.89	51.11
8	22	2013	5	17	5755	9.60	73	59944	2836	2919	49.28	50.72
9	4	2013	4	17	5754	9.60	74	59944	2904	2850	50.47	49.53
8	20	2013	3	17	5753	9.60	75	59944	2878	2875	50.03	49.97
1	15	2013	3	18	5749	9.59	76	59944	2608	3141	45.36	54.64
4	2	2013	3	17	5747	9.59	77	59944	2810	2937	48.90	51.10
3	5	2013	3	17	5745	9.58	78	59944	2751	2994	47.89	52.11
8	1	2013	5	17	5745	9.58	79	59944	2863	2882	49.83	50.17
8	28	2013	4	17	5745	9.58	80	59944	2860	2885	49.78	50.22
2	8	2013	6	17	5744	9.58	81	59944	2732	3012	47.56	52.44
2	26	2013	3	17	5742	9.58	82	59944	2761	2981	48.08	51.92
4	26	2013	6	17	5740	9.58	83	59944	2837	2903	49.43	50.57
10	15	2013	3	17	5740	9.58	84	59944	2888	2852	50.31	49.69
3	27	2013	4	18	5735	9.57	85	59944	2734	3001	47.67	52.33
7	29	2013	2	17	5733	9.56	86	59944	2765	2968	48.23	51.77
9	11	2013	4	17	5732	9.56	87	59944	2945	2787	51.38	48.62
3	26	2013	3	18	5730	9.56	88	59944	2627	3103	45.85	54.15
1	9	2013	4	18	5729	9.56	89	59944	2626	3103	45.84	54.16
5	3	2013	6	17	5728	9.56	90	59944	2746	2982	47.94	52.06
11	12	2013	3	17	5728	9.56	91	59944	2836	2892	49.51	50.49
1	8	2013	3	17	5727	9.55	92	59944	2754	2973	48.09	51.91
4	25	2013	5	18	5725	9.55	93	59944	2703	3022	47.21	52.79
6	26	2013	4	17	5725	9.55	94	59944	2780	2945	48.56	51.44

MO	DY	YR	DAY OF WK	HR	HR VOL	PERCENT OF AADT	HOUR NUMBER	AADT	NORTH VOLUME	SOUTH VOLUME	PERCENT NORTH IS OF TOTAL VOLUME	PERCENT SOUTH IS OF TOTAL VOLUME
8	21	2013	4	17	5724	9.55	95	59944	2879	2845	50.30	49.70
4	16	2013	3	17	5723	9.55	96	59944	2794	2929	48.82	51.18
6	11	2013	3	17	5723	9.55	97	59944	2874	2849	50.22	49.78
7	18	2013	5	17	5723	9.55	98	59944	2816	2907	49.20	50.80
2	21	2013	5	18	5720	9.54	99	59944	2612	3108	45.66	54.34
2	13	2013	4	18	5718	9.54	100	59944	2638	3080	46.14	53.86
1	23	2013	4	18	5715	9.53	101	59944	2637	3078	46.14	53.86
9	10	2013	3	17	5715	9.53	102	59944	2865	2850	50.13	49.87
9	25	2013	4	17	5715	9.53	103	59944	2816	2899	49.27	50.73
7	10	2013	4	17	5714	9.53	104	59944	2904	2810	50.82	49.18
4	5	2013	6	17	5710	9.53	105	59944	2764	2946	48.41	51.59
12	5	2013	5	17	5709	9.52	106	59944	2918	2791	51.11	48.89
5	22	2013	4	18	5708	9.52	107	59944	2605	3103	45.64	54.36
9	24	2013	3	17	5707	9.52	108	59944	2867	2840	50.24	49.76
2	12	2013	3	17	5706	9.52	109	59944	2682	3024	47.00	53.00
1	3	2013	5	17	5705	9.52	110	59944	2620	3085	45.92	54.08
3	7	2013	5	18	5705	9.52	111	59944	2634	3071	46.17	53.83
6	25	2013	3	17	5704	9.52	112	59944	2759	2945	48.37	51.63
2	28	2013	5	17	5703	9.51	113	59944	2873	2830	50.38	49.62
10	17	2013	5	17	5703	9.51	114	59944	2855	2848	50.06	49.94
5	31	2013	6	17	5702	9.51	115	59944	2845	2857	49.89	50.11
4	24	2013	4	18	5701	9.51	116	59944	2617	3084	45.90	54.10
10	30	2013	4	17	5699	9.51	117	59944	2855	2844	50.10	49.90
2	11	2013	2	17	5698	9.51	118	59944	2677	3021	46.98	53.02
10	9	2013	4	17	5698	9.51	119	59944	2823	2875	49.54	50.46
1	4	2013	6	17	5697	9.50	120	59944	2588	3109	45.43	54.57
12	3	2013	3	17	5695	9.50	121	59944	2867	2828	50.34	49.66
5	2	2013	5	18	5693	9.50	122	59944	2622	3071	46.06	53.94
8	6	2013	3	17	5693	9.50	123	59944	2840	2853	49.89	50.11
5	1	2013	4	17	5692	9.50	124	59944	2836	2856	49.82	50.18
1	29	2013	3	17	5691	9.49	125	59944	2739	2952	48.13	51.87
6	5	2013	4	18	5690	9.49	126	59944	2729	2961	47.96	52.04
2	8	2013	6	18	5688	9.49	127	59944	2628	3060	46.20	53.80
8	5	2013	2	17	5688	9.49	128	59944	2835	2853	49.84	50.16
3	13	2013	4	17	5687	9.49	129	59944	2824	2863	49.66	50.34
11	14	2013	5	17	5684	9.48	130	59944	2837	2847	49.91	50.09
9	12	2013	5	18	5683	9.48	131	59944	2679	3004	47.14	52.86
2	22	2013	6	17	5682	9.48	132	59944	2709	2973	47.68	52.32
5	10	2013	6	17	5682	9.48	133	59944	2865	2817	50.42	49.58
10	18	2013	6	17	5682	9.48	134	59944	2828	2854	49.77	50.23
8	13	2013	3	17	5681	9.48	135	59944	2820	2861	49.64	50.36

MO	DY	YR	DAY OF WK	HR	HR VOL	PERCENT OF AADT	HOUR NUMBER	AADT	NORTH VOLUME	SOUTH VOLUME	PERCENT NORTH IS OF TOTAL VOLUME	PERCENT SOUTH IS OF TOTAL VOLUME
5	8	2013	4	18	5678	9.47	136	59944	2636	3042	46.42	53.58
9	30	2013	2	17	5678	9.47	137	59944	2811	2867	49.51	50.49
4	22	2013	2	17	5674	9.47	138	59944	2749	2925	48.45	51.55
9	13	2013	6	17	5673	9.46	139	59944	2903	2770	51.17	48.83
6	18	2013	3	18	5672	9.46	140	59944	2613	3059	46.07	53.93
9	20	2013	6	17	5672	9.46	141	59944	2779	2893	49.00	51.00
10	10	2013	5	17	5670	9.46	142	59944	2732	2938	48.18	51.82
11	22	2013	6	17	5669	9.46	143	59944	2832	2837	49.96	50.04
10	3	2013	5	17	5668	9.46	144	59944	2833	2835	49.98	50.02
1	29	2013	3	18	5666	9.45	145	59944	2596	3070	45.82	54.18
4	3	2013	4	18	5663	9.45	146	59944	2627	3036	46.39	53.61
10	1	2013	3	17	5663	9.45	147	59944	2780	2883	49.09	50.91
9	9	2013	2	17	5662	9.45	148	59944	2744	2918	48.46	51.54
1	17	2013	5	18	5661	9.44	149	59944	2600	3061	45.93	54.07
7	8	2013	2	17	5661	9.44	150	59944	2777	2884	49.05	50.95
7	22	2013	2	17	5661	9.44	151	59944	2784	2877	49.18	50.82
9	3	2013	3	17	5656	9.44	152	59944	2730	2926	48.27	51.73
9	27	2013	6	17	5652	9.43	153	59944	2754	2898	48.73	51.27
12	17	2013	3	17	5652	9.43	154	59944	2807	2845	49.66	50.34
9	20	2013	6	16	5651	9.43	155	59944	2888	2763	51.11	48.89
11	15	2013	6	17	5651	9.43	156	59944	2828	2823	50.04	49.96
9	17	2013	3	17	5650	9.43	157	59944	2831	2819	50.11	49.89
10	4	2013	6	17	5650	9.43	158	59944	2784	2866	49.27	50.73
7	11	2013	5	18	5649	9.42	159	59944	2795	2854	49.48	50.52
1	7	2013	2	17	5648	9.42	160	59944	2576	3072	45.61	54.39
1	15	2013	3	17	5648	9.42	161	59944	2736	2912	48.44	51.56
2	5	2013	3	17	5648	9.42	162	59944	2785	2863	49.31	50.69
10	22	2013	3	17	5648	9.42	163	59944	2783	2865	49.27	50.73
7	3	2013	4	17	5646	9.42	164	59944	2805	2841	49.68	50.32
4	9	2013	3	17	5645	9.42	165	59944	2690	2955	47.65	52.35
7	16	2013	3	18	5645	9.42	166	59944	2631	3014	46.61	53.39
9	6	2013	6	17	5645	9.42	167	59944	2789	2856	49.41	50.59
10	2	2013	4	17	5644	9.42	168	59944	2807	2837	49.73	50.27
5	13	2013	2	17	5643	9.41	169	59944	2778	2865	49.23	50.77
5	14	2013	3	18	5643	9.41	170	59944	2635	3008	46.70	53.30
9	18	2013	4	18	5643	9.41	171	59944	2649	2994	46.94	53.06
8	7	2013	4	17	5640	9.41	172	59944	2784	2856	49.36	50.64
2	20	2013	4	17	5639	9.41	173	59944	2754	2885	48.84	51.16
8	14	2013	4	17	5639	9.41	174	59944	2780	2859	49.30	50.70
5	9	2013	5	18	5638	9.41	175	59944	2624	3014	46.54	53.46
9	12	2013	5	17	5638	9.41	176	59944	2794	2844	49.56	50.44


MO	DY	YR	DAY OF WK	HR	HR VOL	PERCENT OF AADT	HOUR NUMBER	AADT	NORTH VOLUME	SOUTH VOLUME	PERCENT NORTH IS OF TOTAL VOLUME	PERCENT SOUTH IS OF TOTAL VOLUME
10	28	2013	2	17	5637	9.40	177	59944	2791	2846	49.51	50.49
11	5	2013	3	17	5637	9.40	178	59944	2820	2817	50.03	49.97
5	14	2013	3	17	5636	9.40	179	59944	2798	2838	49.65	50.35
6	7	2013	6	17	5636	9.40	180	59944	2678	2958	47.52	52.48
6	13	2013	5	17	5636	9.40	181	59944	2722	2914	48.30	51.70
4	2	2013	3	18	5634	9.40	182	59944	2634	3000	46.75	53.25
7	2	2013	3	17	5632	9.40	183	59944	2746	2886	48.76	51.24
4	17	2013	4	17	5630	9.39	184	59944	2724	2906	48.38	51.62
10	17	2013	5	18	5626	9.39	185	59944	2602	3024	46.25	53.75
2	25	2013	2	17	5623	9.38	186	59944	2684	2939	47.73	52.27
8	23	2013	6	16	5623	9.38	187	59944	2853	2770	50.74	49.26
12	4	2013	4	17	5623	9.38	188	59944	2876	2747	51.15	48.85
12	18	2013	4	17	5623	9.38	189	59944	2824	2799	50.22	49.78
6	3	2013	2	17	5622	9.38	190	59944	2716	2906	48.31	51.69
3	15	2013	6	17	5619	9.37	191	59944	2641	2978	47.00	53.00
8	23	2013	6	17	5619	9.37	192	59944	2792	2827	49.69	50.31
11	12	2013	3	18	5619	9.37	193	59944	2591	3028	46.11	53.89
5	29	2013	4	18	5615	9.37	194	59944	2542	3073	45.27	54.73
6	7	2013	6	16	5614	9.37	195	59944	2809	2805	50.04	49.96
6	14	2013	6	17	5614	9.37	196	59944	2777	2837	49.47	50.53
11	20	2013	4	17	5614	9.37	197	59944	2822	2792	50.27	49.73
2	6	2013	4	17	5611	9.36	198	59944	2781	2830	49.56	50.44
4	11	2013	5	17	5607	9.35	199	59944	2624	2983	46.80	53.20
6	17	2013	2	17	5607	9.35	200	59944	2734	2873	48.76	51.24

SR 002 MP 287.70 SPOKANE/CATALDO ADC SITE R102
K FOR PEAK 200 HOURS OF 2013




AADT= 0 K 30 FACTOR= 0.00 K 100 FACTOR= 0.00 K 200 FACTOR= 0.00 D 30 FACTOR= 0.00

SR 002 MP 287.70 SPOKANE/CATALDO ADC SITE R102
D % IN THE PEAK 200 HOURS OF 2013




SR 002 CO MP 289.20 SPOKANE/DIVISION ADC SITE R103
K FOR PEAK 200 HOURS OF 2013

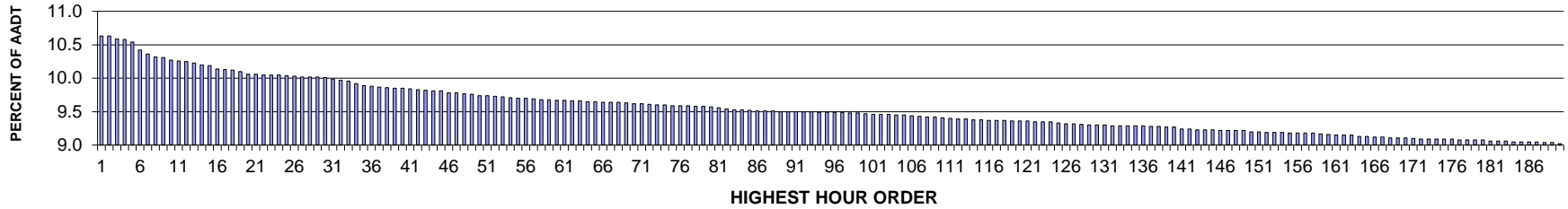


AADT= 0 K 30 FACTOR= 0.00 K 100 FACTOR= 0.00 K 200 FACTOR= 0.00 D 30 FACTOR= 0.00

SR 002 CO MP 289.20 SPOKANE/DIVISION ADC SITE R103
D % IN THE PEAK 200 HOURS OF 2013

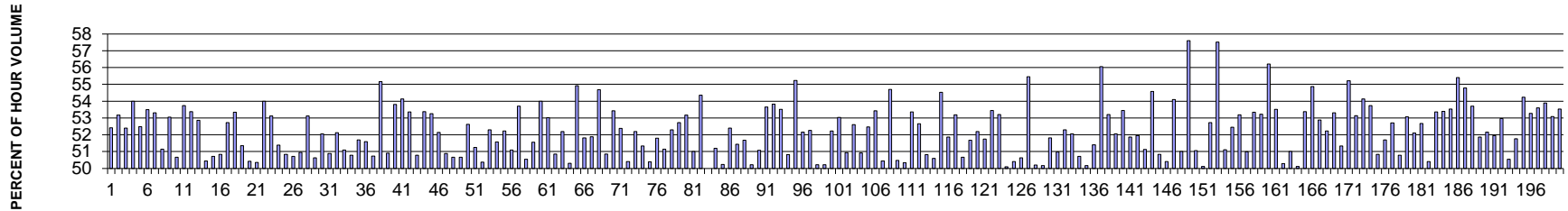


**SR 005 MP 75.35 CHEHALIS ADC SITE R104
K FOR PEAK 200 HOURS OF 2013**



AADT= 59320 K 30 FACTOR= 10.02 K 100 FACTOR= 9.48 K 200 FACTOR= 9.00 D 30 FACTOR= 52.06

**SR 005 MP 75.35 CHEHALIS ADC SITE R104
D % IN THE PEAK 200 HOURS OF 2013**



MO	DY	YR	DAY OF WK	HR	HR VOL	PERCENT OF AADT	HOUR NUMBER	AADT	NORTH VOLUME	SOUTH VOLUME	PERCENT NORTH IS OF TOTAL VOLUME	PERCENT SOUTH IS OF TOTAL VOLUME
11	28	2013	5	12	6352	10.71	1	59320	3329	3023	52.41	47.59
11	30	2013	7	13	6308	10.63	2	59320	3354	2954	53.17	46.83
8	18	2013	1	14	6305	10.63	3	59320	3304	3001	52.40	47.60
11	30	2013	7	15	6281	10.59	4	59320	3392	2889	54.00	46.00
8	18	2013	1	13	6276	10.58	5	59320	3294	2982	52.49	47.51
11	30	2013	7	14	6252	10.54	6	59320	3345	2907	53.50	46.50
8	11	2013	1	14	6182	10.42	7	59320	3295	2887	53.30	46.70
11	28	2013	5	11	6144	10.36	8	59320	3142	3002	51.14	48.86
8	11	2013	1	13	6122	10.32	9	59320	3248	2874	53.05	46.95
8	9	2013	6	15	6115	10.31	10	59320	3017	3098	49.34	50.66
11	27	2013	4	16	6090	10.27	11	59320	2818	3272	46.27	53.73
8	17	2013	7	12	6086	10.26	12	59320	3249	2837	53.38	46.62

MO	DY	YR	DAY OF WK	HR	HR VOL	PERCENT OF AADT	HOUR NUMBER	AADT	NORTH VOLUME	SOUTH VOLUME	PERCENT NORTH IS OF TOTAL VOLUME	PERCENT SOUTH IS OF TOTAL VOLUME
7	7	2013	1	14	6081	10.25	13	59320	3215	2866	52.87	47.13
11	27	2013	4	15	6068	10.23	14	59320	3061	3007	50.44	49.56
7	28	2013	1	14	6050	10.20	15	59320	3068	2982	50.71	49.29
11	27	2013	4	14	6046	10.19	16	59320	2973	3073	49.17	50.83
7	12	2013	6	15	6018	10.14	17	59320	3173	2845	52.73	47.27
7	7	2013	1	13	6012	10.13	18	59320	3207	2805	53.34	46.66
8	23	2013	6	15	6002	10.12	19	59320	2920	3082	48.65	51.35
8	18	2013	1	15	5989	10.10	20	59320	2969	3020	49.57	50.43
8	24	2013	7	12	5970	10.06	21	59320	3006	2964	50.35	49.65
8	25	2013	1	13	5967	10.06	22	59320	3222	2745	54.00	46.00
8	9	2013	6	16	5964	10.05	23	59320	2796	3168	46.88	53.12
7	19	2013	6	16	5961	10.05	24	59320	2898	3063	48.62	51.38
8	16	2013	6	14	5959	10.05	25	59320	3029	2930	50.83	49.17
7	19	2013	6	14	5954	10.04	26	59320	3020	2934	50.72	49.28
12	26	2013	5	14	5948	10.03	27	59320	2917	3031	49.04	50.96
8	4	2013	1	14	5945	10.02	28	59320	3158	2787	53.12	46.88
7	19	2013	6	13	5943	10.02	29	59320	2934	3009	49.37	50.63
7	21	2013	1	15	5941	10.02	30	59320	3093	2848	52.06	47.94
7	28	2013	1	13	5935	10.01	31	59320	3020	2915	50.88	49.12
8	16	2013	6	12	5924	9.99	32	59320	2836	3088	47.87	52.13
7	19	2013	6	15	5915	9.97	33	59320	3022	2893	51.09	48.91
8	10	2013	7	12	5906	9.96	34	59320	2907	2999	49.22	50.78
8	31	2013	7	12	5885	9.92	35	59320	3042	2843	51.69	48.31
8	25	2013	1	14	5867	9.89	36	59320	3027	2840	51.59	48.41
8	16	2013	6	13	5858	9.88	37	59320	2972	2886	50.73	49.27
7	21	2013	1	13	5854	9.87	38	59320	3229	2625	55.16	44.84
7	28	2013	1	17	5851	9.86	39	59320	2978	2873	50.90	49.10
8	4	2013	1	15	5843	9.85	40	59320	3144	2699	53.81	46.19
8	3	2013	7	12	5842	9.85	41	59320	2680	3162	45.87	54.13
8	4	2013	1	13	5838	9.84	42	59320	3115	2723	53.36	46.64
8	16	2013	6	15	5834	9.83	43	59320	2963	2871	50.79	49.21
8	30	2013	6	16	5823	9.82	44	59320	2715	3108	46.63	53.37
11	30	2013	7	12	5822	9.81	45	59320	3101	2721	53.26	46.74
11	28	2013	5	13	5817	9.81	46	59320	2784	3033	47.86	52.14
8	17	2013	7	13	5802	9.78	47	59320	2952	2850	50.88	49.12
7	7	2013	1	15	5799	9.78	48	59320	2861	2938	49.34	50.66
8	23	2013	6	14	5794	9.77	49	59320	2935	2859	50.66	49.34
8	18	2013	1	12	5787	9.76	50	59320	3045	2742	52.62	47.38
7	28	2013	1	16	5780	9.74	51	59320	2818	2962	48.75	51.25
7	19	2013	6	12	5775	9.74	52	59320	2909	2866	50.37	49.63
8	17	2013	7	11	5773	9.73	53	59320	2754	3019	47.70	52.30

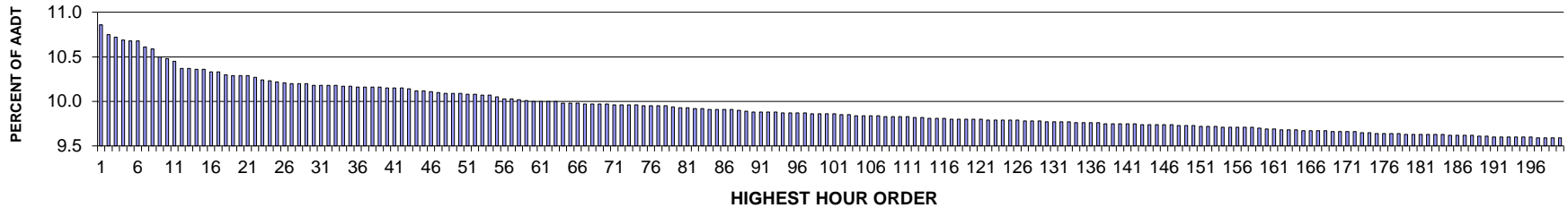
MO	DY	YR	DAY OF WK	HR	HR VOL	PERCENT OF AADT	HOUR NUMBER	AADT	NORTH VOLUME	SOUTH VOLUME	PERCENT NORTH IS OF TOTAL VOLUME	PERCENT SOUTH IS OF TOTAL VOLUME
8	31	2013	7	11	5765	9.72	54	59320	2792	2973	48.43	51.57
8	30	2013	6	12	5761	9.71	55	59320	2752	3009	47.77	52.23
5	27	2013	2	15	5757	9.70	56	59320	2942	2815	51.10	48.90
12	1	2013	1	13	5755	9.70	57	59320	3091	2664	53.71	46.29
8	9	2013	6	14	5750	9.69	58	59320	2906	2844	50.54	49.46
7	27	2013	7	12	5741	9.68	59	59320	2781	2960	48.44	51.56
12	26	2013	5	15	5741	9.68	60	59320	2641	3100	46.00	54.00
7	14	2013	1	15	5739	9.67	61	59320	3043	2696	53.02	46.98
12	28	2013	7	13	5734	9.67	62	59320	2818	2916	49.15	50.85
7	28	2013	1	15	5732	9.66	63	59320	2740	2992	47.80	52.20
6	14	2013	6	15	5730	9.66	64	59320	2883	2847	50.31	49.69
6	23	2013	1	14	5726	9.65	65	59320	3145	2581	54.92	45.08
8	11	2013	1	15	5723	9.65	66	59320	2758	2965	48.19	51.81
7	14	2013	1	14	5720	9.64	67	59320	2968	2752	51.89	48.11
11	30	2013	7	16	5719	9.64	68	59320	3128	2591	54.69	45.31
10	11	2013	6	15	5717	9.64	69	59320	2810	2907	49.15	50.85
5	25	2013	7	12	5710	9.63	70	59320	2660	3050	46.58	53.42
8	30	2013	6	15	5708	9.62	71	59320	2718	2990	47.62	52.38
7	12	2013	6	16	5704	9.62	72	59320	2829	2875	49.60	50.40
9	2	2013	2	14	5703	9.61	73	59320	2977	2726	52.20	47.80
8	2	2013	6	14	5694	9.60	74	59320	2771	2923	48.67	51.33
12	26	2013	5	13	5694	9.60	75	59320	2825	2869	49.61	50.39
8	16	2013	6	16	5689	9.59	76	59320	2742	2947	48.20	51.80
7	27	2013	7	11	5688	9.59	77	59320	2779	2909	48.86	51.14
8	2	2013	6	13	5688	9.59	78	59320	2713	2975	47.70	52.30
8	4	2013	1	16	5681	9.58	79	59320	2995	2686	52.72	47.28
8	23	2013	6	16	5680	9.58	80	59320	2660	3020	46.83	53.17
12	27	2013	6	15	5675	9.57	81	59320	2780	2895	48.99	51.01
3	29	2013	6	16	5670	9.56	82	59320	2588	3082	45.64	54.36
8	25	2013	1	15	5660	9.54	83	59320	2830	2830	50.00	50.00
8	24	2013	7	13	5654	9.53	84	59320	2895	2759	51.20	48.80
8	23	2013	6	13	5652	9.53	85	59320	2813	2839	49.77	50.23
11	29	2013	6	14	5648	9.52	86	59320	2689	2959	47.61	52.39
8	10	2013	7	11	5642	9.51	87	59320	2740	2902	48.56	51.44
5	27	2013	2	16	5640	9.51	88	59320	2915	2725	51.68	48.32
8	10	2013	7	13	5639	9.51	89	59320	2807	2832	49.78	50.22
8	9	2013	6	12	5637	9.50	90	59320	2879	2758	51.07	48.93
11	27	2013	4	17	5636	9.50	91	59320	2612	3024	46.34	53.66
6	23	2013	1	15	5635	9.50	92	59320	3033	2602	53.82	46.18
7	14	2013	1	16	5634	9.50	93	59320	3015	2619	53.51	46.49
8	30	2013	6	13	5634	9.50	94	59320	2771	2863	49.18	50.82

MO	DY	YR	DAY OF WK	HR	HR VOL	PERCENT OF AADT	HOUR NUMBER	AADT	NORTH VOLUME	SOUTH VOLUME	PERCENT NORTH IS OF TOTAL VOLUME	PERCENT SOUTH IS OF TOTAL VOLUME
11	29	2013	6	15	5630	9.49	95	59320	2520	3110	44.76	55.24
6	14	2013	6	16	5629	9.49	96	59320	2693	2936	47.84	52.16
7	20	2013	7	12	5628	9.49	97	59320	2687	2941	47.74	52.26
11	27	2013	4	12	5627	9.49	98	59320	2801	2826	49.78	50.22
7	26	2013	6	13	5624	9.48	99	59320	2800	2824	49.79	50.21
10	11	2013	6	16	5622	9.48	100	59320	2686	2936	47.78	52.22
8	18	2013	1	18	5618	9.47	101	59320	2638	2980	46.96	53.04
6	14	2013	6	14	5612	9.46	102	59320	2753	2859	49.06	50.94
8	16	2013	6	17	5610	9.46	103	59320	2659	2951	47.40	52.60
8	23	2013	6	12	5609	9.46	104	59320	2753	2856	49.08	50.92
7	5	2013	6	14	5605	9.45	105	59320	2664	2941	47.53	52.47
8	4	2013	1	17	5605	9.45	106	59320	2995	2610	53.43	46.57
6	28	2013	6	16	5599	9.44	107	59320	2775	2824	49.56	50.44
8	30	2013	6	17	5592	9.43	108	59320	2533	3059	45.30	54.70
6	21	2013	6	16	5586	9.42	109	59320	2766	2820	49.52	50.48
7	26	2013	6	14	5586	9.42	110	59320	2774	2812	49.66	50.34
8	3	2013	7	13	5581	9.41	111	59320	2603	2978	46.64	53.36
12	27	2013	6	16	5578	9.40	112	59320	2641	2937	47.35	52.65
7	21	2013	1	14	5573	9.39	113	59320	2832	2741	50.82	49.18
12	27	2013	6	13	5571	9.39	114	59320	2752	2819	49.40	50.60
3	29	2013	6	15	5567	9.38	115	59320	2532	3035	45.48	54.52
7	5	2013	6	13	5563	9.38	116	59320	2678	2885	48.14	51.86
8	9	2013	6	13	5559	9.37	117	59320	2957	2602	53.19	46.81
12	28	2013	7	14	5558	9.37	118	59320	2742	2816	49.33	50.67
8	2	2013	6	16	5556	9.37	119	59320	2685	2871	48.33	51.67
11	29	2013	6	13	5553	9.36	120	59320	2655	2898	47.81	52.19
3	30	2013	7	12	5550	9.36	121	59320	2678	2872	48.25	51.75
6	15	2013	7	12	5550	9.36	122	59320	2584	2966	46.56	53.44
7	14	2013	1	13	5546	9.35	123	59320	2951	2595	53.21	46.79
12	28	2013	7	12	5546	9.35	124	59320	2768	2778	49.91	50.09
7	7	2013	1	16	5544	9.35	125	59320	2750	2794	49.60	50.40
12	26	2013	5	12	5532	9.33	126	59320	2731	2801	49.37	50.63
5	24	2013	6	17	5526	9.32	127	59320	2462	3064	44.55	55.45
6	21	2013	6	15	5526	9.32	128	59320	2752	2774	49.80	50.20
6	29	2013	7	12	5521	9.31	129	59320	2770	2751	50.17	49.83
8	2	2013	6	12	5519	9.30	130	59320	2659	2860	48.18	51.82
8	30	2013	6	14	5518	9.30	131	59320	2705	2813	49.02	50.98
11	27	2013	4	13	5518	9.30	132	59320	2632	2886	47.70	52.30
9	20	2013	6	16	5510	9.29	133	59320	2642	2868	47.95	52.05
11	29	2013	6	12	5510	9.29	134	59320	2716	2794	49.29	50.71
10	11	2013	6	14	5509	9.29	135	59320	2764	2745	50.17	49.83

MO	DY	YR	DAY OF WK	HR	HR VOL	PERCENT OF AADT	HOUR NUMBER	AADT	NORTH VOLUME	SOUTH VOLUME	PERCENT NORTH IS OF TOTAL VOLUME	PERCENT SOUTH IS OF TOTAL VOLUME
8	17	2013	7	15	5508	9.29	136	59320	2831	2677	51.40	48.60
12	26	2013	5	16	5508	9.29	137	59320	2420	3088	43.94	56.06
9	2	2013	2	16	5505	9.28	138	59320	2929	2576	53.21	46.79
8	17	2013	7	14	5504	9.28	139	59320	2865	2639	52.05	47.95
3	31	2013	1	18	5499	9.27	140	59320	2939	2560	53.45	46.55
7	26	2013	6	12	5498	9.27	141	59320	2851	2647	51.86	48.14
7	12	2013	6	12	5483	9.24	142	59320	2634	2849	48.04	51.96
7	21	2013	1	16	5481	9.24	143	59320	2679	2802	48.88	51.12
6	16	2013	1	17	5478	9.23	144	59320	2990	2488	54.58	45.42
7	26	2013	6	16	5478	9.23	145	59320	2693	2785	49.16	50.84
8	31	2013	7	13	5478	9.23	146	59320	2761	2717	50.40	49.60
9	2	2013	2	13	5470	9.22	147	59320	2959	2511	54.10	45.90
8	24	2013	7	11	5469	9.22	148	59320	2679	2790	48.99	51.01
8	30	2013	6	18	5468	9.22	149	59320	2318	3150	42.39	57.61
12	27	2013	6	14	5468	9.22	150	59320	2792	2676	51.06	48.94
7	26	2013	6	15	5460	9.20	151	59320	2736	2724	50.11	49.89
8	25	2013	1	12	5457	9.20	152	59320	2877	2580	52.72	47.28
3	29	2013	6	17	5454	9.19	153	59320	2317	3137	42.48	57.52
7	28	2013	1	18	5451	9.19	154	59320	2786	2665	51.11	48.89
6	7	2013	6	15	5449	9.19	155	59320	2591	2858	47.55	52.45
7	14	2013	1	17	5448	9.18	156	59320	2898	2550	53.19	46.81
8	2	2013	6	15	5448	9.18	157	59320	2670	2778	49.01	50.99
8	3	2013	7	11	5447	9.18	158	59320	2541	2906	46.65	53.35
7	14	2013	1	18	5446	9.18	159	59320	2899	2547	53.23	46.77
11	27	2013	4	18	5437	9.17	160	59320	2381	3056	43.79	56.21
5	25	2013	7	11	5431	9.16	161	59320	2525	2906	46.49	53.51
6	21	2013	6	13	5430	9.15	162	59320	2699	2731	49.71	50.29
7	12	2013	6	13	5429	9.15	163	59320	2660	2769	49.00	51.00
8	11	2013	1	12	5427	9.15	164	59320	2720	2707	50.12	49.88
6	30	2013	1	14	5418	9.13	165	59320	2892	2526	53.38	46.62
9	2	2013	2	15	5413	9.13	166	59320	2970	2443	54.87	45.13
7	6	2013	7	13	5408	9.12	167	59320	2548	2860	47.12	52.88
8	25	2013	1	16	5408	9.12	168	59320	2584	2824	47.78	52.22
9	13	2013	6	15	5405	9.11	169	59320	2524	2881	46.70	53.30
7	20	2013	7	13	5404	9.11	170	59320	2630	2774	48.67	51.33
2	15	2013	6	17	5402	9.11	171	59320	2419	2983	44.78	55.22
8	4	2013	1	18	5399	9.10	172	59320	2869	2530	53.14	46.86
7	13	2013	7	13	5395	9.09	173	59320	2474	2921	45.86	54.14
5	24	2013	6	16	5394	9.09	174	59320	2495	2899	46.26	53.74
6	28	2013	6	12	5394	9.09	175	59320	2652	2742	49.17	50.83
12	27	2013	6	12	5393	9.09	176	59320	2605	2788	48.30	51.70

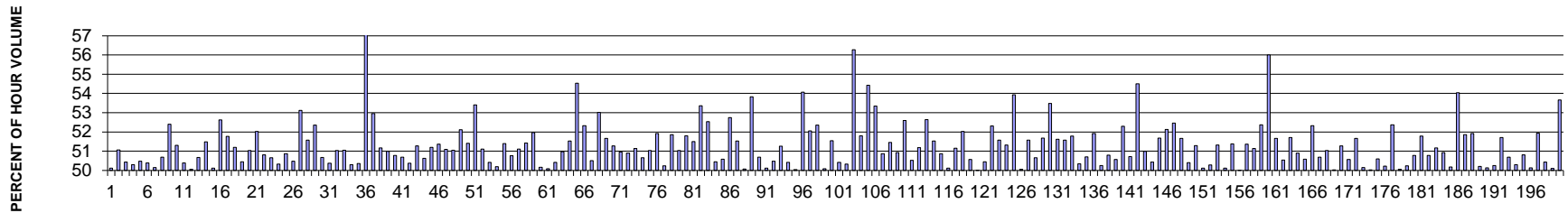
MO	DY	YR	DAY OF WK	HR	HR VOL	PERCENT OF AADT	HOUR NUMBER	AADT	NORTH VOLUME	SOUTH VOLUME	PERCENT NORTH IS OF TOTAL VOLUME	PERCENT SOUTH IS OF TOTAL VOLUME
7	13	2013	7	12	5391	9.09	177	59320	2550	2841	47.30	52.70
7	7	2013	1	17	5389	9.08	178	59320	2737	2652	50.79	49.21
7	12	2013	6	17	5389	9.08	179	59320	2529	2860	46.93	53.07
6	7	2013	6	16	5386	9.08	180	59320	2580	2806	47.90	52.10
5	24	2013	6	15	5384	9.08	181	59320	2548	2836	47.33	52.67
6	28	2013	6	17	5376	9.06	182	59320	2710	2666	50.41	49.59
7	5	2013	6	15	5375	9.06	183	59320	2507	2868	46.64	53.36
6	30	2013	1	15	5372	9.06	184	59320	2868	2504	53.39	46.61
8	2	2013	6	17	5370	9.05	185	59320	2495	2875	46.46	53.54
6	23	2013	1	13	5369	9.05	186	59320	2975	2394	55.41	44.59
9	27	2013	6	16	5368	9.05	187	59320	2427	2941	45.21	54.79
12	24	2013	3	14	5367	9.05	188	59320	2485	2882	46.30	53.70
5	17	2013	6	16	5364	9.04	189	59320	2582	2782	48.14	51.86
6	21	2013	6	14	5361	9.04	190	59320	2565	2796	47.85	52.15
5	17	2013	6	15	5352	9.02	191	59320	2571	2781	48.04	51.96
7	26	2013	6	17	5351	9.02	192	59320	2517	2834	47.04	52.96
8	18	2013	1	19	5349	9.02	193	59320	2704	2645	50.55	49.45
5	24	2013	6	14	5348	9.02	194	59320	2580	2768	48.24	51.76
6	16	2013	1	15	5348	9.02	195	59320	2900	2448	54.23	45.77
8	11	2013	1	17	5348	9.02	196	59320	2499	2849	46.73	53.27
5	27	2013	2	17	5343	9.01	197	59320	2864	2479	53.60	46.40
7	7	2013	1	18	5341	9.00	198	59320	2879	2462	53.90	46.10
6	16	2013	1	16	5340	9.00	199	59320	2835	2505	53.09	46.91
9	13	2013	6	16	5339	9.00	200	59320	2481	2858	46.47	53.53

**SR 285 MP 4.51 WENATCHEE/OLDS ADC SITE R105
K FOR PEAK 200 HOURS OF 2013**



AADT= 37189 K 30 FACTOR= 10.18 K 100 FACTOR= 9.86 K 200 FACTOR= 9.59 D 30 FACTOR= 50.67

**SR 285 MP 4.51 WENATCHEE/OLDS ADC SITE R105
D % IN THE PEAK 200 HOURS OF 2013**



MO	DY	YR	DAY OF WK	HR	HR VOL	PERCENT OF AADT	HOUR NUMBER	AADT	NORTH VOLUME	SOUTH VOLUME	PERCENT NORTH IS OF TOTAL VOLUME	PERCENT SOUTH IS OF TOTAL VOLUME
9	20	2013	6	16	4040	10.86	1	37189	2015	2025	49.88	50.12
5	24	2013	6	16	3999	10.75	2	37189	2042	1957	51.06	48.94
6	21	2013	6	16	3986	10.72	3	37189	1976	2010	49.57	50.43
7	12	2013	6	16	3976	10.69	4	37189	2000	1976	50.30	49.70
6	7	2013	6	16	3971	10.68	5	37189	2004	1967	50.47	49.53
6	21	2013	6	17	3970	10.68	6	37189	2000	1970	50.38	49.62
7	3	2013	4	17	3947	10.61	7	37189	1968	1979	49.86	50.14
9	6	2013	6	16	3938	10.59	8	37189	1996	1942	50.69	49.31
9	13	2013	6	16	3903	10.50	9	37189	2045	1858	52.40	47.60
7	2	2013	3	17	3897	10.48	10	37189	1999	1898	51.30	48.70
11	21	2013	5	17	3888	10.45	11	37189	1929	1959	49.61	50.39
10	4	2013	6	16	3858	10.37	12	37189	1927	1931	49.95	50.05

MO	DY	YR	DAY OF WK	HR	HR VOL	PERCENT OF AADT	HOUR NUMBER	AADT	NORTH VOLUME	SOUTH VOLUME	PERCENT NORTH IS OF TOTAL VOLUME	PERCENT SOUTH IS OF TOTAL VOLUME
7	12	2013	6	17	3856	10.37	13	37189	1954	1902	50.67	49.33
9	27	2013	6	16	3852	10.36	14	37189	1983	1869	51.48	48.52
12	23	2013	2	16	3851	10.36	15	37189	1921	1930	49.88	50.12
5	23	2013	5	16	3842	10.33	16	37189	2022	1820	52.63	47.37
6	14	2013	6	16	3840	10.33	17	37189	1852	1988	48.23	51.77
10	11	2013	6	17	3831	10.30	18	37189	1870	1961	48.81	51.19
5	17	2013	6	16	3826	10.29	19	37189	1930	1896	50.44	49.56
5	9	2013	5	16	3825	10.29	20	37189	1873	1952	48.97	51.03
6	19	2013	4	16	3825	10.29	21	37189	1835	1990	47.97	52.03
10	10	2013	5	17	3820	10.27	22	37189	1879	1941	49.19	50.81
9	6	2013	6	17	3808	10.24	23	37189	1879	1929	49.34	50.66
10	4	2013	6	17	3806	10.23	24	37189	1915	1891	50.32	49.68
7	11	2013	5	17	3801	10.22	25	37189	1933	1868	50.86	49.14
6	14	2013	6	17	3798	10.21	26	37189	1881	1917	49.53	50.47
7	16	2013	3	18	3795	10.20	27	37189	2016	1779	53.12	46.88
5	31	2013	6	16	3793	10.20	28	37189	1837	1956	48.43	51.57
4	19	2013	6	16	3792	10.20	29	37189	1985	1807	52.35	47.65
5	3	2013	6	16	3787	10.18	30	37189	1919	1868	50.67	49.33
5	30	2013	5	16	3786	10.18	31	37189	1879	1907	49.63	50.37
10	25	2013	6	16	3786	10.18	32	37189	1932	1854	51.03	48.97
9	27	2013	6	17	3785	10.18	33	37189	1932	1853	51.04	48.96
3	15	2013	6	16	3782	10.17	34	37189	1902	1880	50.29	49.71
6	20	2013	5	17	3781	10.17	35	37189	1877	1904	49.64	50.36
9	11	2013	4	18	3780	10.16	36	37189	2270	1510	60.05	39.95
5	31	2013	6	17	3778	10.16	37	37189	1777	2001	47.04	52.96
7	3	2013	4	16	3778	10.16	38	37189	1845	1933	48.84	51.16
5	10	2013	6	16	3777	10.16	39	37189	1926	1851	50.99	49.01
12	19	2013	5	16	3776	10.15	40	37189	1917	1859	50.77	49.23
10	18	2013	6	16	3774	10.15	41	37189	1913	1861	50.69	49.31
11	21	2013	5	16	3774	10.15	42	37189	1901	1873	50.37	49.63
7	17	2013	4	17	3770	10.14	43	37189	1837	1933	48.73	51.27
9	26	2013	5	16	3763	10.12	44	37189	1905	1858	50.62	49.38
6	28	2013	6	17	3762	10.12	45	37189	1926	1836	51.20	48.80
6	17	2013	2	17	3760	10.11	46	37189	1829	1931	48.64	51.36
11	6	2013	4	17	3756	10.10	47	37189	1837	1919	48.91	51.09
7	18	2013	5	17	3752	10.09	48	37189	1837	1915	48.96	51.04
5	15	2013	4	16	3751	10.09	49	37189	1796	1955	47.88	52.12
7	31	2013	4	17	3751	10.09	50	37189	1823	1928	48.60	51.40
7	15	2013	2	18	3750	10.08	51	37189	2003	1747	53.41	46.59
6	13	2013	5	17	3747	10.08	52	37189	1832	1915	48.89	51.11
10	18	2013	6	17	3745	10.07	53	37189	1857	1888	49.59	50.41


MO	DY	YR	DAY OF WK	HR	HR VOL	PERCENT OF AADT	HOUR NUMBER	AADT	NORTH VOLUME	SOUTH VOLUME	PERCENT NORTH IS OF TOTAL VOLUME	PERCENT SOUTH IS OF TOTAL VOLUME
9	19	2013	5	16	3744	10.07	54	37189	1865	1879	49.81	50.19
8	30	2013	6	16	3736	10.05	55	37189	1920	1816	51.39	48.61
8	1	2013	5	17	3729	10.03	56	37189	1836	1893	49.24	50.76
12	19	2013	5	17	3729	10.03	57	37189	1823	1906	48.89	51.11
5	22	2013	4	16	3728	10.02	58	37189	1917	1811	51.42	48.58
5	15	2013	4	17	3724	10.01	59	37189	1935	1789	51.96	48.04
7	11	2013	5	16	3720	10.00	60	37189	1854	1866	49.84	50.16
10	11	2013	6	16	3719	10.00	61	37189	1863	1856	50.09	49.91
12	13	2013	6	16	3719	10.00	62	37189	1875	1844	50.42	49.58
5	28	2013	3	16	3718	10.00	63	37189	1823	1895	49.03	50.97
2	14	2013	5	17	3711	9.98	64	37189	1799	1912	48.48	51.52
6	21	2013	6	18	3710	9.98	65	37189	2023	1687	54.53	45.47
7	1	2013	2	17	3710	9.98	66	37189	1941	1769	52.32	47.68
7	19	2013	6	17	3709	9.97	67	37189	1873	1836	50.50	49.50
10	3	2013	5	17	3709	9.97	68	37189	1743	1966	46.99	53.01
7	10	2013	4	17	3707	9.97	69	37189	1915	1792	51.66	48.34
5	28	2013	3	17	3706	9.97	70	37189	1806	1900	48.73	51.27
5	20	2013	2	17	3705	9.96	71	37189	1817	1888	49.04	50.96
11	27	2013	4	13	3705	9.96	72	37189	1819	1886	49.10	50.90
8	16	2013	6	16	3704	9.96	73	37189	1810	1894	48.87	51.13
6	12	2013	4	17	3703	9.96	74	37189	1827	1876	49.34	50.66
5	14	2013	3	17	3702	9.95	75	37189	1813	1889	48.97	51.03
10	17	2013	5	17	3702	9.95	76	37189	1780	1922	48.08	51.92
5	6	2013	2	16	3700	9.95	77	37189	1841	1859	49.76	50.24
7	8	2013	2	17	3700	9.95	78	37189	1919	1781	51.86	48.14
8	16	2013	6	17	3696	9.94	79	37189	1886	1810	51.03	48.97
4	12	2013	6	17	3693	9.93	80	37189	1780	1913	48.20	51.80
6	27	2013	5	18	3693	9.93	81	37189	1791	1902	48.50	51.50
11	22	2013	6	16	3690	9.92	82	37189	1969	1721	53.36	46.64
5	24	2013	6	17	3689	9.92	83	37189	1938	1751	52.53	47.47
4	26	2013	6	16	3685	9.91	84	37189	1859	1826	50.45	49.55
6	4	2013	3	17	3685	9.91	85	37189	1821	1864	49.42	50.58
8	2	2013	6	17	3684	9.91	86	37189	1943	1741	52.74	47.26
9	25	2013	4	17	3684	9.91	87	37189	1786	1898	48.48	51.52
6	28	2013	6	16	3683	9.90	88	37189	1844	1839	50.07	49.93
9	6	2013	6	18	3679	9.89	89	37189	1980	1699	53.82	46.18
6	20	2013	5	16	3676	9.88	90	37189	1863	1813	50.68	49.32
7	9	2013	3	17	3676	9.88	91	37189	1842	1834	50.11	49.89
6	5	2013	4	17	3675	9.88	92	37189	1855	1820	50.48	49.52
9	16	2013	2	16	3674	9.88	93	37189	1791	1883	48.75	51.25
6	7	2013	6	17	3672	9.87	94	37189	1851	1821	50.41	49.59

MO	DY	YR	DAY OF WK	HR	HR VOL	PERCENT OF AADT	HOUR NUMBER	AADT	NORTH VOLUME	SOUTH VOLUME	PERCENT NORTH IS OF TOTAL VOLUME	PERCENT SOUTH IS OF TOTAL VOLUME
3	15	2013	6	17	3671	9.87	95	37189	1837	1834	50.04	49.96
6	12	2013	4	18	3671	9.87	96	37189	1985	1686	54.07	45.93
6	26	2013	4	17	3671	9.87	97	37189	1911	1760	52.06	47.94
6	19	2013	4	17	3667	9.86	98	37189	1920	1747	52.36	47.64
5	13	2013	2	17	3666	9.86	99	37189	1830	1836	49.92	50.08
8	14	2013	4	16	3665	9.86	100	37189	1776	1889	48.46	51.54
12	17	2013	3	16	3665	9.86	101	37189	1848	1817	50.42	49.58
5	16	2013	5	17	3664	9.85	102	37189	1820	1844	49.67	50.33
7	3	2013	4	18	3662	9.85	103	37189	2061	1601	56.28	43.72
8	14	2013	4	17	3660	9.84	104	37189	1764	1896	48.20	51.80
9	6	2013	6	15	3660	9.84	105	37189	1668	1992	45.57	54.43
5	10	2013	6	17	3659	9.84	106	37189	1952	1707	53.35	46.65
10	2	2013	4	16	3658	9.84	107	37189	1861	1797	50.87	49.13
3	7	2013	5	17	3656	9.83	108	37189	1775	1881	48.55	51.45
10	7	2013	2	16	3655	9.83	109	37189	1861	1794	50.92	49.08
9	13	2013	6	17	3654	9.83	110	37189	1922	1732	52.60	47.40
9	20	2013	6	17	3654	9.83	111	37189	1808	1846	49.48	50.52
5	14	2013	3	16	3652	9.82	112	37189	1783	1869	48.82	51.18
5	6	2013	2	17	3651	9.82	113	37189	1922	1729	52.64	47.36
5	8	2013	4	17	3650	9.81	114	37189	1881	1769	51.53	48.47
4	19	2013	6	17	3647	9.81	115	37189	1792	1855	49.14	50.86
7	10	2013	4	16	3647	9.81	116	37189	1819	1828	49.88	50.12
9	18	2013	4	16	3646	9.80	117	37189	1781	1865	48.85	51.15
10	15	2013	3	17	3646	9.80	118	37189	1749	1897	47.97	52.03
5	2	2013	5	17	3645	9.80	119	37189	1802	1843	49.44	50.56
7	19	2013	6	16	3645	9.80	120	37189	1822	1823	49.99	50.01
6	6	2013	5	16	3643	9.80	121	37189	1838	1805	50.45	49.55
6	12	2013	4	16	3642	9.79	122	37189	1737	1905	47.69	52.31
3	8	2013	6	17	3640	9.79	123	37189	1877	1763	51.57	48.43
4	24	2013	4	17	3640	9.79	124	37189	1772	1868	48.68	51.32
8	28	2013	4	16	3640	9.79	125	37189	1677	1963	46.07	53.93
12	4	2013	4	16	3640	9.79	126	37189	1818	1822	49.95	50.05
11	8	2013	6	16	3638	9.78	127	37189	1876	1762	51.57	48.43
10	9	2013	4	17	3637	9.78	128	37189	1795	1842	49.35	50.65
10	1	2013	3	16	3636	9.78	129	37189	1879	1757	51.68	48.32
5	1	2013	4	17	3635	9.77	130	37189	1691	1944	46.52	53.48
4	30	2013	3	17	3634	9.77	131	37189	1758	1876	48.38	51.62
8	30	2013	6	17	3633	9.77	132	37189	1874	1759	51.58	48.42
6	24	2013	2	16	3632	9.77	133	37189	1751	1881	48.21	51.79
8	2	2013	6	16	3631	9.76	134	37189	1803	1828	49.66	50.34
10	25	2013	6	17	3631	9.76	135	37189	1841	1790	50.70	49.30

MO	DY	YR	DAY OF WK	HR	HR VOL	PERCENT OF AADT	HOUR NUMBER	AADT	NORTH VOLUME	SOUTH VOLUME	PERCENT NORTH IS OF TOTAL VOLUME	PERCENT SOUTH IS OF TOTAL VOLUME
5	23	2013	5	17	3629	9.76	136	37189	1884	1745	51.92	48.08
10	3	2013	5	16	3628	9.76	137	37189	1823	1805	50.25	49.75
9	12	2013	5	16	3627	9.75	138	37189	1785	1842	49.21	50.79
10	10	2013	5	16	3627	9.75	139	37189	1793	1834	49.43	50.57
11	15	2013	6	16	3627	9.75	140	37189	1897	1730	52.30	47.70
5	16	2013	5	16	3626	9.75	141	37189	1787	1839	49.28	50.72
7	17	2013	4	18	3626	9.75	142	37189	1976	1650	54.50	45.50
9	5	2013	5	16	3624	9.74	143	37189	1776	1848	49.01	50.99
9	11	2013	4	16	3623	9.74	144	37189	1827	1796	50.43	49.57
6	25	2013	3	16	3622	9.74	145	37189	1872	1750	51.68	48.32
11	1	2013	6	16	3622	9.74	146	37189	1888	1734	52.13	47.87
11	20	2013	4	17	3622	9.74	147	37189	1722	1900	47.54	52.46
9	23	2013	2	17	3620	9.73	148	37189	1750	1870	48.34	51.66
7	30	2013	3	17	3619	9.73	149	37189	1795	1824	49.60	50.40
12	5	2013	5	16	3619	9.73	150	37189	1856	1763	51.28	48.72
9	10	2013	3	16	3616	9.72	151	37189	1804	1812	49.89	50.11
9	19	2013	5	17	3616	9.72	152	37189	1798	1818	49.72	50.28
9	4	2013	4	16	3615	9.72	153	37189	1855	1760	51.31	48.69
6	3	2013	2	17	3611	9.71	154	37189	1810	1801	50.12	49.88
6	24	2013	2	17	3611	9.71	155	37189	1855	1756	51.37	48.63
8	29	2013	5	16	3611	9.71	156	37189	1806	1805	50.01	49.99
6	4	2013	3	16	3610	9.71	157	37189	1756	1854	48.64	51.36
7	26	2013	6	17	3610	9.71	158	37189	1846	1764	51.14	48.86
10	21	2013	2	17	3607	9.70	159	37189	1718	1889	47.63	52.37
5	6	2013	2	18	3603	9.69	160	37189	2018	1585	56.01	43.99
4	12	2013	6	16	3602	9.69	161	37189	1861	1741	51.67	48.33
3	28	2013	5	17	3601	9.68	162	37189	1781	1820	49.46	50.54
12	6	2013	6	16	3601	9.68	163	37189	1862	1739	51.71	48.29
3	8	2013	6	16	3600	9.68	164	37189	1832	1768	50.89	49.11
5	7	2013	3	16	3598	9.67	165	37189	1820	1778	50.58	49.42
6	13	2013	5	18	3598	9.67	166	37189	1883	1715	52.33	47.67
5	7	2013	3	17	3597	9.67	167	37189	1774	1823	49.32	50.68
8	19	2013	2	17	3596	9.67	168	37189	1761	1835	48.97	51.03
10	15	2013	3	16	3592	9.66	169	37189	1795	1797	49.97	50.03
9	4	2013	4	17	3591	9.66	170	37189	1841	1750	51.27	48.73
10	17	2013	5	16	3591	9.66	171	37189	1816	1775	50.57	49.43
10	23	2013	4	17	3591	9.66	172	37189	1736	1855	48.34	51.66
2	1	2013	6	17	3590	9.65	173	37189	1800	1790	50.14	49.86
5	22	2013	4	17	3588	9.65	174	37189	1795	1793	50.03	49.97
10	8	2013	3	17	3585	9.64	175	37189	1814	1771	50.60	49.40
3	1	2013	6	16	3584	9.64	176	37189	1800	1784	50.22	49.78


MO	DY	YR	DAY OF WK	HR	HR VOL	PERCENT OF AADT	HOUR NUMBER	AADT	NORTH VOLUME	SOUTH VOLUME	PERCENT NORTH IS OF TOTAL VOLUME	PERCENT SOUTH IS OF TOTAL VOLUME
9	6	2013	6	13	3584	9.64	177	37189	1707	1877	47.63	52.37
9	9	2013	2	17	3584	9.64	178	37189	1794	1790	50.06	49.94
5	31	2013	6	18	3583	9.63	179	37189	1800	1783	50.24	49.76
9	17	2013	3	16	3582	9.63	180	37189	1763	1819	49.22	50.78
10	24	2013	5	16	3582	9.63	181	37189	1855	1727	51.79	48.21
9	25	2013	4	16	3581	9.63	182	37189	1818	1763	50.77	49.23
10	9	2013	4	16	3581	9.63	183	37189	1749	1832	48.84	51.16
5	17	2013	6	17	3580	9.63	184	37189	1757	1823	49.08	50.92
4	25	2013	5	16	3579	9.62	185	37189	1796	1783	50.18	49.82
6	20	2013	5	18	3579	9.62	186	37189	1934	1645	54.04	45.96
9	3	2013	3	17	3579	9.62	187	37189	1856	1723	51.86	48.14
11	14	2013	5	17	3577	9.62	188	37189	1720	1857	48.08	51.92
5	20	2013	2	16	3575	9.61	189	37189	1780	1795	49.79	50.21
12	23	2013	2	17	3573	9.61	190	37189	1782	1791	49.87	50.13
2	14	2013	5	16	3572	9.60	191	37189	1795	1777	50.25	49.75
3	27	2013	4	17	3570	9.60	192	37189	1724	1846	48.29	51.71
9	26	2013	5	17	3569	9.60	193	37189	1760	1809	49.31	50.69
11	20	2013	4	16	3569	9.60	194	37189	1774	1795	49.71	50.29
12	3	2013	3	16	3569	9.60	195	37189	1813	1756	50.80	49.20
12	18	2013	4	17	3569	9.60	196	37189	1780	1789	49.87	50.13
11	14	2013	5	16	3568	9.59	197	37189	1853	1715	51.93	48.07
5	29	2013	4	17	3567	9.59	198	37189	1799	1768	50.43	49.57
11	4	2013	2	17	3567	9.59	199	37189	1780	1787	49.90	50.10
7	19	2013	6	18	3565	9.59	200	37189	1913	1652	53.66	46.34

SR 512 MP 11.43 PUYALLUP ADC SITE R106
 K FOR PEAK 200 HOURS OF 2013




AADT= 0 K 30 FACTOR= 0.00 K 100 FACTOR= 0.00 K 200 FACTOR= 0.00 D 30 FACTOR= 0.00

SR 512 MP 11.43 PUYALLUP ADC SITE R106
 D % IN THE PEAK 200 HOURS OF 2013




SR 016 MP 1.63 TACOMA/SNAKE LAKE ADC SITE R107
K FOR PEAK 200 HOURS OF 2013

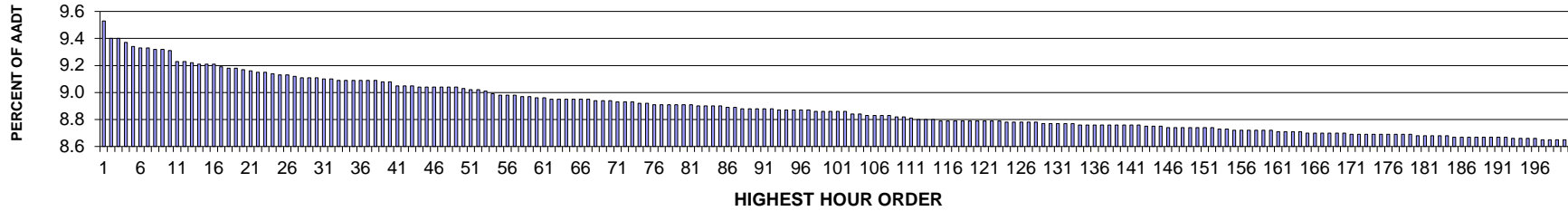


AADT= 0 K 30 FACTOR= 0.00 K 100 FACTOR= 0.00 K 200 FACTOR= 0.00 D 30 FACTOR= 0.00

SR 016 MP 1.63 TACOMA/SNAKE LAKE ADC SITE R107
D % IN THE PEAK 200 HOURS OF 2013

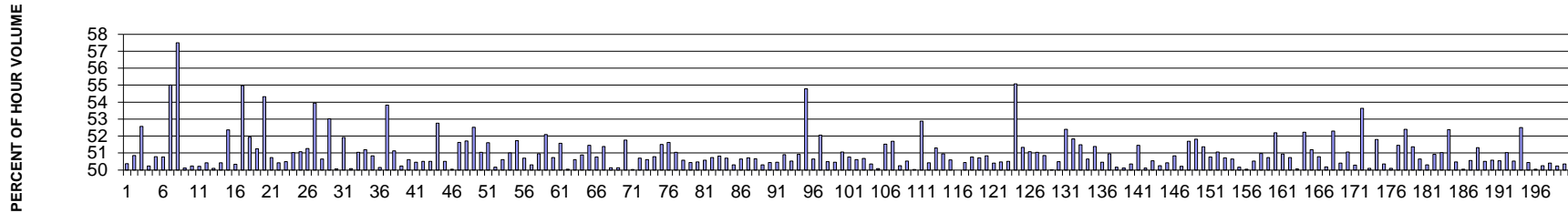


SR 005 MP 253.97 BELLINGHAM ADC SITE R108
K FOR PEAK 200 HOURS OF 2013



AADT= 74230 K 30 FACTOR= 9.11 K 100 FACTOR= 8.86 K 200 FACTOR= 8.65 D 30 FACTOR= 50.07

SR 005 MP 253.97 BELLINGHAM ADC SITE R108
D % IN THE PEAK 200 HOURS OF 2013



MO	DY	YR	DAY OF WK	HR	HR VOL	PERCENT OF AADT	HOUR NUMBER	AADT	NORTH VOLUME	SOUTH VOLUME	PERCENT NORTH IS OF TOTAL VOLUME	PERCENT SOUTH IS OF TOTAL VOLUME
10	25	2013	6	17	7074	9.53	1	74230	3511	3563	49.63	50.37
8	6	2013	3	18	6978	9.40	2	74230	3430	3548	49.15	50.85
8	5	2013	2	17	6974	9.40	3	74230	3666	3308	52.57	47.43
10	11	2013	6	17	6953	9.37	4	74230	3493	3460	50.24	49.76
8	9	2013	6	17	6936	9.34	5	74230	3414	3522	49.22	50.78
8	23	2013	6	17	6928	9.33	6	74230	3411	3517	49.23	50.77
5	20	2013	2	18	6925	9.33	7	74230	3809	3116	55.00	45.00
5	20	2013	2	17	6920	9.32	8	74230	3978	2942	57.49	42.51
5	17	2013	6	17	6915	9.32	9	74230	3450	3465	49.89	50.11
7	31	2013	4	18	6911	9.31	10	74230	3439	3472	49.76	50.24
8	28	2013	4	18	6854	9.23	11	74230	3442	3412	50.22	49.78
8	23	2013	6	16	6849	9.23	12	74230	3454	3395	50.43	49.57

8	26	2013	2	18	6844	9.22	13	74230	3428	3416	50.09	49.91
8	20	2013	3	18	6839	9.21	14	74230	3448	3391	50.42	49.58
3	15	2013	6	17	6836	9.21	15	74230	3257	3579	47.64	52.36
8	23	2013	6	18	6836	9.21	16	74230	3395	3441	49.66	50.34
2	11	2013	2	17	6822	9.19	17	74230	3750	3072	54.97	45.03
3	28	2013	5	18	6815	9.18	18	74230	3275	3540	48.06	51.94
11	8	2013	6	17	6814	9.18	19	74230	3322	3492	48.75	51.25
5	17	2013	6	18	6805	9.17	20	74230	3108	3697	45.67	54.33
10	24	2013	5	18	6798	9.16	21	74230	3349	3449	49.26	50.74
8	21	2013	4	18	6792	9.15	22	74230	3367	3425	49.57	50.43
7	12	2013	6	17	6789	9.15	23	74230	3428	3361	50.49	49.51
10	11	2013	6	18	6786	9.14	24	74230	3324	3462	48.98	51.02
10	10	2013	5	18	6777	9.13	25	74230	3315	3462	48.92	51.08
8	29	2013	5	18	6775	9.13	26	74230	3302	3473	48.74	51.26
2	11	2013	2	18	6771	9.12	27	74230	3653	3118	53.95	46.05
5	16	2013	5	18	6759	9.11	28	74230	3336	3423	49.36	50.64
7	1	2013	2	18	6759	9.11	29	74230	3583	3176	53.01	46.99
10	4	2013	6	17	6759	9.11	30	74230	3375	3384	49.93	50.07
8	1	2013	5	18	6756	9.10	31	74230	3248	3508	48.08	51.92
9	26	2013	5	18	6753	9.10	32	74230	3371	3382	49.92	50.08
8	29	2013	5	17	6750	9.09	33	74230	3305	3445	48.96	51.04
11	22	2013	6	17	6750	9.09	34	74230	3455	3295	51.19	48.81
10	18	2013	6	17	6749	9.09	35	74230	3431	3318	50.84	49.16
11	1	2013	6	17	6745	9.09	36	74230	3382	3363	50.14	49.86
8	5	2013	2	18	6744	9.09	37	74230	3630	3114	53.83	46.17
8	9	2013	6	18	6744	9.09	38	74230	3448	3296	51.13	48.87
8	19	2013	2	18	6740	9.08	39	74230	3354	3386	49.76	50.24
10	4	2013	6	18	6740	9.08	40	74230	3329	3411	49.39	50.61
5	10	2013	6	17	6720	9.05	41	74230	3391	3329	50.46	49.54
5	9	2013	5	18	6719	9.05	42	74230	3394	3325	50.51	49.49
8	30	2013	6	17	6716	9.05	43	74230	3324	3392	49.49	50.51
8	1	2013	5	17	6714	9.04	44	74230	3172	3542	47.24	52.76
4	26	2013	6	17	6711	9.04	45	74230	3390	3321	50.51	49.49
10	17	2013	5	18	6711	9.04	46	74230	3353	3358	49.96	50.04
2	8	2013	6	17	6709	9.04	47	74230	3245	3464	48.37	51.63
8	8	2013	5	18	6709	9.04	48	74230	3469	3240	51.71	48.29
6	28	2013	6	17	6708	9.04	49	74230	3185	3523	47.48	52.52
8	2	2013	6	17	6700	9.03	50	74230	3280	3420	48.96	51.04
12	30	2013	2	17	6694	9.02	51	74230	3455	3239	51.61	48.39
6	14	2013	6	17	6693	9.02	52	74230	3357	3336	50.16	49.84
6	27	2013	5	18	6687	9.01	53	74230	3302	3385	49.38	50.62
8	22	2013	5	17	6674	8.99	54	74230	3270	3404	49.00	51.00
6	13	2013	5	18	6668	8.98	55	74230	3219	3449	48.28	51.72
8	19	2013	2	17	6668	8.98	56	74230	3287	3381	49.30	50.70
8	6	2013	3	17	6666	8.98	57	74230	3313	3353	49.70	50.30
9	20	2013	6	17	6662	8.97	58	74230	3267	3395	49.04	50.96

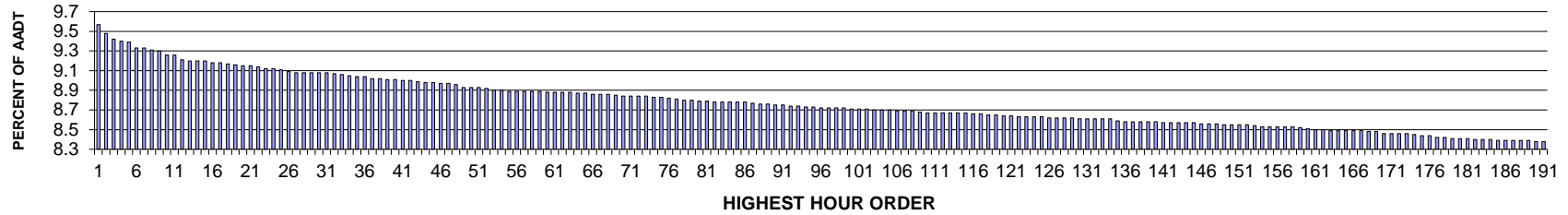
11	8	2013	6	16	6662	8.97	59	74230	3192	3470	47.91	52.09
10	25	2013	6	18	6654	8.96	60	74230	3278	3376	49.26	50.74
8	26	2013	2	17	6649	8.96	61	74230	3220	3429	48.43	51.57
8	15	2013	5	18	6647	8.95	62	74230	3326	3321	50.04	49.96
10	1	2013	3	18	6646	8.95	63	74230	3364	3282	50.62	49.38
8	7	2013	4	18	6643	8.95	64	74230	3380	3263	50.88	49.12
1	4	2013	6	17	6642	8.95	65	74230	3224	3418	48.54	51.46
5	23	2013	5	17	6641	8.95	66	74230	3270	3371	49.24	50.76
7	26	2013	6	17	6641	8.95	67	74230	3228	3413	48.61	51.39
10	15	2013	3	18	6639	8.94	68	74230	3311	3328	49.87	50.13
8	21	2013	4	17	6635	8.94	69	74230	3309	3326	49.87	50.13
3	15	2013	6	18	6633	8.94	70	74230	3199	3434	48.23	51.77
9	20	2013	6	18	6632	8.93	71	74230	3317	3315	50.02	49.98
8	15	2013	5	17	6629	8.93	72	74230	3268	3361	49.30	50.70
7	16	2013	3	18	6626	8.93	73	74230	3354	3272	50.62	49.38
6	26	2013	4	18	6624	8.92	74	74230	3260	3364	49.21	50.79
7	30	2013	3	18	6622	8.92	75	74230	3212	3410	48.50	51.50
8	8	2013	5	17	6617	8.91	76	74230	3416	3201	51.62	48.38
8	14	2013	4	18	6617	8.91	77	74230	3239	3378	48.95	51.05
7	17	2013	4	18	6615	8.91	78	74230	3270	3345	49.43	50.57
5	1	2013	4	18	6614	8.91	79	74230	3336	3278	50.44	49.56
10	24	2013	5	17	6614	8.91	80	74230	3276	3338	49.53	50.47
10	25	2013	6	16	6613	8.91	81	74230	3269	3344	49.43	50.57
7	31	2013	4	17	6610	8.90	82	74230	3354	3256	50.74	49.26
10	10	2013	5	17	6610	8.90	83	74230	3251	3359	49.18	50.82
7	19	2013	6	18	6609	8.90	84	74230	3351	3258	50.70	49.30
9	25	2013	4	18	6608	8.90	85	74230	3284	3324	49.70	50.30
7	22	2013	2	18	6599	8.89	86	74230	3257	3342	49.36	50.64
5	3	2013	6	17	6598	8.89	87	74230	3346	3252	50.71	49.29
8	23	2013	6	15	6593	8.88	88	74230	3340	3253	50.66	49.34
8	13	2013	3	18	6591	8.88	89	74230	3275	3316	49.69	50.31
4	30	2013	3	18	6590	8.88	90	74230	3266	3324	49.56	50.44
8	16	2013	6	17	6589	8.88	91	74230	3324	3265	50.45	49.55
11	8	2013	6	18	6588	8.88	92	74230	3235	3353	49.10	50.90
5	2	2013	5	18	6585	8.87	93	74230	3327	3258	50.52	49.48
7	15	2013	2	18	6585	8.87	94	74230	3353	3232	50.92	49.08
7	19	2013	6	17	6585	8.87	95	74230	2977	3608	45.21	54.79
7	18	2013	5	18	6581	8.87	96	74230	3333	3248	50.65	49.35
10	3	2013	5	18	6581	8.87	97	74230	3155	3426	47.94	52.06
8	14	2013	4	17	6580	8.86	98	74230	3323	3257	50.50	49.50
7	24	2013	4	18	6579	8.86	99	74230	3260	3319	49.55	50.45
7	25	2013	5	18	6575	8.86	100	74230	3218	3357	48.94	51.06
4	25	2013	5	18	6574	8.86	101	74230	3337	3237	50.76	49.24
5	16	2013	5	17	6574	8.86	102	74230	3247	3327	49.39	50.61
10	22	2013	3	18	6565	8.84	103	74230	3327	3238	50.68	49.32
7	25	2013	5	17	6564	8.84	104	74230	3259	3305	49.65	50.35

10	8	2013	3	18	6558	8.83	105	74230	3274	3284	49.92	50.08
4	19	2013	6	17	6553	8.83	106	74230	3177	3376	48.48	51.52
8	27	2013	3	18	6553	8.83	107	74230	3165	3388	48.30	51.70
10	17	2013	5	17	6553	8.83	108	74230	3293	3260	50.25	49.75
2	14	2013	5	17	6549	8.82	109	74230	3240	3309	49.47	50.53
9	19	2013	5	18	6546	8.82	110	74230	3275	3271	50.03	49.97
8	22	2013	5	18	6536	8.81	111	74230	3456	3080	52.88	47.12
4	11	2013	5	17	6535	8.80	112	74230	3240	3295	49.58	50.42
9	23	2013	2	18	6534	8.80	113	74230	3182	3352	48.70	51.30
7	11	2013	5	18	6531	8.80	114	74230	3203	3328	49.04	50.96
3	19	2013	3	18	6528	8.79	115	74230	3225	3303	49.40	50.60
7	17	2013	4	17	6528	8.79	116	74230	3264	3264	50.00	50.00
3	21	2013	5	18	6525	8.79	117	74230	3234	3291	49.56	50.44
9	4	2013	4	18	6525	8.79	118	74230	3213	3312	49.24	50.76
9	6	2013	6	17	6524	8.79	119	74230	3216	3308	49.29	50.71
12	13	2013	6	17	6524	8.79	120	74230	3207	3317	49.16	50.84
7	10	2013	4	18	6523	8.79	121	74230	3235	3288	49.59	50.41
9	13	2013	6	18	6523	8.79	122	74230	3230	3293	49.52	50.48
9	26	2013	5	17	6523	8.79	123	74230	3295	3228	50.51	49.49
7	1	2013	2	17	6521	8.78	124	74230	3591	2930	55.07	44.93
8	12	2013	2	17	6521	8.78	125	74230	3174	3347	48.67	51.33
7	23	2013	3	18	6518	8.78	126	74230	3189	3329	48.93	51.07
9	6	2013	6	18	6516	8.78	127	74230	3190	3326	48.96	51.04
4	5	2013	6	17	6515	8.78	128	74230	3313	3202	50.85	49.15
5	31	2013	6	17	6511	8.77	129	74230	3256	3255	50.01	49.99
10	23	2013	4	18	6511	8.77	130	74230	3223	3288	49.50	50.50
11	11	2013	2	18	6510	8.77	131	74230	3411	3099	52.40	47.60
6	12	2013	4	18	6508	8.77	132	74230	3134	3374	48.16	51.84
9	18	2013	4	18	6508	8.77	133	74230	3157	3351	48.51	51.49
4	26	2013	6	18	6505	8.76	134	74230	3294	3211	50.64	49.36
8	12	2013	2	18	6504	8.76	135	74230	3162	3342	48.62	51.38
8	13	2013	3	17	6504	8.76	136	74230	3282	3222	50.46	49.54
5	10	2013	6	18	6503	8.76	137	74230	3190	3313	49.05	50.95
7	3	2013	4	17	6503	8.76	138	74230	3241	3262	49.84	50.16
5	15	2013	4	18	6502	8.76	139	74230	3259	3243	50.12	49.88
5	22	2013	4	18	6502	8.76	140	74230	3274	3228	50.35	49.65
9	12	2013	5	18	6500	8.76	141	74230	3156	3344	48.55	51.45
10	31	2013	5	17	6500	8.76	142	74230	3258	3242	50.12	49.88
2	1	2013	6	18	6498	8.75	143	74230	3213	3285	49.45	50.55
9	13	2013	6	17	6498	8.75	144	74230	3266	3232	50.26	49.74
10	16	2013	4	18	6494	8.75	145	74230	3219	3275	49.57	50.43
4	25	2013	5	17	6490	8.74	146	74230	3191	3299	49.17	50.83
7	11	2013	5	17	6489	8.74	147	74230	3231	3258	49.79	50.21
8	5	2013	2	16	6489	8.74	148	74230	3355	3134	51.70	48.30
4	11	2013	5	18	6487	8.74	149	74230	3126	3361	48.19	51.81
12	5	2013	5	17	6487	8.74	150	74230	3155	3332	48.64	51.36

4	23	2013	3	18	6486	8.74	151	74230	3292	3194	50.76	49.24
6	14	2013	6	18	6486	8.74	152	74230	3174	3312	48.94	51.06
6	21	2013	6	18	6483	8.73	153	74230	3195	3288	49.28	50.72
6	27	2013	5	17	6482	8.73	154	74230	3199	3283	49.35	50.65
6	6	2013	5	18	6474	8.72	155	74230	3248	3226	50.17	49.83
7	16	2013	3	17	6473	8.72	156	74230	3240	3233	50.05	49.95
8	28	2013	4	17	6471	8.72	157	74230	3270	3201	50.53	49.47
2	1	2013	6	17	6470	8.72	158	74230	3298	3172	50.97	49.03
3	21	2013	5	17	6470	8.72	159	74230	3283	3187	50.74	49.26
8	23	2013	6	14	6470	8.72	160	74230	3377	3093	52.19	47.81
10	29	2013	3	18	6466	8.71	161	74230	3293	3173	50.93	49.07
11	21	2013	5	17	6466	8.71	162	74230	3186	3280	49.27	50.73
8	7	2013	4	17	6465	8.71	163	74230	3237	3228	50.07	49.93
10	7	2013	2	17	6463	8.71	164	74230	3375	3088	52.22	47.78
3	15	2013	6	16	6461	8.70	165	74230	3153	3308	48.80	51.20
11	26	2013	3	17	6461	8.70	166	74230	3281	3180	50.78	49.22
7	3	2013	4	18	6458	8.70	167	74230	3217	3241	49.81	50.19
8	2	2013	6	16	6457	8.70	168	74230	3080	3377	47.70	52.30
3	8	2013	6	17	6456	8.70	169	74230	3254	3202	50.40	49.60
4	19	2013	6	18	6455	8.70	170	74230	3296	3159	51.06	48.94
8	16	2013	6	18	6454	8.69	171	74230	3208	3246	49.71	50.29
11	11	2013	2	17	6454	8.69	172	74230	3461	2993	53.63	46.37
7	30	2013	3	17	6451	8.69	173	74230	3219	3232	49.90	50.10
11	21	2013	5	18	6451	8.69	174	74230	3110	3341	48.21	51.79
3	1	2013	6	17	6450	8.69	175	74230	3248	3202	50.36	49.64
10	30	2013	4	18	6449	8.69	176	74230	3231	3218	50.10	49.90
7	12	2013	6	18	6448	8.69	177	74230	3130	3318	48.54	51.46
5	7	2013	3	18	6447	8.69	178	74230	3069	3378	47.60	52.40
7	9	2013	3	18	6447	8.69	179	74230	3136	3311	48.64	51.36
10	9	2013	4	18	6446	8.68	180	74230	3181	3265	49.35	50.65
3	27	2013	4	18	6445	8.68	181	74230	3203	3242	49.70	50.30
7	8	2013	2	18	6444	8.68	182	74230	3163	3281	49.08	50.92
2	8	2013	6	18	6441	8.68	183	74230	3155	3286	48.98	51.02
4	18	2013	5	18	6440	8.68	184	74230	3067	3373	47.62	52.38
9	24	2013	3	18	6437	8.67	185	74230	3188	3249	49.53	50.47
11	22	2013	6	18	6437	8.67	186	74230	3222	3215	50.05	49.95
2	14	2013	5	18	6436	8.67	187	74230	3182	3254	49.44	50.56
5	17	2013	6	16	6435	8.67	188	74230	3133	3302	48.69	51.31
5	23	2013	5	18	6435	8.67	189	74230	3185	3250	49.49	50.51
10	8	2013	3	17	6435	8.67	190	74230	3254	3181	50.57	49.43
10	21	2013	2	18	6433	8.67	191	74230	3181	3252	49.45	50.55
10	30	2013	4	17	6433	8.67	192	74230	3151	3282	48.98	51.02
12	6	2013	6	17	6431	8.66	193	74230	3249	3182	50.52	49.48
3	29	2013	6	15	6430	8.66	194	74230	3054	3376	47.50	52.50
8	20	2013	3	17	6427	8.66	195	74230	3185	3242	49.56	50.44
10	22	2013	3	17	6425	8.66	196	74230	3216	3209	50.05	49.95

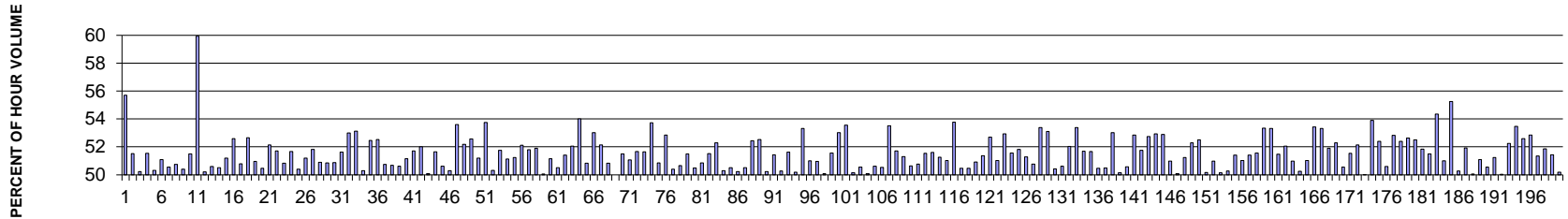
2	15	2013	6	17	6422	8.65	197	74230	3227	3195	50.25	49.75
6	24	2013	2	18	6420	8.65	198	74230	3236	3184	50.40	49.60
8	9	2013	6	16	6420	8.65	199	74230	3225	3195	50.23	49.77
5	30	2013	5	18	6418	8.65	200	74230	3232	3186	50.36	49.64

**SR 005 MP 12.19 BATTLE GROUND ADC SITE R109
K FOR PEAK 200 HOURS OF 2013**



AADT= 81770 K 30 FACTOR= 9.08 K 100 FACTOR= 8.71 K 200 FACTOR= 8.35 D 30 FACTOR= 50.88

**SR 005 MP 12.19 BATTLE GROUND ADC SITE R109
D % IN THE PEAK 200 HOURS OF 2013**



MO	DY	YR	DAY OF WK	HR	HR VOL	PERCENT OF AADT	HOUR NUMBER	AADT	NORTH VOLUME	SOUTH VOLUME	PERCENT NORTH IS OF TOTAL VOLUME	PERCENT SOUTH IS OF TOTAL VOLUME
5	31	2013	6	18	7826	9.57	1	81770	3466	4360	44.29	55.71
8	30	2013	6	16	7754	9.48	2	81770	3995	3759	51.52	48.48
11	27	2013	4	17	7702	9.42	3	81770	3834	3868	49.78	50.22
8	23	2013	6	17	7690	9.40	4	81770	3963	3727	51.53	48.47
8	11	2013	1	14	7677	9.39	5	81770	3814	3863	49.68	50.32
8	25	2013	1	16	7631	9.33	6	81770	3898	3733	51.08	48.92
8	23	2013	6	16	7628	9.33	7	81770	3772	3856	49.45	50.55
8	30	2013	6	17	7611	9.31	8	81770	3862	3749	50.74	49.26
8	11	2013	1	15	7607	9.30	9	81770	3834	3773	50.40	49.60
8	18	2013	1	15	7575	9.26	10	81770	3675	3900	48.51	51.49
8	6	2013	3	16	7571	9.26	11	81770	3034	4537	40.07	59.93
7	7	2013	1	15	7530	9.21	12	81770	3750	3780	49.80	50.20

8	18	2013	1	14	7526	9.20	13	81770	3808	3718	50.60	49.40
11	30	2013	7	14	7521	9.20	14	81770	3799	3722	50.51	49.49
11	27	2013	4	16	7519	9.20	15	81770	3850	3669	51.20	48.80
9	27	2013	6	17	7510	9.18	16	81770	3560	3950	47.40	52.60
8	11	2013	1	13	7505	9.18	17	81770	3693	3812	49.21	50.79
8	4	2013	1	17	7495	9.17	18	81770	3549	3946	47.35	52.65
8	16	2013	6	16	7487	9.16	19	81770	3815	3672	50.95	49.05
8	25	2013	1	17	7481	9.15	20	81770	3776	3705	50.47	49.53
9	20	2013	6	17	7480	9.15	21	81770	3899	3581	52.13	47.87
8	25	2013	1	15	7473	9.14	22	81770	3864	3609	51.71	48.29
9	20	2013	6	16	7460	9.12	23	81770	3667	3793	49.16	50.84
8	16	2013	6	17	7457	9.12	24	81770	3853	3604	51.67	48.33
8	11	2013	1	17	7448	9.11	25	81770	3695	3753	49.61	50.39
8	30	2013	6	18	7431	9.09	26	81770	3805	3626	51.20	48.80
3	29	2013	6	17	7427	9.08	27	81770	3578	3849	48.18	51.82
11	30	2013	7	15	7426	9.08	28	81770	3780	3646	50.90	49.10
8	18	2013	1	16	7425	9.08	29	81770	3649	3776	49.14	50.86
7	26	2013	6	17	7422	9.08	30	81770	3776	3646	50.88	49.12
7	19	2013	6	15	7421	9.08	31	81770	3831	3590	51.62	48.38
9	6	2013	6	17	7414	9.07	32	81770	3929	3485	52.99	47.01
6	28	2013	6	16	7410	9.06	33	81770	3937	3473	53.13	46.87
7	19	2013	6	17	7397	9.05	34	81770	3677	3720	49.71	50.29
3	29	2013	6	16	7392	9.04	35	81770	3514	3878	47.54	52.46
8	11	2013	1	16	7388	9.04	36	81770	3507	3881	47.47	52.53
11	27	2013	4	14	7375	9.02	37	81770	3743	3632	50.75	49.25
8	2	2013	6	16	7372	9.02	38	81770	3737	3635	50.69	49.31
9	13	2013	6	17	7369	9.01	39	81770	3639	3730	49.38	50.62
7	7	2013	1	14	7368	9.01	40	81770	3599	3769	48.85	51.15
6	14	2013	6	17	7360	9.00	41	81770	3805	3555	51.70	48.30
11	22	2013	6	17	7360	9.00	42	81770	3531	3829	47.98	52.02
9	6	2013	6	16	7351	8.99	43	81770	3670	3681	49.93	50.07
8	4	2013	1	14	7347	8.98	44	81770	3795	3552	51.65	48.35
8	23	2013	6	15	7341	8.98	45	81770	3625	3716	49.38	50.62
8	31	2013	7	12	7336	8.97	46	81770	3690	3646	50.30	49.70
7	28	2013	1	16	7331	8.97	47	81770	3402	3929	46.41	53.59
9	13	2013	6	16	7329	8.96	48	81770	3505	3824	47.82	52.18
5	24	2013	6	16	7302	8.93	49	81770	3839	3463	52.57	47.43
7	7	2013	1	16	7300	8.93	50	81770	3563	3737	48.81	51.19
9	20	2013	6	18	7300	8.93	51	81770	3924	3376	53.75	46.25
7	12	2013	6	16	7293	8.92	52	81770	3669	3624	50.31	49.69
7	26	2013	6	16	7274	8.90	53	81770	3765	3509	51.76	48.24
8	9	2013	6	18	7274	8.90	54	81770	3720	3554	51.14	48.86
5	10	2013	6	16	7271	8.89	55	81770	3545	3726	48.76	51.24
8	9	2013	6	17	7271	8.89	56	81770	3481	3790	47.88	52.12
12	1	2013	1	14	7267	8.89	57	81770	3764	3503	51.80	48.20
8	30	2013	6	15	7266	8.89	58	81770	3771	3495	51.90	48.10

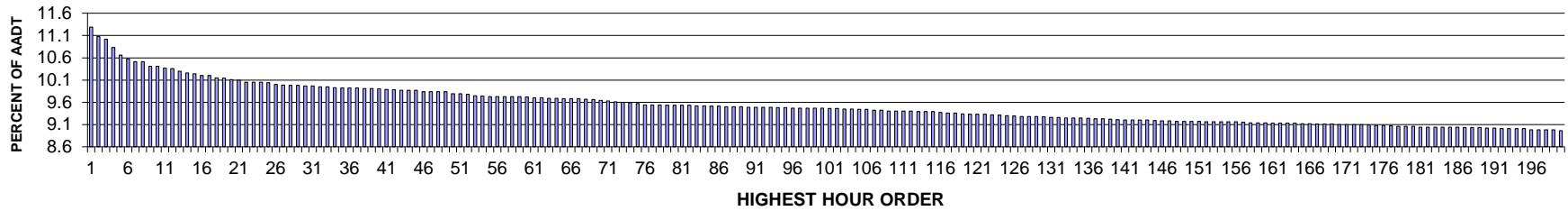
11	30	2013	7	13	7266	8.89	59	81770	3629	3637	49.94	50.06
6	21	2013	6	16	7265	8.88	60	81770	3717	3548	51.16	48.84
6	14	2013	6	16	7261	8.88	61	81770	3594	3667	49.50	50.50
11	28	2013	5	12	7261	8.88	62	81770	3733	3528	51.41	48.59
7	7	2013	1	17	7259	8.88	63	81770	3481	3778	47.95	52.05
8	4	2013	1	18	7256	8.87	64	81770	3337	3919	45.99	54.01
7	19	2013	6	16	7254	8.87	65	81770	3687	3567	50.83	49.17
8	2	2013	6	17	7248	8.86	66	81770	3843	3405	53.02	46.98
6	7	2013	6	17	7246	8.86	67	81770	3778	3468	52.14	47.86
8	16	2013	6	13	7242	8.86	68	81770	3561	3681	49.17	50.83
8	18	2013	1	13	7238	8.85	69	81770	3619	3619	50.00	50.00
7	12	2013	6	17	7232	8.84	70	81770	3724	3508	51.49	48.51
8	24	2013	7	12	7231	8.84	71	81770	3538	3693	48.93	51.07
5	17	2013	6	17	7230	8.84	72	81770	3735	3495	51.66	48.34
11	30	2013	7	16	7228	8.84	73	81770	3733	3495	51.65	48.35
8	23	2013	6	18	7223	8.83	74	81770	3881	3342	53.73	46.27
8	4	2013	1	15	7219	8.83	75	81770	3671	3548	50.85	49.15
8	25	2013	1	14	7209	8.82	76	81770	3400	3809	47.16	52.84
5	10	2013	6	17	7207	8.81	77	81770	3632	3575	50.40	49.60
7	26	2013	6	15	7193	8.80	78	81770	3643	3550	50.65	49.35
7	19	2013	6	14	7192	8.80	79	81770	3704	3488	51.50	48.50
3	1	2013	6	17	7188	8.79	80	81770	3629	3559	50.49	49.51
5	17	2013	6	16	7188	8.79	81	81770	3532	3656	49.14	50.86
11	27	2013	4	15	7180	8.78	82	81770	3481	3699	48.48	51.52
7	28	2013	1	14	7179	8.78	83	81770	3426	3753	47.72	52.28
12	13	2013	6	17	7179	8.78	84	81770	3610	3569	50.29	49.71
11	8	2013	6	16	7176	8.78	85	81770	3624	3552	50.50	49.50
11	8	2013	6	17	7176	8.78	86	81770	3572	3604	49.78	50.22
8	16	2013	6	15	7168	8.77	87	81770	3620	3548	50.50	49.50
6	21	2013	6	17	7163	8.76	88	81770	3757	3406	52.45	47.55
12	1	2013	1	13	7163	8.76	89	81770	3762	3401	52.52	47.48
7	14	2013	1	15	7156	8.75	90	81770	3562	3594	49.78	50.22
8	2	2013	6	15	7152	8.75	91	81770	3679	3473	51.44	48.56
8	16	2013	6	14	7149	8.74	92	81770	3555	3594	49.73	50.27
7	12	2013	6	18	7145	8.74	93	81770	3689	3456	51.63	48.37
6	7	2013	6	16	7142	8.73	94	81770	3584	3558	50.18	49.82
8	17	2013	7	12	7141	8.73	95	81770	3333	3808	46.67	53.33
7	21	2013	1	14	7132	8.72	96	81770	3638	3494	51.01	48.99
4	26	2013	6	17	7131	8.72	97	81770	3634	3497	50.96	49.04
8	15	2013	5	17	7130	8.72	98	81770	3559	3571	49.92	50.08
6	21	2013	6	15	7127	8.72	99	81770	3674	3453	51.55	48.45
5	24	2013	6	17	7126	8.71	100	81770	3778	3348	53.02	46.98
9	2	2013	2	15	7121	8.71	101	81770	3307	3814	46.44	53.56
12	27	2013	6	16	7119	8.71	102	81770	3549	3570	49.85	50.15
8	25	2013	1	13	7118	8.70	103	81770	3520	3598	49.45	50.55
2	15	2013	6	17	7115	8.70	104	81770	3563	3552	50.08	49.92

3	29	2013	6	18	7111	8.70	105	81770	3512	3599	49.39	50.61
6	14	2013	6	15	7105	8.69	106	81770	3515	3590	49.47	50.53
8	9	2013	6	16	7104	8.69	107	81770	3303	3801	46.49	53.51
8	16	2013	6	18	7104	8.69	108	81770	3674	3430	51.72	48.28
8	30	2013	6	14	7098	8.68	109	81770	3642	3456	51.31	48.69
4	12	2013	6	16	7092	8.67	110	81770	3501	3591	49.37	50.63
5	3	2013	6	17	7092	8.67	111	81770	3600	3492	50.76	49.24
9	27	2013	6	16	7092	8.67	112	81770	3437	3655	48.46	51.54
9	2	2013	2	14	7091	8.67	113	81770	3431	3660	48.39	51.61
9	13	2013	6	18	7087	8.67	114	81770	3454	3633	48.74	51.26
8	4	2013	1	13	7086	8.67	115	81770	3616	3470	51.03	48.97
12	1	2013	1	15	7080	8.66	116	81770	3807	3273	53.77	46.23
7	21	2013	1	15	7079	8.66	117	81770	3572	3507	50.46	49.54
8	17	2013	7	13	7073	8.65	118	81770	3569	3504	50.46	49.54
8	9	2013	6	15	7071	8.65	119	81770	3600	3471	50.91	49.09
12	27	2013	6	14	7064	8.64	120	81770	3435	3629	48.63	51.37
8	31	2013	7	11	7062	8.64	121	81770	3721	3341	52.69	47.31
7	12	2013	6	15	7060	8.63	122	81770	3602	3458	51.02	48.98
6	23	2013	1	16	7059	8.63	123	81770	3736	3323	52.93	47.07
7	19	2013	6	18	7058	8.63	124	81770	3639	3419	51.56	48.44
3	22	2013	6	17	7057	8.63	125	81770	3656	3401	51.81	48.19
5	3	2013	6	16	7050	8.62	126	81770	3434	3616	48.71	51.29
2	15	2013	6	18	7047	8.62	127	81770	3469	3578	49.23	50.77
7	26	2013	6	18	7046	8.62	128	81770	3761	3285	53.38	46.62
9	6	2013	6	18	7046	8.62	129	81770	3742	3304	53.11	46.89
4	12	2013	6	17	7044	8.61	130	81770	3492	3552	49.57	50.43
7	26	2013	6	14	7044	8.61	131	81770	3566	3478	50.62	49.38
12	27	2013	6	17	7041	8.61	132	81770	3377	3664	47.96	52.04
8	2	2013	6	18	7039	8.61	133	81770	3758	3281	53.39	46.61
12	1	2013	1	16	7038	8.61	134	81770	3638	3400	51.69	48.31
7	21	2013	1	13	7025	8.59	135	81770	3629	3396	51.66	48.34
7	14	2013	1	17	7017	8.58	136	81770	3476	3541	49.54	50.46
8	23	2013	6	14	7017	8.58	137	81770	3543	3474	50.49	49.51
9	27	2013	6	18	7017	8.58	138	81770	3297	3720	46.99	53.01
3	22	2013	6	16	7016	8.58	139	81770	3498	3518	49.86	50.14
7	7	2013	1	13	7014	8.58	140	81770	3467	3547	49.43	50.57
8	10	2013	7	12	7011	8.57	141	81770	3306	3705	47.15	52.85
11	28	2013	5	13	7011	8.57	142	81770	3382	3629	48.24	51.76
3	15	2013	6	16	7006	8.57	143	81770	3311	3695	47.26	52.74
6	28	2013	6	17	7005	8.57	144	81770	3708	3297	52.93	47.07
5	24	2013	6	18	7004	8.57	145	81770	3705	3299	52.90	47.10
7	14	2013	1	13	7002	8.56	146	81770	3432	3570	49.01	50.99
8	31	2013	7	13	6999	8.56	147	81770	3505	3494	50.08	49.92
11	27	2013	4	18	6996	8.56	148	81770	3584	3412	51.23	48.77
2	15	2013	6	16	6995	8.55	149	81770	3337	3658	47.71	52.29
4	26	2013	6	18	6993	8.55	150	81770	3672	3321	52.51	47.49

8	22	2013	5	17	6992	8.55	151	81770	3484	3508	49.83	50.17
6	14	2013	6	18	6988	8.55	152	81770	3562	3426	50.97	49.03
7	14	2013	1	14	6987	8.54	153	81770	3483	3504	49.85	50.15
4	26	2013	6	16	6977	8.53	154	81770	3470	3507	49.73	50.27
6	21	2013	6	18	6972	8.53	155	81770	3584	3388	51.41	48.59
7	28	2013	1	13	6972	8.53	156	81770	3558	3414	51.03	48.97
4	19	2013	6	17	6971	8.53	157	81770	3583	3388	51.40	48.60
7	19	2013	6	13	6971	8.53	158	81770	3595	3376	51.57	48.43
7	3	2013	4	17	6964	8.52	159	81770	3715	3249	53.35	46.65
12	26	2013	5	17	6959	8.51	160	81770	3248	3711	46.67	53.33
3	1	2013	6	16	6950	8.50	161	81770	3577	3373	51.47	48.53
6	23	2013	1	15	6949	8.50	162	81770	3617	3332	52.05	47.95
8	30	2013	6	13	6944	8.49	163	81770	3404	3540	49.02	50.98
9	13	2013	6	15	6944	8.49	164	81770	3455	3489	49.76	50.24
8	18	2013	1	17	6943	8.49	165	81770	3542	3401	51.02	48.98
6	30	2013	1	16	6941	8.49	166	81770	3708	3233	53.42	46.58
7	5	2013	6	17	6941	8.49	167	81770	3240	3701	46.68	53.32
7	3	2013	4	16	6937	8.48	168	81770	3601	3336	51.91	48.09
8	24	2013	7	13	6934	8.48	169	81770	3308	3626	47.71	52.29
7	14	2013	1	18	6917	8.46	170	81770	3496	3421	50.54	49.46
7	21	2013	1	16	6917	8.46	171	81770	3565	3352	51.54	48.46
7	27	2013	7	12	6916	8.46	172	81770	3310	3606	47.86	52.14
8	23	2013	6	13	6916	8.46	173	81770	3457	3459	49.99	50.01
12	26	2013	5	16	6913	8.45	174	81770	3187	3726	46.10	53.90
8	10	2013	7	13	6903	8.44	175	81770	3286	3617	47.60	52.40
12	27	2013	6	15	6901	8.44	176	81770	3410	3491	49.41	50.59
8	11	2013	1	18	6885	8.42	177	81770	3248	3637	47.18	52.82
8	3	2013	7	13	6884	8.42	178	81770	3277	3607	47.60	52.40
8	8	2013	5	17	6877	8.41	179	81770	3620	3257	52.64	47.36
11	22	2013	6	16	6876	8.41	180	81770	3266	3610	47.50	52.50
3	8	2013	6	17	6875	8.41	181	81770	3564	3311	51.84	48.16
5	27	2013	2	16	6872	8.40	182	81770	3333	3539	48.50	51.50
6	7	2013	6	18	6869	8.40	183	81770	3734	3135	54.36	45.64
8	22	2013	5	16	6868	8.40	184	81770	3365	3503	49.00	51.00
11	28	2013	5	11	6864	8.39	185	81770	3793	3071	55.26	44.74
6	21	2013	6	14	6863	8.39	186	81770	3450	3413	50.27	49.73
5	10	2013	6	18	6862	8.39	187	81770	3563	3299	51.92	48.08
6	16	2013	1	16	6860	8.39	188	81770	3434	3426	50.06	49.94
12	13	2013	6	16	6857	8.39	189	81770	3354	3503	48.91	51.09
7	14	2013	1	16	6855	8.38	190	81770	3390	3465	49.45	50.55
8	9	2013	6	14	6849	8.38	191	81770	3509	3340	51.23	48.77
11	8	2013	6	18	6843	8.37	192	81770	3424	3419	50.04	49.96
5	17	2013	6	18	6835	8.36	193	81770	3571	3264	52.25	47.75
6	28	2013	6	18	6835	8.36	194	81770	3654	3181	53.46	46.54
7	5	2013	6	13	6835	8.36	195	81770	3240	3595	47.40	52.60
7	21	2013	1	19	6834	8.36	196	81770	3223	3611	47.16	52.84

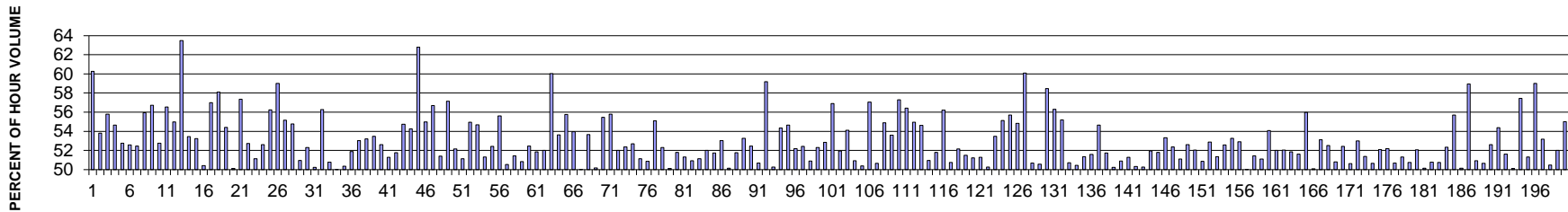
9	27	2013	6	15	6834	8.36	197	81770	3325	3509	48.65	51.35
5	3	2013	6	18	6833	8.36	198	81770	3543	3290	51.85	48.15
8	2	2013	6	13	6830	8.35	199	81770	3318	3512	48.58	51.42
8	30	2013	6	12	6829	8.35	200	81770	3402	3427	49.82	50.18

**SR 005 MP 217.17 CONWAY ADC SITE R110
K FOR PEAK 200 HOURS OF 2013**



AADT= 57898 K 30 FACTOR= 9.97 K 100 FACTOR= 9.47 K 200 FACTOR= 8.96 D 30 FACTOR= 52.30

**SR 005 MP 217.17 CONWAY ADC SITE R110
D % IN THE PEAK 200 HOURS OF 2013**



MO	DY	YR	DAY OF WK	HR	HR VOL	PERCENT OF AADT	HOUR NUMBER	AADT	NORTH VOLUME	SOUTH VOLUME	PERCENT NORTH IS OF TOTAL VOLUME	PERCENT SOUTH IS OF TOTAL VOLUME
4	28	2013	1	17	6539	11.29	1	57898	2598	3941	39.73	60.27
8	18	2013	1	17	6413	11.08	2	57898	2962	3451	46.19	53.81
8	25	2013	1	17	6378	11.02	3	57898	2820	3558	44.21	55.79
4	28	2013	1	16	6268	10.83	4	57898	2842	3426	45.34	54.66
4	21	2013	1	16	6171	10.66	5	57898	2916	3255	47.25	52.75
11	28	2013	5	12	6117	10.57	6	57898	3216	2901	52.57	47.43
8	25	2013	1	16	6086	10.51	7	57898	2893	3193	47.54	52.46
8	25	2013	1	15	6085	10.51	8	57898	2681	3404	44.06	55.94
8	18	2013	1	18	6028	10.41	9	57898	2609	3419	43.28	56.72
8	18	2013	1	16	6027	10.41	10	57898	2848	3179	47.25	52.75
8	11	2013	1	17	6005	10.37	11	57898	2610	3395	43.46	56.54
8	4	2013	1	16	6001	10.36	12	57898	2701	3300	45.01	54.99

MO	DY	YR	DAY OF WK	HR	HR VOL	PERCENT OF AADT	HOUR NUMBER	AADT	NORTH VOLUME	SOUTH VOLUME	PERCENT NORTH IS OF TOTAL VOLUME	PERCENT SOUTH IS OF TOTAL VOLUME
9	15	2013	1	15	5962	10.30	13	57898	2177	3785	36.51	63.49
8	18	2013	1	15	5939	10.26	14	57898	2765	3174	46.56	53.44
8	11	2013	1	16	5929	10.24	15	57898	2772	3157	46.75	53.25
8	17	2013	7	12	5905	10.20	16	57898	2976	2929	50.40	49.60
8	4	2013	1	17	5904	10.20	17	57898	2540	3364	43.02	56.98
8	4	2013	1	18	5876	10.15	18	57898	2462	3414	41.90	58.10
8	3	2013	7	17	5870	10.14	19	57898	2676	3194	45.59	54.41
4	28	2013	1	15	5852	10.11	20	57898	2920	2932	49.90	50.10
4	21	2013	1	17	5849	10.10	21	57898	2495	3354	42.66	57.34
8	3	2013	7	11	5820	10.05	22	57898	3069	2751	52.73	47.27
8	31	2013	7	12	5817	10.05	23	57898	2975	2842	51.14	48.86
8	3	2013	7	16	5816	10.05	24	57898	2756	3060	47.39	52.61
8	11	2013	1	18	5814	10.04	25	57898	2545	3269	43.77	56.23
4	21	2013	1	18	5791	10.00	26	57898	2374	3417	40.99	59.01
8	4	2013	1	15	5785	9.99	27	57898	2594	3191	44.84	55.16
7	21	2013	1	17	5778	9.98	28	57898	2614	3164	45.24	54.76
11	28	2013	5	13	5777	9.98	29	57898	2944	2833	50.96	49.04
3	31	2013	1	18	5773	9.97	30	57898	2754	3019	47.70	52.30
3	31	2013	1	19	5771	9.97	31	57898	2899	2872	50.23	49.77
7	28	2013	1	17	5762	9.95	32	57898	2520	3242	43.73	56.27
8	17	2013	7	13	5760	9.95	33	57898	2925	2835	50.78	49.22
3	31	2013	1	17	5752	9.93	34	57898	2874	2878	49.97	50.03
4	21	2013	1	15	5745	9.92	35	57898	2892	2853	50.34	49.66
4	27	2013	7	15	5745	9.92	36	57898	2765	2980	48.13	51.87
3	31	2013	1	16	5743	9.92	37	57898	3045	2698	53.02	46.98
8	3	2013	7	12	5739	9.91	38	57898	3053	2686	53.20	46.80
4	21	2013	1	13	5736	9.91	39	57898	3067	2669	53.47	46.53
8	31	2013	7	11	5733	9.90	40	57898	3016	2717	52.61	47.39
4	26	2013	6	16	5725	9.89	41	57898	2789	2936	48.72	51.28
8	31	2013	7	13	5723	9.88	42	57898	2963	2760	51.77	48.23
8	11	2013	1	15	5716	9.87	43	57898	2587	3129	45.26	54.74
8	4	2013	1	13	5713	9.87	44	57898	2613	3100	45.74	54.26
9	15	2013	1	16	5713	9.87	45	57898	2126	3587	37.21	62.79
4	20	2013	7	16	5699	9.84	46	57898	2566	3133	45.03	54.97
4	28	2013	1	18	5698	9.84	47	57898	2467	3231	43.30	56.70
7	27	2013	7	13	5697	9.84	48	57898	2769	2928	48.60	51.40
8	18	2013	1	14	5696	9.84	49	57898	2441	3255	42.85	57.15
8	10	2013	7	16	5671	9.79	50	57898	2713	2958	47.84	52.16
8	23	2013	6	17	5667	9.79	51	57898	2769	2898	48.86	51.14
8	25	2013	1	18	5661	9.78	52	57898	2551	3110	45.06	54.94
7	28	2013	1	18	5643	9.75	53	57898	2558	3085	45.33	54.67

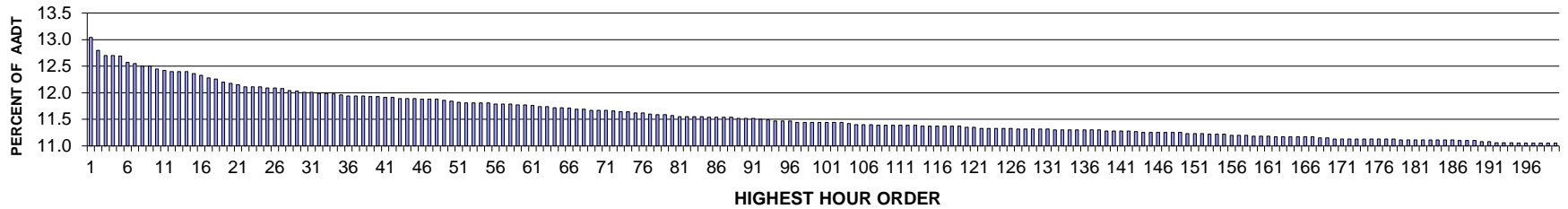
MO	DY	YR	DAY OF WK	HR	HR VOL	PERCENT OF AADT	HOUR NUMBER	AADT	NORTH VOLUME	SOUTH VOLUME	PERCENT NORTH IS OF TOTAL VOLUME	PERCENT SOUTH IS OF TOTAL VOLUME
8	3	2013	7	13	5641	9.74	54	57898	2894	2747	51.30	48.70
4	26	2013	6	17	5636	9.73	55	57898	2682	2954	47.59	52.41
4	27	2013	7	16	5635	9.73	56	57898	2501	3134	44.38	55.62
8	17	2013	7	15	5634	9.73	57	57898	2787	2847	49.47	50.53
8	9	2013	6	16	5633	9.73	58	57898	2897	2736	51.43	48.57
8	17	2013	7	14	5632	9.73	59	57898	2770	2862	49.18	50.82
12	1	2013	1	16	5628	9.72	60	57898	2952	2676	52.45	47.55
4	20	2013	7	15	5618	9.70	61	57898	2705	2913	48.15	51.85
8	31	2013	7	14	5616	9.70	62	57898	2920	2696	51.99	48.01
4	27	2013	7	17	5609	9.69	63	57898	2242	3367	39.97	60.03
8	25	2013	1	14	5608	9.69	64	57898	2600	3008	46.36	53.64
8	11	2013	1	14	5605	9.68	65	57898	2480	3125	44.25	55.75
4	28	2013	1	14	5602	9.68	66	57898	3022	2580	53.95	46.05
8	24	2013	7	12	5602	9.68	67	57898	2800	2802	49.98	50.02
8	11	2013	1	13	5600	9.67	68	57898	2595	3005	46.34	53.66
8	24	2013	7	16	5592	9.66	69	57898	2786	2806	49.82	50.18
7	28	2013	1	16	5581	9.64	70	57898	2485	3096	44.53	55.47
8	4	2013	1	14	5574	9.63	71	57898	2465	3109	44.22	55.78
8	9	2013	6	17	5563	9.61	72	57898	2892	2671	51.99	48.01
3	31	2013	1	15	5559	9.60	73	57898	2910	2649	52.35	47.65
8	24	2013	7	17	5552	9.59	74	57898	2626	2926	47.30	52.70
8	24	2013	7	15	5542	9.57	75	57898	2709	2833	48.88	51.12
4	14	2013	1	15	5526	9.54	76	57898	2810	2716	50.85	49.15
7	28	2013	1	15	5525	9.54	77	57898	2481	3044	44.90	55.10
8	23	2013	6	14	5521	9.54	78	57898	2887	2634	52.29	47.71
8	17	2013	7	11	5518	9.53	79	57898	2753	2765	49.89	50.11
8	17	2013	7	16	5518	9.53	80	57898	2661	2857	48.22	51.78
8	23	2013	6	16	5516	9.53	81	57898	2831	2685	51.32	48.68
3	29	2013	6	17	5515	9.53	82	57898	2707	2808	49.08	50.92
7	21	2013	1	16	5511	9.52	83	57898	2693	2818	48.87	51.13
8	9	2013	6	18	5510	9.52	84	57898	2866	2644	52.01	47.99
4	20	2013	7	12	5507	9.51	85	57898	2848	2659	51.72	48.28
4	20	2013	7	13	5505	9.51	86	57898	2919	2586	53.02	46.98
4	27	2013	7	14	5499	9.50	87	57898	2757	2742	50.14	49.86
8	5	2013	2	17	5499	9.50	88	57898	2653	2846	48.25	51.75
8	10	2013	7	12	5499	9.50	89	57898	2930	2569	53.28	46.72
7	20	2013	7	12	5494	9.49	90	57898	2882	2612	52.46	47.54
9	1	2013	1	12	5494	9.49	91	57898	2784	2710	50.67	49.33
7	7	2013	1	17	5493	9.49	92	57898	2241	3252	40.80	59.20
8	2	2013	6	18	5493	9.49	93	57898	2732	2761	49.74	50.26
7	14	2013	1	17	5491	9.48	94	57898	2506	2985	45.64	54.36

MO	DY	YR	DAY OF WK	HR	HR VOL	PERCENT OF AADT	HOUR NUMBER	AADT	NORTH VOLUME	SOUTH VOLUME	PERCENT NORTH IS OF TOTAL VOLUME	PERCENT SOUTH IS OF TOTAL VOLUME
7	21	2013	1	14	5488	9.48	95	57898	2488	3000	45.34	54.66
3	29	2013	6	15	5484	9.47	96	57898	2623	2861	47.83	52.17
7	19	2013	6	17	5484	9.47	97	57898	2609	2875	47.57	52.43
8	23	2013	6	15	5484	9.47	98	57898	2791	2693	50.89	49.11
12	1	2013	1	17	5484	9.47	99	57898	2868	2616	52.30	47.70
7	27	2013	7	12	5482	9.47	100	57898	2897	2585	52.85	47.15
4	14	2013	1	17	5477	9.46	101	57898	2361	3116	43.11	56.89
8	16	2013	6	17	5477	9.46	102	57898	2845	2632	51.94	48.06
4	14	2013	1	16	5472	9.45	103	57898	2511	2961	45.89	54.11
8	3	2013	7	14	5470	9.45	104	57898	2785	2685	50.91	49.09
8	24	2013	7	14	5467	9.44	105	57898	2755	2712	50.39	49.61
4	27	2013	7	12	5464	9.44	106	57898	3118	2346	57.06	42.94
8	24	2013	7	13	5456	9.42	107	57898	2763	2693	50.64	49.36
8	30	2013	6	15	5456	9.42	108	57898	2995	2461	54.89	45.11
7	21	2013	1	15	5445	9.40	109	57898	2527	2918	46.41	53.59
8	18	2013	1	13	5445	9.40	110	57898	2326	3119	42.72	57.28
8	17	2013	7	17	5443	9.40	111	57898	2372	3071	43.58	56.42
8	25	2013	1	13	5441	9.40	112	57898	2451	2990	45.05	54.95
8	30	2013	6	18	5437	9.39	113	57898	2970	2467	54.63	45.37
5	19	2013	1	17	5436	9.39	114	57898	2666	2770	49.04	50.96
3	29	2013	6	16	5435	9.39	115	57898	2620	2815	48.21	51.79
10	13	2013	1	18	5423	9.37	116	57898	3048	2375	56.21	43.79
8	10	2013	7	13	5421	9.36	117	57898	2750	2671	50.73	49.27
12	1	2013	1	15	5420	9.36	118	57898	2826	2594	52.14	47.86
9	1	2013	1	15	5407	9.34	119	57898	2784	2623	51.49	48.51
8	31	2013	7	15	5403	9.33	120	57898	2767	2636	51.21	48.79
7	26	2013	6	17	5401	9.33	121	57898	2632	2769	48.73	51.27
8	3	2013	7	15	5400	9.33	122	57898	2714	2686	50.26	49.74
4	14	2013	1	14	5397	9.32	123	57898	2887	2510	53.49	46.51
4	27	2013	7	13	5392	9.31	124	57898	2972	2420	55.12	44.88
8	11	2013	1	12	5386	9.30	125	57898	2386	3000	44.30	55.70
8	30	2013	6	17	5379	9.29	126	57898	2950	2429	54.84	45.16
4	21	2013	1	19	5372	9.28	127	57898	2144	3228	39.91	60.09
8	16	2013	6	16	5372	9.28	128	57898	2722	2650	50.67	49.33
10	25	2013	6	17	5372	9.28	129	57898	2656	2716	49.44	50.56
8	4	2013	1	19	5367	9.27	130	57898	2229	3138	41.53	58.47
7	7	2013	1	15	5361	9.26	131	57898	2343	3018	43.70	56.30
4	21	2013	1	12	5359	9.26	132	57898	2957	2402	55.18	44.82
4	26	2013	6	15	5356	9.25	133	57898	2716	2640	50.71	49.29
4	26	2013	6	18	5356	9.25	134	57898	2701	2655	50.43	49.57
8	10	2013	7	17	5356	9.25	135	57898	2607	2749	48.67	51.33

MO	DY	YR	DAY OF WK	HR	HR VOL	PERCENT OF AADT	HOUR NUMBER	AADT	NORTH VOLUME	SOUTH VOLUME	PERCENT NORTH IS OF TOTAL VOLUME	PERCENT SOUTH IS OF TOTAL VOLUME
5	12	2013	1	17	5348	9.24	136	57898	2589	2759	48.41	51.59
7	7	2013	1	16	5343	9.23	137	57898	2423	2920	45.35	54.65
8	16	2013	6	18	5343	9.23	138	57898	2764	2579	51.73	48.27
8	24	2013	7	11	5339	9.22	139	57898	2657	2682	49.77	50.23
4	20	2013	7	14	5330	9.21	140	57898	2712	2618	50.88	49.12
7	19	2013	6	14	5328	9.20	141	57898	2732	2596	51.28	48.72
8	23	2013	6	18	5327	9.20	142	57898	2681	2646	50.33	49.67
4	21	2013	1	14	5326	9.20	143	57898	2677	2649	50.26	49.74
7	12	2013	6	17	5324	9.20	144	57898	2765	2559	51.93	48.07
5	19	2013	1	16	5322	9.19	145	57898	2566	2756	48.21	51.79
7	28	2013	1	14	5317	9.18	146	57898	2482	2835	46.68	53.32
7	21	2013	1	18	5313	9.18	147	57898	2531	2782	47.64	52.36
7	26	2013	6	16	5312	9.17	148	57898	2715	2597	51.11	48.89
7	21	2013	1	13	5311	9.17	149	57898	2518	2793	47.41	52.59
9	1	2013	1	16	5309	9.17	150	57898	2762	2547	52.02	47.98
5	12	2013	1	16	5308	9.17	151	57898	2700	2608	50.87	49.13
3	30	2013	7	17	5306	9.16	152	57898	2805	2501	52.86	47.14
3	31	2013	1	20	5305	9.16	153	57898	2723	2582	51.33	48.67
8	2	2013	6	16	5305	9.16	154	57898	2516	2789	47.43	52.57
8	31	2013	7	16	5304	9.16	155	57898	2826	2478	53.28	46.72
9	1	2013	1	13	5302	9.16	156	57898	2497	2805	47.10	52.90
9	22	2013	1	18	5297	9.15	157	57898	2649	2648	50.01	49.99
7	19	2013	6	15	5292	9.14	158	57898	2570	2722	48.56	51.44
10	11	2013	6	17	5291	9.14	159	57898	2704	2587	51.11	48.89
8	4	2013	1	12	5290	9.14	160	57898	2429	2861	45.92	54.08
4	5	2013	6	17	5288	9.13	161	57898	2749	2539	51.99	48.01
5	10	2013	6	17	5287	9.13	162	57898	2536	2751	47.97	52.03
8	2	2013	6	17	5287	9.13	163	57898	2545	2742	48.14	51.86
11	8	2013	6	17	5284	9.13	164	57898	2557	2727	48.39	51.61
8	25	2013	1	12	5282	9.12	165	57898	2325	2957	44.02	55.98
8	9	2013	6	15	5279	9.12	166	57898	2636	2643	49.93	50.07
7	28	2013	1	13	5277	9.11	167	57898	2475	2802	46.90	53.10
8	2	2013	6	15	5273	9.11	168	57898	2504	2769	47.49	52.51
8	23	2013	6	13	5273	9.11	169	57898	2679	2594	50.81	49.19
8	10	2013	7	11	5269	9.10	170	57898	2762	2507	52.42	47.58
5	17	2013	6	17	5268	9.10	171	57898	2667	2601	50.63	49.37
11	28	2013	5	14	5268	9.10	172	57898	2791	2477	52.98	47.02
12	28	2013	7	16	5268	9.10	173	57898	2562	2706	48.63	51.37
8	16	2013	6	15	5262	9.09	174	57898	2597	2665	49.35	50.65
8	9	2013	6	14	5259	9.08	175	57898	2740	2519	52.10	47.90
9	13	2013	6	17	5255	9.08	176	57898	2742	2513	52.18	47.82

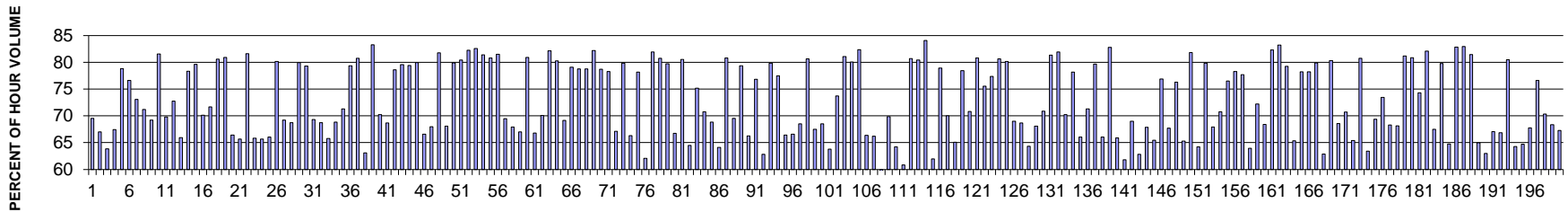
MO	DY	YR	DAY OF WK	HR	HR VOL	PERCENT OF AADT	HOUR NUMBER	AADT	NORTH VOLUME	SOUTH VOLUME	PERCENT NORTH IS OF TOTAL VOLUME	PERCENT SOUTH IS OF TOTAL VOLUME
7	26	2013	6	15	5254	9.07	177	57898	2663	2591	50.69	49.31
3	31	2013	1	14	5248	9.06	178	57898	2692	2556	51.30	48.70
7	19	2013	6	18	5246	9.06	179	57898	2584	2662	49.26	50.74
3	23	2013	7	16	5245	9.06	180	57898	2731	2514	52.07	47.93
7	13	2013	7	16	5236	9.04	181	57898	2626	2610	50.15	49.85
6	30	2013	1	15	5235	9.04	182	57898	2577	2658	49.23	50.77
10	11	2013	6	16	5234	9.04	183	57898	2578	2656	49.25	50.75
8	30	2013	6	16	5233	9.04	184	57898	2739	2494	52.34	47.66
11	11	2013	2	17	5233	9.04	185	57898	2914	2319	55.69	44.31
7	20	2013	7	11	5232	9.04	186	57898	2624	2608	50.15	49.85
4	20	2013	7	17	5229	9.03	187	57898	2147	3082	41.06	58.94
5	17	2013	6	16	5229	9.03	188	57898	2663	2566	50.93	49.07
8	10	2013	7	15	5229	9.03	189	57898	2648	2581	50.64	49.36
7	20	2013	7	13	5225	9.02	190	57898	2749	2476	52.61	47.39
11	9	2013	7	15	5225	9.02	191	57898	2383	2842	45.61	54.39
9	1	2013	1	14	5218	9.01	192	57898	2693	2525	51.61	48.39
9	27	2013	6	17	5218	9.01	193	57898	2604	2614	49.90	50.10
4	14	2013	1	18	5217	9.01	194	57898	2220	2997	42.55	57.45
8	16	2013	6	14	5216	9.01	195	57898	2677	2539	51.32	48.68
7	7	2013	1	14	5202	8.98	196	57898	2133	3069	41.00	59.00
3	31	2013	1	13	5198	8.98	197	57898	2764	2434	53.17	46.83
8	16	2013	6	13	5198	8.98	198	57898	2623	2575	50.46	49.54
8	30	2013	6	14	5198	8.98	199	57898	2703	2495	52.00	48.00
8	3	2013	7	18	5187	8.96	200	57898	2333	2854	44.98	55.02

**SR 395 NSC MP 167.18 SPOKANE/WANDERMERE ADC SITE R111
K FOR PEAK 200 HOURS OF 2013**



AADT= 5920 K 30 FACTOR= 12.01 K 100 FACTOR= 11.44 K 200 FACTOR= 11.05 D 30 FACTOR= 79.32

**SR 395 NSC MP 167.18 SPOKANE/WANDERMERE ADC SITE R111
D % IN THE PEAK 200 HOURS OF 2013**



MO	DY	YR	DAY OF WK	HR	HR VOL	PERCENT OF AADT	HOUR NUMBER	AADT	NORTH VOLUME	SOUTH VOLUME	PERCENT NORTH IS OF TOTAL VOLUME	PERCENT SOUTH IS OF TOTAL VOLUME
8	21	2013	4	18	772	13.04	1	5920	537	235	69.56	30.44
8	22	2013	5	18	758	12.80	2	5920	508	250	67.02	32.98
9	10	2013	3	18	752	12.70	3	5920	480	272	63.83	36.17
9	12	2013	5	18	752	12.70	4	5920	507	245	67.42	32.58
9	23	2013	2	8	751	12.69	5	5920	159	592	21.17	78.83
10	15	2013	3	8	744	12.57	6	5920	174	570	23.39	76.61
8	19	2013	2	18	743	12.55	7	5920	543	200	73.08	26.92
8	20	2013	3	18	740	12.50	8	5920	527	213	71.22	28.78
9	24	2013	3	18	740	12.50	9	5920	512	228	69.19	30.81
4	30	2013	3	8	737	12.45	10	5920	136	601	18.45	81.55
10	9	2013	4	18	735	12.42	11	5920	513	222	69.80	30.20
8	14	2013	4	18	734	12.40	12	5920	534	200	72.75	27.25

MO	DY	YR	DAY OF WK	HR	HR VOL	PERCENT OF AADT	HOUR NUMBER	AADT	NORTH VOLUME	SOUTH VOLUME	PERCENT NORTH IS OF TOTAL VOLUME	PERCENT SOUTH IS OF TOTAL VOLUME
9	11	2013	4	17	734	12.40	13	5920	484	250	65.94	34.06
10	9	2013	4	8	734	12.40	14	5920	159	575	21.66	78.34
11	12	2013	3	8	732	12.36	15	5920	149	583	20.36	79.64
9	18	2013	4	18	730	12.33	16	5920	512	218	70.14	29.86
8	13	2013	3	18	727	12.28	17	5920	521	206	71.66	28.34
6	3	2013	2	8	726	12.26	18	5920	141	585	19.42	80.58
4	9	2013	3	8	722	12.20	19	5920	138	584	19.11	80.89
9	10	2013	3	17	721	12.18	20	5920	479	242	66.44	33.56
10	2	2013	4	18	719	12.15	21	5920	472	247	65.65	34.35
5	28	2013	3	8	717	12.11	22	5920	132	585	18.41	81.59
8	14	2013	4	17	717	12.11	23	5920	472	245	65.83	34.17
9	20	2013	6	17	717	12.11	24	5920	471	246	65.69	34.31
9	12	2013	5	17	716	12.09	25	5920	473	243	66.06	33.94
10	29	2013	3	8	716	12.09	26	5920	142	574	19.83	80.17
10	3	2013	5	18	715	12.08	27	5920	495	220	69.23	30.77
8	29	2013	5	18	713	12.04	28	5920	490	223	68.72	31.28
11	4	2013	2	8	712	12.03	29	5920	143	569	20.08	79.92
10	1	2013	3	8	711	12.01	30	5920	147	564	20.68	79.32
10	31	2013	5	17	711	12.01	31	5920	493	218	69.34	30.66
9	6	2013	6	18	710	11.99	32	5920	488	222	68.73	31.27
9	11	2013	4	18	710	11.99	33	5920	467	243	65.77	34.23
10	29	2013	3	18	709	11.98	34	5920	488	221	68.83	31.17
9	9	2013	2	18	708	11.96	35	5920	505	203	71.33	28.67
9	9	2013	2	8	707	11.94	36	5920	146	561	20.65	79.35
9	30	2013	2	8	707	11.94	37	5920	136	571	19.24	80.76
10	11	2013	6	17	707	11.94	38	5920	446	261	63.08	36.92
4	29	2013	2	8	706	11.93	39	5920	118	588	16.71	83.29
11	1	2013	6	18	706	11.93	40	5920	496	210	70.25	29.75
9	13	2013	6	18	705	11.91	41	5920	484	221	68.65	31.35
10	10	2013	5	8	705	11.91	42	5920	151	554	21.42	78.58
5	29	2013	4	8	704	11.89	43	5920	144	560	20.45	79.55
10	22	2013	3	8	704	11.89	44	5920	145	559	20.60	79.40
11	19	2013	3	8	704	11.89	45	5920	141	563	20.03	79.97
6	12	2013	4	18	703	11.88	46	5920	468	235	66.57	33.43
8	27	2013	3	18	703	11.88	47	5920	478	225	67.99	32.01
10	21	2013	2	8	703	11.88	48	5920	128	575	18.21	81.79
9	9	2013	2	17	702	11.86	49	5920	478	224	68.09	31.91
11	26	2013	3	8	701	11.84	50	5920	141	560	20.11	79.89
5	20	2013	2	8	700	11.82	51	5920	137	563	19.57	80.43
4	15	2013	2	8	699	11.81	52	5920	124	575	17.74	82.26
5	6	2013	2	8	699	11.81	53	5920	122	577	17.45	82.55

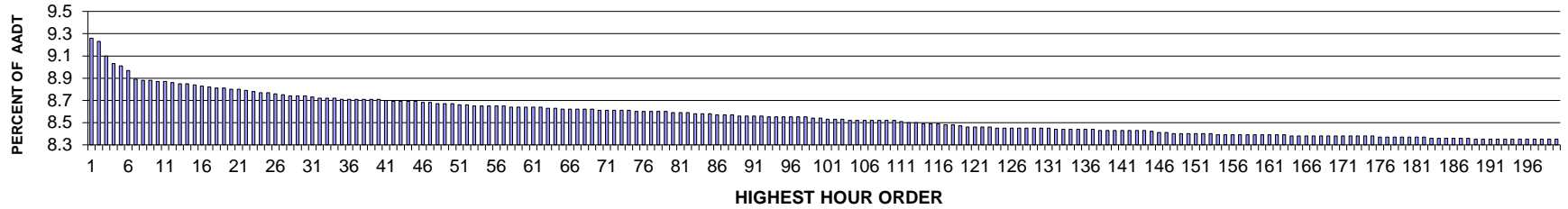
MO	DY	YR	DAY OF WK	HR	HR VOL	PERCENT OF AADT	HOUR NUMBER	AADT	NORTH VOLUME	SOUTH VOLUME	PERCENT NORTH IS OF TOTAL VOLUME	PERCENT SOUTH IS OF TOTAL VOLUME
5	21	2013	3	8	699	11.81	54	5920	130	569	18.60	81.40
9	3	2013	3	8	699	11.81	55	5920	134	565	19.17	80.83
5	22	2013	4	8	698	11.79	56	5920	129	569	18.48	81.52
9	3	2013	3	18	698	11.79	57	5920	485	213	69.48	30.52
9	16	2013	2	18	698	11.79	58	5920	474	224	67.91	32.09
9	19	2013	5	18	697	11.77	59	5920	467	230	67.00	33.00
10	23	2013	4	8	697	11.77	60	5920	133	564	19.08	80.92
6	4	2013	3	18	696	11.76	61	5920	465	231	66.81	33.19
10	1	2013	3	18	695	11.74	62	5920	487	208	70.07	29.93
10	8	2013	3	8	695	11.74	63	5920	124	571	17.84	82.16
4	23	2013	3	8	694	11.72	64	5920	137	557	19.74	80.26
9	17	2013	3	18	694	11.72	65	5920	480	214	69.16	30.84
5	14	2013	3	8	693	11.71	66	5920	145	548	20.92	79.08
6	6	2013	5	8	692	11.69	67	5920	147	545	21.24	78.76
11	13	2013	4	8	692	11.69	68	5920	147	545	21.24	78.76
5	23	2013	5	8	691	11.67	69	5920	123	568	17.80	82.20
6	10	2013	2	8	691	11.67	70	5920	147	544	21.27	78.73
9	11	2013	4	8	691	11.67	71	5920	150	541	21.71	78.29
11	13	2013	4	17	690	11.66	72	5920	463	227	67.10	32.90
5	1	2013	4	8	689	11.64	73	5920	139	550	20.17	79.83
11	8	2013	6	17	689	11.64	74	5920	457	232	66.33	33.67
10	2	2013	4	8	688	11.62	75	5920	150	538	21.80	78.20
10	10	2013	5	17	688	11.62	76	5920	427	261	62.06	37.94
12	2	2013	2	8	687	11.60	77	5920	124	563	18.05	81.95
4	24	2013	4	8	686	11.59	78	5920	132	554	19.24	80.76
5	7	2013	3	8	686	11.59	79	5920	139	547	20.26	79.74
6	11	2013	3	18	685	11.57	80	5920	457	228	66.72	33.28
5	13	2013	2	8	684	11.55	81	5920	133	551	19.44	80.56
9	27	2013	6	17	684	11.55	82	5920	441	243	64.47	35.53
11	12	2013	3	18	684	11.55	83	5920	514	170	75.15	24.85
11	19	2013	3	17	684	11.55	84	5920	484	200	70.76	29.24
8	28	2013	4	18	683	11.54	85	5920	470	213	68.81	31.19
9	6	2013	6	17	683	11.54	86	5920	438	245	64.13	35.87
9	10	2013	3	8	683	11.54	87	5920	131	552	19.18	80.82
10	16	2013	4	18	683	11.54	88	5920	475	208	69.55	30.45
4	17	2013	4	8	682	11.52	89	5920	141	541	20.67	79.33
10	16	2013	4	17	682	11.52	90	5920	452	230	66.28	33.72
10	17	2013	5	8	682	11.52	91	5920	158	524	23.17	76.83
10	24	2013	5	17	681	11.50	92	5920	428	253	62.85	37.15
11	25	2013	2	8	680	11.49	93	5920	137	543	20.15	79.85
9	17	2013	3	8	679	11.47	94	5920	153	526	22.53	77.47

MO	DY	YR	DAY OF WK	HR	HR VOL	PERCENT OF AADT	HOUR NUMBER	AADT	NORTH VOLUME	SOUTH VOLUME	PERCENT NORTH IS OF TOTAL VOLUME	PERCENT SOUTH IS OF TOTAL VOLUME
10	2	2013	4	17	679	11.47	95	5920	451	228	66.42	33.58
10	29	2013	3	17	679	11.47	96	5920	452	227	66.57	33.43
4	17	2013	4	18	677	11.44	97	5920	464	213	68.54	31.46
6	4	2013	3	8	677	11.44	98	5920	131	546	19.35	80.65
6	6	2013	5	18	677	11.44	99	5920	457	220	67.50	32.50
6	27	2013	5	18	677	11.44	100	5920	464	213	68.54	31.46
10	9	2013	4	17	677	11.44	101	5920	432	245	63.81	36.19
10	21	2013	2	18	677	11.44	102	5920	499	178	73.71	26.29
10	28	2013	2	8	677	11.44	103	5920	128	549	18.91	81.09
5	15	2013	4	8	676	11.42	104	5920	135	541	19.97	80.03
2	19	2013	3	8	675	11.40	105	5920	119	556	17.63	82.37
9	26	2013	5	18	675	11.40	106	5920	448	227	66.37	33.63
10	17	2013	5	18	675	11.40	107	5920	447	228	66.22	33.78
2	28	2013	5	18	674	11.39	108	5920	401	273	59.50	40.50
6	10	2013	2	18	674	11.39	109	5920	471	203	69.88	30.12
6	13	2013	5	17	674	11.39	110	5920	433	241	64.24	35.76
10	4	2013	6	17	674	11.39	111	5920	410	264	60.83	39.17
11	14	2013	5	8	674	11.39	112	5920	130	544	19.29	80.71
12	17	2013	3	8	674	11.39	113	5920	132	542	19.58	80.42
3	4	2013	2	8	673	11.37	114	5920	107	566	15.90	84.10
10	3	2013	5	17	673	11.37	115	5920	417	256	61.96	38.04
10	14	2013	2	8	673	11.37	116	5920	142	531	21.10	78.90
10	23	2013	4	18	673	11.37	117	5920	471	202	69.99	30.01
10	25	2013	6	18	673	11.37	118	5920	438	235	65.08	34.92
10	30	2013	4	8	673	11.37	119	5920	145	528	21.55	78.45
5	1	2013	4	18	672	11.35	120	5920	476	196	70.83	29.17
9	16	2013	2	8	672	11.35	121	5920	129	543	19.20	80.80
9	13	2013	6	8	671	11.33	122	5920	164	507	24.44	75.56
9	18	2013	4	8	671	11.33	123	5920	152	519	22.65	77.35
9	24	2013	3	8	671	11.33	124	5920	130	541	19.37	80.63
10	7	2013	2	8	671	11.33	125	5920	133	538	19.82	80.18
10	7	2013	2	18	671	11.33	126	5920	463	208	69.00	31.00
5	14	2013	3	17	670	11.32	127	5920	460	210	68.66	31.34
9	18	2013	4	17	670	11.32	128	5920	431	239	64.33	35.67
10	11	2013	6	18	670	11.32	129	5920	456	214	68.06	31.94
11	7	2013	5	17	670	11.32	130	5920	475	195	70.90	29.10
11	18	2013	2	8	670	11.32	131	5920	125	545	18.66	81.34
8	14	2013	4	8	669	11.30	132	5920	121	548	18.09	81.91
10	8	2013	3	18	669	11.30	133	5920	470	199	70.25	29.75
10	16	2013	4	8	669	11.30	134	5920	146	523	21.82	78.18
10	30	2013	4	17	669	11.30	135	5920	442	227	66.07	33.93

MO	DY	YR	DAY OF WK	HR	HR VOL	PERCENT OF AADT	HOUR NUMBER	AADT	NORTH VOLUME	SOUTH VOLUME	PERCENT NORTH IS OF TOTAL VOLUME	PERCENT SOUTH IS OF TOTAL VOLUME
10	30	2013	4	18	669	11.30	136	5920	477	192	71.30	28.70
10	31	2013	5	8	669	11.30	137	5920	136	533	20.33	79.67
11	14	2013	5	17	669	11.30	138	5920	442	227	66.07	33.93
4	22	2013	2	8	668	11.28	139	5920	115	553	17.22	82.78
5	15	2013	4	17	668	11.28	140	5920	440	228	65.87	34.13
9	26	2013	5	17	668	11.28	141	5920	413	255	61.83	38.17
10	22	2013	3	18	668	11.28	142	5920	461	207	69.01	30.99
9	13	2013	6	17	667	11.27	143	5920	419	248	62.82	37.18
4	25	2013	5	17	666	11.25	144	5920	452	214	67.87	32.13
5	9	2013	5	18	666	11.25	145	5920	436	230	65.47	34.53
6	11	2013	3	8	666	11.25	146	5920	154	512	23.12	76.88
8	30	2013	6	18	666	11.25	147	5920	451	215	67.72	32.28
9	26	2013	5	8	666	11.25	148	5920	158	508	23.72	76.28
10	15	2013	3	17	666	11.25	149	5920	435	231	65.32	34.68
5	10	2013	6	8	665	11.23	150	5920	121	544	18.20	81.80
10	17	2013	5	17	665	11.23	151	5920	427	238	64.21	35.79
11	20	2013	4	8	665	11.23	152	5920	134	531	20.15	79.85
5	21	2013	3	17	664	11.22	153	5920	451	213	67.92	32.08
6	5	2013	4	18	664	11.22	154	5920	470	194	70.78	29.22
6	12	2013	4	8	664	11.22	155	5920	156	508	23.49	76.51
4	26	2013	6	8	663	11.20	156	5920	144	519	21.72	78.28
10	3	2013	5	8	663	11.20	157	5920	148	515	22.32	77.68
11	1	2013	6	17	663	11.20	158	5920	424	239	63.95	36.05
9	25	2013	4	18	662	11.18	159	5920	478	184	72.21	27.79
10	15	2013	3	18	662	11.18	160	5920	453	209	68.43	31.57
11	15	2013	6	8	662	11.18	161	5920	117	545	17.67	82.33
3	19	2013	3	8	661	11.17	162	5920	111	550	16.79	83.21
5	9	2013	5	8	661	11.17	163	5920	137	524	20.73	79.27
5	23	2013	5	17	661	11.17	164	5920	432	229	65.36	34.64
10	4	2013	6	8	661	11.17	165	5920	144	517	21.79	78.21
10	25	2013	6	8	661	11.17	166	5920	144	517	21.79	78.21
12	16	2013	2	8	661	11.17	167	5920	133	528	20.12	79.88
9	20	2013	6	18	660	11.15	168	5920	415	245	62.88	37.12
11	1	2013	6	8	660	11.15	169	5920	130	530	19.70	80.30
4	16	2013	3	18	659	11.13	170	5920	452	207	68.59	31.41
5	6	2013	2	18	659	11.13	171	5920	466	193	70.71	29.29
5	8	2013	4	17	659	11.13	172	5920	431	228	65.40	34.60
6	5	2013	4	8	659	11.13	173	5920	127	532	19.27	80.73
10	4	2013	6	18	659	11.13	174	5920	418	241	63.43	36.57
10	24	2013	5	18	659	11.13	175	5920	457	202	69.35	30.65
11	4	2013	2	17	659	11.13	176	5920	484	175	73.44	26.56

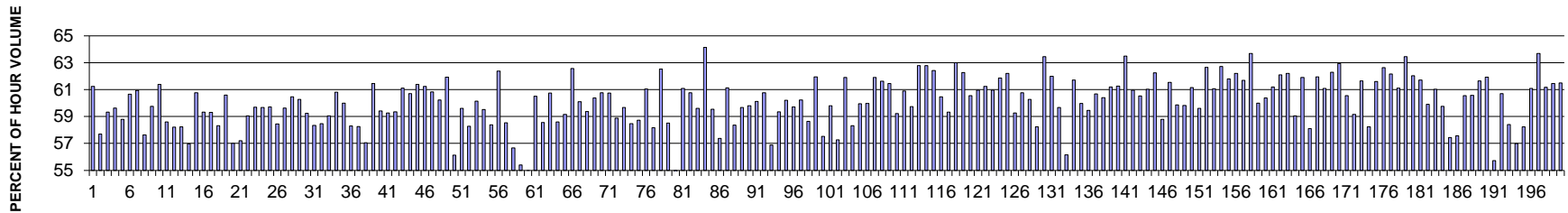
MO	DY	YR	DAY OF WK	HR	HR VOL	PERCENT OF AADT	HOUR NUMBER	AADT	NORTH VOLUME	SOUTH VOLUME	PERCENT NORTH IS OF TOTAL VOLUME	PERCENT SOUTH IS OF TOTAL VOLUME
11	14	2013	5	18	659	11.13	177	5920	450	209	68.29	31.71
11	26	2013	3	17	659	11.13	178	5920	449	210	68.13	31.87
4	16	2013	3	8	658	11.11	179	5920	124	534	18.84	81.16
4	18	2013	5	8	658	11.11	180	5920	126	532	19.15	80.85
4	24	2013	4	18	658	11.11	181	5920	489	169	74.32	25.68
5	17	2013	6	8	658	11.11	182	5920	118	540	17.93	82.07
5	31	2013	6	18	658	11.11	183	5920	444	214	67.48	32.52
10	18	2013	6	8	658	11.11	184	5920	133	525	20.21	79.79
10	18	2013	6	18	658	11.11	185	5920	426	232	64.74	35.26
12	3	2013	3	8	658	11.11	186	5920	113	545	17.17	82.83
1	2	2013	4	8	657	11.10	187	5920	112	545	17.05	82.95
5	31	2013	6	8	657	11.10	188	5920	122	535	18.57	81.43
9	23	2013	2	17	657	11.10	189	5920	427	230	64.99	35.01
8	29	2013	5	17	656	11.08	190	5920	413	243	62.96	37.04
9	17	2013	3	17	656	11.08	191	5920	440	216	67.07	32.93
4	9	2013	3	18	655	11.06	192	5920	438	217	66.87	33.13
5	30	2013	5	8	655	11.06	193	5920	128	527	19.54	80.46
8	20	2013	3	17	655	11.06	194	5920	421	234	64.27	35.73
6	10	2013	2	17	654	11.05	195	5920	423	231	64.68	35.32
8	15	2013	5	18	654	11.05	196	5920	443	211	67.74	32.26
9	12	2013	5	8	654	11.05	197	5920	153	501	23.39	76.61
9	23	2013	2	18	654	11.05	198	5920	460	194	70.34	29.66
11	21	2013	5	18	654	11.05	199	5920	447	207	68.35	31.65
12	11	2013	4	17	654	11.05	200	5920	440	214	67.28	32.72

**SR 167 MP 5.71 FORT MALONE ADC SITE R112
K FOR PEAK 200 HOURS OF 2013**



AADT= 41137 K 30 FACTOR= 8.74 K 100 FACTOR= 8.54 K 200 FACTOR= 8.35 D 30 FACTOR= 59.24

**SR 167 MP 5.71 FORT MALONE ADC SITE R112
D % IN THE PEAK 200 HOURS OF 2013**



MO	DY	YR	DAY OF WK	HR	HR VOL	PERCENT OF AADT	HOUR NUMBER	AADT	EAST VOLUME	WEST VOLUME	PERCENT EAST IS OF TOTAL VOLUME	PERCENT WEST IS OF TOTAL VOLUME
9	25	2013	4	17	3810	9.26	1	41137	2333	1477	61.23	38.77
7	31	2013	4	18	3797	9.23	2	41137	2191	1606	57.70	42.30
6	6	2013	5	17	3745	9.10	3	41137	2222	1523	59.33	40.67
5	2	2013	5	17	3716	9.03	4	41137	2216	1500	59.63	40.37
9	11	2013	4	17	3708	9.01	5	41137	2180	1528	58.79	41.21
9	20	2013	6	17	3688	8.97	6	41137	2237	1451	60.66	39.34
8	8	2013	5	17	3658	8.89	7	41137	2229	1429	60.93	39.07
6	6	2013	5	18	3652	8.88	8	41137	2105	1547	57.64	42.36
4	18	2013	5	18	3651	8.88	9	41137	2182	1469	59.76	40.24
9	11	2013	4	18	3650	8.87	10	41137	2241	1409	61.40	38.60
5	16	2013	5	18	3649	8.87	11	41137	2138	1511	58.59	41.41
7	19	2013	6	17	3644	8.86	12	41137	2121	1523	58.21	41.79

MO	DY	YR	DAY OF WK	HR	HR VOL	PERCENT OF AADT	HOUR NUMBER	AADT	EAST VOLUME	WEST VOLUME	PERCENT EAST IS OF TOTAL VOLUME	PERCENT WEST IS OF TOTAL VOLUME
1	25	2013	6	17	3640	8.85	13	41137	2120	1520	58.24	41.76
5	17	2013	6	17	3639	8.85	14	41137	2073	1566	56.97	43.03
9	16	2013	2	17	3635	8.84	15	41137	2209	1426	60.77	39.23
8	22	2013	5	17	3632	8.83	16	41137	2155	1477	59.33	40.67
8	22	2013	5	18	3629	8.82	17	41137	2152	1477	59.30	40.70
7	25	2013	5	18	3624	8.81	18	41137	2113	1511	58.31	41.69
9	18	2013	4	17	3623	8.81	19	41137	2195	1428	60.59	39.41
12	10	2013	3	17	3619	8.80	20	41137	2063	1556	57.00	43.00
7	31	2013	4	17	3618	8.80	21	41137	2070	1548	57.21	42.79
6	14	2013	6	17	3615	8.79	22	41137	2135	1480	59.06	40.94
6	7	2013	6	17	3612	8.78	23	41137	2156	1456	59.69	40.31
9	23	2013	2	17	3608	8.77	24	41137	2153	1455	59.67	40.33
9	5	2013	5	18	3607	8.77	25	41137	2154	1453	59.72	40.28
8	29	2013	5	18	3604	8.76	26	41137	2106	1498	58.44	41.56
8	28	2013	4	17	3601	8.75	27	41137	2147	1454	59.62	40.38
4	26	2013	6	17	3597	8.74	28	41137	2175	1422	60.47	39.53
9	19	2013	5	17	3594	8.74	29	41137	2166	1428	60.27	39.73
10	10	2013	5	17	3594	8.74	30	41137	2129	1465	59.24	40.76
10	18	2013	6	17	3593	8.73	31	41137	2096	1497	58.34	41.66
5	23	2013	5	18	3588	8.72	32	41137	2098	1490	58.47	41.53
8	1	2013	5	17	3586	8.72	33	41137	2118	1468	59.06	40.94
9	12	2013	5	18	3586	8.72	34	41137	2181	1405	60.82	39.18
5	16	2013	5	17	3585	8.71	35	41137	2151	1434	60.00	40.00
7	3	2013	4	17	3583	8.71	36	41137	2089	1494	58.30	41.70
8	1	2013	5	18	3583	8.71	37	41137	2087	1496	58.25	41.75
4	16	2013	3	18	3582	8.71	38	41137	2044	1538	57.06	42.94
6	4	2013	3	17	3582	8.71	39	41137	2201	1381	61.45	38.55
8	29	2013	5	17	3581	8.71	40	41137	2128	1453	59.42	40.58
8	8	2013	5	18	3579	8.70	41	41137	2121	1458	59.26	40.74
2	28	2013	5	17	3576	8.69	42	41137	2122	1454	59.34	40.66
6	10	2013	2	17	3576	8.69	43	41137	2185	1391	61.10	38.90
10	25	2013	6	17	3576	8.69	44	41137	2171	1405	60.71	39.29
2	7	2013	5	17	3574	8.69	45	41137	2194	1380	61.39	38.61
9	26	2013	5	17	3570	8.68	46	41137	2186	1384	61.23	38.77
2	20	2013	4	17	3569	8.68	47	41137	2171	1398	60.83	39.17
8	28	2013	4	18	3567	8.67	48	41137	2148	1419	60.22	39.78
9	10	2013	3	17	3567	8.67	49	41137	2209	1358	61.93	38.07
7	3	2013	4	18	3566	8.67	50	41137	2002	1564	56.14	43.86
12	18	2013	4	17	3563	8.66	51	41137	2124	1439	59.61	40.39
5	23	2013	5	17	3561	8.66	52	41137	2075	1486	58.27	41.73
5	21	2013	3	17	3560	8.65	53	41137	2141	1419	60.14	39.86

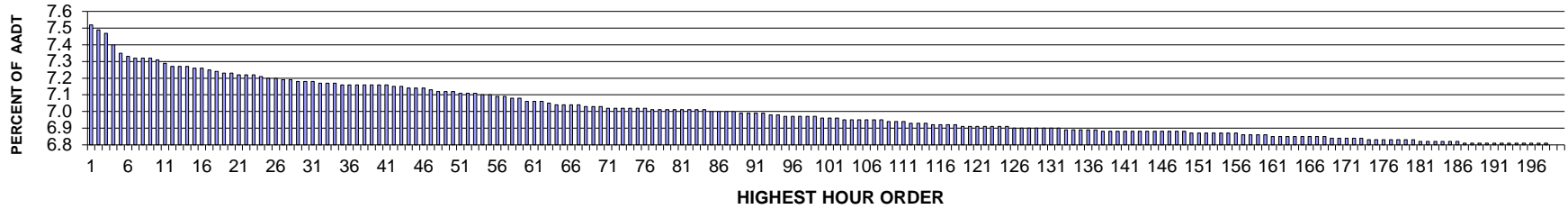
MO	DY	YR	DAY OF WK	HR	HR VOL	PERCENT OF AADT	HOUR NUMBER	AADT	EAST VOLUME	WEST VOLUME	PERCENT EAST IS OF TOTAL VOLUME	PERCENT WEST IS OF TOTAL VOLUME
9	17	2013	3	17	3560	8.65	54	41137	2119	1441	59.52	40.48
5	3	2013	6	17	3558	8.65	55	41137	2077	1481	58.38	41.62
9	12	2013	5	17	3558	8.65	56	41137	2219	1339	62.37	37.63
5	8	2013	4	18	3557	8.65	57	41137	2082	1475	58.53	41.47
4	17	2013	4	16	3556	8.64	58	41137	2015	1541	56.66	43.34
5	17	2013	6	16	3555	8.64	59	41137	1970	1585	55.41	44.59
12	18	2013	4	16	3555	8.64	60	41137	1955	1600	54.99	45.01
7	2	2013	3	17	3554	8.64	61	41137	2151	1403	60.52	39.48
8	9	2013	6	18	3554	8.64	62	41137	2081	1473	58.55	41.45
9	5	2013	5	17	3552	8.63	63	41137	2158	1394	60.75	39.25
6	26	2013	4	18	3551	8.63	64	41137	2081	1470	58.60	41.40
4	19	2013	6	17	3548	8.62	65	41137	2099	1449	59.16	40.84
9	6	2013	6	17	3546	8.62	66	41137	2219	1327	62.58	37.42
1	18	2013	6	17	3545	8.62	67	41137	2131	1414	60.11	39.89
12	19	2013	5	17	3545	8.62	68	41137	2105	1440	59.38	40.62
2	19	2013	3	17	3544	8.62	69	41137	2140	1404	60.38	39.62
1	31	2013	5	17	3543	8.61	70	41137	2153	1390	60.77	39.23
2	8	2013	6	17	3541	8.61	71	41137	2151	1390	60.75	39.25
3	28	2013	5	17	3541	8.61	72	41137	2085	1456	58.88	41.12
10	14	2013	2	17	3541	8.61	73	41137	2113	1428	59.67	40.33
10	29	2013	3	17	3540	8.61	74	41137	2070	1470	58.47	41.53
12	16	2013	2	17	3538	8.60	75	41137	2078	1460	58.73	41.27
9	18	2013	4	18	3537	8.60	76	41137	2159	1378	61.04	38.96
11	8	2013	6	17	3537	8.60	77	41137	2057	1480	58.16	41.84
8	20	2013	3	17	3536	8.60	78	41137	2211	1325	62.53	37.47
12	13	2013	6	17	3536	8.60	79	41137	2069	1467	58.51	41.49
5	2	2013	5	16	3535	8.59	80	41137	1928	1607	54.54	45.46
4	15	2013	2	17	3533	8.59	81	41137	2158	1375	61.08	38.92
8	27	2013	3	17	3532	8.59	82	41137	2146	1386	60.76	39.24
7	18	2013	5	17	3530	8.58	83	41137	2104	1426	59.60	40.40
10	31	2013	5	18	3530	8.58	84	41137	2264	1266	64.14	35.86
12	4	2013	4	17	3530	8.58	85	41137	2102	1428	59.55	40.45
6	7	2013	6	18	3526	8.57	86	41137	2023	1503	57.37	42.63
10	22	2013	3	17	3525	8.57	87	41137	2155	1370	61.13	38.87
5	10	2013	6	18	3524	8.57	88	41137	2057	1467	58.37	41.63
4	17	2013	4	17	3523	8.56	89	41137	2102	1421	59.67	40.33
1	4	2013	6	17	3521	8.56	90	41137	2106	1415	59.81	40.19
2	1	2013	6	17	3521	8.56	91	41137	2117	1404	60.12	39.88
4	17	2013	4	18	3520	8.56	92	41137	2139	1381	60.77	39.23
6	7	2013	6	16	3519	8.55	93	41137	2002	1517	56.89	43.11
7	10	2013	4	17	3519	8.55	94	41137	2089	1430	59.36	40.64

MO	DY	YR	DAY OF WK	HR	HR VOL	PERCENT OF AADT	HOUR NUMBER	AADT	EAST VOLUME	WEST VOLUME	PERCENT EAST IS OF TOTAL VOLUME	PERCENT WEST IS OF TOTAL VOLUME
6	14	2013	6	18	3518	8.55	95	41137	2118	1400	60.20	39.80
8	9	2013	6	17	3518	8.55	96	41137	2101	1417	59.72	40.28
10	24	2013	5	17	3517	8.55	97	41137	2118	1399	60.22	39.78
12	17	2013	3	17	3516	8.55	98	41137	2062	1454	58.65	41.35
3	7	2013	5	17	3514	8.54	99	41137	2177	1337	61.95	38.05
9	12	2013	5	16	3513	8.54	100	41137	2021	1492	57.53	42.47
9	20	2013	6	16	3511	8.53	101	41137	2100	1411	59.81	40.19
9	11	2013	4	16	3510	8.53	102	41137	2010	1500	57.26	42.74
10	17	2013	5	17	3510	8.53	103	41137	2173	1337	61.91	38.09
2	28	2013	5	18	3506	8.52	104	41137	2045	1461	58.33	41.67
8	26	2013	2	17	3506	8.52	105	41137	2102	1404	59.95	40.05
8	19	2013	2	17	3505	8.52	106	41137	2102	1403	59.97	40.03
6	12	2013	4	18	3504	8.52	107	41137	2169	1335	61.90	38.10
7	18	2013	5	18	3504	8.52	108	41137	2159	1345	61.62	38.38
2	14	2013	5	17	3503	8.52	109	41137	2153	1350	61.46	38.54
6	20	2013	5	18	3503	8.52	110	41137	2075	1428	59.23	40.77
2	7	2013	5	18	3500	8.51	111	41137	2131	1369	60.89	39.11
9	24	2013	3	17	3497	8.50	112	41137	2089	1408	59.74	40.26
8	13	2013	3	18	3496	8.50	113	41137	2195	1301	62.79	37.21
6	17	2013	2	17	3493	8.49	114	41137	2193	1300	62.78	37.22
9	6	2013	6	18	3492	8.49	115	41137	2180	1312	62.43	37.57
10	9	2013	4	17	3491	8.49	116	41137	2111	1380	60.47	39.53
5	10	2013	6	17	3488	8.48	117	41137	2069	1419	59.32	40.68
8	14	2013	4	18	3488	8.48	118	41137	2197	1291	62.99	37.01
5	29	2013	4	17	3484	8.47	119	41137	2169	1315	62.26	37.74
6	11	2013	3	17	3481	8.46	120	41137	2108	1373	60.56	39.44
9	9	2013	2	18	3481	8.46	121	41137	2122	1359	60.96	39.04
6	13	2013	5	17	3480	8.46	122	41137	2131	1349	61.24	38.76
5	20	2013	2	17	3479	8.46	123	41137	2121	1358	60.97	39.03
5	8	2013	4	17	3477	8.45	124	41137	2151	1326	61.86	38.14
6	5	2013	4	17	3477	8.45	125	41137	2163	1314	62.21	37.79
3	22	2013	6	17	3476	8.45	126	41137	2060	1416	59.26	40.74
6	12	2013	4	17	3476	8.45	127	41137	2112	1364	60.76	39.24
6	27	2013	5	17	3476	8.45	128	41137	2095	1381	60.27	39.73
7	19	2013	6	18	3476	8.45	129	41137	2024	1452	58.23	41.77
2	14	2013	5	18	3475	8.45	130	41137	2205	1270	63.45	36.55
10	1	2013	3	17	3475	8.45	131	41137	2154	1321	61.99	38.01
4	30	2013	3	17	3474	8.44	132	41137	2073	1401	59.67	40.33
3	22	2013	6	16	3473	8.44	133	41137	1950	1523	56.15	43.85
11	5	2013	3	17	3472	8.44	134	41137	2143	1329	61.72	38.28
12	5	2013	5	17	3472	8.44	135	41137	2082	1390	59.97	40.03

MO	DY	YR	DAY OF WK	HR	HR VOL	PERCENT OF AADT	HOUR NUMBER	AADT	EAST VOLUME	WEST VOLUME	PERCENT EAST IS OF TOTAL VOLUME	PERCENT WEST IS OF TOTAL VOLUME
4	19	2013	6	18	3471	8.44	136	41137	2064	1407	59.46	40.54
2	15	2013	6	18	3470	8.44	137	41137	2106	1364	60.69	39.31
2	21	2013	5	17	3468	8.43	138	41137	2095	1373	60.41	39.59
3	8	2013	6	17	3468	8.43	139	41137	2122	1346	61.19	38.81
8	21	2013	4	17	3468	8.43	140	41137	2124	1344	61.25	38.75
9	17	2013	3	18	3468	8.43	141	41137	2202	1266	63.49	36.51
2	4	2013	2	17	3467	8.43	142	41137	2114	1353	60.97	39.03
3	14	2013	5	17	3467	8.43	143	41137	2099	1368	60.54	39.46
9	9	2013	2	17	3466	8.43	144	41137	2115	1351	61.02	38.98
6	21	2013	6	17	3462	8.42	145	41137	2155	1307	62.25	37.75
2	21	2013	5	18	3459	8.41	146	41137	2034	1425	58.80	41.20
1	29	2013	3	17	3458	8.41	147	41137	2128	1330	61.54	38.46
9	19	2013	5	16	3456	8.40	148	41137	2069	1387	59.87	40.13
2	6	2013	4	17	3455	8.40	149	41137	2067	1388	59.83	40.17
8	12	2013	2	17	3455	8.40	150	41137	2113	1342	61.16	38.84
4	12	2013	6	17	3454	8.40	151	41137	2059	1395	59.61	40.39
8	27	2013	3	18	3454	8.40	152	41137	2164	1290	62.65	37.35
11	13	2013	4	17	3454	8.40	153	41137	2109	1345	61.06	38.94
3	11	2013	2	17	3453	8.39	154	41137	2166	1287	62.73	37.27
4	11	2013	5	18	3453	8.39	155	41137	2134	1319	61.80	38.20
5	1	2013	4	18	3452	8.39	156	41137	2147	1305	62.20	37.80
5	9	2013	5	18	3451	8.39	157	41137	2129	1322	61.69	38.31
10	31	2013	5	17	3451	8.39	158	41137	2198	1253	63.69	36.31
2	1	2013	6	18	3450	8.39	159	41137	2070	1380	60.00	40.00
2	15	2013	6	17	3450	8.39	160	41137	2083	1367	60.38	39.62
4	25	2013	5	18	3450	8.39	161	41137	2111	1339	61.19	38.81
6	19	2013	4	18	3450	8.39	162	41137	2142	1308	62.09	37.91
10	8	2013	3	17	3450	8.39	163	41137	2146	1304	62.20	37.80
4	16	2013	3	17	3449	8.38	164	41137	2037	1412	59.06	40.94
8	6	2013	3	17	3449	8.38	165	41137	2135	1314	61.90	38.10
9	18	2013	4	16	3449	8.38	166	41137	2004	1445	58.10	41.90
2	11	2013	2	17	3448	8.38	167	41137	2136	1312	61.95	38.05
7	1	2013	2	17	3448	8.38	168	41137	2106	1342	61.08	38.92
7	11	2013	5	18	3448	8.38	169	41137	2148	1300	62.30	37.70
10	2	2013	4	17	3448	8.38	170	41137	2170	1278	62.94	37.06
6	25	2013	3	18	3447	8.38	171	41137	2087	1360	60.55	39.45
7	12	2013	6	18	3447	8.38	172	41137	2039	1408	59.15	40.85
3	27	2013	4	18	3446	8.38	173	41137	2124	1322	61.64	38.36
8	2	2013	6	18	3446	8.38	174	41137	2007	1439	58.24	41.76
11	25	2013	2	17	3446	8.38	175	41137	2123	1323	61.61	38.39
2	27	2013	4	17	3444	8.37	176	41137	2157	1287	62.63	37.37

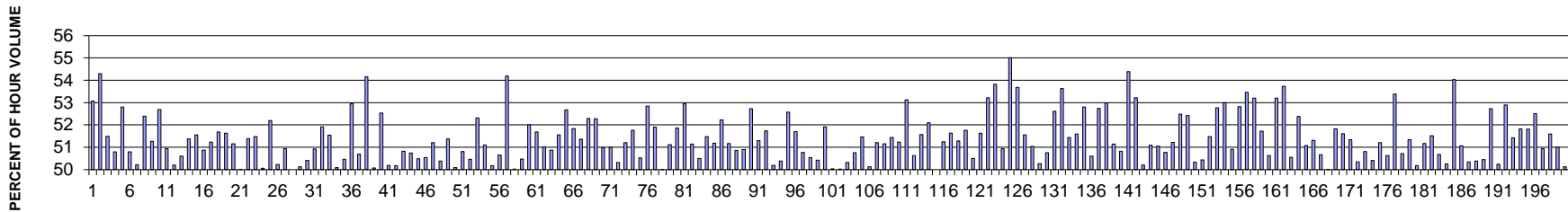
MO	DY	YR	DAY OF WK	HR	HR VOL	PERCENT OF AADT	HOUR NUMBER	AADT	EAST VOLUME	WEST VOLUME	PERCENT EAST IS OF TOTAL VOLUME	PERCENT WEST IS OF TOTAL VOLUME
6	18	2013	3	17	3444	8.37	177	41137	2141	1303	62.17	37.83
7	26	2013	6	17	3444	8.37	178	41137	2105	1339	61.12	38.88
8	20	2013	3	18	3444	8.37	179	41137	2185	1259	63.44	36.56
10	3	2013	5	17	3443	8.37	180	41137	2136	1307	62.04	37.96
8	13	2013	3	17	3442	8.37	181	41137	2124	1318	61.71	38.29
9	4	2013	4	17	3442	8.37	182	41137	2062	1380	59.91	40.09
8	7	2013	4	17	3441	8.36	183	41137	2100	1341	61.03	38.97
10	25	2013	6	16	3441	8.36	184	41137	2056	1385	59.75	40.25
5	3	2013	6	16	3440	8.36	185	41137	1976	1464	57.44	42.56
5	24	2013	6	17	3440	8.36	186	41137	1980	1460	57.56	42.44
7	23	2013	3	17	3438	8.36	187	41137	2082	1356	60.56	39.44
11	26	2013	3	17	3437	8.36	188	41137	2082	1355	60.58	39.42
2	13	2013	4	17	3436	8.35	189	41137	2118	1318	61.64	38.36
3	14	2013	5	18	3436	8.35	190	41137	2128	1308	61.93	38.07
5	17	2013	6	18	3436	8.35	191	41137	1915	1521	55.73	44.27
10	29	2013	3	18	3436	8.35	192	41137	2086	1350	60.71	39.29
6	6	2013	5	16	3435	8.35	193	41137	2006	1429	58.40	41.60
3	1	2013	6	16	3434	8.35	194	41137	1957	1477	56.99	43.01
9	27	2013	6	18	3434	8.35	195	41137	2000	1434	58.24	41.76
10	30	2013	4	17	3434	8.35	196	41137	2098	1336	61.09	38.91
3	5	2013	3	17	3433	8.35	197	41137	2186	1247	63.68	36.32
3	8	2013	6	18	3433	8.35	198	41137	2100	1333	61.17	38.83
7	25	2013	5	17	3433	8.35	199	41137	2110	1323	61.46	38.54
12	11	2013	4	17	3433	8.35	200	41137	2111	1322	61.49	38.51

**SR 167 MP 13.30 ALGONA ADC SITE R113
K FOR PEAK 200 HOURS OF 2013**



AADT= 95731 K 30 FACTOR= 7.18 K 100 FACTOR= 6.96 K 200 FACTOR= 6.80 D 30 FACTOR= 50.41

**SR 167 MP 13.30 ALGONA ADC SITE R113
D % IN THE PEAK 200 HOURS OF 2013**



MO	DY	YR	DAY OF WK	HR	HR VOL	PERCENT OF AADT	HOUR NUMBER	AADT	NORTH VOLUME	SOUTH VOLUME	PERCENT NORTH IS OF TOTAL VOLUME	PERCENT SOUTH IS OF TOTAL VOLUME
11	28	2013	5	14	7195	7.52	1	95731	3376	3819	46.92	53.08
11	28	2013	5	13	7170	7.49	2	95731	3277	3893	45.70	54.30
9	7	2013	7	17	7149	7.47	3	95731	3681	3468	51.49	48.51
9	7	2013	7	16	7082	7.40	4	95731	3485	3597	49.21	50.79
8	17	2013	7	14	7038	7.35	5	95731	3716	3322	52.80	47.20
9	21	2013	7	15	7013	7.33	6	95731	3562	3451	50.79	49.21
9	14	2013	7	16	7010	7.32	7	95731	3520	3490	50.21	49.79
9	7	2013	7	13	7005	7.32	8	95731	3335	3670	47.61	52.39
7	19	2013	6	14	7004	7.32	9	95731	3591	3413	51.27	48.73
9	7	2013	7	18	7000	7.31	10	95731	3688	3312	52.69	47.31
9	14	2013	7	18	6981	7.29	11	95731	3556	3425	50.94	49.06
10	19	2013	7	17	6962	7.27	12	95731	3467	3495	49.80	50.20

MO	DY	YR	DAY OF WK	HR	HR VOL	PERCENT OF AADT	HOUR NUMBER	AADT	NORTH VOLUME	SOUTH VOLUME	PERCENT NORTH IS OF TOTAL VOLUME	PERCENT SOUTH IS OF TOTAL VOLUME
10	19	2013	7	16	6961	7.27	13	95731	3439	3522	49.40	50.60
6	15	2013	7	13	6955	7.27	14	95731	3573	3382	51.37	48.63
10	19	2013	7	14	6951	7.26	15	95731	3584	3367	51.56	48.44
6	21	2013	6	14	6947	7.26	16	95731	3413	3534	49.13	50.87
10	19	2013	7	15	6943	7.25	17	95731	3386	3557	48.77	51.23
11	9	2013	7	14	6933	7.24	18	95731	3583	3350	51.68	48.32
11	23	2013	7	14	6922	7.23	19	95731	3574	3348	51.63	48.37
6	15	2013	7	14	6918	7.23	20	95731	3539	3379	51.16	48.84
6	22	2013	7	14	6915	7.22	21	95731	3457	3458	49.99	50.01
8	30	2013	6	14	6914	7.22	22	95731	3553	3361	51.39	48.61
7	20	2013	7	14	6911	7.22	23	95731	3558	3353	51.48	48.52
12	23	2013	2	14	6904	7.21	24	95731	3456	3448	50.06	49.94
11	27	2013	4	14	6895	7.20	25	95731	3296	3599	47.80	52.20
3	1	2013	6	14	6890	7.20	26	95731	3429	3461	49.77	50.23
11	8	2013	6	14	6885	7.19	27	95731	3378	3507	49.06	50.94
8	17	2013	7	15	6884	7.19	28	95731	3442	3442	50.00	50.00
8	30	2013	6	13	6878	7.18	29	95731	3447	3431	50.12	49.88
9	21	2013	7	14	6872	7.18	30	95731	3464	3408	50.41	49.59
6	15	2013	7	15	6870	7.18	31	95731	3372	3498	49.08	50.92
7	12	2013	6	14	6867	7.17	32	95731	3302	3565	48.09	51.91
10	11	2013	6	14	6867	7.17	33	95731	3328	3539	48.46	51.54
9	7	2013	7	14	6863	7.17	34	95731	3438	3425	50.09	49.91
6	14	2013	6	14	6859	7.16	35	95731	3398	3461	49.54	50.46
2	15	2013	6	14	6857	7.16	36	95731	3226	3631	47.05	52.95
9	14	2013	7	17	6857	7.16	37	95731	3476	3381	50.69	49.31
12	24	2013	3	14	6856	7.16	38	95731	3143	3713	45.84	54.16
2	15	2013	6	15	6852	7.16	39	95731	3431	3421	50.07	49.93
5	3	2013	6	14	6850	7.16	40	95731	3252	3598	47.47	52.53
7	3	2013	4	14	6850	7.16	41	95731	3438	3412	50.19	49.81
11	9	2013	7	15	6849	7.15	42	95731	3436	3413	50.17	49.83
12	14	2013	7	17	6844	7.15	43	95731	3478	3366	50.82	49.18
9	14	2013	7	15	6835	7.14	44	95731	3468	3367	50.74	49.26
9	14	2013	7	13	6833	7.14	45	95731	3383	3450	49.51	50.49
10	26	2013	7	17	6831	7.14	46	95731	3452	3379	50.53	49.47
11	27	2013	4	13	6825	7.13	47	95731	3330	3495	48.79	51.21
6	15	2013	7	16	6818	7.12	48	95731	3435	3383	50.38	49.62
9	21	2013	7	18	6815	7.12	49	95731	3501	3314	51.37	48.63
5	11	2013	7	14	6813	7.12	50	95731	3412	3401	50.08	49.92
9	21	2013	7	17	6811	7.11	51	95731	3461	3350	50.81	49.19
8	2	2013	6	14	6802	7.11	52	95731	3432	3370	50.46	49.54
8	17	2013	7	13	6802	7.11	53	95731	3559	3243	52.32	47.68


MO	DY	YR	DAY OF WK	HR	HR VOL	PERCENT OF AADT	HOUR NUMBER	AADT	NORTH VOLUME	SOUTH VOLUME	PERCENT NORTH IS OF TOTAL VOLUME	PERCENT SOUTH IS OF TOTAL VOLUME
5	31	2013	6	14	6796	7.10	54	95731	3323	3473	48.90	51.10
9	14	2013	7	14	6793	7.10	55	95731	3408	3385	50.17	49.83
6	7	2013	6	14	6788	7.09	56	95731	3350	3438	49.35	50.65
12	24	2013	3	13	6787	7.09	57	95731	3109	3678	45.81	54.19
9	13	2013	6	14	6781	7.08	58	95731	3392	3389	50.02	49.98
12	14	2013	7	16	6778	7.08	59	95731	3357	3421	49.53	50.47
10	18	2013	6	14	6757	7.06	60	95731	3243	3514	47.99	52.01
3	1	2013	6	15	6755	7.06	61	95731	3264	3491	48.32	51.68
2	16	2013	7	15	6754	7.06	62	95731	3445	3309	51.01	48.99
10	19	2013	7	18	6752	7.05	63	95731	3435	3317	50.87	49.13
7	26	2013	6	14	6743	7.04	64	95731	3266	3477	48.44	51.56
2	23	2013	7	14	6739	7.04	65	95731	3550	3189	52.68	47.32
8	28	2013	4	14	6738	7.04	66	95731	3245	3493	48.16	51.84
12	14	2013	7	14	6737	7.04	67	95731	3460	3277	51.36	48.64
12	14	2013	7	18	6732	7.03	68	95731	3520	3212	52.29	47.71
7	20	2013	7	13	6731	7.03	69	95731	3518	3213	52.27	47.73
11	23	2013	7	15	6726	7.03	70	95731	3298	3428	49.03	50.97
8	24	2013	7	15	6724	7.02	71	95731	3295	3429	49.00	51.00
5	17	2013	6	14	6723	7.02	72	95731	3340	3383	49.68	50.32
6	15	2013	7	17	6723	7.02	73	95731	3281	3442	48.80	51.20
3	29	2013	6	14	6721	7.02	74	95731	3242	3479	48.24	51.76
8	1	2013	5	14	6720	7.02	75	95731	3325	3395	49.48	50.52
9	12	2013	5	14	6718	7.02	76	95731	3168	3550	47.16	52.84
3	15	2013	6	14	6713	7.01	77	95731	3229	3484	48.10	51.90
10	19	2013	7	13	6713	7.01	78	95731	3356	3357	49.99	50.01
3	8	2013	6	15	6710	7.01	79	95731	3280	3430	48.88	51.12
5	10	2013	6	14	6710	7.01	80	95731	3230	3480	48.14	51.86
2	16	2013	7	14	6709	7.01	81	95731	3552	3157	52.94	47.06
8	21	2013	4	14	6709	7.01	82	95731	3278	3431	48.86	51.14
9	21	2013	7	16	6709	7.01	83	95731	3321	3388	49.50	50.50
10	4	2013	6	14	6707	7.01	84	95731	3254	3453	48.52	51.48
11	11	2013	2	15	6704	7.00	85	95731	3273	3431	48.82	51.18
3	22	2013	6	14	6703	7.00	86	95731	3202	3501	47.77	52.23
8	2	2013	6	13	6697	7.00	87	95731	3427	3270	51.17	48.83
8	14	2013	4	14	6697	7.00	88	95731	3291	3406	49.14	50.86
11	16	2013	7	15	6693	6.99	89	95731	3286	3407	49.10	50.90
3	8	2013	6	14	6692	6.99	90	95731	3164	3528	47.28	52.72
6	22	2013	7	13	6691	6.99	91	95731	3432	3259	51.29	48.71
9	7	2013	7	12	6689	6.99	92	95731	3229	3460	48.27	51.73
8	10	2013	7	15	6681	6.98	93	95731	3353	3328	50.19	49.81
8	22	2013	5	14	6681	6.98	94	95731	3315	3366	49.62	50.38

MO	DY	YR	DAY OF WK	HR	HR VOL	PERCENT OF AADT	HOUR NUMBER	AADT	NORTH VOLUME	SOUTH VOLUME	PERCENT NORTH IS OF TOTAL VOLUME	PERCENT SOUTH IS OF TOTAL VOLUME
12	23	2013	2	13	6677	6.97	95	95731	3510	3167	52.57	47.43
11	22	2013	6	14	6676	6.97	96	95731	3225	3451	48.31	51.69
5	31	2013	6	15	6673	6.97	97	95731	3285	3388	49.23	50.77
5	11	2013	7	16	6671	6.97	98	95731	3300	3371	49.47	50.53
8	13	2013	3	14	6668	6.97	99	95731	3306	3362	49.58	50.42
10	11	2013	6	15	6665	6.96	100	95731	3460	3205	51.91	48.09
8	10	2013	7	14	6662	6.96	101	95731	3329	3333	49.97	50.03
7	20	2013	7	15	6659	6.96	102	95731	3328	3331	49.98	50.02
6	8	2013	7	14	6658	6.95	103	95731	3308	3350	49.68	50.32
7	18	2013	5	14	6657	6.95	104	95731	3278	3379	49.24	50.76
4	26	2013	6	14	6656	6.95	105	95731	3231	3425	48.54	51.46
12	14	2013	7	15	6656	6.95	106	95731	3320	3336	49.88	50.12
10	5	2013	7	14	6652	6.95	107	95731	3406	3246	51.20	48.80
12	24	2013	3	16	6652	6.95	108	95731	3249	3403	48.84	51.16
8	3	2013	7	15	6644	6.94	109	95731	3226	3418	48.56	51.44
10	25	2013	6	14	6641	6.94	110	95731	3239	3402	48.77	51.23
9	13	2013	6	13	6640	6.94	111	95731	3112	3528	46.87	53.13
7	20	2013	7	17	6638	6.93	112	95731	3361	3277	50.63	49.37
11	16	2013	7	17	6636	6.93	113	95731	3214	3422	48.43	51.57
9	11	2013	4	14	6632	6.93	114	95731	3177	3455	47.90	52.10
8	16	2013	6	13	6628	6.92	115	95731	3314	3314	50.00	50.00
8	24	2013	7	14	6626	6.92	116	95731	3395	3231	51.24	48.76
6	8	2013	7	17	6624	6.92	117	95731	3204	3420	48.37	51.63
9	15	2013	1	14	6620	6.92	118	95731	3395	3225	51.28	48.72
8	23	2013	6	14	6617	6.91	119	95731	3425	3192	51.76	48.24
7	15	2013	2	14	6616	6.91	120	95731	3275	3341	49.50	50.50
8	31	2013	7	14	6616	6.91	121	95731	3416	3200	51.63	48.37
9	15	2013	1	17	6616	6.91	122	95731	3521	3095	53.22	46.78
9	14	2013	7	19	6613	6.91	123	95731	3559	3054	53.82	46.18
8	17	2013	7	16	6612	6.91	124	95731	3368	3244	50.94	49.06
9	14	2013	7	11	6611	6.91	125	95731	2975	3636	45.00	55.00
2	15	2013	6	16	6608	6.90	126	95731	3547	3061	53.68	46.32
5	11	2013	7	15	6608	6.90	127	95731	3407	3201	51.56	48.44
9	3	2013	3	14	6608	6.90	128	95731	3235	3373	48.96	51.04
7	10	2013	4	14	6607	6.90	129	95731	3286	3321	49.74	50.26
6	29	2013	7	15	6604	6.90	130	95731	3252	3352	49.24	50.76
8	29	2013	5	15	6603	6.90	131	95731	3474	3129	52.61	47.39
2	19	2013	3	15	6601	6.90	132	95731	3061	3540	46.37	53.63
4	20	2013	7	17	6598	6.89	133	95731	3394	3204	51.44	48.56
8	3	2013	7	13	6598	6.89	134	95731	3404	3194	51.59	48.41
2	8	2013	6	14	6595	6.89	135	95731	3113	3482	47.20	52.80

MO	DY	YR	DAY OF WK	HR	HR VOL	PERCENT OF AADT	HOUR NUMBER	AADT	NORTH VOLUME	SOUTH VOLUME	PERCENT NORTH IS OF TOTAL VOLUME	PERCENT SOUTH IS OF TOTAL VOLUME
8	15	2013	5	14	6595	6.89	136	95731	3258	3337	49.40	50.60
2	8	2013	6	15	6594	6.89	137	95731	3116	3478	47.26	52.74
11	16	2013	7	14	6591	6.88	138	95731	3492	3099	52.98	47.02
8	20	2013	3	14	6588	6.88	139	95731	3219	3369	48.86	51.14
9	27	2013	6	14	6588	6.88	140	95731	3240	3348	49.18	50.82
3	15	2013	6	15	6586	6.88	141	95731	3004	3582	45.61	54.39
8	30	2013	6	12	6586	6.88	142	95731	3505	3081	53.22	46.78
9	21	2013	7	19	6586	6.88	143	95731	3306	3280	50.20	49.80
12	6	2013	6	14	6585	6.88	144	95731	3221	3364	48.91	51.09
7	1	2013	2	14	6584	6.88	145	95731	3223	3361	48.95	51.05
2	23	2013	7	16	6583	6.88	146	95731	3241	3342	49.23	50.77
6	22	2013	7	17	6583	6.88	147	95731	3372	3211	51.22	48.78
3	22	2013	6	15	6582	6.88	148	95731	3128	3454	47.52	52.48
9	21	2013	7	12	6582	6.88	149	95731	3132	3450	47.58	52.42
11	11	2013	2	14	6581	6.87	150	95731	3269	3312	49.67	50.33
2	23	2013	7	15	6577	6.87	151	95731	3317	3260	50.43	49.57
7	31	2013	4	14	6577	6.87	152	95731	3191	3386	48.52	51.48
10	12	2013	7	13	6575	6.87	153	95731	3469	3106	52.76	47.24
6	1	2013	7	14	6574	6.87	154	95731	3484	3090	53.00	47.00
9	21	2013	7	13	6574	6.87	155	95731	3227	3347	49.09	50.91
11	9	2013	7	13	6572	6.87	156	95731	3471	3101	52.81	47.19
9	18	2013	4	14	6571	6.86	157	95731	3058	3513	46.54	53.46
10	26	2013	7	15	6571	6.86	158	95731	3075	3496	46.80	53.20
5	18	2013	7	15	6570	6.86	159	95731	3172	3398	48.28	51.72
4	20	2013	7	16	6563	6.86	160	95731	3323	3240	50.63	49.37
10	5	2013	7	15	6562	6.85	161	95731	3071	3491	46.80	53.20
9	15	2013	1	16	6561	6.85	162	95731	3525	3036	53.73	46.27
2	18	2013	2	14	6560	6.85	163	95731	3316	3244	50.55	49.45
4	27	2013	7	14	6558	6.85	164	95731	3435	3123	52.38	47.62
6	14	2013	6	13	6557	6.85	165	95731	3349	3208	51.08	48.92
1	26	2013	7	17	6556	6.85	166	95731	3364	3192	51.31	48.69
8	31	2013	7	13	6554	6.85	167	95731	3320	3234	50.66	49.34
1	26	2013	7	14	6553	6.85	168	95731	3277	3276	50.01	49.99
1	25	2013	6	15	6552	6.84	169	95731	3157	3395	48.18	51.82
3	31	2013	1	14	6551	6.84	170	95731	3171	3380	48.40	51.60
12	19	2013	5	14	6548	6.84	171	95731	3187	3361	48.67	51.33
8	23	2013	6	13	6546	6.84	172	95731	3251	3295	49.66	50.34
6	14	2013	6	15	6544	6.84	173	95731	3325	3219	50.81	49.19
8	5	2013	2	14	6543	6.83	174	95731	3245	3298	49.59	50.41
2	9	2013	7	14	6542	6.83	175	95731	3350	3192	51.21	48.79
8	24	2013	7	16	6542	6.83	176	95731	3230	3312	49.37	50.63


MO	DY	YR	DAY OF WK	HR	HR VOL	PERCENT OF AADT	HOUR NUMBER	AADT	NORTH VOLUME	SOUTH VOLUME	PERCENT NORTH IS OF TOTAL VOLUME	PERCENT SOUTH IS OF TOTAL VOLUME
5	11	2013	7	13	6538	6.83	177	95731	3490	3048	53.38	46.62
6	27	2013	5	14	6538	6.83	178	95731	3222	3316	49.28	50.72
8	10	2013	7	16	6538	6.83	179	95731	3356	3182	51.33	48.67
8	22	2013	5	15	6538	6.83	180	95731	3257	3281	49.82	50.18
7	12	2013	6	13	6533	6.82	181	95731	3343	3190	51.17	48.83
6	13	2013	5	15	6532	6.82	182	95731	3167	3365	48.48	51.52
8	26	2013	2	14	6529	6.82	183	95731	3220	3309	49.32	50.68
3	23	2013	7	15	6527	6.82	184	95731	3280	3247	50.25	49.75
8	25	2013	1	16	6526	6.82	185	95731	3526	3000	54.03	45.97
8	3	2013	7	14	6525	6.82	186	95731	3332	3193	51.07	48.93
6	8	2013	7	15	6523	6.81	187	95731	3239	3284	49.66	50.34
7	27	2013	7	14	6523	6.81	188	95731	3237	3286	49.62	50.38
7	3	2013	4	13	6520	6.81	189	95731	3289	3231	50.44	49.56
5	1	2013	4	15	6519	6.81	190	95731	3082	3437	47.28	52.72
5	8	2013	4	14	6519	6.81	191	95731	3275	3244	50.24	49.76
9	15	2013	1	15	6519	6.81	192	95731	3448	3071	52.89	47.11
6	22	2013	7	15	6518	6.81	193	95731	3352	3166	51.43	48.57
6	1	2013	7	15	6517	6.81	194	95731	3377	3140	51.82	48.18
7	26	2013	6	13	6516	6.81	195	95731	3140	3376	48.19	51.81
5	8	2013	4	15	6515	6.81	196	95731	3094	3421	47.49	52.51
6	15	2013	7	18	6515	6.81	197	95731	3197	3318	49.07	50.93
6	22	2013	7	16	6515	6.81	198	95731	3154	3361	48.41	51.59
6	19	2013	4	14	6514	6.80	199	95731	3192	3322	49.00	51.00
3	29	2013	6	15	6513	6.80	200	95731	3248	3265	49.87	50.13

SR 395 MP 163.69 SPOKANE/PARKSMITH ADC SITE R114
K FOR PEAK 200 HOURS OF 2013




AADT= 0 K 30 FACTOR= 0.00 K 100 FACTOR= 0.00 K 200 FACTOR= 0.00 D 30 FACTOR= 0.00

SR 395 MP 163.69 SPOKANE/PARKSMITH ADC SITE R113
D % IN THE PEAK 200 HOURS OF 2013




**SR 005 MP 35.88 CARROLLS ADC SITE R115
K FOR PEAK 200 HOURS OF 2013**




AADT= 0 K 30 FACTOR= 0.00 K 100 FACTOR= 0.00 K 200 FACTOR= 0.00 D 30 FACTOR= 0.00

**SR 005 MP 35.88 CARROLLS ADC SITE R115
D % IN THE PEAK 200 HOURS OF 2013**




**SR 016 MP 27.09 GORST ADC SITE R116
K FOR PEAK 200 HOURS OF 2013**

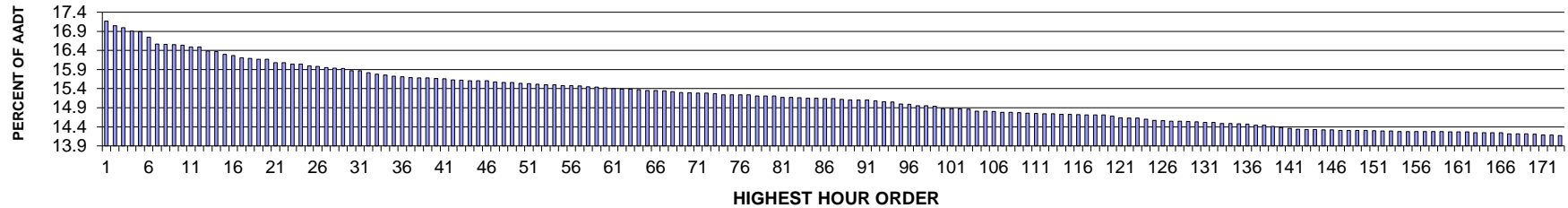


AADT= 0 K 30 FACTOR= 0.00 K 100 FACTOR= 0.00 K 200 FACTOR= 0.00 D 30 FACTOR= 0.00

**SR 016 MP 27.09 GORST ADC SITE R116
D % IN THE PEAK 200 HOURS OF 2013**

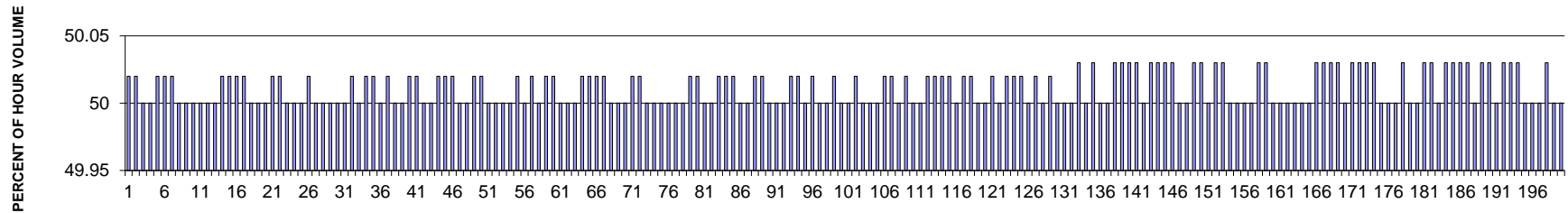


**SR 090 MP 4.22 REV LNS E END OF MT BAKER TUNNEL ADC SITE R17R
K FOR PEAK 200 HOURS OF 2013**



AADT= 13764 K 30 FACTOR= 15.87 K 100 FACTOR= 14.88 K 200 FACTOR= 13.95 D 30 FACTOR= 50.00

**SR 090 MP 4.22 REV LNS E END OF MT BAKER TUNNEL ADC SITE R17R
D % IN THE PEAK 200 HOURS OF 2013**



MO	DY	YR	DAY OF WK	HR	HR VOL	PERCENT OF AADT	HOUR NUMBER	AADT	EAST VOLUME	WEST VOLUME	PERCENT EAST IS OF TOTAL VOLUME	PERCENT WEST IS OF TOTAL VOLUME
6	27	2013	5	18	2363	17.17	1	13764	1182	1181	50.02	49.98
5	23	2013	5	18	2347	17.05	2	13764	1174	1173	50.02	49.98
7	24	2013	4	18	2340	17.00	3	13764	1170	1170	50.00	50.00
3	27	2013	4	18	2328	16.91	4	13764	1164	1164	50.00	50.00
10	28	2013	2	18	2325	16.89	5	13764	1163	1162	50.02	49.98
11	20	2013	4	9	2305	16.75	6	13764	1153	1152	50.02	49.98
3	25	2013	2	18	2281	16.57	7	13764	1141	1140	50.02	49.98
6	5	2013	4	18	2280	16.56	8	13764	1140	1140	50.00	50.00
9	19	2013	5	18	2278	16.55	9	13764	1139	1139	50.00	50.00
1	29	2013	3	18	2276	16.54	10	13764	1138	1138	50.00	50.00
6	4	2013	3	18	2270	16.49	11	13764	1135	1135	50.00	50.00
10	25	2013	6	9	2270	16.49	12	13764	1135	1135	50.00	50.00

MO	DY	YR	DAY OF WK	HR	HR VOL	PERCENT OF AADT	HOUR NUMBER	AADT	EAST VOLUME	WEST VOLUME	PERCENT EAST IS OF TOTAL VOLUME	PERCENT WEST IS OF TOTAL VOLUME
7	18	2013	5	18	2256	16.39	13	13764	1128	1128	50.00	50.00
7	15	2013	2	18	2253	16.37	14	13764	1127	1126	50.02	49.98
6	13	2013	5	18	2243	16.30	15	13764	1122	1121	50.02	49.98
7	11	2013	5	18	2239	16.27	16	13764	1120	1119	50.02	49.98
10	2	2013	4	18	2231	16.21	17	13764	1116	1115	50.02	49.98
10	10	2013	5	18	2228	16.19	18	13764	1114	1114	50.00	50.00
6	4	2013	3	9	2226	16.17	19	13764	1113	1113	50.00	50.00
8	6	2013	3	18	2226	16.17	20	13764	1113	1113	50.00	50.00
2	5	2013	3	18	2213	16.08	21	13764	1107	1106	50.02	49.98
5	16	2013	5	18	2213	16.08	22	13764	1107	1106	50.02	49.98
8	1	2013	5	18	2208	16.04	23	13764	1104	1104	50.00	50.00
11	21	2013	5	18	2208	16.04	24	13764	1104	1104	50.00	50.00
7	16	2013	3	18	2202	16.00	25	13764	1101	1101	50.00	50.00
10	9	2013	4	18	2199	15.98	26	13764	1100	1099	50.02	49.98
1	28	2013	2	18	2196	15.95	27	13764	1098	1098	50.00	50.00
8	8	2013	5	18	2194	15.94	28	13764	1097	1097	50.00	50.00
5	7	2013	3	18	2192	15.93	29	13764	1096	1096	50.00	50.00
4	25	2013	5	18	2184	15.87	30	13764	1092	1092	50.00	50.00
12	12	2013	5	18	2184	15.87	31	13764	1092	1092	50.00	50.00
7	31	2013	4	18	2177	15.82	32	13764	1089	1088	50.02	49.98
7	17	2013	4	18	2172	15.78	33	13764	1086	1086	50.00	50.00
7	10	2013	4	18	2169	15.76	34	13764	1085	1084	50.02	49.98
11	7	2013	5	18	2165	15.73	35	13764	1083	1082	50.02	49.98
5	30	2013	5	18	2162	15.71	36	13764	1081	1081	50.00	50.00
10	31	2013	5	17	2159	15.69	37	13764	1080	1079	50.02	49.98
5	6	2013	2	18	2158	15.68	38	13764	1079	1079	50.00	50.00
7	25	2013	5	18	2158	15.68	39	13764	1079	1079	50.00	50.00
3	13	2013	4	18	2157	15.67	40	13764	1079	1078	50.02	49.98
9	12	2013	5	18	2155	15.66	41	13764	1078	1077	50.02	49.98
3	26	2013	3	18	2152	15.63	42	13764	1076	1076	50.00	50.00
1	17	2013	5	18	2150	15.62	43	13764	1075	1075	50.00	50.00
2	28	2013	5	18	2149	15.61	44	13764	1075	1074	50.02	49.98
7	30	2013	3	18	2149	15.61	45	13764	1075	1074	50.02	49.98
10	29	2013	3	18	2149	15.61	46	13764	1075	1074	50.02	49.98
6	14	2013	6	17	2144	15.58	47	13764	1072	1072	50.00	50.00
11	5	2013	3	18	2142	15.56	48	13764	1071	1071	50.00	50.00
5	2	2013	5	18	2141	15.56	49	13764	1071	1070	50.02	49.98
6	12	2013	4	18	2139	15.54	50	13764	1070	1069	50.02	49.98
5	22	2013	4	18	2138	15.53	51	13764	1069	1069	50.00	50.00
11	14	2013	5	18	2136	15.52	52	13764	1068	1068	50.00	50.00
1	30	2013	4	18	2134	15.50	53	13764	1067	1067	50.00	50.00

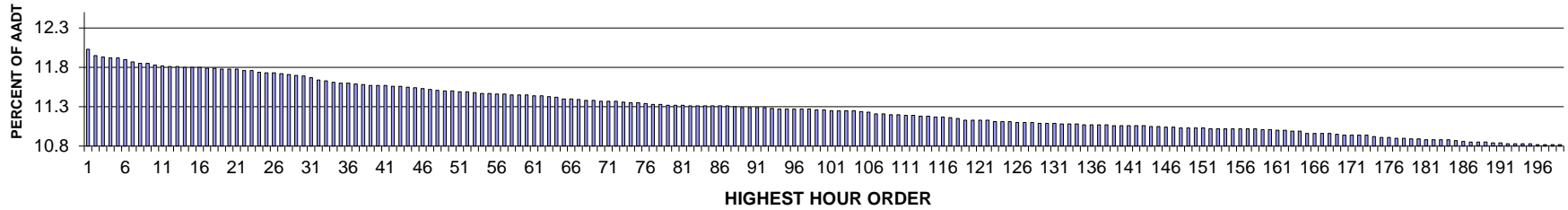
MO	DY	YR	DAY OF WK	HR	HR VOL	PERCENT OF AADT	HOUR NUMBER	AADT	EAST VOLUME	WEST VOLUME	PERCENT EAST IS OF TOTAL VOLUME	PERCENT WEST IS OF TOTAL VOLUME
8	13	2013	3	18	2134	15.50	54	13764	1067	1067	50.00	50.00
4	18	2013	5	18	2131	15.48	55	13764	1066	1065	50.02	49.98
5	9	2013	5	18	2130	15.48	56	13764	1065	1065	50.00	50.00
5	15	2013	4	18	2129	15.47	57	13764	1065	1064	50.02	49.98
12	18	2013	4	18	2126	15.45	58	13764	1063	1063	50.00	50.00
5	21	2013	3	18	2125	15.44	59	13764	1063	1062	50.02	49.98
6	3	2013	2	18	2123	15.42	60	13764	1062	1061	50.02	49.98
5	8	2013	4	18	2120	15.40	61	13764	1060	1060	50.00	50.00
3	21	2013	5	18	2118	15.39	62	13764	1059	1059	50.00	50.00
4	16	2013	3	18	2118	15.39	63	13764	1059	1059	50.00	50.00
1	7	2013	2	18	2115	15.37	64	13764	1058	1057	50.02	49.98
5	14	2013	3	18	2113	15.35	65	13764	1057	1056	50.02	49.98
11	26	2013	3	18	2113	15.35	66	13764	1057	1056	50.02	49.98
5	13	2013	2	18	2111	15.34	67	13764	1056	1055	50.02	49.98
6	10	2013	2	18	2108	15.32	68	13764	1054	1054	50.00	50.00
7	23	2013	3	18	2106	15.30	69	13764	1053	1053	50.00	50.00
3	5	2013	3	18	2104	15.29	70	13764	1052	1052	50.00	50.00
6	8	2013	7	23	2103	15.28	71	13764	1052	1051	50.02	49.98
11	18	2013	2	18	2103	15.28	72	13764	1052	1051	50.02	49.98
5	20	2013	2	18	2102	15.27	73	13764	1051	1051	50.00	50.00
3	6	2013	4	18	2098	15.24	74	13764	1049	1049	50.00	50.00
8	14	2013	4	18	2098	15.24	75	13764	1049	1049	50.00	50.00
11	7	2013	5	9	2098	15.24	76	13764	1049	1049	50.00	50.00
12	3	2013	3	18	2098	15.24	77	13764	1049	1049	50.00	50.00
3	19	2013	3	18	2094	15.21	78	13764	1047	1047	50.00	50.00
1	10	2013	5	18	2093	15.21	79	13764	1047	1046	50.02	49.98
4	24	2013	4	18	2093	15.21	80	13764	1047	1046	50.02	49.98
2	1	2013	6	18	2088	15.17	81	13764	1044	1044	50.00	50.00
4	22	2013	2	18	2088	15.17	82	13764	1044	1044	50.00	50.00
8	2	2013	6	18	2087	15.16	83	13764	1044	1043	50.02	49.98
1	8	2013	3	18	2085	15.15	84	13764	1043	1042	50.02	49.98
5	29	2013	4	18	2085	15.15	85	13764	1043	1042	50.02	49.98
10	16	2013	4	10	2084	15.14	86	13764	1042	1042	50.00	50.00
10	30	2013	4	18	2084	15.14	87	13764	1042	1042	50.00	50.00
8	15	2013	5	18	2081	15.12	88	13764	1041	1040	50.02	49.98
4	23	2013	3	18	2079	15.10	89	13764	1040	1039	50.02	49.98
8	28	2013	4	18	2078	15.10	90	13764	1039	1039	50.00	50.00
11	13	2013	4	18	2078	15.10	91	13764	1039	1039	50.00	50.00
12	11	2013	4	18	2076	15.08	92	13764	1038	1038	50.00	50.00
2	6	2013	4	18	2073	15.06	93	13764	1037	1036	50.02	49.98
1	16	2013	4	18	2071	15.05	94	13764	1036	1035	50.02	49.98

MO	DY	YR	DAY OF WK	HR	HR VOL	PERCENT OF AADT	HOUR NUMBER	AADT	EAST VOLUME	WEST VOLUME	PERCENT EAST IS OF TOTAL VOLUME	PERCENT WEST IS OF TOTAL VOLUME
5	24	2013	6	18	2064	15.00	95	13764	1032	1032	50.00	50.00
8	22	2013	5	18	2063	14.99	96	13764	1032	1031	50.02	49.98
1	15	2013	3	18	2058	14.95	97	13764	1029	1029	50.00	50.00
4	4	2013	5	18	2058	14.95	98	13764	1029	1029	50.00	50.00
6	18	2013	3	18	2057	14.94	99	13764	1029	1028	50.02	49.98
7	8	2013	2	18	2048	14.88	100	13764	1024	1024	50.00	50.00
9	3	2013	3	18	2048	14.88	101	13764	1024	1024	50.00	50.00
6	17	2013	2	18	2047	14.87	102	13764	1024	1023	50.02	49.98
3	28	2013	5	18	2046	14.86	103	13764	1023	1023	50.00	50.00
1	11	2013	6	18	2038	14.81	104	13764	1019	1019	50.00	50.00
6	20	2013	5	18	2038	14.81	105	13764	1019	1019	50.00	50.00
9	26	2013	5	9	2037	14.80	106	13764	1019	1018	50.02	49.98
2	14	2013	5	18	2035	14.78	107	13764	1018	1017	50.02	49.98
4	3	2013	4	18	2034	14.78	108	13764	1017	1017	50.00	50.00
5	31	2013	6	18	2033	14.77	109	13764	1017	1016	50.02	49.98
4	30	2013	3	18	2032	14.76	110	13764	1016	1016	50.00	50.00
7	22	2013	2	18	2030	14.75	111	13764	1015	1015	50.00	50.00
6	6	2013	5	18	2029	14.74	112	13764	1015	1014	50.02	49.98
10	1	2013	3	18	2029	14.74	113	13764	1015	1014	50.02	49.98
3	12	2013	3	18	2027	14.73	114	13764	1014	1013	50.02	49.98
11	20	2013	4	18	2027	14.73	115	13764	1014	1013	50.02	49.98
5	1	2013	4	18	2026	14.72	116	13764	1013	1013	50.00	50.00
4	19	2013	6	18	2025	14.71	117	13764	1013	1012	50.02	49.98
7	1	2013	2	18	2025	14.71	118	13764	1013	1012	50.02	49.98
9	30	2013	2	18	2024	14.71	119	13764	1012	1012	50.00	50.00
9	23	2013	2	18	2020	14.68	120	13764	1010	1010	50.00	50.00
1	24	2013	5	18	2015	14.64	121	13764	1008	1007	50.02	49.98
7	9	2013	3	18	2014	14.63	122	13764	1007	1007	50.00	50.00
10	28	2013	2	9	2013	14.63	123	13764	1007	1006	50.02	49.98
9	30	2013	2	9	2009	14.60	124	13764	1005	1004	50.02	49.98
9	11	2013	4	18	2005	14.57	125	13764	1003	1002	50.02	49.98
12	2	2013	2	9	2004	14.56	126	13764	1002	1002	50.00	50.00
12	5	2013	5	18	2003	14.55	127	13764	1002	1001	50.02	49.98
3	18	2013	2	18	2002	14.55	128	13764	1001	1001	50.00	50.00
10	24	2013	5	18	2001	14.54	129	13764	1001	1000	50.02	49.98
7	16	2013	3	9	2000	14.53	130	13764	1000	1000	50.00	50.00
6	24	2013	2	18	1998	14.52	131	13764	999	999	50.00	50.00
12	19	2013	5	18	1998	14.52	132	13764	999	999	50.00	50.00
6	11	2013	3	18	1995	14.49	133	13764	998	997	50.03	49.97
12	16	2013	2	18	1994	14.49	134	13764	997	997	50.00	50.00
6	14	2013	6	18	1993	14.48	135	13764	997	996	50.03	49.97

MO	DY	YR	DAY OF WK	HR	HR VOL	PERCENT OF AADT	HOUR NUMBER	AADT	EAST VOLUME	WEST VOLUME	PERCENT EAST IS OF TOTAL VOLUME	PERCENT WEST IS OF TOTAL VOLUME
1	4	2013	6	18	1992	14.47	136	13764	996	996	50.00	50.00
12	10	2013	3	9	1988	14.44	137	13764	994	994	50.00	50.00
10	27	2013	1	21	1987	14.44	138	13764	994	993	50.03	49.97
4	29	2013	2	18	1983	14.41	139	13764	992	991	50.03	49.97
11	6	2013	4	18	1979	14.38	140	13764	990	989	50.03	49.97
2	26	2013	3	18	1977	14.36	141	13764	989	988	50.03	49.97
11	26	2013	3	9	1974	14.34	142	13764	987	987	50.00	50.00
10	29	2013	3	9	1973	14.33	143	13764	987	986	50.03	49.97
11	25	2013	2	18	1973	14.33	144	13764	987	986	50.03	49.97
11	5	2013	3	9	1971	14.32	145	13764	986	985	50.03	49.97
11	7	2013	5	8	1971	14.32	146	13764	986	985	50.03	49.97
2	12	2013	3	18	1970	14.31	147	13764	985	985	50.00	50.00
10	13	2013	1	17	1970	14.31	148	13764	985	985	50.00	50.00
7	29	2013	2	18	1969	14.31	149	13764	985	984	50.03	49.97
8	13	2013	3	9	1969	14.31	150	13764	985	984	50.03	49.97
11	4	2013	2	18	1968	14.30	151	13764	984	984	50.00	50.00
2	7	2013	5	18	1967	14.29	152	13764	984	983	50.03	49.97
11	18	2013	2	9	1967	14.29	153	13764	984	983	50.03	49.97
1	18	2013	6	18	1966	14.28	154	13764	983	983	50.00	50.00
6	25	2013	3	18	1966	14.28	155	13764	983	983	50.00	50.00
8	20	2013	3	18	1966	14.28	156	13764	983	983	50.00	50.00
12	11	2013	4	9	1966	14.28	157	13764	983	983	50.00	50.00
9	17	2013	3	18	1965	14.28	158	13764	983	982	50.03	49.97
10	17	2013	5	9	1965	14.28	159	13764	983	982	50.03	49.97
9	5	2013	5	9	1964	14.27	160	13764	982	982	50.00	50.00
9	16	2013	2	18	1964	14.27	161	13764	982	982	50.00	50.00
12	4	2013	4	18	1964	14.27	162	13764	982	982	50.00	50.00
1	23	2013	4	18	1962	14.25	163	13764	981	981	50.00	50.00
2	1	2013	6	17	1962	14.25	164	13764	981	981	50.00	50.00
11	19	2013	3	9	1962	14.25	165	13764	981	981	50.00	50.00
1	31	2013	5	18	1961	14.25	166	13764	981	980	50.03	49.97
9	18	2013	4	18	1957	14.22	167	13764	979	978	50.03	49.97
10	10	2013	5	9	1957	14.22	168	13764	979	978	50.03	49.97
12	17	2013	3	18	1957	14.22	169	13764	979	978	50.03	49.97
7	20	2013	7	16	1956	14.21	170	13764	978	978	50.00	50.00
5	3	2013	6	18	1953	14.19	171	13764	977	976	50.03	49.97
10	22	2013	3	9	1953	14.19	172	13764	977	976	50.03	49.97
10	2	2013	4	9	1951	14.17	173	13764	976	975	50.03	49.97
10	15	2013	3	9	1951	14.17	174	13764	976	975	50.03	49.97
1	16	2013	4	9	1950	14.17	175	13764	975	975	50.00	50.00
10	17	2013	5	18	1950	14.17	176	13764	975	975	50.00	50.00

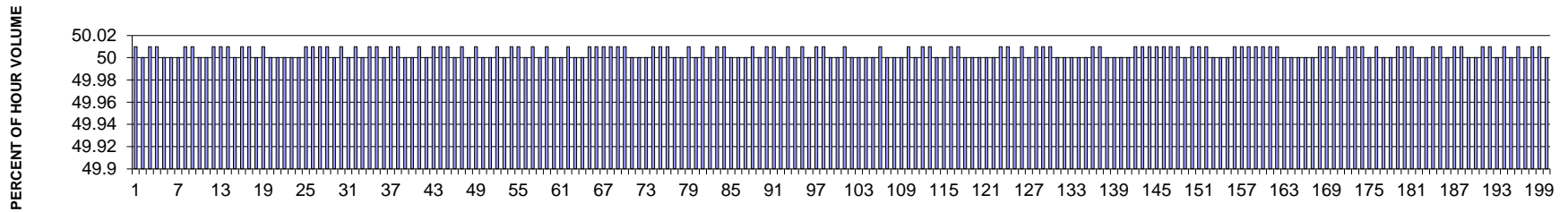
MO	DY	YR	DAY OF WK	HR	HR VOL	PERCENT OF AADT	HOUR NUMBER	AADT	EAST VOLUME	WEST VOLUME	PERCENT EAST IS OF TOTAL VOLUME	PERCENT WEST IS OF TOTAL VOLUME
1	14	2013	2	18	1944	14.12	177	13764	972	972	50.00	50.00
2	7	2013	5	8	1943	14.12	178	13764	972	971	50.03	49.97
9	10	2013	3	18	1942	14.11	179	13764	971	971	50.00	50.00
10	30	2013	4	9	1942	14.11	180	13764	971	971	50.00	50.00
5	29	2013	4	9	1941	14.10	181	13764	971	970	50.03	49.97
11	12	2013	3	9	1941	14.10	182	13764	971	970	50.03	49.97
1	2	2013	4	18	1940	14.09	183	13764	970	970	50.00	50.00
11	21	2013	5	9	1939	14.09	184	13764	970	969	50.03	49.97
3	7	2013	5	18	1937	14.07	185	13764	969	968	50.03	49.97
7	24	2013	4	9	1937	14.07	186	13764	969	968	50.03	49.97
8	27	2013	3	9	1937	14.07	187	13764	969	968	50.03	49.97
1	9	2013	4	18	1936	14.07	188	13764	968	968	50.00	50.00
12	3	2013	3	9	1933	14.04	189	13764	967	966	50.03	49.97
12	5	2013	5	9	1933	14.04	190	13764	967	966	50.03	49.97
11	20	2013	4	8	1932	14.04	191	13764	966	966	50.00	50.00
11	4	2013	2	9	1931	14.03	192	13764	966	965	50.03	49.97
2	11	2013	2	18	1929	14.01	193	13764	965	964	50.03	49.97
12	12	2013	5	9	1929	14.01	194	13764	965	964	50.03	49.97
5	21	2013	3	9	1928	14.01	195	13764	964	964	50.00	50.00
3	8	2013	6	18	1926	13.99	196	13764	963	963	50.00	50.00
4	17	2013	4	18	1924	13.98	197	13764	962	962	50.00	50.00
5	17	2013	6	18	1923	13.97	198	13764	962	961	50.03	49.97
9	17	2013	3	9	1922	13.96	199	13764	961	961	50.00	50.00
1	8	2013	3	9	1920	13.95	200	13764	960	960	50.00	50.00

SR 005 MP 168.31 REV LNS AT ROANOKE UXING ADC SITE R49R
K FOR PEAK 200 HOURS OF 2013



AADT= 45138 K 30 FACTOR= 11.70 K 100 FACTOR= 11.26 K 200 FACTOR= 10.82 D 30 FACTOR= 50.01

SR 005 MP 168.31 REV LNS AT ROANOKE UXING ADC SITE R49R
D % IN THE PEAK 200 HOURS OF 2013



MO	DY	YR	DAY OF WK	HR	HR VOL	PERCENT OF AADT	HOUR NUMBER	AADT	NORTH VOLUME	SOUTH VOLUME	PERCENT NORTH IS OF TOTAL VOLUME	PERCENT SOUTH IS OF TOTAL VOLUME
11	6	2013	4	8	5455	12.09	1	45138	2728	2727	50.01	49.99
9	24	2013	3	8	5430	12.03	2	45138	2715	2715	50.00	50.00
3	5	2013	3	8	5393	11.95	3	45138	2697	2696	50.01	49.99
11	4	2013	2	8	5387	11.93	4	45138	2694	2693	50.01	49.99
3	13	2013	4	8	5382	11.92	5	45138	2691	2691	50.00	50.00
5	1	2013	4	8	5382	11.92	6	45138	2691	2691	50.00	50.00
6	11	2013	3	8	5370	11.90	7	45138	2685	2685	50.00	50.00
5	22	2013	4	8	5357	11.87	8	45138	2679	2678	50.01	49.99
6	13	2013	5	8	5349	11.85	9	45138	2675	2674	50.01	49.99
3	21	2013	5	8	5348	11.85	10	45138	2674	2674	50.00	50.00
3	6	2013	4	8	5342	11.83	11	45138	2671	2671	50.00	50.00
4	24	2013	4	8	5337	11.82	12	45138	2669	2668	50.01	49.99

MO	DY	YR	DAY OF WK	HR	HR VOL	PERCENT OF AADT	HOUR NUMBER	AADT	NORTH VOLUME	SOUTH VOLUME	PERCENT NORTH IS OF TOTAL VOLUME	PERCENT SOUTH IS OF TOTAL VOLUME
6	5	2013	4	8	5331	11.81	13	45138	2666	2665	50.01	49.99
5	14	2013	3	8	5329	11.81	14	45138	2665	2664	50.01	49.99
4	30	2013	3	8	5328	11.80	15	45138	2664	2664	50.00	50.00
5	8	2013	4	8	5327	11.80	16	45138	2664	2663	50.01	49.99
3	27	2013	4	8	5325	11.80	17	45138	2663	2662	50.01	49.99
4	23	2013	3	8	5324	11.79	18	45138	2662	2662	50.00	50.00
3	26	2013	3	8	5323	11.79	19	45138	2662	2661	50.01	49.99
2	27	2013	4	8	5316	11.78	20	45138	2658	2658	50.00	50.00
5	15	2013	4	8	5316	11.78	21	45138	2658	2658	50.00	50.00
11	20	2013	4	8	5316	11.78	22	45138	2658	2658	50.00	50.00
3	14	2013	5	8	5306	11.76	23	45138	2653	2653	50.00	50.00
5	7	2013	3	8	5306	11.76	24	45138	2653	2653	50.00	50.00
4	9	2013	3	8	5297	11.74	25	45138	2649	2648	50.01	49.99
10	9	2013	4	8	5295	11.73	26	45138	2648	2647	50.01	49.99
11	5	2013	3	8	5293	11.73	27	45138	2647	2646	50.01	49.99
10	3	2013	5	8	5289	11.72	28	45138	2645	2644	50.01	49.99
9	26	2013	5	8	5286	11.71	29	45138	2643	2643	50.00	50.00
2	25	2013	2	8	5281	11.70	30	45138	2641	2640	50.01	49.99
5	9	2013	5	8	5278	11.69	31	45138	2639	2639	50.00	50.00
7	18	2013	5	8	5269	11.67	32	45138	2635	2634	50.01	49.99
9	16	2013	2	8	5254	11.64	33	45138	2627	2627	50.00	50.00
11	13	2013	4	8	5251	11.63	34	45138	2626	2625	50.01	49.99
10	15	2013	3	8	5241	11.61	35	45138	2621	2620	50.01	49.99
2	7	2013	5	8	5238	11.60	36	45138	2619	2619	50.00	50.00
5	2	2013	5	8	5235	11.60	37	45138	2618	2617	50.01	49.99
4	25	2013	5	8	5231	11.59	38	45138	2616	2615	50.01	49.99
4	2	2013	3	8	5228	11.58	39	45138	2614	2614	50.00	50.00
2	20	2013	4	8	5224	11.57	40	45138	2612	2612	50.00	50.00
9	25	2013	4	8	5223	11.57	41	45138	2612	2611	50.01	49.99
3	12	2013	3	8	5222	11.57	42	45138	2611	2611	50.00	50.00
5	23	2013	5	8	5217	11.56	43	45138	2609	2608	50.01	49.99
11	21	2013	5	8	5217	11.56	44	45138	2609	2608	50.01	49.99
2	19	2013	3	8	5213	11.55	45	45138	2607	2606	50.01	49.99
9	17	2013	3	8	5208	11.54	46	45138	2604	2604	50.00	50.00
6	4	2013	3	8	5205	11.53	47	45138	2603	2602	50.01	49.99
10	17	2013	5	8	5202	11.52	48	45138	2601	2601	50.00	50.00
6	6	2013	5	8	5195	11.51	49	45138	2598	2597	50.01	49.99
10	10	2013	5	8	5192	11.50	50	45138	2596	2596	50.00	50.00
10	22	2013	3	8	5190	11.50	51	45138	2595	2595	50.00	50.00
2	12	2013	3	8	5187	11.49	52	45138	2594	2593	50.01	49.99
5	28	2013	3	8	5186	11.49	53	45138	2593	2593	50.00	50.00


MO	DY	YR	DAY OF WK	HR	HR VOL	PERCENT OF AADT	HOUR NUMBER	AADT	NORTH VOLUME	SOUTH VOLUME	PERCENT NORTH IS OF TOTAL VOLUME	PERCENT SOUTH IS OF TOTAL VOLUME
6	10	2013	2	8	5181	11.48	54	45138	2591	2590	50.01	49.99
1	31	2013	5	8	5177	11.47	55	45138	2589	2588	50.01	49.99
4	16	2013	3	8	5176	11.47	56	45138	2588	2588	50.00	50.00
2	13	2013	4	8	5175	11.46	57	45138	2588	2587	50.01	49.99
3	4	2013	2	8	5174	11.46	58	45138	2587	2587	50.00	50.00
2	5	2013	3	8	5169	11.45	59	45138	2585	2584	50.01	49.99
1	15	2013	3	8	5168	11.45	60	45138	2584	2584	50.00	50.00
9	4	2013	4	8	5168	11.45	61	45138	2584	2584	50.00	50.00
12	11	2013	4	8	5165	11.44	62	45138	2583	2582	50.01	49.99
10	29	2013	3	8	5162	11.44	63	45138	2581	2581	50.00	50.00
5	13	2013	2	8	5160	11.43	64	45138	2580	2580	50.00	50.00
1	16	2013	4	8	5153	11.42	65	45138	2577	2576	50.01	49.99
5	16	2013	5	8	5147	11.40	66	45138	2574	2573	50.01	49.99
6	12	2013	4	8	5145	11.40	67	45138	2573	2572	50.01	49.99
12	2	2013	2	8	5139	11.39	68	45138	2570	2569	50.01	49.99
9	11	2013	4	8	5137	11.38	69	45138	2569	2568	50.01	49.99
12	9	2013	2	8	5137	11.38	70	45138	2569	2568	50.01	49.99
3	19	2013	3	8	5134	11.37	71	45138	2567	2567	50.00	50.00
3	28	2013	5	8	5132	11.37	72	45138	2566	2566	50.00	50.00
12	17	2013	3	8	5130	11.37	73	45138	2565	2565	50.00	50.00
10	7	2013	2	8	5127	11.36	74	45138	2564	2563	50.01	49.99
6	18	2013	3	8	5123	11.35	75	45138	2562	2561	50.01	49.99
3	25	2013	2	8	5121	11.35	76	45138	2561	2560	50.01	49.99
10	23	2013	4	8	5120	11.34	77	45138	2560	2560	50.00	50.00
12	19	2013	5	8	5114	11.33	78	45138	2557	2557	50.00	50.00
7	16	2013	3	8	5113	11.33	79	45138	2557	2556	50.01	49.99
5	20	2013	2	8	5110	11.32	80	45138	2555	2555	50.00	50.00
7	17	2013	4	8	5109	11.32	81	45138	2555	2554	50.01	49.99
12	4	2013	4	8	5108	11.32	82	45138	2554	2554	50.00	50.00
1	14	2013	2	8	5107	11.31	83	45138	2554	2553	50.01	49.99
12	12	2013	5	8	5107	11.31	84	45138	2554	2553	50.01	49.99
2	6	2013	4	8	5106	11.31	85	45138	2553	2553	50.00	50.00
6	19	2013	4	8	5106	11.31	86	45138	2553	2553	50.00	50.00
9	12	2013	5	8	5106	11.31	87	45138	2553	2553	50.00	50.00
11	25	2013	2	8	5105	11.31	88	45138	2553	2552	50.01	49.99
11	18	2013	2	8	5100	11.30	89	45138	2550	2550	50.00	50.00
1	30	2013	4	8	5097	11.29	90	45138	2549	2548	50.01	49.99
9	9	2013	2	8	5097	11.29	91	45138	2549	2548	50.01	49.99
1	23	2013	4	8	5096	11.29	92	45138	2548	2548	50.00	50.00
2	4	2013	2	8	5095	11.29	93	45138	2548	2547	50.01	49.99
12	10	2013	3	8	5092	11.28	94	45138	2546	2546	50.00	50.00

MO	DY	YR	DAY OF WK	HR	HR VOL	PERCENT OF AADT	HOUR NUMBER	AADT	NORTH VOLUME	SOUTH VOLUME	PERCENT NORTH IS OF TOTAL VOLUME	PERCENT SOUTH IS OF TOTAL VOLUME
10	31	2013	5	8	5089	11.27	95	45138	2545	2544	50.01	49.99
4	17	2013	4	8	5088	11.27	96	45138	2544	2544	50.00	50.00
8	8	2013	5	8	5087	11.27	97	45138	2544	2543	50.01	49.99
11	8	2013	6	8	5087	11.27	98	45138	2544	2543	50.01	49.99
4	1	2013	2	8	5086	11.27	99	45138	2543	2543	50.00	50.00
9	18	2013	4	8	5082	11.26	100	45138	2541	2541	50.00	50.00
4	4	2013	5	8	5081	11.26	101	45138	2541	2540	50.01	49.99
4	22	2013	2	8	5080	11.25	102	45138	2540	2540	50.00	50.00
10	24	2013	5	8	5080	11.25	103	45138	2540	2540	50.00	50.00
1	24	2013	5	8	5078	11.25	104	45138	2539	2539	50.00	50.00
8	27	2013	3	8	5078	11.25	105	45138	2539	2539	50.00	50.00
8	28	2013	4	8	5075	11.24	106	45138	2538	2537	50.01	49.99
12	16	2013	2	8	5068	11.23	107	45138	2534	2534	50.00	50.00
2	26	2013	3	8	5058	11.21	108	45138	2529	2529	50.00	50.00
11	15	2013	6	8	5058	11.21	109	45138	2529	2529	50.00	50.00
7	11	2013	5	8	5057	11.20	110	45138	2529	2528	50.01	49.99
1	22	2013	3	8	5054	11.20	111	45138	2527	2527	50.00	50.00
5	6	2013	2	8	5051	11.19	112	45138	2526	2525	50.01	49.99
5	21	2013	3	8	5049	11.19	113	45138	2525	2524	50.01	49.99
5	31	2013	6	8	5046	11.18	114	45138	2523	2523	50.00	50.00
9	10	2013	3	8	5046	11.18	115	45138	2523	2523	50.00	50.00
11	22	2013	6	8	5043	11.17	116	45138	2522	2521	50.01	49.99
7	30	2013	3	8	5041	11.17	117	45138	2521	2520	50.01	49.99
4	18	2013	5	8	5038	11.16	118	45138	2519	2519	50.00	50.00
8	22	2013	5	8	5034	11.15	119	45138	2517	2517	50.00	50.00
2	21	2013	5	8	5026	11.13	120	45138	2513	2513	50.00	50.00
4	11	2013	5	8	5026	11.13	121	45138	2513	2513	50.00	50.00
3	11	2013	2	8	5024	11.13	122	45138	2512	2512	50.00	50.00
8	1	2013	5	8	5023	11.13	123	45138	2512	2511	50.01	49.99
8	29	2013	5	8	5017	11.11	124	45138	2509	2508	50.01	49.99
1	25	2013	6	8	5014	11.11	125	45138	2507	2507	50.00	50.00
4	12	2013	6	8	5013	11.11	126	45138	2507	2506	50.01	49.99
4	8	2013	2	8	5012	11.10	127	45138	2506	2506	50.00	50.00
6	3	2013	2	8	5009	11.10	128	45138	2505	2504	50.01	49.99
8	13	2013	3	8	5009	11.10	129	45138	2505	2504	50.01	49.99
1	17	2013	5	8	5007	11.09	130	45138	2504	2503	50.01	49.99
7	9	2013	3	8	5006	11.09	131	45138	2503	2503	50.00	50.00
6	17	2013	2	8	5004	11.09	132	45138	2502	2502	50.00	50.00
3	18	2013	2	8	5002	11.08	133	45138	2501	2501	50.00	50.00
8	7	2013	4	8	5002	11.08	134	45138	2501	2501	50.00	50.00
10	22	2013	3	18	5000	11.08	135	45138	2500	2500	50.00	50.00

MO	DY	YR	DAY OF WK	HR	HR VOL	PERCENT OF AADT	HOUR NUMBER	AADT	NORTH VOLUME	SOUTH VOLUME	PERCENT NORTH IS OF TOTAL VOLUME	PERCENT SOUTH IS OF TOTAL VOLUME
3	8	2013	6	8	4999	11.07	136	45138	2500	2499	50.01	49.99
8	12	2013	2	8	4999	11.07	137	45138	2500	2499	50.01	49.99
10	8	2013	3	8	4998	11.07	138	45138	2499	2499	50.00	50.00
10	28	2013	2	8	4998	11.07	139	45138	2499	2499	50.00	50.00
2	1	2013	6	8	4994	11.06	140	45138	2497	2497	50.00	50.00
10	1	2013	3	8	4994	11.06	141	45138	2497	2497	50.00	50.00
10	21	2013	2	8	4993	11.06	142	45138	2497	2496	50.01	49.99
2	11	2013	2	8	4991	11.06	143	45138	2496	2495	50.01	49.99
11	26	2013	3	8	4991	11.06	144	45138	2496	2495	50.01	49.99
2	8	2013	6	8	4987	11.05	145	45138	2494	2493	50.01	49.99
4	15	2013	2	8	4987	11.05	146	45138	2494	2493	50.01	49.99
8	21	2013	4	8	4985	11.04	147	45138	2493	2492	50.01	49.99
2	15	2013	6	8	4981	11.04	148	45138	2491	2490	50.01	49.99
3	15	2013	6	8	4980	11.03	149	45138	2490	2490	50.00	50.00
1	28	2013	2	8	4979	11.03	150	45138	2490	2489	50.01	49.99
5	3	2013	6	8	4979	11.03	151	45138	2490	2489	50.01	49.99
7	10	2013	4	8	4977	11.03	152	45138	2489	2488	50.01	49.99
3	7	2013	5	8	4976	11.02	153	45138	2488	2488	50.00	50.00
10	4	2013	6	8	4976	11.02	154	45138	2488	2488	50.00	50.00
11	19	2013	3	8	4976	11.02	155	45138	2488	2488	50.00	50.00
4	2	2013	3	18	4973	11.02	156	45138	2487	2486	50.01	49.99
7	23	2013	3	8	4973	11.02	157	45138	2487	2486	50.01	49.99
10	2	2013	4	8	4973	11.02	158	45138	2487	2486	50.01	49.99
10	14	2013	2	8	4973	11.02	159	45138	2487	2486	50.01	49.99
4	10	2013	4	8	4971	11.01	160	45138	2486	2485	50.01	49.99
8	20	2013	3	8	4969	11.01	161	45138	2485	2484	50.01	49.99
1	29	2013	3	8	4965	11.00	162	45138	2483	2482	50.01	49.99
1	7	2013	2	8	4964	11.00	163	45138	2482	2482	50.00	50.00
3	26	2013	3	18	4960	10.99	164	45138	2480	2480	50.00	50.00
12	18	2013	4	8	4960	10.99	165	45138	2480	2480	50.00	50.00
4	26	2013	6	8	4948	10.96	166	45138	2474	2474	50.00	50.00
12	5	2013	5	8	4948	10.96	167	45138	2474	2474	50.00	50.00
5	30	2013	5	8	4945	10.96	168	45138	2473	2472	50.01	49.99
12	18	2013	4	18	4945	10.96	169	45138	2473	2472	50.01	49.99
11	19	2013	3	18	4941	10.95	170	45138	2471	2470	50.01	49.99
7	24	2013	4	8	4940	10.94	171	45138	2470	2470	50.00	50.00
4	5	2013	6	8	4939	10.94	172	45138	2470	2469	50.01	49.99
8	15	2013	5	8	4939	10.94	173	45138	2470	2469	50.01	49.99
6	26	2013	4	8	4937	10.94	174	45138	2469	2468	50.01	49.99
10	23	2013	4	18	4930	10.92	175	45138	2465	2465	50.00	50.00
11	25	2013	2	18	4925	10.91	176	45138	2463	2462	50.01	49.99


MO	DY	YR	DAY OF WK	HR	HR VOL	PERCENT OF AADT	HOUR NUMBER	AADT	NORTH VOLUME	SOUTH VOLUME	PERCENT NORTH IS OF TOTAL VOLUME	PERCENT SOUTH IS OF TOTAL VOLUME
9	20	2013	6	8	4924	10.91	177	45138	2462	2462	50.00	50.00
6	7	2013	6	8	4922	10.90	178	45138	2461	2461	50.00	50.00
6	20	2013	5	8	4919	10.90	179	45138	2460	2459	50.01	49.99
8	6	2013	3	8	4915	10.89	180	45138	2458	2457	50.01	49.99
10	28	2013	2	18	4915	10.89	181	45138	2458	2457	50.01	49.99
9	19	2013	5	8	4912	10.88	182	45138	2456	2456	50.00	50.00
12	6	2013	6	8	4912	10.88	183	45138	2456	2456	50.00	50.00
7	2	2013	3	8	4911	10.88	184	45138	2456	2455	50.01	49.99
2	14	2013	5	8	4909	10.88	185	45138	2455	2454	50.01	49.99
1	10	2013	5	8	4908	10.87	186	45138	2454	2454	50.00	50.00
10	17	2013	5	18	4903	10.86	187	45138	2452	2451	50.01	49.99
10	15	2013	3	18	4899	10.85	188	45138	2450	2449	50.01	49.99
7	31	2013	4	8	4898	10.85	189	45138	2449	2449	50.00	50.00
11	21	2013	5	9	4898	10.85	190	45138	2449	2449	50.00	50.00
3	5	2013	3	18	4893	10.84	191	45138	2447	2446	50.01	49.99
7	25	2013	5	8	4893	10.84	192	45138	2447	2446	50.01	49.99
11	14	2013	5	8	4890	10.83	193	45138	2445	2445	50.00	50.00
7	12	2013	6	8	4889	10.83	194	45138	2445	2444	50.01	49.99
7	22	2013	2	8	4888	10.83	195	45138	2444	2444	50.00	50.00
7	8	2013	2	8	4887	10.83	196	45138	2444	2443	50.01	49.99
8	19	2013	2	8	4886	10.82	197	45138	2443	2443	50.00	50.00
4	29	2013	2	8	4883	10.82	198	45138	2442	2441	50.01	49.99
6	27	2013	5	18	4883	10.82	199	45138	2442	2441	50.01	49.99
10	30	2013	4	18	4882	10.82	200	45138	2441	2441	50.00	50.00

SR 285 MP 0.39 E WENATCHEE BRIDGE ADC SITE S103
K FOR PEAK 200 HOURS OF 2013

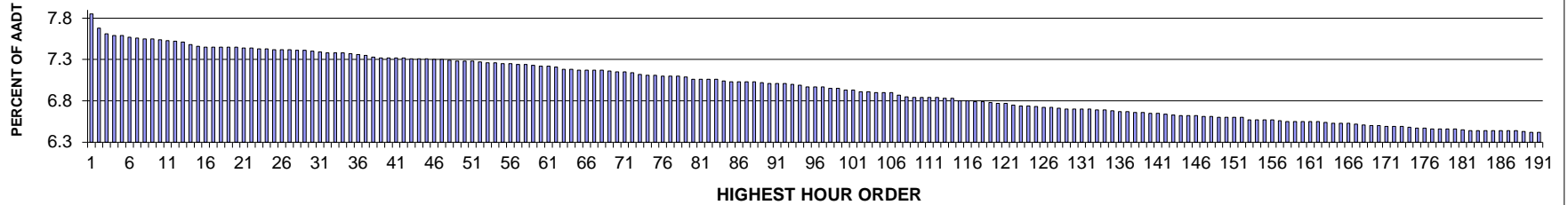


AADT= 0 K 30 FACTOR= 0.00 K 100 FACTOR= 0.00 K 200 FACTOR= 0.00 D 30 FACTOR= 0.00

SR 285 MP 0.39 E WENATCHEE BRIDGE ADC SITE S103
D % IN THE PEAK 200 HOURS OF 2013

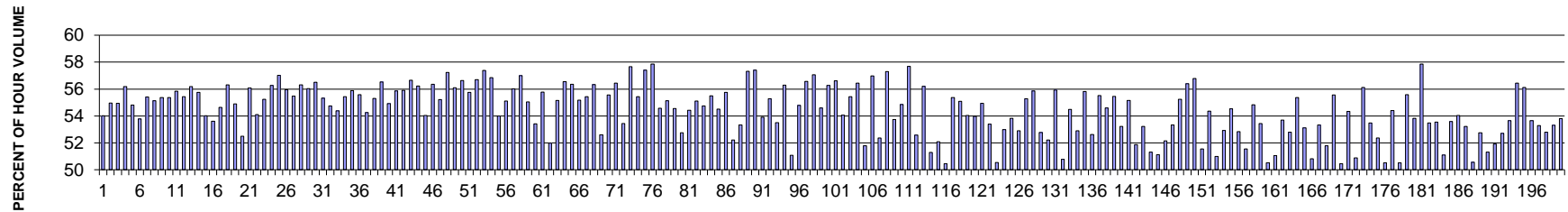


SR 005 MP 179.88 N/O 220TH ST SW I/C ADC SITE S189
K FOR PEAK 200 HOURS OF 2013



AADT= 196912 K 30 FACTOR= 7.40 K 100 FACTOR= 6.93 K 200 FACTOR= 6.36 D 30 FACTOR= 56.50

SR 005 MP 179.88 N/O 220TH ST SW I/C ADC SITE S189
D % IN THE PEAK 200 HOURS OF 2013



MO	DY	YR	DAY OF WK	HR	HR VOL	PERCENT OF AADT	HOUR NUMBER	AADT	NORTH VOLUME	SOUTH VOLUME	PERCENT NORTH IS OF TOTAL VOLUME	PERCENT SOUTH IS OF TOTAL VOLUME
2	14	2013	5	17	15463	7.85	1	196912	8351	7112	54.01	45.99
2	8	2013	6	16	15116	7.68	2	196912	8307	6809	54.96	45.04
1	3	2013	5	17	14986	7.61	3	196912	8233	6753	54.94	45.06
2	21	2013	5	17	14945	7.59	4	196912	8398	6547	56.19	43.81
2	7	2013	5	18	14939	7.59	5	196912	8189	6750	54.82	45.18
2	14	2013	5	18	14906	7.57	6	196912	8016	6890	53.78	46.22
2	14	2013	5	16	14879	7.56	7	196912	8246	6633	55.42	44.58
1	31	2013	5	17	14874	7.55	8	196912	8202	6672	55.14	44.86
2	22	2013	6	16	14858	7.55	9	196912	8227	6631	55.37	44.63
1	4	2013	6	16	14849	7.54	10	196912	8224	6625	55.38	44.62
2	12	2013	3	18	14826	7.53	11	196912	8279	6547	55.84	44.16
2	1	2013	6	17	14809	7.52	12	196912	8210	6599	55.44	44.56

MO	DY	YR	DAY OF WK	HR	HR VOL	PERCENT OF AADT	HOUR NUMBER	AADT	NORTH VOLUME	SOUTH VOLUME	PERCENT NORTH IS OF TOTAL VOLUME	PERCENT SOUTH IS OF TOTAL VOLUME
2	26	2013	3	18	14796	7.51	13	196912	8313	6483	56.18	43.82
2	12	2013	3	17	14736	7.48	14	196912	8215	6521	55.75	44.25
2	1	2013	6	18	14689	7.46	15	196912	7935	6754	54.02	45.98
2	18	2013	2	16	14679	7.45	16	196912	7871	6808	53.62	46.38
1	15	2013	3	18	14674	7.45	17	196912	8016	6658	54.63	45.37
2	26	2013	3	17	14672	7.45	18	196912	8264	6408	56.32	43.68
2	28	2013	5	17	14671	7.45	19	196912	8053	6618	54.89	45.11
2	8	2013	6	17	14670	7.45	20	196912	7700	6970	52.49	47.51
2	13	2013	4	18	14655	7.44	21	196912	8218	6437	56.08	43.92
1	11	2013	6	18	14651	7.44	22	196912	7926	6725	54.10	45.90
2	21	2013	5	18	14635	7.43	23	196912	8084	6551	55.24	44.76
2	21	2013	5	16	14623	7.43	24	196912	8229	6394	56.27	43.73
2	11	2013	2	17	14620	7.42	25	196912	8336	6284	57.02	42.98
1	3	2013	5	16	14614	7.42	26	196912	8175	6439	55.94	44.06
1	4	2013	6	17	14608	7.42	27	196912	8105	6503	55.48	44.52
2	11	2013	2	18	14600	7.41	28	196912	8223	6377	56.32	43.68
2	28	2013	5	18	14586	7.41	29	196912	8172	6414	56.03	43.97
1	22	2013	3	17	14575	7.40	30	196912	8235	6340	56.50	43.50
1	24	2013	5	17	14558	7.39	31	196912	8053	6505	55.32	44.68
2	8	2013	6	18	14541	7.38	32	196912	7961	6580	54.75	45.25
2	22	2013	6	17	14534	7.38	33	196912	7903	6631	54.38	45.62
2	1	2013	6	16	14523	7.38	34	196912	8052	6471	55.44	44.56
2	19	2013	3	18	14520	7.37	35	196912	8115	6405	55.89	44.11
1	2	2013	4	18	14492	7.36	36	196912	8055	6437	55.58	44.42
2	13	2013	4	17	14471	7.35	37	196912	7850	6621	54.25	45.75
2	7	2013	5	17	14441	7.33	38	196912	7987	6454	55.31	44.69
1	24	2013	5	16	14419	7.32	39	196912	8151	6268	56.53	43.47
1	18	2013	6	16	14413	7.32	40	196912	7916	6497	54.92	45.08
1	25	2013	6	16	14412	7.32	41	196912	8050	6362	55.86	44.14
1	4	2013	6	18	14409	7.32	42	196912	8056	6353	55.91	44.09
1	3	2013	5	18	14404	7.31	43	196912	8161	6243	56.66	43.34
1	22	2013	3	18	14398	7.31	44	196912	8095	6303	56.22	43.78
1	21	2013	2	16	14388	7.31	45	196912	7774	6614	54.03	45.97
2	26	2013	3	16	14378	7.30	46	196912	8104	6274	56.36	43.64
1	17	2013	5	17	14377	7.30	47	196912	7940	6437	55.23	44.77
1	7	2013	2	17	14363	7.29	48	196912	8221	6142	57.24	42.76
1	11	2013	6	17	14344	7.28	49	196912	8046	6298	56.09	43.91
2	25	2013	2	18	14335	7.28	50	196912	8118	6217	56.63	43.37
2	7	2013	5	16	14330	7.28	51	196912	7991	6339	55.76	44.24
2	12	2013	3	16	14325	7.27	52	196912	8124	6201	56.71	43.29
2	11	2013	2	16	14298	7.26	53	196912	8204	6094	57.38	42.62


MO	DY	YR	DAY OF WK	HR	HR VOL	PERCENT OF AADT	HOUR NUMBER	AADT	NORTH VOLUME	SOUTH VOLUME	PERCENT NORTH IS OF TOTAL VOLUME	PERCENT SOUTH IS OF TOTAL VOLUME
2	13	2013	4	16	14292	7.26	54	196912	8125	6167	56.85	43.15
1	21	2013	2	17	14284	7.25	55	196912	7713	6571	54.00	46.00
1	18	2013	6	17	14275	7.25	56	196912	7867	6408	55.11	44.89
1	14	2013	2	18	14263	7.24	57	196912	7990	6273	56.02	43.98
1	31	2013	5	16	14262	7.24	58	196912	8130	6132	57.00	43.00
2	4	2013	2	18	14237	7.23	59	196912	7838	6399	55.05	44.95
2	15	2013	6	16	14218	7.22	60	196912	7595	6623	53.42	46.58
1	10	2013	5	17	14209	7.22	61	196912	7925	6284	55.77	44.23
2	18	2013	2	17	14198	7.21	62	196912	7380	6818	51.98	48.02
1	31	2013	5	18	14131	7.18	63	196912	7793	6338	55.15	44.85
1	11	2013	6	16	14130	7.18	64	196912	7990	6140	56.55	43.45
1	17	2013	5	16	14117	7.17	65	196912	7957	6160	56.36	43.64
2	6	2013	4	17	14117	7.17	66	196912	7788	6329	55.17	44.83
2	25	2013	2	17	14116	7.17	67	196912	7825	6291	55.43	44.57
1	14	2013	2	17	14115	7.17	68	196912	7953	6162	56.34	43.66
2	1	2013	6	15	14096	7.16	69	196912	7416	6680	52.61	47.39
1	30	2013	4	17	14085	7.15	70	196912	7827	6258	55.57	44.43
1	29	2013	3	17	14077	7.15	71	196912	7945	6132	56.44	43.56
1	4	2013	6	15	14068	7.14	72	196912	7517	6551	53.43	46.57
1	22	2013	3	16	14011	7.12	73	196912	8080	5931	57.67	42.33
1	10	2013	5	18	14010	7.11	74	196912	7767	6243	55.44	44.56
2	25	2013	2	16	14000	7.11	75	196912	8037	5963	57.41	42.59
2	4	2013	2	16	13974	7.10	76	196912	8084	5890	57.85	42.15
2	27	2013	4	17	13973	7.10	77	196912	7625	6348	54.57	45.43
2	20	2013	4	17	13972	7.10	78	196912	7703	6269	55.13	44.87
2	19	2013	3	17	13967	7.09	79	196912	7620	6347	54.56	45.44
1	16	2013	4	18	13911	7.06	80	196912	7338	6573	52.75	47.25
1	17	2013	5	18	13911	7.06	81	196912	7572	6339	54.43	45.57
2	19	2013	3	16	13899	7.06	82	196912	7661	6238	55.12	44.88
2	4	2013	2	17	13895	7.06	83	196912	7608	6287	54.75	45.25
2	27	2013	4	16	13865	7.04	84	196912	7694	6171	55.49	44.51
2	20	2013	4	18	13846	7.03	85	196912	7549	6297	54.52	45.48
1	30	2013	4	18	13844	7.03	86	196912	7718	6126	55.75	44.25
2	8	2013	6	15	13838	7.03	87	196912	7225	6613	52.21	47.79
1	18	2013	6	15	13837	7.03	88	196912	7379	6458	53.33	46.67
1	7	2013	2	16	13822	7.02	89	196912	7924	5898	57.33	42.67
1	2	2013	4	16	13804	7.01	90	196912	7923	5881	57.40	42.60
2	5	2013	3	18	13801	7.01	91	196912	7442	6359	53.92	46.08
2	28	2013	5	16	13799	7.01	92	196912	7628	6171	55.28	44.72
1	25	2013	6	15	13787	7.00	93	196912	7378	6409	53.51	46.49
2	6	2013	4	16	13765	6.99	94	196912	7748	6017	56.29	43.71

MO	DY	YR	DAY OF WK	HR	HR VOL	PERCENT OF AADT	HOUR NUMBER	AADT	NORTH VOLUME	SOUTH VOLUME	PERCENT NORTH IS OF TOTAL VOLUME	PERCENT SOUTH IS OF TOTAL VOLUME
2	2	2013	7	17	13726	6.97	95	196912	7011	6715	51.08	48.92
2	20	2013	4	16	13725	6.97	96	196912	7521	6204	54.80	45.20
1	10	2013	5	16	13715	6.97	97	196912	7760	5955	56.58	43.42
1	2	2013	4	17	13681	6.95	98	196912	7806	5875	57.06	42.94
2	27	2013	4	18	13677	6.95	99	196912	7466	6211	54.59	45.41
1	29	2013	3	18	13655	6.93	100	196912	7685	5970	56.28	43.72
1	14	2013	2	16	13641	6.93	101	196912	7722	5919	56.61	43.39
1	18	2013	6	18	13605	6.91	102	196912	7355	6250	54.06	45.94
1	7	2013	2	18	13602	6.91	103	196912	7539	6063	55.43	44.57
1	30	2013	4	16	13588	6.90	104	196912	7671	5917	56.45	43.55
1	21	2013	2	18	13587	6.90	105	196912	7037	6550	51.79	48.21
1	15	2013	3	16	13585	6.90	106	196912	7741	5844	56.98	43.02
2	9	2013	7	17	13519	6.87	107	196912	7079	6440	52.36	47.64
1	16	2013	4	17	13498	6.85	108	196912	7736	5762	57.31	42.69
2	15	2013	6	17	13478	6.84	109	196912	7242	6236	53.73	46.27
2	8	2013	6	19	13476	6.84	110	196912	7392	6084	54.85	45.15
1	16	2013	4	16	13468	6.84	111	196912	7770	5698	57.69	42.31
2	18	2013	2	18	13468	6.84	112	196912	7081	6387	52.58	47.42
1	28	2013	2	17	13456	6.83	113	196912	7564	5892	56.21	43.79
2	18	2013	2	15	13445	6.83	114	196912	6896	6549	51.29	48.71
2	22	2013	6	15	13396	6.80	115	196912	6978	6418	52.09	47.91
2	15	2013	6	15	13392	6.80	116	196912	6756	6636	50.45	49.55
1	23	2013	4	17	13379	6.79	117	196912	7408	5971	55.37	44.63
1	23	2013	4	18	13378	6.79	118	196912	7371	6007	55.10	44.90
2	14	2013	5	15	13344	6.78	119	196912	7211	6133	54.04	45.96
2	5	2013	3	16	13339	6.77	120	196912	7201	6138	53.98	46.02
2	6	2013	4	18	13339	6.77	121	196912	7330	6009	54.95	45.05
1	11	2013	6	15	13292	6.75	122	196912	7098	6194	53.40	46.60
2	9	2013	7	18	13276	6.74	123	196912	6709	6567	50.53	49.47
1	3	2013	5	15	13264	6.74	124	196912	7029	6235	52.99	47.01
2	23	2013	7	16	13246	6.73	125	196912	7129	6117	53.82	46.18
2	2	2013	7	16	13229	6.72	126	196912	6998	6231	52.90	47.10
1	8	2013	3	17	13228	6.72	127	196912	7312	5916	55.28	44.72
1	15	2013	3	17	13219	6.71	128	196912	7386	5833	55.87	44.13
2	3	2013	1	15	13197	6.70	129	196912	6966	6231	52.78	47.22
2	23	2013	7	18	13196	6.70	130	196912	6889	6307	52.21	47.79
1	28	2013	2	16	13189	6.70	131	196912	7376	5813	55.93	44.07
2	2	2013	7	18	13189	6.70	132	196912	6696	6493	50.77	49.23
1	9	2013	4	17	13165	6.69	133	196912	7174	5991	54.49	45.51
2	23	2013	7	17	13165	6.69	134	196912	6965	6200	52.91	47.09
1	8	2013	3	16	13151	6.68	135	196912	7342	5809	55.83	44.17

MO	DY	YR	DAY OF WK	HR	HR VOL	PERCENT OF AADT	HOUR NUMBER	AADT	NORTH VOLUME	SOUTH VOLUME	PERCENT NORTH IS OF TOTAL VOLUME	PERCENT SOUTH IS OF TOTAL VOLUME
2	10	2013	1	17	13131	6.67	136	196912	6910	6221	52.62	47.38
1	29	2013	3	16	13125	6.67	137	196912	7288	5837	55.53	44.47
2	10	2013	1	16	13120	6.66	138	196912	7163	5957	54.60	45.40
1	28	2013	2	18	13115	6.66	139	196912	7274	5841	55.46	44.54
2	10	2013	1	15	13095	6.65	140	196912	6970	6125	53.23	46.77
1	8	2013	3	18	13087	6.65	141	196912	7218	5869	55.15	44.85
2	16	2013	7	17	13077	6.64	142	196912	6783	6294	51.87	48.13
2	7	2013	5	15	13064	6.63	143	196912	6954	6110	53.23	46.77
2	2	2013	7	15	13039	6.62	144	196912	6690	6349	51.31	48.69
2	15	2013	6	19	13033	6.62	145	196912	6664	6369	51.13	48.87
2	16	2013	7	15	13027	6.62	146	196912	6793	6234	52.15	47.85
2	28	2013	5	15	13021	6.61	147	196912	6945	6076	53.34	46.66
1	9	2013	4	16	13018	6.61	148	196912	7191	5827	55.24	44.76
1	18	2013	6	19	13005	6.60	149	196912	7334	5671	56.39	43.61
2	22	2013	6	19	13005	6.60	150	196912	7385	5620	56.79	43.21
2	9	2013	7	15	13000	6.60	151	196912	6702	6298	51.55	48.45
2	9	2013	7	16	12987	6.60	152	196912	7061	5926	54.37	45.63
2	23	2013	7	15	12941	6.57	153	196912	6600	6341	51.00	49.00
1	24	2013	5	18	12937	6.57	154	196912	6847	6090	52.93	47.07
2	7	2013	5	19	12936	6.57	155	196912	7054	5882	54.53	45.47
2	9	2013	7	13	12929	6.57	156	196912	6097	6832	47.16	52.84
2	16	2013	7	13	12911	6.56	157	196912	6256	6655	48.45	51.55
2	14	2013	5	19	12907	6.55	158	196912	7078	5829	54.84	45.16
2	16	2013	7	16	12905	6.55	159	196912	6897	6008	53.44	46.56
2	2	2013	7	14	12897	6.55	160	196912	6383	6514	49.49	50.51
2	9	2013	7	14	12895	6.55	161	196912	6311	6584	48.94	51.06
1	2	2013	4	15	12888	6.55	162	196912	6921	5967	53.70	46.30
2	15	2013	6	14	12880	6.54	163	196912	6800	6080	52.80	47.20
1	23	2013	4	16	12867	6.53	164	196912	7126	5741	55.38	44.62
2	19	2013	3	15	12859	6.53	165	196912	6831	6028	53.12	46.88
2	22	2013	6	18	12851	6.53	166	196912	6321	6530	49.19	50.81
1	19	2013	7	16	12848	6.52	167	196912	6850	5998	53.32	46.68
2	2	2013	7	13	12819	6.51	168	196912	6180	6639	48.21	51.79
1	4	2013	6	19	12795	6.50	169	196912	7109	5686	55.56	44.44
2	5	2013	3	17	12794	6.50	170	196912	6456	6338	50.46	49.54
2	21	2013	5	15	12784	6.49	171	196912	6946	5838	54.33	45.67
2	16	2013	7	14	12780	6.49	172	196912	6276	6504	49.11	50.89
1	11	2013	6	19	12777	6.49	173	196912	7172	5605	56.13	43.87
1	26	2013	7	17	12751	6.48	174	196912	6821	5930	53.49	46.51
2	20	2013	4	15	12750	6.47	175	196912	6677	6073	52.37	47.63
2	10	2013	1	14	12738	6.47	176	196912	6434	6304	50.51	49.49


MO	DY	YR	DAY OF WK	HR	HR VOL	PERCENT OF AADT	HOUR NUMBER	AADT	NORTH VOLUME	SOUTH VOLUME	PERCENT NORTH IS OF TOTAL VOLUME	PERCENT SOUTH IS OF TOTAL VOLUME
2	11	2013	2	15	12727	6.46	177	196912	6925	5802	54.41	45.59
2	23	2013	7	14	12717	6.46	178	196912	6293	6424	49.48	50.52
2	28	2013	5	19	12714	6.46	179	196912	7066	5648	55.58	44.42
1	26	2013	7	15	12712	6.46	180	196912	6842	5870	53.82	46.18
2	5	2013	3	19	12697	6.45	181	196912	7348	5349	57.87	42.13
2	13	2013	4	15	12690	6.44	182	196912	6785	5905	53.47	46.53
1	16	2013	4	15	12687	6.44	183	196912	6793	5894	53.54	46.46
1	19	2013	7	15	12687	6.44	184	196912	6483	6204	51.10	48.90
2	26	2013	3	15	12686	6.44	185	196912	6798	5888	53.59	46.41
1	17	2013	5	15	12681	6.44	186	196912	6851	5830	54.03	45.97
1	22	2013	3	15	12679	6.44	187	196912	6748	5931	53.22	46.78
1	21	2013	2	15	12678	6.44	188	196912	6410	6268	50.56	49.44
2	1	2013	6	19	12654	6.43	189	196912	6676	5978	52.76	47.24
1	5	2013	7	17	12637	6.42	190	196912	6484	6153	51.31	48.69
1	12	2013	7	17	12636	6.42	191	196912	6559	6077	51.91	48.09
1	19	2013	7	17	12621	6.41	192	196912	6651	5970	52.70	47.30
2	12	2013	3	15	12603	6.40	193	196912	6763	5840	53.66	46.34
1	16	2013	4	19	12588	6.39	194	196912	7106	5482	56.45	43.55
2	19	2013	3	19	12577	6.39	195	196912	7059	5518	56.13	43.87
1	10	2013	5	15	12570	6.38	196	196912	6744	5826	53.65	46.35
2	23	2013	7	13	12561	6.38	197	196912	5868	6693	46.72	53.28
1	9	2013	4	18	12547	6.37	198	196912	6624	5923	52.79	47.21
2	1	2013	6	14	12537	6.37	199	196912	6682	5855	53.30	46.70
1	24	2013	5	15	12521	6.36	200	196912	6736	5785	53.80	46.20

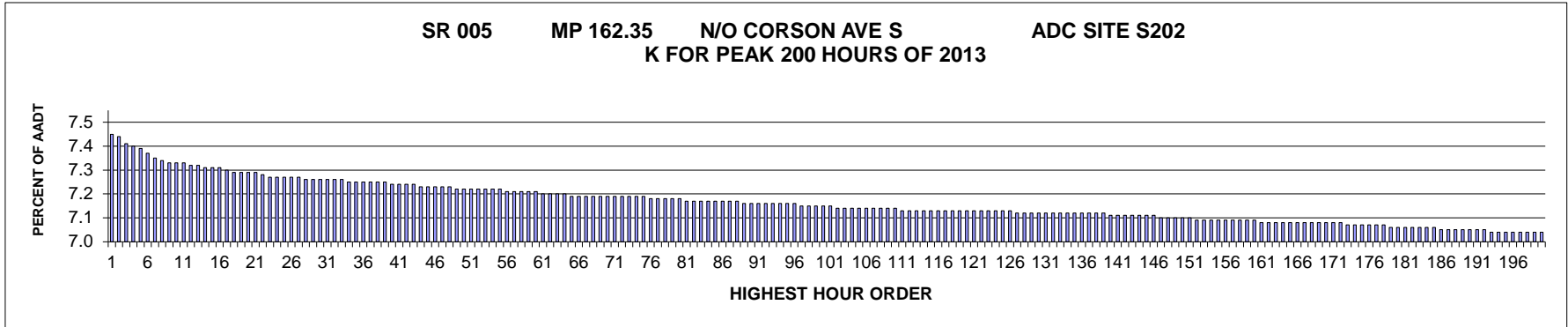
SR 005 MP 155.69 N/O I-405/SR 518 I/C ADC SITE S201
K FOR PEAK 200 HOURS OF 2013



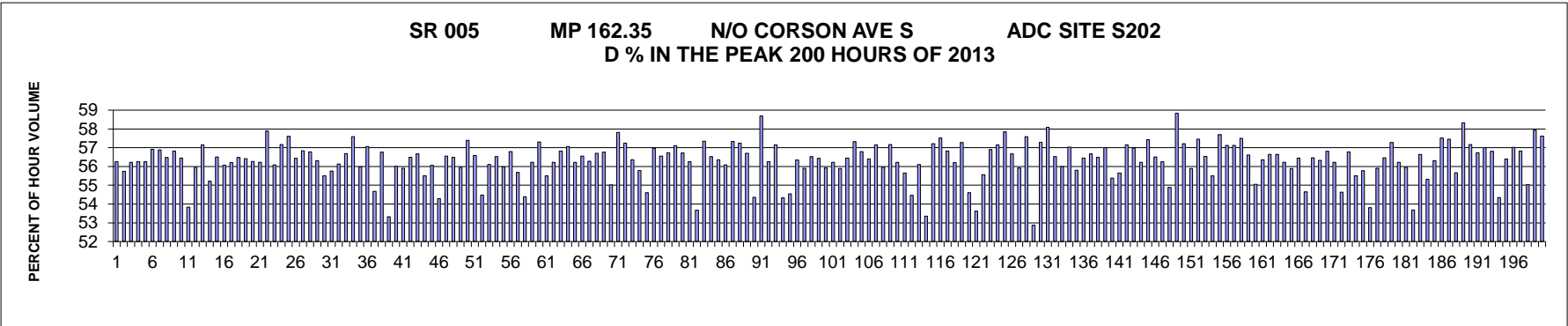
AADT= 0 K 30 FACTOR= 0.00 K 100 FACTOR= 0.00 K 200 FACTOR= 0.00 D 30 FACTOR= 0.00

SR 005 MP 155.69 N/O I-405/SR 518 I/C ADC SITE S201
D % IN THE PEAK 200 HOURS OF 2013





AADT= 226212 K 30 FACTOR= 7.26 K 100 FACTOR= 7.15 K 200 FACTOR= 7.04 D 30 FACTOR= 55.51



MO	DY	YR	DAY OF WK	HR	HR VOL	PERCENT OF AADT	HOUR NUMBER	AADT	NORTH VOLUME	SOUTH VOLUME	PERCENT NORTH IS OF TOTAL VOLUME	PERCENT SOUTH IS OF TOTAL VOLUME
9	27	2013	6	16	16860	7.45	1	226212	7376	9484	43.75	56.25
3	15	2013	6	16	16834	7.44	2	226212	7450	9384	44.26	55.74
10	11	2013	6	16	16751	7.41	3	226212	7333	9418	43.78	56.22
3	15	2013	6	17	16746	7.40	4	226212	7324	9422	43.74	56.26
2	8	2013	6	16	16709	7.39	5	226212	7309	9400	43.74	56.26
6	21	2013	6	16	16665	7.37	6	226212	7181	9484	43.09	56.91
11	1	2013	6	16	16616	7.35	7	226212	7164	9452	43.12	56.88
4	26	2013	6	16	16610	7.34	8	226212	7229	9381	43.52	56.48
6	7	2013	6	16	16592	7.33	9	226212	7163	9429	43.17	56.83
6	27	2013	5	16	16583	7.33	10	226212	7222	9361	43.55	56.45
4	8	2013	2	17	16582	7.33	11	226212	7654	8928	46.16	53.84
4	11	2013	5	17	16557	7.32	12	226212	7292	9265	44.04	55.96

MO	DY	YR	DAY OF WK	HR	HR VOL	PERCENT OF AADT	HOUR NUMBER	AADT	NORTH VOLUME	SOUTH VOLUME	PERCENT NORTH IS OF TOTAL VOLUME	PERCENT SOUTH IS OF TOTAL VOLUME
10	11	2013	6	17	16554	7.32	13	226212	7092	9462	42.84	57.16
6	7	2013	6	17	16537	7.31	14	226212	7405	9132	44.78	55.22
4	17	2013	4	16	16532	7.31	15	226212	7190	9342	43.49	56.51
6	6	2013	5	16	16529	7.31	16	226212	7259	9270	43.92	56.08
4	17	2013	4	17	16508	7.30	17	226212	7229	9279	43.79	56.21
10	4	2013	6	16	16501	7.29	18	226212	7181	9320	43.52	56.48
2	8	2013	6	17	16492	7.29	19	226212	7187	9305	43.58	56.42
2	15	2013	6	16	16489	7.29	20	226212	7210	9279	43.73	56.27
10	15	2013	3	16	16481	7.29	21	226212	7216	9265	43.78	56.22
10	31	2013	5	16	16465	7.28	22	226212	6933	9532	42.11	57.89
2	14	2013	5	16	16453	7.27	23	226212	7225	9228	43.91	56.09
7	11	2013	5	16	16450	7.27	24	226212	7045	9405	42.83	57.17
7	12	2013	6	16	16446	7.27	25	226212	6972	9474	42.39	57.61
7	17	2013	4	16	16440	7.27	26	226212	7162	9278	43.56	56.44
4	10	2013	4	16	16437	7.27	27	226212	7095	9342	43.16	56.84
10	30	2013	4	16	16434	7.26	28	226212	7102	9332	43.22	56.78
4	9	2013	3	17	16428	7.26	29	226212	7175	9253	43.68	56.32
9	4	2013	4	16	16419	7.26	30	226212	7305	9114	44.49	55.51
2	21	2013	5	16	16415	7.26	31	226212	7262	9153	44.24	55.76
4	11	2013	5	16	16415	7.26	32	226212	7202	9213	43.87	56.13
3	26	2013	3	17	16412	7.26	33	226212	7108	9304	43.31	56.69
3	14	2013	5	16	16411	7.25	34	226212	6960	9451	42.41	57.59
9	5	2013	5	16	16410	7.25	35	226212	7224	9186	44.02	55.98
4	3	2013	4	17	16405	7.25	36	226212	7045	9360	42.94	57.06
9	27	2013	6	15	16399	7.25	37	226212	7434	8965	45.33	54.67
6	24	2013	2	16	16393	7.25	38	226212	7089	9304	43.24	56.76
4	26	2013	6	15	16392	7.25	39	226212	7651	8741	46.68	53.32
5	10	2013	6	17	16388	7.24	40	226212	7209	9179	43.99	56.01
3	26	2013	3	16	16380	7.24	41	226212	7222	9158	44.09	55.91
3	20	2013	4	16	16378	7.24	42	226212	7125	9253	43.50	56.50
6	17	2013	2	16	16376	7.24	43	226212	7095	9281	43.33	56.67
9	4	2013	4	17	16362	7.23	44	226212	7279	9083	44.49	55.51
6	28	2013	6	16	16355	7.23	45	226212	7187	9168	43.94	56.06
6	11	2013	3	16	16351	7.23	46	226212	7476	8875	45.72	54.28
6	12	2013	4	16	16346	7.23	47	226212	7102	9244	43.45	56.55
5	30	2013	5	16	16344	7.23	48	226212	7109	9235	43.50	56.50
3	22	2013	6	16	16340	7.22	49	226212	7197	9143	44.05	55.95
11	8	2013	6	16	16339	7.22	50	226212	6962	9377	42.61	57.39
11	22	2013	6	16	16331	7.22	51	226212	7089	9242	43.41	56.59
12	13	2013	6	15	16327	7.22	52	226212	7432	8895	45.52	54.48
1	18	2013	6	16	16325	7.22	53	226212	7167	9158	43.90	56.10

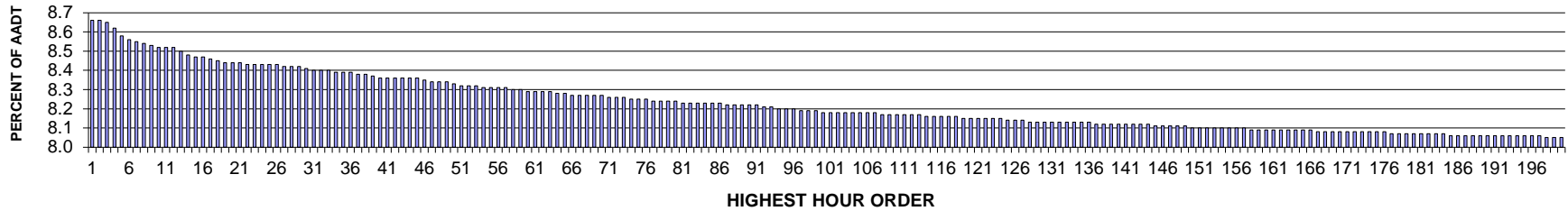
MO	DY	YR	DAY OF WK	HR	HR VOL	PERCENT OF AADT	HOUR NUMBER	AADT	NORTH VOLUME	SOUTH VOLUME	PERCENT NORTH IS OF TOTAL VOLUME	PERCENT SOUTH IS OF TOTAL VOLUME
4	22	2013	2	16	16325	7.22	54	226212	7098	9227	43.48	56.52
3	11	2013	2	17	16323	7.22	55	226212	7186	9137	44.02	55.98
10	22	2013	3	16	16319	7.21	56	226212	7049	9270	43.20	56.80
11	11	2013	2	16	16317	7.21	57	226212	7232	9085	44.32	55.68
7	12	2013	6	15	16315	7.21	58	226212	7442	8873	45.61	54.39
2	22	2013	6	16	16314	7.21	59	226212	7141	9173	43.77	56.23
10	4	2013	6	17	16302	7.21	60	226212	6961	9341	42.70	57.30
1	4	2013	6	16	16295	7.20	61	226212	7252	9043	44.50	55.50
2	26	2013	3	17	16286	7.20	62	226212	7129	9157	43.77	56.23
7	23	2013	3	16	16283	7.20	63	226212	7031	9252	43.18	56.82
10	24	2013	5	17	16276	7.20	64	226212	6988	9288	42.93	57.07
3	8	2013	6	16	16273	7.19	65	226212	7125	9148	43.78	56.22
10	17	2013	5	16	16273	7.19	66	226212	7069	9204	43.44	56.56
1	24	2013	5	16	16272	7.19	67	226212	7114	9158	43.72	56.28
5	2	2013	5	16	16269	7.19	68	226212	7045	9224	43.30	56.70
4	10	2013	4	17	16263	7.19	69	226212	7030	9233	43.23	56.77
3	25	2013	2	16	16261	7.19	70	226212	7313	8948	44.97	55.03
10	16	2013	4	17	16259	7.19	71	226212	6859	9400	42.19	57.81
12	19	2013	5	16	16259	7.19	72	226212	6950	9309	42.75	57.25
5	10	2013	6	16	16257	7.19	73	226212	7095	9162	43.64	56.36
5	28	2013	3	16	16256	7.19	74	226212	7187	9069	44.21	55.79
10	11	2013	6	15	16254	7.19	75	226212	7380	8874	45.40	54.60
4	9	2013	3	16	16253	7.18	76	226212	6992	9261	43.02	56.98
11	12	2013	3	16	16248	7.18	77	226212	7058	9190	43.44	56.56
9	6	2013	6	16	16243	7.18	78	226212	7027	9216	43.26	56.74
3	22	2013	6	17	16236	7.18	79	226212	6963	9273	42.89	57.11
10	24	2013	5	16	16234	7.18	80	226212	7026	9208	43.28	56.72
2	26	2013	3	16	16227	7.17	81	226212	7099	9128	43.75	56.25
2	8	2013	6	15	16224	7.17	82	226212	7517	8707	46.33	53.67
7	16	2013	3	16	16217	7.17	83	226212	6916	9301	42.65	57.35
9	5	2013	5	17	16217	7.17	84	226212	7049	9168	43.47	56.53
2	13	2013	4	17	16215	7.17	85	226212	7076	9139	43.64	56.36
7	19	2013	6	16	16214	7.17	86	226212	7119	9095	43.91	56.09
6	13	2013	5	16	16213	7.17	87	226212	6917	9296	42.66	57.34
7	31	2013	4	16	16210	7.17	88	226212	6930	9280	42.75	57.25
3	11	2013	2	16	16206	7.16	89	226212	7018	9188	43.30	56.70
6	7	2013	6	15	16200	7.16	90	226212	7393	8807	45.64	54.36
9	20	2013	6	16	16200	7.16	91	226212	6692	9508	41.31	58.69
7	3	2013	4	16	16199	7.16	92	226212	7085	9114	43.74	56.26
12	5	2013	5	16	16199	7.16	93	226212	6941	9258	42.85	57.15
3	15	2013	6	15	16197	7.16	94	226212	7397	8800	45.67	54.33

MO	DY	YR	DAY OF WK	HR	HR VOL	PERCENT OF AADT	HOUR NUMBER	AADT	NORTH VOLUME	SOUTH VOLUME	PERCENT NORTH IS OF TOTAL VOLUME	PERCENT SOUTH IS OF TOTAL VOLUME
11	22	2013	6	15	16193	7.16	95	226212	7362	8831	45.46	54.54
4	2	2013	3	16	16188	7.16	96	226212	7068	9120	43.66	56.34
7	22	2013	2	16	16170	7.15	97	226212	7129	9041	44.09	55.91
5	29	2013	4	17	16169	7.15	98	226212	7031	9138	43.48	56.52
2	21	2013	5	17	16167	7.15	99	226212	7043	9124	43.56	56.44
7	9	2013	3	16	16167	7.15	100	226212	7127	9040	44.08	55.92
1	17	2013	5	16	16164	7.15	101	226212	7075	9089	43.77	56.23
9	6	2013	6	17	16160	7.14	102	226212	7128	9032	44.11	55.89
6	21	2013	6	17	16155	7.14	103	226212	7035	9120	43.55	56.45
9	16	2013	2	17	16154	7.14	104	226212	6895	9259	42.68	57.32
9	19	2013	5	17	16154	7.14	105	226212	6979	9175	43.20	56.80
6	25	2013	3	16	16151	7.14	106	226212	7040	9111	43.59	56.41
2	13	2013	4	16	16148	7.14	107	226212	6917	9231	42.84	57.16
1	3	2013	5	16	16145	7.14	108	226212	7112	9033	44.05	55.95
11	4	2013	2	16	16144	7.14	109	226212	6915	9229	42.83	57.17
6	5	2013	4	16	16141	7.14	110	226212	7065	9076	43.77	56.23
5	3	2013	6	16	16140	7.13	111	226212	7157	8983	44.34	55.66
11	8	2013	6	15	16140	7.13	112	226212	7349	8791	45.53	54.47
6	4	2013	3	16	16139	7.13	113	226212	7085	9054	43.90	56.10
6	21	2013	6	15	16137	7.13	114	226212	7528	8609	46.65	53.35
3	14	2013	5	17	16135	7.13	115	226212	6904	9231	42.79	57.21
10	10	2013	5	16	16135	7.13	116	226212	6856	9279	42.49	57.51
6	18	2013	3	16	16134	7.13	117	226212	6965	9169	43.17	56.83
4	8	2013	2	16	16133	7.13	118	226212	7064	9069	43.79	56.21
11	1	2013	6	17	16133	7.13	119	226212	6892	9241	42.72	57.28
10	25	2013	6	15	16129	7.13	120	226212	7322	8807	45.40	54.60
11	1	2013	6	15	16128	7.13	121	226212	7478	8650	46.37	53.63
1	11	2013	6	16	16127	7.13	122	226212	7166	8961	44.43	55.57
10	18	2013	6	16	16126	7.13	123	226212	6950	9176	43.10	56.90
10	21	2013	2	17	16126	7.13	124	226212	6910	9216	42.85	57.15
11	26	2013	3	16	16122	7.13	125	226212	6797	9325	42.16	57.84
9	24	2013	3	16	16120	7.13	126	226212	6984	9136	43.33	56.67
3	20	2013	4	17	16117	7.12	127	226212	7104	9013	44.08	55.92
4	2	2013	3	17	16116	7.12	128	226212	6834	9282	42.41	57.59
7	19	2013	6	15	16116	7.12	129	226212	7594	8522	47.12	52.88
9	16	2013	2	16	16114	7.12	130	226212	6882	9232	42.71	57.29
10	10	2013	5	17	16114	7.12	131	226212	6754	9360	41.91	58.09
11	15	2013	6	16	16114	7.12	132	226212	7007	9107	43.48	56.52
12	31	2013	3	16	16114	7.12	133	226212	7090	9024	44.00	56.00
11	13	2013	4	16	16113	7.12	134	226212	6924	9189	42.97	57.03
4	29	2013	2	16	16112	7.12	135	226212	7121	8991	44.20	55.80

MO	DY	YR	DAY OF WK	HR	HR VOL	PERCENT OF AADT	HOUR NUMBER	AADT	NORTH VOLUME	SOUTH VOLUME	PERCENT NORTH IS OF TOTAL VOLUME	PERCENT SOUTH IS OF TOTAL VOLUME
7	24	2013	4	16	16112		136	226212	7017	9095	43.55	56.45
1	4	2013	6	17	16110	7.12	137	226212	6981	9129	43.33	56.67
3	5	2013	3	17	16098	7.12	138	226212	7005	9093	43.51	56.49
9	9	2013	2	16	16097	7.12	139	226212	6920	9177	42.99	57.01
2	12	2013	3	17	16087	7.11	140	226212	7178	8909	44.62	55.38
4	30	2013	3	16	16086	7.11	141	226212	7133	8953	44.34	55.66
5	31	2013	6	16	16082	7.11	142	226212	6890	9192	42.84	57.16
3	5	2013	3	16	16078	7.11	143	226212	6915	9163	43.01	56.99
10	3	2013	5	16	16078	7.11	144	226212	7039	9039	43.78	56.22
4	29	2013	2	17	16075	7.11	145	226212	6843	9232	42.57	57.43
10	30	2013	4	17	16075	7.11	146	226212	6991	9084	43.49	56.51
2	11	2013	2	17	16067	7.10	147	226212	7029	9038	43.75	56.25
4	3	2013	4	16	16063	7.10	148	226212	7246	8817	45.11	54.89
10	25	2013	6	16	16061	7.10	149	226212	6611	9450	41.16	58.84
6	24	2013	2	17	16054	7.10	150	226212	6870	9184	42.79	57.21
12	9	2013	2	16	16053	7.10	151	226212	7080	8973	44.10	55.90
6	19	2013	4	16	16046	7.09	152	226212	6828	9218	42.55	57.45
1	9	2013	4	17	16043	7.09	153	226212	6972	9071	43.46	56.54
1	25	2013	6	16	16033	7.09	154	226212	7135	8898	44.50	55.50
7	18	2013	5	16	16033	7.09	155	226212	6782	9251	42.30	57.70
2	12	2013	3	16	16031	7.09	156	226212	6874	9157	42.88	57.12
1	3	2013	5	17	16030	7.09	157	226212	6873	9157	42.88	57.12
1	22	2013	3	16	16030	7.09	158	226212	6813	9217	42.50	57.50
4	15	2013	2	16	16030	7.09	159	226212	6955	9075	43.39	56.61
6	11	2013	3	17	16030	7.09	160	226212	7206	8824	44.95	55.05
11	6	2013	4	16	16024	7.08	161	226212	6993	9031	43.64	56.36
5	14	2013	3	16	16022	7.08	162	226212	6946	9076	43.35	56.65
7	8	2013	2	16	16022	7.08	163	226212	6946	9076	43.35	56.65
4	24	2013	4	16	16021	7.08	164	226212	7013	9008	43.77	56.23
6	14	2013	6	15	16021	7.08	165	226212	7066	8955	44.10	55.90
3	18	2013	2	16	16020	7.08	166	226212	6976	9044	43.55	56.45
9	20	2013	6	15	16016	7.08	167	226212	7263	8753	45.35	54.65
1	22	2013	3	17	16015	7.08	168	226212	6973	9042	43.54	56.46
6	25	2013	3	17	16015	7.08	169	226212	6994	9021	43.67	56.33
1	31	2013	5	16	16014	7.08	170	226212	6917	9097	43.19	56.81
10	2	2013	4	17	16007	7.08	171	226212	7006	9001	43.77	56.23
6	27	2013	5	15	16005	7.08	172	226212	7262	8743	45.37	54.63
11	19	2013	3	16	16003	7.07	173	226212	6917	9086	43.22	56.78
10	9	2013	4	16	15999	7.07	174	226212	7120	8879	44.50	55.50
6	10	2013	2	16	15995	7.07	175	226212	7075	8920	44.23	55.77
5	10	2013	6	15	15993	7.07	176	226212	7389	8604	46.20	53.80

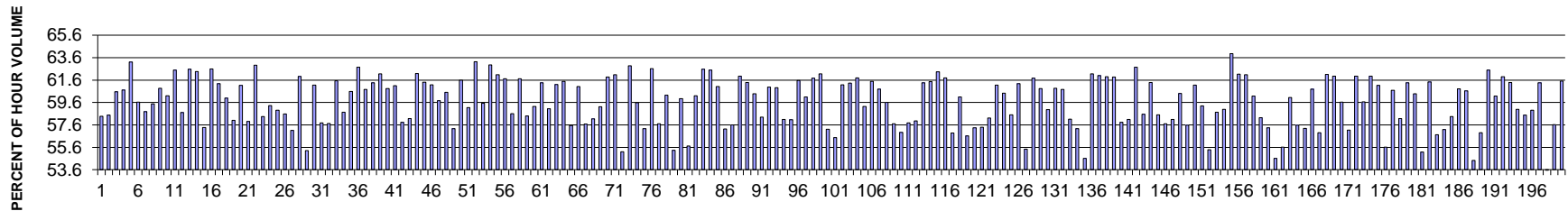
MO	DY	YR	DAY OF WK	HR	HR VOL	PERCENT OF AADT	HOUR NUMBER	AADT	NORTH VOLUME	SOUTH VOLUME	PERCENT NORTH IS OF TOTAL VOLUME	PERCENT SOUTH IS OF TOTAL VOLUME
7	2	2013	3	16	15988	7.07	177	226212	7049	8939	44.09	55.91
11	27	2013	4	15	15985	7.07	178	226212	6958	9027	43.53	56.47
3	28	2013	5	16	15977	7.06	179	226212	6825	9152	42.72	57.28
4	25	2013	5	16	15977	7.06	180	226212	6993	8984	43.77	56.23
2	7	2013	5	16	15968	7.06	181	226212	7034	8934	44.05	55.95
4	17	2013	4	18	15967	7.06	182	226212	7396	8571	46.32	53.68
4	3	2013	4	18	15962	7.06	183	226212	6921	9041	43.36	56.64
9	25	2013	4	16	15962	7.06	184	226212	7130	8832	44.67	55.33
5	30	2013	5	17	15961	7.06	185	226212	6972	8989	43.68	56.32
7	2	2013	3	17	15959	7.05	186	226212	6780	9179	42.48	57.52
10	21	2013	2	16	15958	7.05	187	226212	6790	9168	42.55	57.45
9	27	2013	6	17	15953	7.05	188	226212	7072	8881	44.33	55.67
12	13	2013	6	16	15953	7.05	189	226212	6647	9306	41.67	58.33
10	28	2013	2	16	15950	7.05	190	226212	6832	9118	42.83	57.17
10	1	2013	3	17	15944	7.05	191	226212	6897	9047	43.26	56.74
10	8	2013	3	16	15940	7.05	192	226212	6854	9086	43.00	57.00
2	4	2013	2	16	15933	7.04	193	226212	6881	9052	43.19	56.81
6	28	2013	6	15	15921	7.04	194	226212	7269	8652	45.66	54.34
9	24	2013	3	17	15919	7.04	195	226212	6940	8979	43.60	56.40
10	29	2013	3	16	15918	7.04	196	226212	6841	9077	42.98	57.02
4	23	2013	3	16	15917	7.04	197	226212	6872	9045	43.17	56.83
10	9	2013	4	17	15917	7.04	198	226212	7157	8760	44.96	55.04
12	30	2013	2	16	15916	7.04	199	226212	6695	9221	42.06	57.94
11	13	2013	4	17	15915	7.04	200	226212	6745	9170	42.38	57.62

**SR 090 MP 10.82 E/O I-405 I/C ADC SITE S203
K FOR PEAK 200 HOURS OF 2013**



AADT= 145609 K 30 FACTOR= 8.41 K 100 FACTOR= 8.18 K 200 FACTOR= 8.05 D 30 FACTOR= 61.14

**SR 090 MP 10.82 E/O I-405 I/C ADC SITE S203
D % IN THE PEAK 200 HOURS OF 2013**



MO	DY	YR	DAY OF WK	HR	HR VOL	PERCENT OF AADT	HOUR NUMBER	AADT	EAST VOLUME	WEST VOLUME	PERCENT EAST IS OF TOTAL VOLUME	PERCENT WEST IS OF TOTAL VOLUME
5	10	2013	6	17	12610	8.66	1	145609	7360	5250	58.37	41.63
5	17	2013	6	17	12603	8.66	2	145609	7369	5234	58.47	41.53
4	2	2013	3	18	12597	8.65	3	145609	7630	4967	60.57	39.43
2	14	2013	5	18	12550	8.62	4	145609	7619	4931	60.71	39.29
5	23	2013	5	18	12488	8.58	5	145609	7894	4594	63.21	36.79
6	7	2013	6	17	12460	8.56	6	145609	7431	5029	59.64	40.36
6	14	2013	6	17	12452	8.55	7	145609	7319	5133	58.78	41.22
10	25	2013	6	17	12442	8.54	8	145609	7399	5043	59.47	40.53
2	15	2013	6	18	12426	8.53	9	145609	7564	4862	60.87	39.13
5	10	2013	6	18	12413	8.52	10	145609	7474	4939	60.21	39.79
6	27	2013	5	18	12413	8.52	11	145609	7756	4657	62.48	37.52
6	21	2013	6	17	12401	8.52	12	145609	7279	5122	58.70	41.30

MO	DY	YR	DAY OF WK	HR	HR VOL	PERCENT OF AADT	HOUR NUMBER	AADT	EAST VOLUME	WEST VOLUME	PERCENT EAST IS OF TOTAL VOLUME	PERCENT WEST IS OF TOTAL VOLUME
2	7	2013	5	18	12372	8.50	13	145609	7742	4630	62.58	37.42
10	25	2013	6	18	12354	8.48	14	145609	7705	4649	62.37	37.63
8	23	2013	6	17	12331	8.47	15	145609	7073	5258	57.36	42.64
8	1	2013	5	18	12326	8.47	16	145609	7716	4610	62.60	37.40
5	2	2013	5	18	12315	8.46	17	145609	7547	4768	61.28	38.72
5	31	2013	6	17	12305	8.45	18	145609	7380	4925	59.98	40.02
4	26	2013	6	17	12294	8.44	19	145609	7131	5163	58.00	42.00
5	22	2013	4	18	12293	8.44	20	145609	7514	4779	61.12	38.88
3	29	2013	6	17	12292	8.44	21	145609	7118	5174	57.91	42.09
9	20	2013	6	18	12282	8.43	22	145609	7729	4553	62.93	37.07
2	8	2013	6	17	12281	8.43	23	145609	7166	5115	58.35	41.65
4	17	2013	4	18	12277	8.43	24	145609	7283	4994	59.32	40.68
8	9	2013	6	17	12275	8.43	25	145609	7230	5045	58.90	41.10
10	18	2013	6	17	12272	8.43	26	145609	7189	5083	58.58	41.42
2	14	2013	5	17	12267	8.42	27	145609	7006	5261	57.11	42.89
5	17	2013	6	18	12263	8.42	28	145609	7593	4670	61.92	38.08
6	7	2013	6	16	12258	8.42	29	145609	6780	5478	55.31	44.69
4	30	2013	3	18	12243	8.41	30	145609	7485	4758	61.14	38.86
5	24	2013	6	16	12234	8.40	31	145609	7067	5167	57.77	42.23
2	15	2013	6	17	12227	8.40	32	145609	7059	5168	57.73	42.27
3	12	2013	3	18	12224	8.40	33	145609	7524	4700	61.55	38.45
7	12	2013	6	17	12220	8.39	34	145609	7178	5042	58.74	41.26
7	12	2013	6	18	12219	8.39	35	145609	7403	4816	60.59	39.41
10	4	2013	6	18	12216	8.39	36	145609	7666	4550	62.75	37.25
9	24	2013	3	18	12205	8.38	37	145609	7416	4789	60.76	39.24
10	30	2013	4	18	12196	8.38	38	145609	7485	4711	61.37	38.63
11	8	2013	6	18	12191	8.37	39	145609	7577	4614	62.15	37.85
4	3	2013	4	18	12179	8.36	40	145609	7408	4771	60.83	39.17
7	29	2013	2	18	12177	8.36	41	145609	7439	4738	61.09	38.91
3	15	2013	6	17	12174	8.36	42	145609	7040	5134	57.83	42.17
7	3	2013	4	17	12171	8.36	43	145609	7080	5091	58.17	41.83
8	22	2013	5	18	12169	8.36	44	145609	7565	4604	62.17	37.83
10	18	2013	6	18	12166	8.36	45	145609	7470	4696	61.40	38.60
3	14	2013	5	18	12155	8.35	46	145609	7437	4718	61.18	38.82
9	27	2013	6	17	12144	8.34	47	145609	7259	4885	59.77	40.23
10	24	2013	5	18	12143	8.34	48	145609	7349	4794	60.52	39.48
4	2	2013	3	17	12138	8.34	49	145609	6950	5188	57.26	42.74
2	26	2013	3	18	12136	8.33	50	145609	7473	4663	61.58	38.42
10	4	2013	6	17	12118	8.32	51	145609	7166	4952	59.14	40.86
8	15	2013	5	18	12117	8.32	52	145609	7662	4455	63.23	36.77
11	1	2013	6	17	12116	8.32	53	145609	7212	4904	59.52	40.48

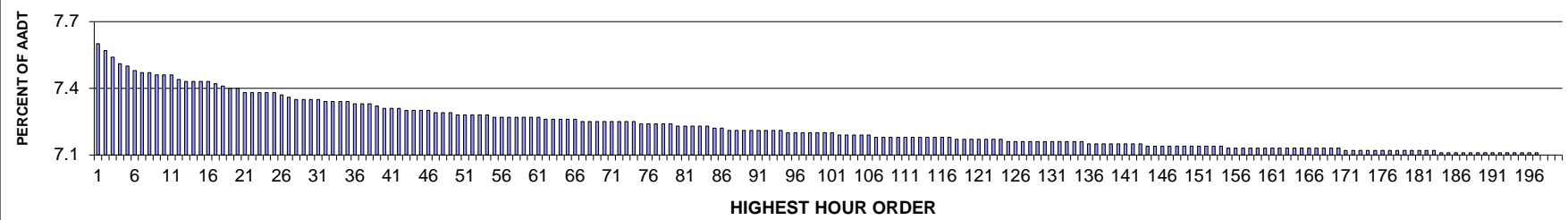
MO	DY	YR	DAY OF WK	HR	HR VOL	PERCENT OF AADT	HOUR NUMBER	AADT	EAST VOLUME	WEST VOLUME	PERCENT EAST IS OF TOTAL VOLUME	PERCENT WEST IS OF TOTAL VOLUME
4	23	2013	3	18	12099	8.31	54	145609	7617	4482	62.96	37.04
3	5	2013	3	18	12097	8.31	55	145609	7511	4586	62.09	37.91
3	28	2013	5	18	12096	8.31	56	145609	7464	4632	61.71	38.29
6	18	2013	3	17	12096	8.31	57	145609	7088	5008	58.60	41.40
8	14	2013	4	18	12088	8.30	58	145609	7461	4627	61.72	38.28
5	3	2013	6	17	12084	8.30	59	145609	7057	5027	58.40	41.60
6	7	2013	6	18	12076	8.29	60	145609	7154	4922	59.24	40.76
4	16	2013	3	18	12074	8.29	61	145609	7408	4666	61.35	38.65
10	11	2013	6	17	12069	8.29	62	145609	7125	4944	59.04	40.96
4	25	2013	5	18	12067	8.29	63	145609	7386	4681	61.21	38.79
4	24	2013	4	18	12057	8.28	64	145609	7413	4644	61.48	38.52
10	24	2013	5	17	12051	8.28	65	145609	6935	5116	57.55	42.45
5	30	2013	5	18	12045	8.27	66	145609	7349	4696	61.01	38.99
8	22	2013	5	17	12045	8.27	67	145609	6948	5097	57.68	42.32
7	26	2013	6	17	12043	8.27	68	145609	7000	5043	58.13	41.87
9	13	2013	6	17	12037	8.27	69	145609	7129	4908	59.23	40.77
11	1	2013	6	18	12035	8.27	70	145609	7445	4590	61.86	38.14
9	27	2013	6	18	12032	8.26	71	145609	7468	4564	62.07	37.93
5	10	2013	6	16	12030	8.26	72	145609	6640	5390	55.20	44.80
3	26	2013	3	18	12029	8.26	73	145609	7564	4465	62.88	37.12
3	15	2013	6	18	12018	8.25	74	145609	7160	4858	59.58	40.42
4	24	2013	4	17	12009	8.25	75	145609	6877	5132	57.27	42.73
6	26	2013	4	18	12006	8.25	76	145609	7518	4488	62.62	37.38
5	30	2013	5	17	11998	8.24	77	145609	6924	5074	57.71	42.29
8	27	2013	3	18	11998	8.24	78	145609	7229	4769	60.25	39.75
5	3	2013	6	16	11996	8.24	79	145609	6637	5359	55.33	44.67
6	6	2013	5	18	11992	8.24	80	145609	7189	4803	59.95	40.05
5	28	2013	3	17	11987	8.23	81	145609	6679	5308	55.72	44.28
11	8	2013	6	17	11987	8.23	82	145609	7215	4772	60.19	39.81
10	29	2013	3	18	11986	8.23	83	145609	7499	4487	62.56	37.44
10	28	2013	2	18	11985	8.23	84	145609	7490	4495	62.49	37.51
10	16	2013	4	18	11982	8.23	85	145609	7311	4671	61.02	38.98
8	1	2013	5	17	11981	8.23	86	145609	6857	5124	57.23	42.77
5	22	2013	4	17	11969	8.22	87	145609	6894	5075	57.60	42.40
5	31	2013	6	18	11964	8.22	88	145609	7410	4554	61.94	38.06
6	18	2013	3	18	11964	8.22	89	145609	7344	4620	61.38	38.62
3	22	2013	6	18	11963	8.22	90	145609	7225	4738	60.39	39.61
4	3	2013	4	17	11962	8.22	91	145609	6971	4991	58.28	41.72
6	14	2013	6	18	11961	8.21	92	145609	7294	4667	60.98	39.02
3	7	2013	5	18	11960	8.21	93	145609	7287	4673	60.93	39.07
6	10	2013	2	17	11946	8.20	94	145609	6938	5008	58.08	41.92

MO	DY	YR	DAY OF WK	HR	HR VOL	PERCENT OF AADT	HOUR NUMBER	AADT	EAST VOLUME	WEST VOLUME	PERCENT EAST IS OF TOTAL VOLUME	PERCENT WEST IS OF TOTAL VOLUME
5	24	2013	6	17	11942	8.20	95	145609	6934	5008	58.06	41.94
7	17	2013	4	18	11940	8.20	96	145609	7351	4589	61.57	38.43
9	6	2013	6	17	11932	8.19	97	145609	7170	4762	60.09	39.91
3	27	2013	4	18	11927	8.19	98	145609	7366	4561	61.76	38.24
2	12	2013	3	18	11921	8.19	99	145609	7410	4511	62.16	37.84
6	6	2013	5	17	11918	8.18	100	145609	6820	5098	57.22	42.78
5	16	2013	5	17	11916	8.18	101	145609	6729	5187	56.47	43.53
5	20	2013	2	18	11914	8.18	102	145609	7288	4626	61.17	38.83
10	10	2013	5	18	11913	8.18	103	145609	7305	4608	61.32	38.68
5	13	2013	2	18	11911	8.18	104	145609	7361	4550	61.80	38.20
9	13	2013	6	18	11907	8.18	105	145609	7054	4853	59.24	40.76
9	20	2013	6	17	11907	8.18	106	145609	7320	4587	61.48	38.52
9	25	2013	4	18	11907	8.18	107	145609	7237	4670	60.78	39.22
5	1	2013	4	18	11902	8.17	108	145609	7093	4809	59.60	40.40
7	17	2013	4	17	11900	8.17	109	145609	6866	5034	57.70	42.30
5	9	2013	5	17	11899	8.17	110	145609	6774	5125	56.93	43.07
8	28	2013	4	17	11895	8.17	111	145609	6872	5023	57.77	42.23
3	1	2013	6	17	11891	8.17	112	145609	6893	4998	57.97	42.03
12	5	2013	5	18	11890	8.17	113	145609	7295	4595	61.35	38.65
5	29	2013	4	18	11883	8.16	114	145609	7304	4579	61.47	38.53
8	28	2013	4	18	11883	8.16	115	145609	7408	4475	62.34	37.66
9	23	2013	2	18	11881	8.16	116	145609	7341	4540	61.79	38.21
4	17	2013	4	17	11879	8.16	117	145609	6757	5122	56.88	43.12
5	16	2013	5	18	11876	8.16	118	145609	7136	4740	60.09	39.91
8	30	2013	6	16	11874	8.15	119	145609	6723	5151	56.62	43.38
10	3	2013	5	17	11873	8.15	120	145609	6809	5064	57.35	42.65
10	30	2013	4	17	11871	8.15	121	145609	6812	5059	57.38	42.62
8	13	2013	3	17	11868	8.15	122	145609	6910	4958	58.22	41.78
6	4	2013	3	18	11861	8.15	123	145609	7253	4608	61.15	38.85
10	3	2013	5	18	11861	8.15	124	145609	7167	4694	60.42	39.58
6	13	2013	5	17	11853	8.14	125	145609	6933	4920	58.49	41.51
7	31	2013	4	18	11848	8.14	126	145609	7261	4587	61.28	38.72
5	31	2013	6	16	11846	8.14	127	145609	6567	5279	55.44	44.56
5	3	2013	6	18	11844	8.13	128	145609	7315	4529	61.76	38.24
5	28	2013	3	18	11843	8.13	129	145609	7204	4639	60.83	39.17
6	27	2013	5	17	11839	8.13	130	145609	6980	4859	58.96	41.04
10	8	2013	3	18	11837	8.13	131	145609	7206	4631	60.88	39.12
2	13	2013	4	18	11836	8.13	132	145609	7192	4644	60.76	39.24
3	28	2013	5	17	11835	8.13	133	145609	6879	4956	58.12	41.88
6	25	2013	3	17	11835	8.13	134	145609	6777	5058	57.26	42.74
10	4	2013	6	16	11834	8.13	135	145609	6463	5371	54.61	45.39

MO	DY	YR	DAY OF WK	HR	HR VOL	PERCENT OF AADT	HOUR NUMBER	AADT	EAST VOLUME	WEST VOLUME	PERCENT EAST IS OF TOTAL VOLUME	PERCENT WEST IS OF TOTAL VOLUME
11	4	2013	2	18	11832	8.13	136	145609	7354	4478	62.15	37.85
10	21	2013	2	18	11830	8.12	137	145609	7335	4495	62.00	38.00
2	27	2013	4	8	11828	8.12	138	145609	4505	7323	38.09	61.91
10	22	2013	3	18	11827	8.12	139	145609	7319	4508	61.88	38.12
5	8	2013	4	17	11824	8.12	140	145609	6837	4987	57.82	42.18
3	22	2013	6	17	11823	8.12	141	145609	6867	4956	58.08	41.92
7	30	2013	3	18	11821	8.12	142	145609	7419	4402	62.76	37.24
9	5	2013	5	17	11821	8.12	143	145609	6920	4901	58.54	41.46
4	29	2013	2	18	11818	8.12	144	145609	7255	4563	61.39	38.61
7	23	2013	3	17	11811	8.11	145	145609	6909	4902	58.50	41.50
10	16	2013	4	17	11809	8.11	146	145609	6814	4995	57.70	42.30
3	14	2013	5	17	11808	8.11	147	145609	6858	4950	58.08	41.92
7	11	2013	5	18	11803	8.11	148	145609	7129	4674	60.40	39.60
10	15	2013	3	17	11802	8.11	149	145609	6795	5007	57.57	42.43
7	24	2013	4	18	11801	8.10	150	145609	7218	4583	61.16	38.84
10	11	2013	6	18	11797	8.10	151	145609	6996	4801	59.30	40.70
5	17	2013	6	16	11796	8.10	152	145609	6531	5265	55.37	44.63
7	31	2013	4	17	11796	8.10	153	145609	6928	4868	58.73	41.27
9	24	2013	3	17	11795	8.10	154	145609	6958	4837	58.99	41.01
4	22	2013	2	18	11793	8.10	155	145609	7542	4251	63.95	36.05
10	14	2013	2	18	11793	8.10	156	145609	7328	4465	62.14	37.86
2	26	2013	3	8	11790	8.10	157	145609	4471	7319	37.92	62.08
6	12	2013	4	18	11785	8.09	158	145609	7090	4695	60.16	39.84
6	3	2013	2	17	11783	8.09	159	145609	6863	4920	58.24	41.76
3	8	2013	6	17	11781	8.09	160	145609	6754	5027	57.33	42.67
2	15	2013	6	16	11779	8.09	161	145609	6431	5348	54.60	45.40
6	14	2013	6	16	11778	8.09	162	145609	6551	5227	55.62	44.38
7	22	2013	2	18	11775	8.09	163	145609	7071	4704	60.05	39.95
4	25	2013	5	17	11774	8.09	164	145609	6778	4996	57.57	42.43
10	17	2013	5	17	11773	8.09	165	145609	6744	5029	57.28	42.72
12	13	2013	6	18	11773	8.09	166	145609	7157	4616	60.79	39.21
6	12	2013	4	17	11771	8.08	167	145609	6696	5075	56.89	43.11
9	6	2013	6	18	11771	8.08	168	145609	7310	4461	62.10	37.90
6	10	2013	2	18	11770	8.08	169	145609	7291	4479	61.95	38.05
6	28	2013	6	17	11766	8.08	170	145609	7015	4751	59.62	40.38
7	8	2013	2	17	11765	8.08	171	145609	6721	5044	57.13	42.87
8	13	2013	3	18	11764	8.08	172	145609	7289	4475	61.96	38.04
9	4	2013	4	18	11763	8.08	173	145609	7019	4744	59.67	40.33
3	29	2013	6	18	11762	8.08	174	145609	7287	4475	61.95	38.05
5	7	2013	3	18	11762	8.08	175	145609	7189	4573	61.12	38.88
6	28	2013	6	16	11759	8.08	176	145609	6539	5220	55.61	44.39

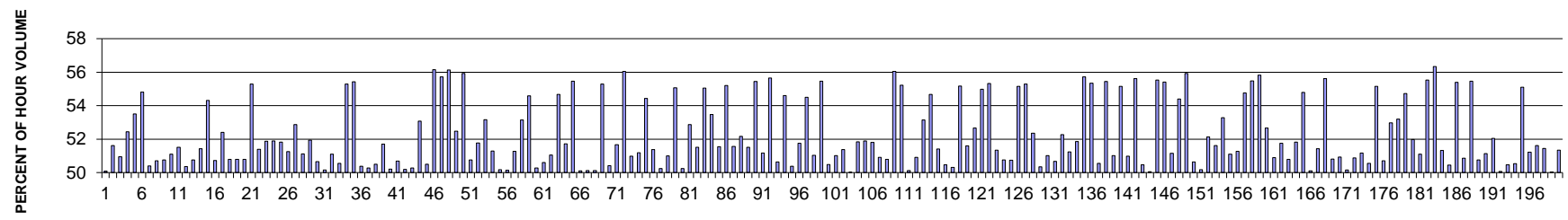
MO	DY	YR	DAY OF WK	HR	HR VOL	PERCENT OF AADT	HOUR NUMBER	AADT	EAST VOLUME	WEST VOLUME	PERCENT EAST IS OF TOTAL VOLUME	PERCENT WEST IS OF TOTAL VOLUME
2	8	2013	6	18	11757	8.07	177	145609	7136	4621	60.70	39.30
2	1	2013	6	18	11751	8.07	178	145609	6834	4917	58.16	41.84
6	5	2013	4	18	11749	8.07	179	145609	7209	4540	61.36	38.64
9	26	2013	5	18	11749	8.07	180	145609	7095	4654	60.39	39.61
9	20	2013	6	16	11748	8.07	181	145609	6482	5266	55.18	44.82
4	17	2013	4	8	11747	8.07	182	145609	4530	7217	38.56	61.44
6	11	2013	3	17	11747	8.07	183	145609	6662	5085	56.71	43.29
5	29	2013	4	17	11744	8.07	184	145609	6715	5029	57.18	42.82
5	6	2013	2	17	11742	8.06	185	145609	6851	4891	58.35	41.65
7	15	2013	2	18	11742	8.06	186	145609	7142	4600	60.82	39.18
4	1	2013	2	18	11741	8.06	187	145609	7118	4623	60.63	39.37
4	26	2013	6	16	11741	8.06	188	145609	6390	5351	54.42	45.58
4	1	2013	2	17	11740	8.06	189	145609	6681	5059	56.91	43.09
6	24	2013	2	18	11740	8.06	190	145609	7335	4405	62.48	37.52
7	8	2013	2	18	11740	8.06	191	145609	7064	4676	60.17	39.83
5	14	2013	3	8	11739	8.06	192	145609	4471	7268	38.09	61.91
10	15	2013	3	18	11737	8.06	193	145609	7204	4533	61.38	38.62
4	26	2013	6	18	11736	8.06	194	145609	6923	4813	58.99	41.01
12	6	2013	6	17	11733	8.06	195	145609	6862	4871	58.48	41.52
4	11	2013	5	18	11731	8.06	196	145609	6909	4822	58.90	41.10
5	9	2013	5	18	11730	8.06	197	145609	7196	4534	61.35	38.65
3	15	2013	6	16	11727	8.05	198	145609	6280	5447	53.55	46.45
6	19	2013	4	17	11726	8.05	199	145609	6756	4970	57.62	42.38
12	17	2013	3	18	11726	8.05	200	145609	7214	4512	61.52	38.48

SR 405 MP 13.04 N/O SE 8TH I/C ADC SITE S204
K FOR PEAK 200 HOURS OF 2013



AADT= 198051 K 30 FACTOR= 7.35 K 100 FACTOR= 7.20 K 200 FACTOR= 7.10 D 30 FACTOR= 50.66

SR 405 MP 13.04 N/O SE 8TH I/C ADC SITE S204
D % IN THE PEAK 200 HOURS OF 2013



MO	DY	YR	DAY OF WK	HR	HR VOL	PERCENT OF AADT	HOUR NUMBER	AADT	NORTH VOLUME	SOUTH VOLUME	PERCENT NORTH IS OF TOTAL VOLUME	PERCENT SOUTH IS OF TOTAL VOLUME
6	1	2013	7	14	15043	7.60	1	198051	7509	7534	49.92	50.08
6	15	2013	7	14	14997	7.57	2	198051	7741	7256	51.62	48.38
9	14	2013	7	13	14929	7.54	3	198051	7323	7606	49.05	50.95
11	9	2013	7	15	14869	7.51	4	198051	7798	7071	52.44	47.56
11	9	2013	7	14	14848	7.50	5	198051	7945	6903	53.51	46.49
3	16	2013	7	16	14806	7.48	6	198051	6691	8115	45.19	54.81
9	14	2013	7	12	14803	7.47	7	198051	7459	7344	50.39	49.61
6	15	2013	7	13	14789	7.47	8	198051	7498	7291	50.70	49.30
4	20	2013	7	13	14780	7.46	9	198051	7503	7277	50.76	49.24
6	15	2013	7	12	14780	7.46	10	198051	7553	7227	51.10	48.90
4	5	2013	6	16	14771	7.46	11	198051	7609	7162	51.51	48.49
3	9	2013	7	13	14727	7.44	12	198051	7417	7310	50.36	49.64

MO	DY	YR	DAY OF WK	HR	HR VOL	PERCENT OF AADT	HOUR NUMBER	AADT	NORTH VOLUME	SOUTH VOLUME	PERCENT NORTH IS OF TOTAL VOLUME	PERCENT SOUTH IS OF TOTAL VOLUME
5	11	2013	7	17	14725	7.43	13	198051	7251	7474	49.24	50.76
11	27	2013	4	13	14725	7.43	14	198051	7154	7571	48.58	51.42
3	16	2013	7	17	14714	7.43	15	198051	6722	7992	45.68	54.32
5	18	2013	7	13	14710	7.43	16	198051	7463	7247	50.73	49.27
6	1	2013	7	17	14694	7.42	17	198051	6993	7701	47.59	52.41
5	4	2013	7	14	14678	7.41	18	198051	7456	7222	50.80	49.20
3	16	2013	7	15	14658	7.40	19	198051	7212	7446	49.20	50.80
6	8	2013	7	14	14656	7.40	20	198051	7445	7211	50.80	49.20
5	14	2013	3	8	14626	7.38	21	198051	8087	6539	55.29	44.71
2	8	2013	6	16	14620	7.38	22	198051	7513	7107	51.39	48.61
5	4	2013	7	13	14620	7.38	23	198051	7584	7036	51.87	48.13
4	5	2013	6	15	14616	7.38	24	198051	7032	7584	48.11	51.89
3	15	2013	6	15	14612	7.38	25	198051	7040	7572	48.18	51.82
3	15	2013	6	16	14602	7.37	26	198051	7483	7119	51.25	48.75
10	12	2013	7	13	14577	7.36	27	198051	7707	6870	52.87	47.13
9	7	2013	7	13	14566	7.35	28	198051	7120	7446	48.88	51.12
10	5	2013	7	16	14560	7.35	29	198051	7562	6998	51.94	48.06
3	5	2013	3	16	14555	7.35	30	198051	7181	7374	49.34	50.66
4	1	2013	2	16	14554	7.35	31	198051	7253	7301	49.84	50.16
5	11	2013	7	13	14544	7.34	32	198051	7110	7434	48.89	51.11
4	2	2013	3	16	14535	7.34	33	198051	7188	7347	49.45	50.55
5	16	2013	5	8	14535	7.34	34	198051	8038	6497	55.30	44.70
5	15	2013	4	8	14529	7.34	35	198051	8053	6476	55.43	44.57
6	10	2013	2	16	14525	7.33	36	198051	7318	7207	50.38	49.62
5	31	2013	6	15	14514	7.33	37	198051	7298	7216	50.28	49.72
3	26	2013	3	16	14509	7.33	38	198051	7182	7327	49.50	50.50
6	1	2013	7	16	14504	7.32	39	198051	7006	7498	48.30	51.70
4	20	2013	7	15	14483	7.31	40	198051	7272	7211	50.21	49.79
4	20	2013	7	14	14470	7.31	41	198051	7135	7335	49.31	50.69
5	11	2013	7	14	14470	7.31	42	198051	7264	7206	50.20	49.80
6	1	2013	7	13	14463	7.30	43	198051	7272	7191	50.28	49.72
11	9	2013	7	13	14457	7.30	44	198051	7673	6784	53.07	46.93
3	29	2013	6	15	14452	7.30	45	198051	7298	7154	50.50	49.50
3	6	2013	4	8	14449	7.30	46	198051	8113	6336	56.15	43.85
2	26	2013	3	8	14443	7.29	47	198051	8048	6395	55.72	44.28
6	19	2013	4	8	14442	7.29	48	198051	8106	6336	56.13	43.87
3	9	2013	7	16	14434	7.29	49	198051	6860	7574	47.53	52.47
5	8	2013	4	8	14426	7.28	50	198051	8069	6357	55.93	44.07
5	18	2013	7	14	14426	7.28	51	198051	7322	7104	50.76	49.24
12	14	2013	7	15	14420	7.28	52	198051	7465	6955	51.77	48.23
4	20	2013	7	17	14417	7.28	53	198051	6753	7664	46.84	53.16

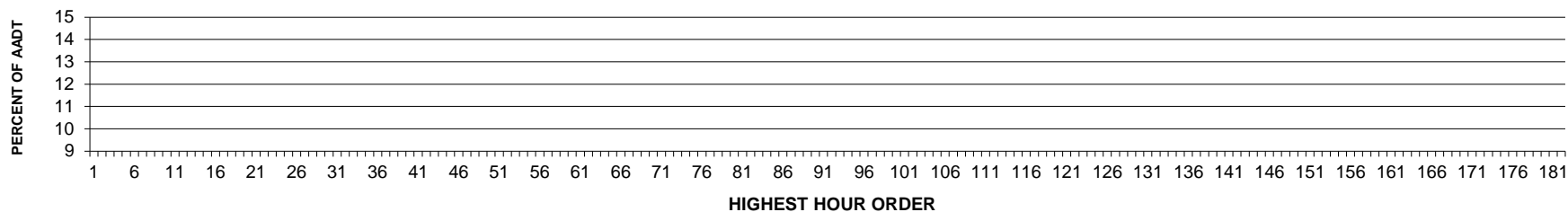
MO	DY	YR	DAY OF WK	HR	HR VOL	PERCENT OF AADT	HOUR NUMBER	AADT	NORTH VOLUME	SOUTH VOLUME	PERCENT NORTH IS OF TOTAL VOLUME	PERCENT SOUTH IS OF TOTAL VOLUME
6	1	2013	7	15	14413	7.28	54	198051	7021	7392	48.71	51.29
11	1	2013	6	15	14408	7.27	55	198051	7180	7228	49.83	50.17
11	9	2013	7	16	14405	7.27	56	198051	7182	7223	49.86	50.14
3	22	2013	6	15	14404	7.27	57	198051	7017	7387	48.72	51.28
4	20	2013	7	16	14401	7.27	58	198051	6747	7654	46.85	53.15
4	17	2013	4	8	14397	7.27	59	198051	7860	6537	54.59	45.41
3	25	2013	2	16	14394	7.27	60	198051	7157	7237	49.72	50.28
12	14	2013	7	16	14390	7.27	61	198051	7109	7281	49.40	50.60
6	17	2013	2	16	14386	7.26	62	198051	7344	7042	51.05	48.95
4	23	2013	3	8	14380	7.26	63	198051	7861	6519	54.67	45.33
6	18	2013	3	16	14378	7.26	64	198051	7437	6941	51.72	48.28
4	16	2013	3	8	14372	7.26	65	198051	7972	6400	55.47	44.53
11	11	2013	2	16	14372	7.26	66	198051	7202	7170	50.11	49.89
4	3	2013	4	16	14368	7.25	67	198051	7165	7203	49.87	50.13
10	5	2013	7	17	14365	7.25	68	198051	7200	7165	50.12	49.88
6	11	2013	3	8	14364	7.25	69	198051	7944	6420	55.30	44.70
5	18	2013	7	15	14363	7.25	70	198051	7121	7242	49.58	50.42
2	8	2013	6	15	14357	7.25	71	198051	6939	7418	48.33	51.67
3	19	2013	3	8	14352	7.25	72	198051	8044	6308	56.05	43.95
5	4	2013	7	15	14350	7.25	73	198051	7035	7315	49.02	50.98
11	16	2013	7	13	14350	7.25	74	198051	7345	7005	51.18	48.82
10	1	2013	3	8	14348	7.24	75	198051	7811	6537	54.44	45.56
3	9	2013	7	14	14346	7.24	76	198051	7370	6976	51.37	48.63
6	24	2013	2	16	14344	7.24	77	198051	7137	7207	49.76	50.24
9	14	2013	7	14	14342	7.24	78	198051	7314	7028	51.00	49.00
5	30	2013	5	8	14337	7.24	79	198051	7895	6442	55.07	44.93
3	16	2013	7	14	14325	7.23	80	198051	7128	7197	49.76	50.24
3	2	2013	7	14	14324	7.23	81	198051	7573	6751	52.87	47.13
4	27	2013	7	17	14316	7.23	82	198051	6940	7376	48.48	51.52
11	6	2013	4	8	14316	7.23	83	198051	7881	6435	55.05	44.95
5	18	2013	7	17	14315	7.23	84	198051	6661	7654	46.53	53.47
3	23	2013	7	13	14294	7.22	85	198051	7367	6927	51.54	48.46
9	17	2013	3	8	14290	7.22	86	198051	7890	6400	55.21	44.79
9	7	2013	7	14	14289	7.21	87	198051	7368	6921	51.56	48.44
12	14	2013	7	14	14288	7.21	88	198051	7452	6836	52.16	47.84
6	14	2013	6	14	14281	7.21	89	198051	6924	7357	48.48	51.52
5	7	2013	3	8	14276	7.21	90	198051	7916	6360	55.45	44.55
3	28	2013	5	16	14274	7.21	91	198051	7304	6970	51.17	48.83
2	13	2013	4	8	14272	7.21	92	198051	7943	6329	55.65	44.35
4	20	2013	7	12	14271	7.21	93	198051	7227	7044	50.64	49.36
6	12	2013	4	8	14271	7.21	94	198051	7794	6477	54.61	45.39

MO	DY	YR	DAY OF WK	HR	HR VOL	PERCENT OF AADT	HOUR NUMBER	AADT	NORTH VOLUME	SOUTH VOLUME	PERCENT NORTH IS OF TOTAL VOLUME	PERCENT SOUTH IS OF TOTAL VOLUME
3	19	2013	3	16	14269	7.20	95	198051	7080	7189	49.62	50.38
6	8	2013	7	18	14268	7.20	96	198051	6884	7384	48.25	51.75
9	24	2013	3	8	14265	7.20	97	198051	7775	6490	54.50	45.50
4	15	2013	2	16	14264	7.20	98	198051	6983	7281	48.96	51.04
6	6	2013	5	8	14260	7.20	99	198051	7909	6351	55.46	44.54
5	11	2013	7	15	14257	7.20	100	198051	7198	7059	50.49	49.51
1	21	2013	2	16	14253	7.20	101	198051	6981	7272	48.98	51.02
6	15	2013	7	15	14244	7.19	102	198051	7317	6927	51.37	48.63
3	11	2013	2	16	14243	7.19	103	198051	7124	7119	50.02	49.98
5	18	2013	7	16	14239	7.19	104	198051	6858	7381	48.16	51.84
3	29	2013	6	14	14236	7.19	105	198051	6848	7388	48.10	51.90
3	14	2013	5	16	14231	7.19	106	198051	7373	6858	51.81	48.19
12	23	2013	2	15	14229	7.18	107	198051	7244	6985	50.91	49.09
3	23	2013	7	14	14228	7.18	108	198051	7226	7002	50.79	49.21
3	26	2013	3	8	14228	7.18	109	198051	7973	6255	56.04	43.96
3	25	2013	2	8	14225	7.18	110	198051	7855	6370	55.22	44.78
1	18	2013	6	16	14222	7.18	111	198051	7094	7128	49.88	50.12
2	26	2013	3	16	14221	7.18	112	198051	6980	7241	49.08	50.92
3	2	2013	7	13	14218	7.18	113	198051	7557	6661	53.15	46.85
9	12	2013	5	8	14217	7.18	114	198051	7774	6443	54.68	45.32
6	8	2013	7	17	14215	7.18	115	198051	6907	7308	48.59	51.41
3	18	2013	2	16	14213	7.18	116	198051	7039	7174	49.53	50.47
1	3	2013	5	16	14212	7.18	117	198051	7060	7152	49.68	50.32
4	24	2013	4	8	14209	7.17	118	198051	7839	6370	55.17	44.83
9	27	2013	6	15	14209	7.17	119	198051	6877	7332	48.40	51.60
10	26	2013	7	14	14209	7.17	120	198051	7483	6726	52.66	47.34
6	5	2013	4	8	14205	7.17	121	198051	7811	6394	54.99	45.01
3	19	2013	3	9	14200	7.17	122	198051	7856	6344	55.32	44.68
6	15	2013	7	18	14199	7.17	123	198051	7291	6908	51.35	48.65
5	11	2013	7	18	14198	7.17	124	198051	6992	7206	49.25	50.75
3	22	2013	6	16	14189	7.16	125	198051	7199	6990	50.74	49.26
3	5	2013	3	8	14185	7.16	126	198051	7823	6362	55.15	44.85
3	13	2013	4	8	14182	7.16	127	198051	7842	6340	55.30	44.70
5	18	2013	7	18	14180	7.16	128	198051	6756	7424	47.64	52.36
9	14	2013	7	11	14178	7.16	129	198051	7137	7041	50.34	49.66
5	28	2013	3	16	14175	7.16	130	198051	7232	6943	51.02	48.98
5	20	2013	2	16	14174	7.16	131	198051	7184	6990	50.68	49.32
6	12	2013	4	16	14174	7.16	132	198051	7409	6765	52.27	47.73
9	6	2013	6	16	14174	7.16	133	198051	7263	6911	51.24	48.76
3	28	2013	5	15	14173	7.16	134	198051	6824	7349	48.15	51.85
11	5	2013	3	8	14172	7.16	135	198051	7896	6276	55.72	44.28

MO	DY	YR	DAY OF WK	HR	HR VOL	PERCENT OF AADT	HOUR NUMBER	AADT	NORTH VOLUME	SOUTH VOLUME	PERCENT NORTH IS OF TOTAL VOLUME	PERCENT SOUTH IS OF TOTAL VOLUME
3	13	2013	4	9	14169	7.15	136	198051	7843	6326	55.35	44.65
3	2	2013	7	16	14163	7.15	137	198051	7004	7159	49.45	50.55
4	15	2013	2	8	14163	7.15	138	198051	7853	6310	55.45	44.55
4	11	2013	5	16	14162	7.15	139	198051	6938	7224	48.99	51.01
6	5	2013	4	9	14162	7.15	140	198051	7811	6351	55.15	44.85
5	11	2013	7	12	14157	7.15	141	198051	6940	7217	49.02	50.98
5	16	2013	5	9	14153	7.15	142	198051	7870	6283	55.61	44.39
5	3	2013	6	15	14152	7.15	143	198051	7009	7143	49.53	50.47
6	15	2013	7	16	14149	7.14	144	198051	7068	7081	49.95	50.05
4	9	2013	3	8	14147	7.14	145	198051	7857	6290	55.54	44.46
4	2	2013	3	8	14146	7.14	146	198051	7839	6307	55.41	44.59
2	9	2013	7	16	14145	7.14	147	198051	6909	7236	48.84	51.16
9	18	2013	4	8	14145	7.14	148	198051	7695	6450	54.40	45.60
5	1	2013	4	8	14141	7.14	149	198051	7907	6234	55.92	44.08
5	2	2013	5	15	14141	7.14	150	198051	6980	7161	49.36	50.64
2	11	2013	2	16	14140	7.14	151	198051	7044	7096	49.82	50.18
6	14	2013	6	15	14140	7.14	152	198051	7372	6768	52.14	47.86
3	30	2013	7	13	14137	7.14	153	198051	7296	6841	51.61	48.39
5	3	2013	6	16	14132	7.14	154	198051	7530	6602	53.28	46.72
3	14	2013	5	15	14130	7.13	155	198051	6908	7222	48.89	51.11
9	7	2013	7	17	14127	7.13	156	198051	6884	7243	48.73	51.27
5	2	2013	5	8	14125	7.13	157	198051	7735	6390	54.76	45.24
5	15	2013	4	9	14124	7.13	158	198051	7836	6288	55.48	44.52
2	25	2013	2	8	14122	7.13	159	198051	7885	6237	55.83	44.17
6	21	2013	6	13	14120	7.13	160	198051	6683	7437	47.33	52.67
10	19	2013	7	15	14120	7.13	161	198051	7185	6935	50.89	49.11
10	19	2013	7	14	14119	7.13	162	198051	7308	6811	51.76	48.24
5	11	2013	7	16	14118	7.13	163	198051	6946	7172	49.20	50.80
2	9	2013	7	14	14117	7.13	164	198051	7316	6801	51.82	48.18
3	27	2013	4	9	14117	7.13	165	198051	7734	6383	54.79	45.21
6	15	2013	7	17	14117	7.13	166	198051	7074	7043	50.11	49.89
11	19	2013	3	16	14116	7.13	167	198051	7260	6856	51.43	48.57
4	22	2013	2	8	14115	7.13	168	198051	7851	6264	55.62	44.38
10	15	2013	3	16	14113	7.13	169	198051	7171	6942	50.81	49.19
10	26	2013	7	17	14113	7.13	170	198051	6925	7188	49.07	50.93
1	22	2013	3	16	14111	7.12	171	198051	7078	7033	50.16	49.84
3	23	2013	7	16	14109	7.12	172	198051	6930	7179	49.12	50.88
6	16	2013	1	14	14109	7.12	173	198051	7220	6889	51.17	48.83
6	21	2013	6	14	14108	7.12	174	198051	6975	7133	49.44	50.56
5	31	2013	6	8	14107	7.12	175	198051	7780	6327	55.15	44.85
3	23	2013	7	15	14106	7.12	176	198051	7153	6953	50.71	49.29


MO	DY	YR	DAY OF WK	HR	HR VOL	PERCENT OF AADT	HOUR NUMBER	AADT	NORTH VOLUME	SOUTH VOLUME	PERCENT NORTH IS OF TOTAL VOLUME	PERCENT SOUTH IS OF TOTAL VOLUME
10	26	2013	7	13	14103	7.12	177	198051	7470	6633	52.97	47.03
6	8	2013	7	16	14102	7.12	178	198051	6601	7501	46.81	53.19
6	3	2013	2	8	14100	7.12	179	198051	7715	6385	54.72	45.28
5	29	2013	4	8	14098	7.12	180	198051	7328	6770	51.98	48.02
3	4	2013	2	16	14096	7.12	181	198051	6891	7205	48.89	51.11
3	4	2013	2	8	14092	7.12	182	198051	7825	6267	55.53	44.47
3	27	2013	4	8	14092	7.12	183	198051	7939	6153	56.34	43.66
10	3	2013	5	16	14088	7.11	184	198051	6857	7231	48.67	51.33
11	8	2013	6	15	14086	7.11	185	198051	7106	6980	50.45	49.55
3	8	2013	6	8	14085	7.11	186	198051	7801	6284	55.39	44.61
6	7	2013	6	15	14085	7.11	187	198051	7163	6922	50.86	49.14
3	14	2013	5	8	14084	7.11	188	198051	7811	6273	55.46	44.54
4	17	2013	4	16	14084	7.11	189	198051	7148	6936	50.75	49.25
2	16	2013	7	14	14081	7.11	190	198051	7200	6881	51.13	48.87
4	8	2013	2	16	14078	7.11	191	198051	6750	7328	47.95	52.05
2	18	2013	2	16	14077	7.11	192	198051	7048	7029	50.07	49.93
3	2	2013	7	15	14075	7.11	193	198051	7103	6972	50.47	49.53
4	11	2013	5	17	14075	7.11	194	198051	7113	6962	50.54	49.46
10	12	2013	7	12	14075	7.11	195	198051	7756	6319	55.10	44.90
2	12	2013	3	16	14073	7.11	196	198051	6865	7208	48.78	51.22
12	7	2013	7	14	14073	7.11	197	198051	7264	6809	51.62	48.38
3	30	2013	7	15	14071	7.10	198	198051	7240	6831	51.45	48.55
10	29	2013	3	16	14068	7.10	199	198051	7039	7029	50.04	49.96
2	19	2013	3	16	14063	7.10	200	198051	6843	7220	48.66	51.34

SR 005 MP 152.82 S/O I-405/SR 518 I/C ADC SITE S205
 K FOR PEAK 200 HOURS OF 2013

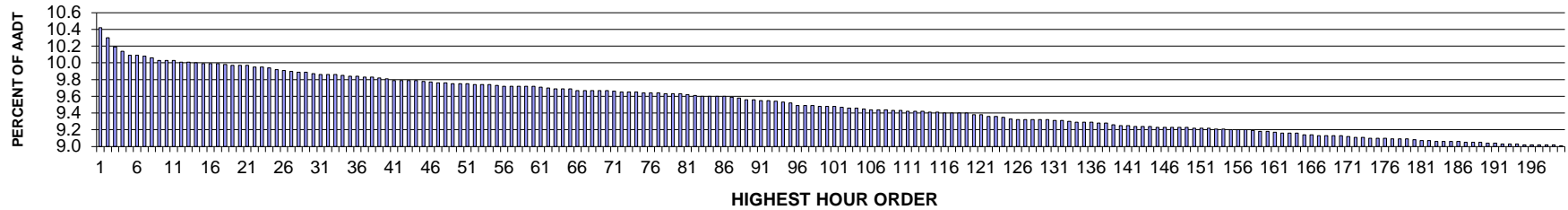


AADT= 0 K 30 FACTOR= 0.00 K 100 FACTOR= 0.00 K 200 FACTOR= 0.00 D 30 FACTOR= 0.00

SR 005 MP 152.82 S/O I-405/SR 518 I/C ADC SITE S205
 D % IN THE PEAK 200 HOURS OF 2013

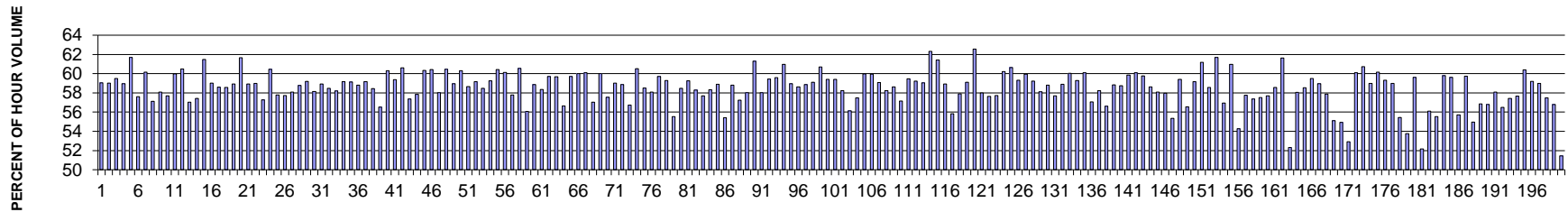


**SR 520 MP 0.00 SR 520 BEGIN ROUTE ADC SITE S502
K FOR PEAK 200 HOURS OF 2013**



AADT= 45065 K 30 FACTOR= 9.87 K 100 FACTOR= 9.48 K 200 FACTOR= 9.01 D 30 FACTOR= 58.14

**SR 520 MP 0.00 SR 520 BEGIN ROUTE ADC SITE S502
D % IN THE PEAK 200 HOURS OF 2013**



MO	DY	YR	DAY OF WK	HR	HR VOL	PERCENT OF AADT	HOUR NUMBER	AADT	EAST VOLUME	WEST VOLUME	PERCENT EAST IS OF TOTAL VOLUME	PERCENT WEST IS OF TOTAL VOLUME
12	3	2013	3	9	4695	10.42	1	45065	1922	2773	40.94	59.06
12	12	2013	5	9	4641	10.30	2	45065	1902	2739	40.98	59.02
9	10	2013	3	9	4593	10.19	3	45065	1860	2733	40.50	59.50
9	12	2013	5	9	4568	10.14	4	45065	1875	2693	41.05	58.95
12	19	2013	5	9	4547	10.09	5	45065	1742	2805	38.31	61.69
7	18	2013	5	9	4545	10.09	6	45065	1927	2618	42.40	57.60
8	8	2013	5	9	4544	10.08	7	45065	1811	2733	39.85	60.15
11	5	2013	3	9	4534	10.06	8	45065	1944	2590	42.88	57.12
8	20	2013	3	9	4520	10.03	9	45065	1894	2626	41.90	58.10
7	31	2013	4	9	4519	10.03	10	45065	1911	2608	42.29	57.71
12	9	2013	2	9	4518	10.03	11	45065	1808	2710	40.02	59.98
12	17	2013	3	9	4511	10.01	12	45065	1782	2729	39.50	60.50

MO	DY	YR	DAY OF WK	HR	HR VOL	PERCENT OF AADT	HOUR NUMBER	AADT	EAST VOLUME	WEST VOLUME	PERCENT EAST IS OF TOTAL VOLUME	PERCENT WEST IS OF TOTAL VOLUME
10	22	2013	3	9	4510	10.01	13	45065	1937	2573	42.95	57.05
10	3	2013	5	9	4506	10.00	14	45065	1918	2588	42.57	57.43
12	2	2013	2	9	4504	9.99	15	45065	1735	2769	38.52	61.48
10	21	2013	2	9	4503	9.99	16	45065	1845	2658	40.97	59.03
10	10	2013	5	9	4501	9.99	17	45065	1863	2638	41.39	58.61
8	21	2013	4	9	4497	9.98	18	45065	1863	2634	41.43	58.57
7	10	2013	4	9	4495	9.97	19	45065	1846	2649	41.07	58.93
12	10	2013	3	9	4494	9.97	20	45065	1723	2771	38.34	61.66
11	4	2013	2	9	4491	9.97	21	45065	1844	2647	41.06	58.94
9	17	2013	3	9	4485	9.95	22	45065	1839	2646	41.00	59.00
10	15	2013	3	9	4485	9.95	23	45065	1916	2569	42.72	57.28
7	30	2013	3	9	4478	9.94	24	45065	1771	2707	39.55	60.45
10	24	2013	5	9	4469	9.92	25	45065	1886	2583	42.20	57.80
5	2	2013	5	9	4468	9.91	26	45065	1889	2579	42.28	57.72
11	13	2013	4	9	4460	9.90	27	45065	1869	2591	41.91	58.09
5	16	2013	5	9	4458	9.89	28	45065	1837	2621	41.21	58.79
7	23	2013	3	9	4455	9.89	29	45065	1817	2638	40.79	59.21
2	26	2013	3	9	4446	9.87	30	45065	1861	2585	41.86	58.14
11	14	2013	5	9	4444	9.86	31	45065	1825	2619	41.07	58.93
4	24	2013	4	9	4443	9.86	32	45065	1845	2598	41.53	58.47
10	31	2013	5	9	4442	9.86	33	45065	1856	2586	41.78	58.22
10	9	2013	4	9	4439	9.85	34	45065	1813	2626	40.84	59.16
4	3	2013	4	9	4435	9.84	35	45065	1812	2623	40.86	59.14
7	17	2013	4	9	4434	9.84	36	45065	1826	2608	41.18	58.82
3	13	2013	4	9	4432	9.83	37	45065	1810	2622	40.84	59.16
8	6	2013	3	9	4431	9.83	38	45065	1841	2590	41.55	58.45
7	11	2013	5	9	4427	9.82	39	45065	1925	2502	43.48	56.52
8	26	2013	2	9	4423	9.81	40	45065	1756	2667	39.70	60.30
2	6	2013	4	9	4413	9.79	41	45065	1792	2621	40.61	59.39
12	16	2013	2	9	4413	9.79	42	45065	1738	2675	39.38	60.62
10	23	2013	4	9	4412	9.79	43	45065	1881	2531	42.63	57.37
7	16	2013	3	9	4410	9.79	44	45065	1859	2551	42.15	57.85
11	15	2013	6	9	4407	9.78	45	45065	1748	2659	39.66	60.34
11	26	2013	3	9	4401	9.77	46	45065	1741	2660	39.56	60.44
9	30	2013	2	9	4400	9.76	47	45065	1847	2553	41.98	58.02
10	28	2013	2	9	4400	9.76	48	45065	1740	2660	39.55	60.45
2	27	2013	4	9	4396	9.75	49	45065	1804	2592	41.04	58.96
11	20	2013	4	9	4396	9.75	50	45065	1745	2651	39.70	60.30
2	12	2013	3	9	4394	9.75	51	45065	1817	2577	41.35	58.65
4	25	2013	5	9	4391	9.74	52	45065	1793	2598	40.83	59.17
10	7	2013	2	9	4391	9.74	53	45065	1823	2568	41.52	58.48

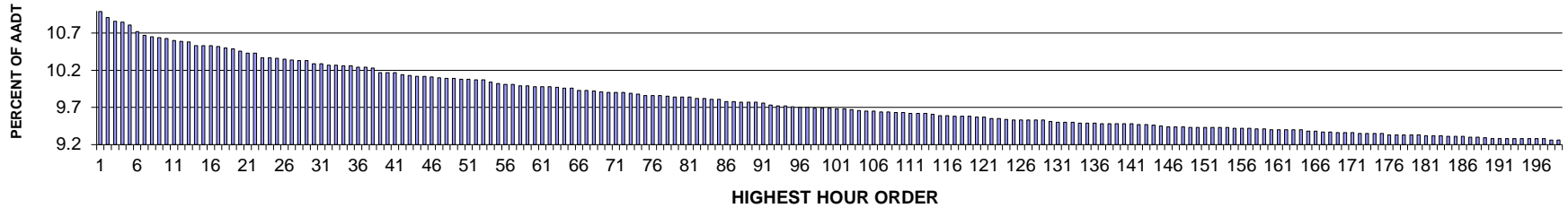
MO	DY	YR	DAY OF WK	HR	HR VOL	PERCENT OF AADT	HOUR NUMBER	AADT	EAST VOLUME	WEST VOLUME	PERCENT EAST IS OF TOTAL VOLUME	PERCENT WEST IS OF TOTAL VOLUME
2	7	2013	5	9	4390	9.74	54	45065	1789	2601	40.75	59.25
8	7	2013	4	9	4386	9.73	55	45065	1736	2650	39.58	60.42
8	14	2013	4	9	4382	9.72	56	45065	1747	2635	39.87	60.13
4	30	2013	3	9	4381	9.72	57	45065	1849	2532	42.20	57.80
3	14	2013	5	9	4380	9.72	58	45065	1728	2652	39.45	60.55
7	25	2013	5	9	4380	9.72	59	45065	1924	2456	43.93	56.07
6	11	2013	3	9	4379	9.72	60	45065	1801	2578	41.13	58.87
12	5	2013	5	9	4378	9.71	61	45065	1823	2555	41.64	58.36
5	15	2013	4	9	4371	9.70	62	45065	1761	2610	40.29	59.71
9	4	2013	4	9	4369	9.69	63	45065	1761	2608	40.31	59.69
3	7	2013	5	9	4366	9.69	64	45065	1893	2473	43.36	56.64
3	19	2013	3	9	4365	9.69	65	45065	1759	2606	40.30	59.70
6	5	2013	4	9	4360	9.67	66	45065	1743	2617	39.98	60.02
8	15	2013	5	9	4359	9.67	67	45065	1739	2620	39.89	60.11
10	17	2013	5	9	4359	9.67	68	45065	1872	2487	42.95	57.05
3	26	2013	3	9	4358	9.67	69	45065	1743	2615	40.00	60.00
9	18	2013	4	9	4357	9.67	70	45065	1849	2508	42.44	57.56
12	18	2013	4	9	4355	9.66	71	45065	1785	2570	40.99	59.01
11	8	2013	6	9	4351	9.65	72	45065	1790	2561	41.14	58.86
7	24	2013	4	9	4350	9.65	73	45065	1882	2468	43.26	56.74
11	1	2013	6	9	4350	9.65	74	45065	1718	2632	39.49	60.51
4	2	2013	3	9	4346	9.64	75	45065	1803	2543	41.49	58.51
6	26	2013	4	9	4345	9.64	76	45065	1821	2524	41.91	58.09
5	7	2013	3	9	4344	9.64	77	45065	1750	2594	40.29	59.71
3	21	2013	5	9	4342	9.63	78	45065	1768	2574	40.72	59.28
10	9	2013	4	18	4342	9.63	79	45065	2411	1931	55.53	44.47
5	23	2013	5	9	4341	9.63	80	45065	1802	2539	41.51	58.49
6	4	2013	3	9	4336	9.62	81	45065	1767	2569	40.75	59.25
9	24	2013	3	9	4331	9.61	82	45065	1806	2525	41.70	58.30
8	19	2013	2	9	4328	9.60	83	45065	1831	2497	42.31	57.69
8	22	2013	5	9	4326	9.60	84	45065	1803	2523	41.68	58.32
6	12	2013	4	9	4325	9.60	85	45065	1777	2548	41.09	58.91
6	25	2013	3	9	4325	9.60	86	45065	1929	2396	44.60	55.40
2	5	2013	3	9	4322	9.59	87	45065	1780	2542	41.18	58.82
7	9	2013	3	9	4315	9.58	88	45065	1845	2470	42.76	57.24
3	4	2013	2	9	4309	9.56	89	45065	1808	2501	41.96	58.04
3	27	2013	4	9	4306	9.56	90	45065	1667	2639	38.71	61.29
4	18	2013	5	9	4304	9.55	91	45065	1807	2497	41.98	58.02
10	16	2013	4	9	4302	9.55	92	45065	1745	2557	40.56	59.44
3	5	2013	3	9	4297	9.54	93	45065	1736	2561	40.40	59.60
3	28	2013	5	9	4293	9.53	94	45065	1676	2617	39.04	60.96

MO	DY	YR	DAY OF WK	HR	HR VOL	PERCENT OF AADT	HOUR NUMBER	AADT	EAST VOLUME	WEST VOLUME	PERCENT EAST IS OF TOTAL VOLUME	PERCENT WEST IS OF TOTAL VOLUME
8	1	2013	5	9	4292	9.52	95	45065	1762	2530	41.05	58.95
10	14	2013	2	9	4277	9.49	96	45065	1770	2507	41.38	58.62
2	21	2013	5	9	4276	9.49	97	45065	1759	2517	41.14	58.86
9	20	2013	6	9	4276	9.49	98	45065	1748	2528	40.88	59.12
5	9	2013	5	9	4273	9.48	99	45065	1679	2594	39.29	60.71
11	22	2013	6	9	4272	9.48	100	45065	1734	2538	40.59	59.41
5	28	2013	3	9	4271	9.48	101	45065	1733	2538	40.58	59.42
4	16	2013	3	9	4266	9.47	102	45065	1781	2485	41.75	58.25
6	19	2013	4	9	4265	9.46	103	45065	1871	2394	43.87	56.13
6	13	2013	5	9	4264	9.46	104	45065	1812	2452	42.50	57.50
10	4	2013	6	9	4257	9.45	105	45065	1704	2553	40.03	59.97
10	11	2013	6	9	4256	9.44	106	45065	1705	2551	40.06	59.94
10	25	2013	6	9	4254	9.44	107	45065	1741	2513	40.93	59.07
5	30	2013	5	9	4252	9.44	108	45065	1776	2476	41.77	58.23
7	8	2013	2	9	4249	9.43	109	45065	1758	2491	41.37	58.63
10	30	2013	4	9	4249	9.43	110	45065	1820	2429	42.83	57.17
5	22	2013	4	9	4245	9.42	111	45065	1720	2525	40.52	59.48
5	13	2013	2	9	4243	9.42	112	45065	1730	2513	40.77	59.23
6	18	2013	3	9	4243	9.42	113	45065	1738	2505	40.96	59.04
8	13	2013	3	9	4240	9.41	114	45065	1597	2643	37.67	62.33
10	31	2013	5	17	4240	9.41	115	45065	2604	1636	61.42	38.58
7	29	2013	2	9	4238	9.40	116	45065	1741	2497	41.08	58.92
11	12	2013	3	9	4238	9.40	117	45065	1872	2366	44.17	55.83
2	20	2013	4	9	4237	9.40	118	45065	1783	2454	42.08	57.92
4	23	2013	3	9	4237	9.40	119	45065	1732	2505	40.88	59.12
3	26	2013	3	8	4225	9.38	120	45065	1581	2644	37.42	62.58
8	28	2013	4	9	4225	9.38	121	45065	1774	2451	41.99	58.01
6	10	2013	2	9	4218	9.36	122	45065	1787	2431	42.37	57.63
6	20	2013	5	9	4217	9.36	123	45065	1782	2435	42.26	57.74
3	11	2013	2	9	4212	9.35	124	45065	1676	2536	39.79	60.21
12	13	2013	6	9	4205	9.33	125	45065	1655	2550	39.36	60.64
3	8	2013	6	9	4200	9.32	126	45065	1709	2491	40.69	59.31
6	3	2013	2	9	4200	9.32	127	45065	1682	2518	40.05	59.95
2	11	2013	2	9	4199	9.32	128	45065	1712	2487	40.77	59.23
5	6	2013	2	9	4198	9.32	129	45065	1758	2440	41.88	58.12
6	17	2013	2	9	4198	9.32	130	45065	1729	2469	41.19	58.81
7	22	2013	2	9	4195	9.31	131	45065	1775	2420	42.31	57.69
9	13	2013	6	9	4194	9.31	132	45065	1724	2470	41.11	58.89
3	18	2013	2	9	4193	9.30	133	45065	1676	2517	39.97	60.03
8	5	2013	2	9	4188	9.29	134	45065	1705	2483	40.71	59.29
9	16	2013	2	9	4187	9.29	135	45065	1670	2517	39.89	60.11

MO	DY	YR	DAY OF WK	HR	HR VOL	PERCENT OF AADT	HOUR NUMBER	AADT	EAST VOLUME	WEST VOLUME	PERCENT EAST IS OF TOTAL VOLUME	PERCENT WEST IS OF TOTAL VOLUME
10	2	2013	4	9	4187	9.29	136	45065	1798	2389	42.94	57.06
11	20	2013	4	8	4184	9.28	137	45065	1747	2437	41.75	58.25
11	19	2013	3	9	4180	9.28	138	45065	1813	2367	43.37	56.63
10	18	2013	6	9	4174	9.26	139	45065	1718	2456	41.16	58.84
9	9	2013	2	9	4170	9.25	140	45065	1720	2450	41.25	58.75
4	22	2013	2	9	4169	9.25	141	45065	1673	2496	40.13	59.87
2	25	2013	2	9	4164	9.24	142	45065	1661	2503	39.89	60.11
3	15	2013	6	9	4164	9.24	143	45065	1675	2489	40.23	59.77
5	31	2013	6	9	4163	9.24	144	45065	1722	2441	41.36	58.64
2	27	2013	4	8	4161	9.23	145	45065	1744	2417	41.91	58.09
9	27	2013	6	9	4161	9.23	146	45065	1749	2412	42.03	57.97
11	18	2013	2	9	4160	9.23	147	45065	1857	2303	44.64	55.36
4	17	2013	4	9	4158	9.23	148	45065	1688	2470	40.60	59.40
9	19	2013	5	9	4158	9.23	149	45065	1806	2352	43.43	56.57
4	1	2013	2	9	4155	9.22	150	45065	1696	2459	40.82	59.18
9	6	2013	6	9	4154	9.22	151	45065	1612	2542	38.81	61.19
2	13	2013	4	9	4153	9.22	152	45065	1721	2432	41.44	58.56
9	25	2013	4	9	4152	9.21	153	45065	1591	2561	38.32	61.68
11	6	2013	4	8	4152	9.21	154	45065	1788	2364	43.06	56.94
3	25	2013	2	9	4147	9.20	155	45065	1619	2528	39.04	60.96
10	30	2013	4	18	4146	9.20	156	45065	2250	1896	54.27	45.73
8	12	2013	2	9	4144	9.20	157	45065	1751	2393	42.25	57.75
4	29	2013	2	9	4142	9.19	158	45065	1766	2376	42.64	57.36
9	23	2013	2	18	4136	9.18	159	45065	2379	1757	57.52	42.48
3	12	2013	3	9	4135	9.18	160	45065	1749	2386	42.30	57.70
6	28	2013	6	9	4133	9.17	161	45065	1712	2421	41.42	58.58
9	26	2013	5	8	4129	9.16	162	45065	1584	2545	38.36	61.64
9	4	2013	4	18	4127	9.16	163	45065	2159	1968	52.31	47.69
5	21	2013	3	9	4126	9.16	164	45065	1731	2395	41.95	58.05
7	12	2013	6	9	4121	9.14	165	45065	1709	2412	41.47	58.53
2	1	2013	6	9	4117	9.14	166	45065	1667	2450	40.49	59.51
8	29	2013	5	9	4116	9.13	167	45065	1689	2427	41.03	58.97
3	20	2013	4	9	4115	9.13	168	45065	1733	2382	42.11	57.89
2	28	2013	5	18	4114	9.13	169	45065	2267	1847	55.10	44.90
10	10	2013	5	18	4113	9.13	170	45065	2259	1854	54.92	45.08
4	16	2013	3	18	4109	9.12	171	45065	2175	1934	52.93	47.07
9	23	2013	2	9	4106	9.11	172	45065	1638	2468	39.89	60.11
10	8	2013	3	9	4105	9.11	173	45065	1612	2493	39.27	60.73
7	2	2013	3	9	4102	9.10	174	45065	1682	2420	41.00	59.00
9	26	2013	5	9	4102	9.10	175	45065	1634	2468	39.83	60.17
7	1	2013	2	9	4100	9.10	176	45065	1668	2432	40.68	59.32

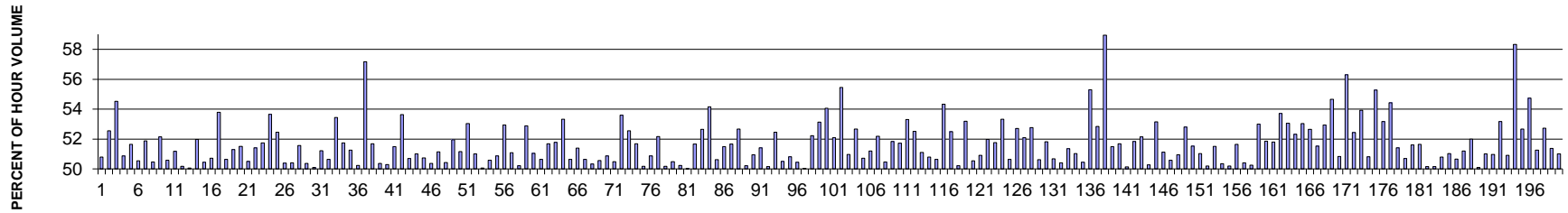
MO	DY	YR	DAY OF WK	HR	HR VOL	PERCENT OF AADT	HOUR NUMBER	AADT	EAST VOLUME	WEST VOLUME	PERCENT EAST IS OF TOTAL VOLUME	PERCENT WEST IS OF TOTAL VOLUME
5	1	2013	4	9	4098	9.09	177	45065	1681	2417	41.02	58.98
10	2	2013	4	18	4097	9.09	178	45065	2271	1826	55.43	44.57
8	2	2013	6	14	4095	9.09	179	45065	2202	1893	53.77	46.23
5	10	2013	6	9	4093	9.08	180	45065	1653	2440	40.39	59.61
10	18	2013	6	18	4088	9.07	181	45065	2133	1955	52.18	47.82
12	4	2013	4	18	4086	9.07	182	45065	2293	1793	56.12	43.88
4	9	2013	3	9	4085	9.06	183	45065	1817	2268	44.48	55.52
3	6	2013	4	9	4084	9.06	184	45065	1642	2442	40.21	59.79
7	26	2013	6	9	4081	9.06	185	45065	1648	2433	40.38	59.62
8	5	2013	2	18	4081	9.06	186	45065	2274	1807	55.72	44.28
2	8	2013	6	9	4077	9.05	187	45065	1641	2436	40.25	59.75
10	24	2013	5	18	4077	9.05	188	45065	2241	1836	54.97	45.03
11	13	2013	4	8	4077	9.05	189	45065	1759	2318	43.14	56.86
6	27	2013	5	9	4075	9.04	190	45065	1761	2314	43.21	56.79
7	19	2013	6	9	4075	9.04	191	45065	1708	2367	41.91	58.09
7	23	2013	3	18	4070	9.03	192	45065	2300	1770	56.51	43.49
5	14	2013	3	8	4068	9.03	193	45065	1732	2336	42.58	57.42
12	4	2013	4	9	4068	9.03	194	45065	1722	2346	42.33	57.67
9	3	2013	3	9	4067	9.02	195	45065	1611	2456	39.61	60.39
2	7	2013	5	8	4066	9.02	196	45065	1659	2407	40.80	59.20
6	4	2013	3	10	4066	9.02	197	45065	1668	2398	41.02	58.98
7	15	2013	2	9	4065	9.02	198	45065	1728	2337	42.51	57.49
6	5	2013	4	18	4064	9.02	199	45065	2308	1756	56.79	43.21
5	2	2013	5	18	4061	9.01	200	45065	2089	1972	51.44	48.56

**SR 433 MP 0.70 LONGVIEW BRIDGE ADC SITE S503
K FOR PEAK 200 HOURS OF 2013**



AADT= 21091 K 30 FACTOR= 10.33 K 100 FACTOR= 9.69 K 200 FACTOR= 9.26 D 30 FACTOR= 50.09

**SR 433 MP 0.70 LONGVIEW BRIDGE ADC SITE S503
D % IN THE PEAK 200 HOURS OF 2013**



MO	DY	YR	DAY OF WK	HR	HR VOL	PERCENT OF AADT	HOUR NUMBER	AADT	NORTH VOLUME	SOUTH VOLUME	PERCENT NORTH IS OF TOTAL VOLUME	PERCENT SOUTH IS OF TOTAL VOLUME
7	12	2013	6	17	2321	11.00	1	21091	1142	1179	49.20	50.80
6	28	2013	6	17	2318	10.99	2	21091	1218	1100	52.55	47.45
9	6	2013	6	17	2302	10.91	3	21091	1047	1255	45.48	54.52
8	16	2013	6	17	2290	10.86	4	21091	1165	1125	50.87	49.13
8	30	2013	6	16	2289	10.85	5	21091	1107	1182	48.36	51.64
8	23	2013	6	17	2279	10.81	6	21091	1152	1127	50.55	49.45
7	3	2013	4	17	2261	10.72	7	21091	1088	1173	48.12	51.88
7	12	2013	6	16	2251	10.67	8	21091	1115	1136	49.53	50.47
8	30	2013	6	17	2246	10.65	9	21091	1075	1171	47.86	52.14
8	23	2013	6	16	2244	10.64	10	21091	1109	1135	49.42	50.58
6	21	2013	6	17	2243	10.63	11	21091	1095	1148	48.82	51.18
8	9	2013	6	17	2236	10.60	12	21091	1122	1114	50.18	49.82

MO	DY	YR	DAY OF WK	HR	HR VOL	PERCENT OF AADT	HOUR NUMBER	AADT	NORTH VOLUME	SOUTH VOLUME	PERCENT NORTH IS OF TOTAL VOLUME	PERCENT SOUTH IS OF TOTAL VOLUME
7	19	2013	6	17	2233	10.59	13	21091	1115	1118	49.93	50.07
7	26	2013	6	17	2232	10.58	14	21091	1160	1072	51.97	48.03
6	14	2013	6	17	2220	10.53	15	21091	1100	1120	49.55	50.45
8	16	2013	6	16	2220	10.53	16	21091	1094	1126	49.28	50.72
8	30	2013	6	18	2220	10.53	17	21091	1026	1194	46.22	53.78
8	30	2013	6	15	2219	10.52	18	21091	1095	1124	49.35	50.65
8	2	2013	6	17	2215	10.50	19	21091	1079	1136	48.71	51.29
7	3	2013	4	16	2213	10.49	20	21091	1073	1140	48.49	51.51
5	3	2013	6	17	2206	10.46	21	21091	1092	1114	49.50	50.50
8	2	2013	6	15	2200	10.43	22	21091	1069	1131	48.59	51.41
8	23	2013	6	18	2199	10.43	23	21091	1138	1061	51.75	48.25
7	3	2013	4	18	2188	10.37	24	21091	1014	1174	46.34	53.66
6	7	2013	6	17	2187	10.37	25	21091	1040	1147	47.55	52.45
8	16	2013	6	18	2185	10.36	26	21091	1084	1101	49.61	50.39
8	2	2013	6	16	2182	10.35	27	21091	1082	1100	49.59	50.41
5	10	2013	6	17	2180	10.34	28	21091	1056	1124	48.44	51.56
6	28	2013	6	16	2178	10.33	29	21091	1097	1081	50.37	49.63
11	8	2013	6	17	2178	10.33	30	21091	1091	1087	50.09	49.91
11	1	2013	6	17	2171	10.29	31	21091	1059	1112	48.78	51.22
8	2	2013	6	18	2170	10.29	32	21091	1071	1099	49.35	50.65
8	22	2013	5	17	2167	10.27	33	21091	1158	1009	53.44	46.56
9	6	2013	6	16	2166	10.27	34	21091	1045	1121	48.25	51.75
6	7	2013	6	16	2164	10.26	35	21091	1055	1109	48.75	51.25
11	27	2013	4	16	2164	10.26	36	21091	1087	1077	50.23	49.77
9	6	2013	6	18	2160	10.24	37	21091	925	1235	42.82	57.18
9	20	2013	6	16	2159	10.24	38	21091	1043	1116	48.31	51.69
5	31	2013	6	17	2158	10.23	39	21091	1087	1071	50.37	49.63
9	20	2013	6	17	2145	10.17	40	21091	1079	1066	50.30	49.70
6	7	2013	6	18	2144	10.17	41	21091	1040	1104	48.51	51.49
6	14	2013	6	16	2144	10.17	42	21091	994	1150	46.36	53.64
5	3	2013	6	16	2138	10.14	43	21091	1054	1084	49.30	50.70
5	31	2013	6	16	2137	10.13	44	21091	1047	1090	48.99	51.01
9	13	2013	6	17	2135	10.12	45	21091	1052	1083	49.27	50.73
8	23	2013	6	15	2134	10.12	46	21091	1075	1059	50.37	49.63
7	3	2013	4	13	2133	10.11	47	21091	1042	1091	48.85	51.15
8	9	2013	6	15	2130	10.10	48	21091	1074	1056	50.42	49.58
9	13	2013	6	18	2129	10.09	49	21091	1023	1106	48.05	51.95
8	9	2013	6	16	2128	10.09	50	21091	1089	1039	51.17	48.83
7	3	2013	4	14	2125	10.08	51	21091	998	1127	46.96	53.04
8	30	2013	6	13	2125	10.08	52	21091	1041	1084	48.99	51.01
7	26	2013	6	16	2123	10.07	53	21091	1063	1060	50.07	49.93


MO	DY	YR	DAY OF WK	HR	HR VOL	PERCENT OF AADT	HOUR NUMBER	AADT	NORTH VOLUME	SOUTH VOLUME	PERCENT NORTH IS OF TOTAL VOLUME	PERCENT SOUTH IS OF TOTAL VOLUME
8	9	2013	6	18	2123	10.07	54	21091	1049	1074	49.41	50.59
6	28	2013	6	18	2117	10.04	55	21091	1077	1040	50.87	49.13
7	3	2013	4	15	2114	10.02	56	21091	995	1119	47.07	52.93
7	25	2013	5	17	2112	10.01	57	21091	1079	1033	51.09	48.91
10	11	2013	6	17	2111	10.01	58	21091	1060	1051	50.21	49.79
8	8	2013	5	18	2108	9.99	59	21091	1115	993	52.89	47.11
8	30	2013	6	12	2106	9.99	60	21091	1031	1075	48.96	51.04
7	12	2013	6	15	2105	9.98	61	21091	1039	1066	49.36	50.64
7	19	2013	6	16	2105	9.98	62	21091	1017	1088	48.31	51.69
8	1	2013	5	17	2105	9.98	63	21091	1090	1015	51.78	48.22
5	10	2013	6	18	2102	9.97	64	21091	981	1121	46.67	53.33
6	21	2013	6	16	2101	9.96	65	21091	1037	1064	49.36	50.64
8	12	2013	2	17	2101	9.96	66	21091	1080	1021	51.40	48.60
8	23	2013	6	14	2095	9.93	67	21091	1061	1034	50.64	49.36
7	19	2013	6	15	2094	9.93	68	21091	1040	1054	49.67	50.33
8	5	2013	2	17	2092	9.92	69	21091	1034	1058	49.43	50.57
8	16	2013	6	14	2091	9.91	70	21091	1027	1064	49.12	50.88
8	15	2013	5	17	2088	9.90	71	21091	1054	1034	50.48	49.52
8	30	2013	6	14	2088	9.90	72	21091	969	1119	46.41	53.59
12	23	2013	2	16	2087	9.90	73	21091	990	1097	47.44	52.56
8	9	2013	6	13	2086	9.89	74	21091	1078	1008	51.68	48.32
7	12	2013	6	14	2083	9.88	75	21091	1045	1038	50.17	49.83
8	16	2013	6	15	2080	9.86	76	21091	1022	1058	49.13	50.87
10	10	2013	5	17	2080	9.86	77	21091	1085	995	52.16	47.84
10	4	2013	6	18	2079	9.86	78	21091	1043	1036	50.17	49.83
10	11	2013	6	16	2078	9.85	79	21091	1029	1049	49.52	50.48
9	20	2013	6	15	2076	9.84	80	21091	1033	1043	49.76	50.24
9	27	2013	6	17	2075	9.84	81	21091	1038	1037	50.02	49.98
11	27	2013	4	15	2075	9.84	82	21091	1003	1072	48.34	51.66
5	24	2013	6	16	2072	9.82	83	21091	981	1091	47.35	52.65
5	24	2013	6	17	2072	9.82	84	21091	950	1122	45.85	54.15
11	15	2013	6	17	2070	9.81	85	21091	1022	1048	49.37	50.63
8	25	2013	1	13	2068	9.81	86	21091	1065	1003	51.50	48.50
10	25	2013	6	16	2063	9.78	87	21091	997	1066	48.33	51.67
6	7	2013	6	15	2062	9.78	88	21091	976	1086	47.33	52.67
6	21	2013	6	18	2061	9.77	89	21091	1026	1035	49.78	50.22
9	27	2013	6	16	2061	9.77	90	21091	1050	1011	50.95	49.05
7	19	2013	6	18	2060	9.77	91	21091	1059	1001	51.41	48.59
5	17	2013	6	17	2058	9.76	92	21091	1026	1032	49.85	50.15
11	27	2013	4	14	2053	9.73	93	21091	1077	976	52.46	47.54
5	31	2013	6	18	2051	9.72	94	21091	1036	1015	50.51	49.49

MO	DY	YR	DAY OF WK	HR	HR VOL	PERCENT OF AADT	HOUR NUMBER	AADT	NORTH VOLUME	SOUTH VOLUME	PERCENT NORTH IS OF TOTAL VOLUME	PERCENT SOUTH IS OF TOTAL VOLUME
8	2	2013	6	14	2049	9.72	95	21091	1008	1041	49.19	50.81
10	25	2013	6	17	2048	9.71	96	21091	1033	1015	50.44	49.56
8	22	2013	5	16	2046	9.70	97	21091	1024	1022	50.05	49.95
8	2	2013	6	13	2045	9.70	98	21091	1068	977	52.22	47.78
7	11	2013	5	17	2044	9.69	99	21091	1086	958	53.13	46.87
9	6	2013	6	15	2044	9.69	100	21091	939	1105	45.94	54.06
7	24	2013	4	16	2043	9.69	101	21091	1064	979	52.08	47.92
8	31	2013	7	12	2041	9.68	102	21091	909	1132	44.54	55.46
12	13	2013	6	16	2041	9.68	103	21091	1001	1040	49.04	50.96
8	21	2013	4	17	2039	9.67	104	21091	1074	965	52.67	47.33
9	20	2013	6	18	2037	9.66	105	21091	1004	1033	49.29	50.71
5	3	2013	6	18	2035	9.65	106	21091	993	1042	48.80	51.20
10	18	2013	6	16	2035	9.65	107	21091	973	1062	47.81	52.19
8	8	2013	5	17	2033	9.64	108	21091	1026	1007	50.47	49.53
8	29	2013	5	16	2033	9.64	109	21091	1054	979	51.84	48.16
6	14	2013	6	15	2032	9.63	110	21091	981	1051	48.28	51.72
10	18	2013	6	18	2032	9.63	111	21091	949	1083	46.70	53.30
8	20	2013	3	17	2030	9.62	112	21091	1066	964	52.51	47.49
11	22	2013	6	17	2029	9.62	113	21091	1037	992	51.11	48.89
8	1	2013	5	16	2028	9.62	114	21091	998	1030	49.21	50.79
8	29	2013	5	17	2026	9.61	115	21091	1026	1000	50.64	49.36
7	12	2013	6	18	2023	9.59	116	21091	924	1099	45.67	54.33
7	26	2013	6	18	2023	9.59	117	21091	1062	961	52.50	47.50
5	10	2013	6	16	2021	9.58	118	21091	1015	1006	50.22	49.78
8	25	2013	1	14	2021	9.58	119	21091	1075	946	53.19	46.81
7	26	2013	6	15	2020	9.58	120	21091	999	1021	49.46	50.54
7	22	2013	2	17	2019	9.57	121	21091	1028	991	50.92	49.08
8	15	2013	5	16	2018	9.57	122	21091	969	1049	48.02	51.98
9	13	2013	6	16	2015	9.55	123	21091	1043	972	51.76	48.24
5	24	2013	6	14	2014	9.55	124	21091	940	1074	46.67	53.33
8	7	2013	4	17	2012	9.54	125	21091	993	1019	49.35	50.65
11	1	2013	6	16	2011	9.53	126	21091	951	1060	47.29	52.71
7	1	2013	2	17	2010	9.53	127	21091	1047	963	52.09	47.91
8	23	2013	6	13	2009	9.53	128	21091	1060	949	52.76	47.24
9	13	2013	6	15	2009	9.53	129	21091	992	1017	49.38	50.62
10	4	2013	6	16	2009	9.53	130	21091	968	1041	48.18	51.82
8	9	2013	6	14	2005	9.51	131	21091	1016	989	50.67	49.33
7	19	2013	6	14	2004	9.50	132	21091	1010	994	50.40	49.60
8	16	2013	6	13	2004	9.50	133	21091	1029	975	51.35	48.65
11	6	2013	4	17	2003	9.50	134	21091	981	1022	48.98	51.02
8	2	2013	6	12	2002	9.49	135	21091	992	1010	49.55	50.45

MO	DY	YR	DAY OF WK	HR	HR VOL	PERCENT OF AADT	HOUR NUMBER	AADT	NORTH VOLUME	SOUTH VOLUME	PERCENT NORTH IS OF TOTAL VOLUME	PERCENT SOUTH IS OF TOTAL VOLUME
8	4	2013	1	14	2002	9.49	136	21091	1107	895	55.29	44.71
11	27	2013	4	18	2002	9.49	137	21091	1058	944	52.85	47.15
5	24	2013	6	18	2000	9.48	138	21091	821	1179	41.05	58.95
11	22	2013	6	15	2000	9.48	139	21091	1030	970	51.50	48.50
5	3	2013	6	14	1999	9.48	140	21091	966	1033	48.32	51.68
7	26	2013	6	14	1999	9.48	141	21091	1002	997	50.13	49.87
8	14	2013	4	17	1999	9.48	142	21091	1036	963	51.83	48.17
7	10	2013	4	17	1998	9.47	143	21091	1042	956	52.15	47.85
8	20	2013	3	16	1997	9.47	144	21091	1004	993	50.28	49.72
12	13	2013	6	17	1996	9.46	145	21091	1061	935	53.16	46.84
6	21	2013	6	15	1993	9.45	146	21091	1019	974	51.13	48.87
8	5	2013	2	15	1991	9.44	147	21091	1007	984	50.58	49.42
8	4	2013	1	13	1990	9.44	148	21091	1014	976	50.95	49.05
11	1	2013	6	14	1990	9.44	149	21091	1051	939	52.81	47.19
6	26	2013	4	17	1989	9.43	150	21091	1025	964	51.53	48.47
8	1	2013	5	14	1989	9.43	151	21091	1015	974	51.03	48.97
7	10	2013	4	16	1988	9.43	152	21091	990	998	49.80	50.20
8	6	2013	3	18	1988	9.43	153	21091	1024	964	51.51	48.49
8	22	2013	5	15	1988	9.43	154	21091	1001	987	50.35	49.65
9	5	2013	5	17	1988	9.43	155	21091	990	998	49.80	50.20
10	4	2013	6	17	1987	9.42	156	21091	961	1026	48.36	51.64
8	1	2013	5	18	1986	9.42	157	21091	1001	985	50.40	49.60
12	23	2013	2	15	1986	9.42	158	21091	988	998	49.75	50.25
9	12	2013	5	18	1985	9.41	159	21091	1052	933	53.00	47.00
5	10	2013	6	15	1984	9.41	160	21091	1029	955	51.86	48.14
8	19	2013	2	16	1983	9.40	161	21091	1027	956	51.79	48.21
8	28	2013	4	17	1983	9.40	162	21091	1065	918	53.71	46.29
11	1	2013	6	18	1983	9.40	163	21091	931	1052	46.95	53.05
8	14	2013	4	16	1982	9.40	164	21091	1037	945	52.32	47.68
9	11	2013	4	17	1982	9.40	165	21091	1051	931	53.03	46.97
8	7	2013	4	18	1979	9.38	166	21091	1042	937	52.65	47.35
5	3	2013	6	15	1978	9.38	167	21091	959	1019	48.48	51.52
7	31	2013	4	17	1976	9.37	168	21091	1046	930	52.94	47.06
8	18	2013	1	13	1976	9.37	169	21091	1080	896	54.66	45.34
7	1	2013	2	15	1975	9.36	170	21091	1004	971	50.84	49.16
8	26	2013	2	18	1975	9.36	171	21091	1112	863	56.30	43.70
6	6	2013	5	17	1974	9.36	172	21091	1035	939	52.43	47.57
11	27	2013	4	17	1973	9.35	173	21091	909	1064	46.07	53.93
7	24	2013	4	17	1972	9.35	174	21091	970	1002	49.19	50.81
8	18	2013	1	14	1972	9.35	175	21091	1090	882	55.27	44.73
7	25	2013	5	18	1971	9.35	176	21091	1048	923	53.17	46.83

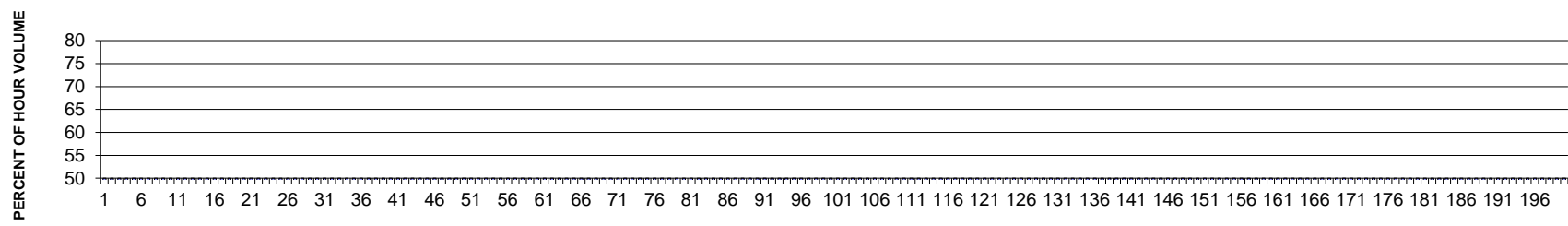
MO	DY	YR	DAY OF WK	HR	HR VOL	PERCENT OF AADT	HOUR NUMBER	AADT	NORTH VOLUME	SOUTH VOLUME	PERCENT NORTH IS OF TOTAL VOLUME	PERCENT SOUTH IS OF TOTAL VOLUME
8	11	2013	1	13	1968	9.33	177	21091	1071	897	54.42	45.58
11	1	2013	6	15	1968	9.33	178	21091	956	1012	48.58	51.42
7	18	2013	5	17	1967	9.33	179	21091	997	970	50.69	49.31
8	5	2013	2	16	1967	9.33	180	21091	1015	952	51.60	48.40
9	20	2013	6	14	1967	9.33	181	21091	951	1016	48.35	51.65
6	14	2013	6	18	1966	9.32	182	21091	986	980	50.15	49.85
6	21	2013	6	14	1966	9.32	183	21091	980	986	49.85	50.15
7	29	2013	2	16	1965	9.32	184	21091	998	967	50.79	49.21
7	3	2013	4	12	1964	9.31	185	21091	962	1002	48.98	51.02
7	5	2013	6	16	1964	9.31	186	21091	995	969	50.66	49.34
8	7	2013	4	16	1963	9.31	187	21091	1005	958	51.20	48.80
5	31	2013	6	15	1962	9.30	188	21091	942	1020	48.01	51.99
7	12	2013	6	13	1962	9.30	189	21091	983	979	50.10	49.90
10	11	2013	6	18	1959	9.29	190	21091	960	999	49.00	51.00
6	17	2013	2	17	1958	9.28	191	21091	998	960	50.97	49.03
6	28	2013	6	15	1958	9.28	192	21091	917	1041	46.83	53.17
8	15	2013	5	15	1958	9.28	193	21091	961	997	49.08	50.92
10	29	2013	3	18	1958	9.28	194	21091	1142	816	58.32	41.68
12	27	2013	6	16	1958	9.28	195	21091	927	1031	47.34	52.66
8	19	2013	2	17	1957	9.28	196	21091	1071	886	54.73	45.27
8	21	2013	4	16	1957	9.28	197	21091	1003	954	51.25	48.75
10	18	2013	6	15	1957	9.28	198	21091	925	1032	47.27	52.73
10	25	2013	6	18	1954	9.26	199	21091	950	1004	48.62	51.38
7	30	2013	3	16	1953	9.26	200	21091	996	957	51.00	49.00

SR 520 MP 7.93 W/O 148TH AVE NE I/C ADC SITE S533
K FOR PEAK 200 HOURS OF 2013

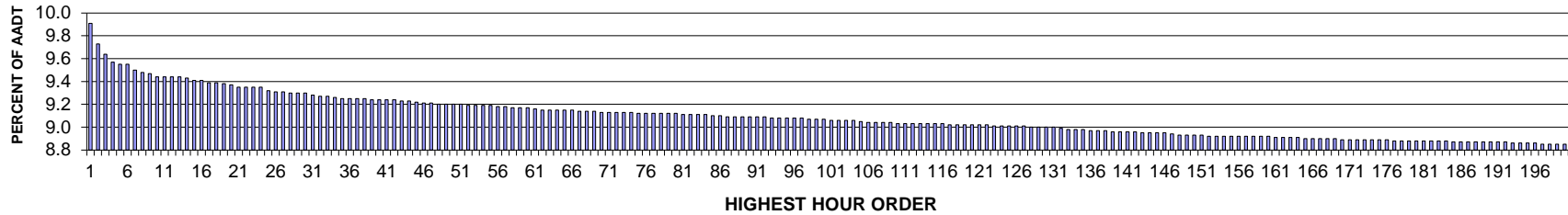


AADT= 0 K 30 FACTOR= 0.00 K 100 FACTOR= 0.00 K 200 FACTOR= 0.00 D 30 FACTOR= 0.00

SR 520 MP 7.93 W/O 148TH AVE NE I/C ADC SITE S533
D % IN THE PEAK 200 HOURS OF 2013

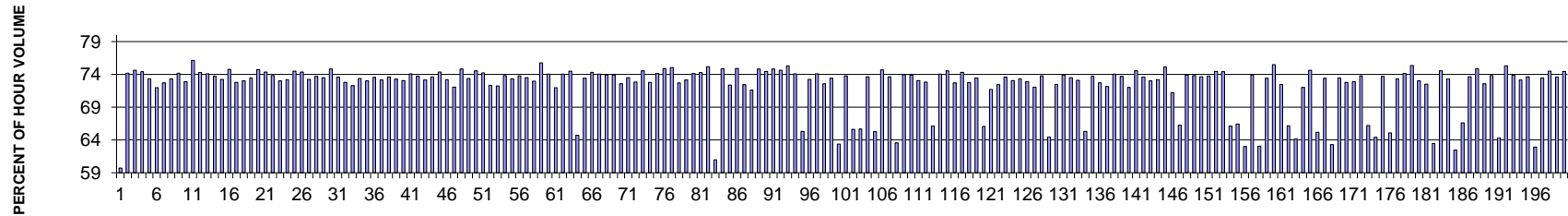


SR 520 MP 12.01 E/O W LK SAMMAMISH PRKWY ADC SITE S547
K FOR PEAK 200 HOURS OF 2013



AADT= 73448 K 30 FACTOR= 9.30 K 100 FACTOR= 9.07 K 200 FACTOR= 8.85 D 30 FACTOR= 74.84

SR 520 MP 12.01 E/O W LK SAMMAMISH PRKWY ADC SITE S547
D % IN THE PEAK 200 HOURS OF 2013



MO	DY	YR	DAY OF WK	HR	HR VOL	PERCENT OF AADT	HOUR NUMBER	AADT	EAST VOLUME	WEST VOLUME	PERCENT EAST IS OF TOTAL VOLUME	PERCENT WEST IS OF TOTAL VOLUME
10	31	2013	5	16	7280	9.91	1	73448	4349	2931	59.74	40.26
9	24	2013	3	9	7147	9.73	2	73448	1845	5302	25.82	74.18
11	4	2013	2	9	7083	9.64	3	73448	1795	5288	25.34	74.66
3	4	2013	2	9	7032	9.57	4	73448	1798	5234	25.57	74.43
10	15	2013	3	9	7015	9.55	5	73448	1871	5144	26.67	73.33
9	4	2013	4	9	7013	9.55	6	73448	1963	5050	27.99	72.01
10	10	2013	5	9	6980	9.50	7	73448	1905	5075	27.29	72.71
10	16	2013	4	9	6965	9.48	8	73448	1856	5109	26.65	73.35
10	29	2013	3	9	6959	9.47	9	73448	1796	5163	25.81	74.19
10	30	2013	4	9	6933	9.44	10	73448	1878	5055	27.09	72.91
11	6	2013	4	9	6932	9.44	11	73448	1653	5279	23.85	76.15
11	20	2013	4	9	6932	9.44	12	73448	1782	5150	25.71	74.29

MO	DY	YR	DAY OF WK	HR	HR VOL	PERCENT OF AADT	HOUR NUMBER	AADT	EAST VOLUME	WEST VOLUME	PERCENT EAST IS OF TOTAL VOLUME	PERCENT WEST IS OF TOTAL VOLUME
3	19	2013	3	9	6930	9.44	13	73448	1793	5137	25.87	74.13
10	9	2013	4	9	6923	9.43	14	73448	1816	5107	26.23	73.77
9	10	2013	3	9	6914	9.41	15	73448	1849	5065	26.74	73.26
11	5	2013	3	9	6911	9.41	16	73448	1742	5169	25.21	74.79
9	26	2013	5	9	6900	9.39	17	73448	1878	5022	27.22	72.78
10	24	2013	5	9	6898	9.39	18	73448	1860	5038	26.96	73.04
10	22	2013	3	9	6887	9.38	19	73448	1827	5060	26.53	73.47
2	13	2013	4	9	6883	9.37	20	73448	1738	5145	25.25	74.75
11	14	2013	5	9	6871	9.35	21	73448	1761	5110	25.63	74.37
10	23	2013	4	9	6870	9.35	22	73448	1798	5072	26.17	73.83
10	31	2013	5	9	6867	9.35	23	73448	1853	5014	26.98	73.02
11	13	2013	4	9	6867	9.35	24	73448	1841	5026	26.81	73.19
5	23	2013	5	9	6847	9.32	25	73448	1744	5103	25.47	74.53
2	8	2013	6	9	6840	9.31	26	73448	1752	5088	25.61	74.39
4	2	2013	3	9	6836	9.31	27	73448	1830	5006	26.77	73.23
1	31	2013	5	9	6834	9.30	28	73448	1798	5036	26.31	73.69
4	15	2013	2	9	6834	9.30	29	73448	1808	5026	26.46	73.54
9	25	2013	4	9	6827	9.30	30	73448	1718	5109	25.16	74.84
10	21	2013	2	9	6815	9.28	31	73448	1798	5017	26.38	73.62
9	12	2013	5	9	6811	9.27	32	73448	1854	4957	27.22	72.78
5	2	2013	5	9	6805	9.27	33	73448	1886	4919	27.71	72.29
3	5	2013	3	9	6802	9.26	34	73448	1811	4991	26.62	73.38
9	19	2013	5	9	6796	9.25	35	73448	1832	4964	26.96	73.04
12	5	2013	5	9	6796	9.25	36	73448	1796	5000	26.43	73.57
9	17	2013	3	9	6795	9.25	37	73448	1824	4971	26.84	73.16
5	30	2013	5	9	6791	9.25	38	73448	1793	4998	26.40	73.60
3	6	2013	4	9	6789	9.24	39	73448	1813	4976	26.70	73.30
9	18	2013	4	9	6786	9.24	40	73448	1827	4959	26.92	73.08
11	8	2013	6	9	6786	9.24	41	73448	1757	5029	25.89	74.11
11	21	2013	5	9	6784	9.24	42	73448	1780	5004	26.24	73.76
3	13	2013	4	9	6779	9.23	43	73448	1818	4961	26.82	73.18
6	6	2013	5	9	6778	9.23	44	73448	1789	4989	26.39	73.61
12	3	2013	3	9	6772	9.22	45	73448	1736	5036	25.63	74.37
12	11	2013	4	9	6763	9.21	46	73448	1812	4951	26.79	73.21
3	21	2013	5	9	6761	9.21	47	73448	1887	4874	27.91	72.09
2	6	2013	4	9	6758	9.20	48	73448	1702	5056	25.18	74.82
5	15	2013	4	9	6757	9.20	49	73448	1799	4958	26.62	73.38
2	5	2013	3	9	6755	9.20	50	73448	1719	5036	25.45	74.55
11	12	2013	3	9	6755	9.20	51	73448	1741	5014	25.77	74.23
5	1	2013	4	9	6752	9.19	52	73448	1866	4886	27.64	72.36
4	18	2013	5	9	6748	9.19	53	73448	1873	4875	27.76	72.24

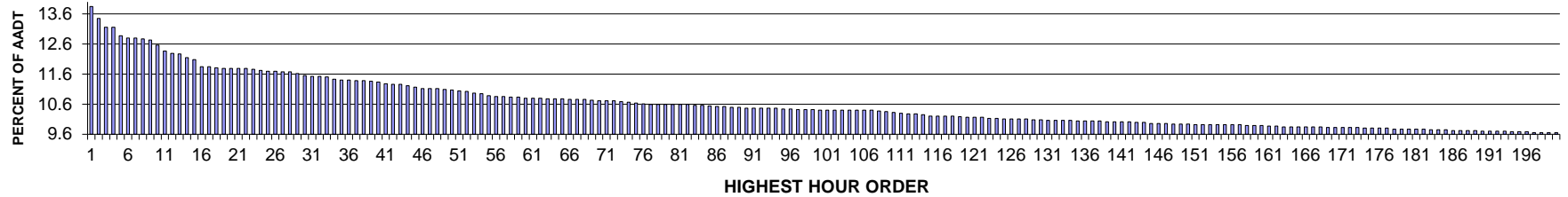
MO	DY	YR	DAY OF WK	HR	HR VOL	PERCENT OF AADT	HOUR NUMBER	AADT	EAST VOLUME	WEST VOLUME	PERCENT EAST IS OF TOTAL VOLUME	PERCENT WEST IS OF TOTAL VOLUME
10	8	2013	3	9	6748	9.19	54	73448	1766	4982	26.17	73.83
5	14	2013	3	9	6747	9.19	55	73448	1800	4947	26.68	73.32
3	11	2013	2	9	6741	9.18	56	73448	1767	4974	26.21	73.79
11	15	2013	6	9	6739	9.18	57	73448	1783	4956	26.46	73.54
3	14	2013	5	9	6736	9.17	58	73448	1819	4917	27.00	73.00
9	30	2013	2	9	6734	9.17	59	73448	1631	5103	24.22	75.78
10	7	2013	2	9	6733	9.17	60	73448	1745	4988	25.92	74.08
10	25	2013	6	9	6731	9.16	61	73448	1885	4846	28.00	72.00
4	3	2013	4	9	6724	9.15	62	73448	1743	4981	25.92	74.08
11	7	2013	5	9	6723	9.15	63	73448	1713	5010	25.48	74.52
11	6	2013	4	17	6721	9.15	64	73448	4349	2372	64.71	35.29
12	12	2013	5	9	6720	9.15	65	73448	1785	4935	26.56	73.44
10	17	2013	5	10	6719	9.15	66	73448	1724	4995	25.66	74.34
12	4	2013	4	9	6716	9.14	67	73448	1741	4975	25.92	74.08
4	23	2013	3	9	6712	9.14	68	73448	1751	4961	26.09	73.91
12	17	2013	3	9	6710	9.14	69	73448	1750	4960	26.08	73.92
4	30	2013	3	9	6708	9.13	70	73448	1841	4867	27.44	72.56
3	26	2013	3	9	6707	9.13	71	73448	1776	4931	26.48	73.52
11	22	2013	6	9	6706	9.13	72	73448	1822	4884	27.17	72.83
2	12	2013	3	9	6704	9.13	73	73448	1705	4999	25.43	74.57
3	7	2013	5	9	6703	9.13	74	73448	1823	4880	27.20	72.80
4	24	2013	4	9	6702	9.12	75	73448	1731	4971	25.83	74.17
10	28	2013	2	9	6700	9.12	76	73448	1683	5017	25.12	74.88
10	14	2013	2	9	6699	9.12	77	73448	1670	5029	24.93	75.07
9	13	2013	6	9	6698	9.12	78	73448	1829	4869	27.31	72.69
3	12	2013	3	9	6696	9.12	79	73448	1798	4898	26.85	73.15
10	2	2013	4	9	6696	9.12	80	73448	1730	4966	25.84	74.16
2	1	2013	6	9	6694	9.11	81	73448	1720	4974	25.69	74.31
11	18	2013	2	9	6693	9.11	82	73448	1661	5032	24.82	75.18
11	21	2013	5	16	6690	9.11	83	73448	4080	2610	60.99	39.01
11	19	2013	3	9	6689	9.11	84	73448	1680	5009	25.12	74.88
3	25	2013	2	9	6681	9.10	85	73448	1844	4837	27.60	72.40
6	3	2013	2	9	6681	9.10	86	73448	1677	5004	25.10	74.90
11	26	2013	3	9	6678	9.09	87	73448	1840	4838	27.55	72.45
9	20	2013	6	9	6677	9.09	88	73448	1895	4782	28.38	71.62
5	8	2013	4	9	6676	9.09	89	73448	1679	4997	25.15	74.85
9	24	2013	3	10	6676	9.09	90	73448	1705	4971	25.54	74.46
1	30	2013	4	9	6674	9.09	91	73448	1680	4994	25.17	74.83
9	23	2013	2	9	6673	9.09	92	73448	1691	4982	25.34	74.66
6	13	2013	5	9	6672	9.08	93	73448	1645	5027	24.66	75.34
2	11	2013	2	9	6670	9.08	94	73448	1727	4943	25.89	74.11

MO	DY	YR	DAY OF WK	HR	HR VOL	PERCENT OF AADT	HOUR NUMBER	AADT	EAST VOLUME	WEST VOLUME	PERCENT EAST IS OF TOTAL VOLUME	PERCENT WEST IS OF TOTAL VOLUME
9	4	2013	4	17	6670	9.08	95	73448	4358	2312	65.34	34.66
5	9	2013	5	9	6668	9.08	96	73448	1784	4884	26.75	73.25
12	6	2013	6	9	6668	9.08	97	73448	1728	4940	25.91	74.09
5	28	2013	3	9	6663	9.07	98	73448	1827	4836	27.42	72.58
9	9	2013	2	9	6659	9.07	99	73448	1768	4891	26.55	73.45
12	18	2013	4	17	6659	9.07	100	73448	4220	2439	63.37	36.63
9	27	2013	6	9	6658	9.06	101	73448	1745	4913	26.21	73.79
12	3	2013	3	17	6658	9.06	102	73448	4369	2289	65.62	34.38
12	10	2013	3	17	6657	9.06	103	73448	4373	2284	65.69	34.31
1	15	2013	3	9	6653	9.06	104	73448	1753	4900	26.35	73.65
10	24	2013	5	17	6644	9.05	105	73448	4336	2308	65.26	34.74
1	29	2013	3	9	6643	9.04	106	73448	1682	4961	25.32	74.68
12	16	2013	2	9	6642	9.04	107	73448	1751	4891	26.36	73.64
3	14	2013	5	17	6641	9.04	108	73448	4220	2421	63.54	36.46
4	16	2013	3	10	6638	9.04	109	73448	1727	4911	26.02	73.98
1	14	2013	2	9	6634	9.03	110	73448	1732	4902	26.11	73.89
5	16	2013	5	9	6634	9.03	111	73448	1786	4848	26.92	73.08
10	3	2013	5	9	6634	9.03	112	73448	1801	4833	27.15	72.85
10	30	2013	4	17	6633	9.03	113	73448	4388	2245	66.15	33.85
9	16	2013	2	9	6632	9.03	114	73448	1721	4911	25.95	74.05
5	20	2013	2	9	6631	9.03	115	73448	1686	4945	25.43	74.57
3	27	2013	4	9	6629	9.03	116	73448	1810	4819	27.30	72.70
10	30	2013	4	10	6628	9.02	117	73448	1702	4926	25.68	74.32
5	31	2013	6	9	6627	9.02	118	73448	1806	4821	27.25	72.75
4	1	2013	2	9	6625	9.02	119	73448	1758	4867	26.54	73.46
12	5	2013	5	17	6625	9.02	120	73448	4379	2246	66.10	33.90
4	16	2013	3	9	6624	9.02	121	73448	1873	4751	28.28	71.72
6	11	2013	3	9	6624	9.02	122	73448	1824	4800	27.54	72.46
12	9	2013	2	9	6621	9.01	123	73448	1748	4873	26.40	73.60
1	23	2013	4	9	6619	9.01	124	73448	1781	4838	26.91	73.09
1	17	2013	5	9	6615	9.01	125	73448	1762	4853	26.64	73.36
2	27	2013	4	9	6614	9.01	126	73448	1794	4820	27.12	72.88
10	4	2013	6	9	6614	9.01	127	73448	1845	4769	27.90	72.10
6	12	2013	4	9	6613	9.00	128	73448	1734	4879	26.22	73.78
10	15	2013	3	17	6613	9.00	129	73448	4262	2351	64.45	35.55
9	6	2013	6	9	6609	9.00	130	73448	1818	4791	27.51	72.49
12	2	2013	2	9	6607	9.00	131	73448	1721	4886	26.05	73.95
2	25	2013	2	9	6606	8.99	132	73448	1749	4857	26.48	73.52
4	29	2013	2	9	6599	8.98	133	73448	1773	4826	26.87	73.13
12	4	2013	4	17	6593	8.98	134	73448	4305	2288	65.30	34.70
2	4	2013	2	9	6592	8.98	135	73448	1730	4862	26.24	73.76

MO	DY	YR	DAY OF WK	HR	HR VOL	PERCENT OF AADT	HOUR NUMBER	AADT	EAST VOLUME	WEST VOLUME	PERCENT EAST IS OF TOTAL VOLUME	PERCENT WEST IS OF TOTAL VOLUME
9	11	2013	4	9	6589	8.97	136	73448	1799	4790	27.30	72.70
5	10	2013	6	9	6587	8.97	137	73448	1832	4755	27.81	72.19
4	25	2013	5	9	6586	8.97	138	73448	1707	4879	25.92	74.08
1	28	2013	2	9	6584	8.96	139	73448	1732	4852	26.31	73.69
11	1	2013	6	9	6584	8.96	140	73448	1842	4742	27.98	72.02
6	10	2013	2	9	6583	8.96	141	73448	1675	4908	25.44	74.56
7	30	2013	3	9	6580	8.96	142	73448	1735	4845	26.37	73.63
7	30	2013	3	10	6575	8.95	143	73448	1774	4801	26.98	73.02
6	6	2013	5	10	6572	8.95	144	73448	1762	4810	26.81	73.19
10	8	2013	3	10	6572	8.95	145	73448	1633	4939	24.85	75.15
10	15	2013	3	10	6571	8.95	146	73448	1890	4681	28.76	71.24
10	8	2013	3	17	6564	8.94	147	73448	4350	2214	66.27	33.73
12	5	2013	5	10	6562	8.93	148	73448	1711	4851	26.07	73.93
2	26	2013	3	9	6561	8.93	149	73448	1715	4846	26.14	73.86
1	25	2013	6	9	6558	8.93	150	73448	1727	4831	26.33	73.67
4	4	2013	5	9	6558	8.93	151	73448	1721	4837	26.24	73.76
5	29	2013	4	9	6555	8.92	152	73448	1673	4882	25.52	74.48
10	29	2013	3	10	6551	8.92	153	73448	1676	4875	25.58	74.42
9	25	2013	4	17	6550	8.92	154	73448	4330	2220	66.11	33.89
10	29	2013	3	17	6550	8.92	155	73448	4351	2199	66.43	33.57
11	20	2013	4	17	6550	8.92	156	73448	4129	2421	63.04	36.96
12	12	2013	5	10	6550	8.92	157	73448	1707	4843	26.06	73.94
1	31	2013	5	17	6549	8.92	158	73448	4129	2420	63.05	36.95
4	22	2013	2	9	6549	8.92	159	73448	1739	4810	26.55	73.45
11	19	2013	3	10	6548	8.92	160	73448	1604	4944	24.50	75.50
3	29	2013	6	9	6546	8.91	161	73448	1800	4746	27.50	72.50
10	28	2013	2	17	6546	8.91	162	73448	4332	2214	66.18	33.82
11	13	2013	4	17	6541	8.91	163	73448	4195	2346	64.13	35.87
12	19	2013	5	9	6541	8.91	164	73448	1829	4712	27.96	72.04
6	4	2013	3	9	6540	8.90	165	73448	1657	4883	25.34	74.66
11	12	2013	3	17	6538	8.90	166	73448	4262	2276	65.19	34.81
9	3	2013	3	9	6537	8.90	167	73448	1737	4800	26.57	73.43
5	2	2013	5	17	6536	8.90	168	73448	4136	2400	63.28	36.72
8	6	2013	3	10	6536	8.90	169	73448	1733	4803	26.51	73.49
10	16	2013	4	10	6533	8.89	170	73448	1778	4755	27.22	72.78
3	20	2013	4	9	6531	8.89	171	73448	1771	4760	27.12	72.88
5	22	2013	4	9	6531	8.89	172	73448	1711	4820	26.20	73.80
11	8	2013	6	17	6531	8.89	173	73448	4325	2206	66.22	33.78
4	3	2013	4	17	6529	8.89	174	73448	4205	2324	64.40	35.60
2	28	2013	5	9	6528	8.89	175	73448	1718	4810	26.32	73.68
10	17	2013	5	17	6528	8.89	176	73448	4250	2278	65.10	34.90

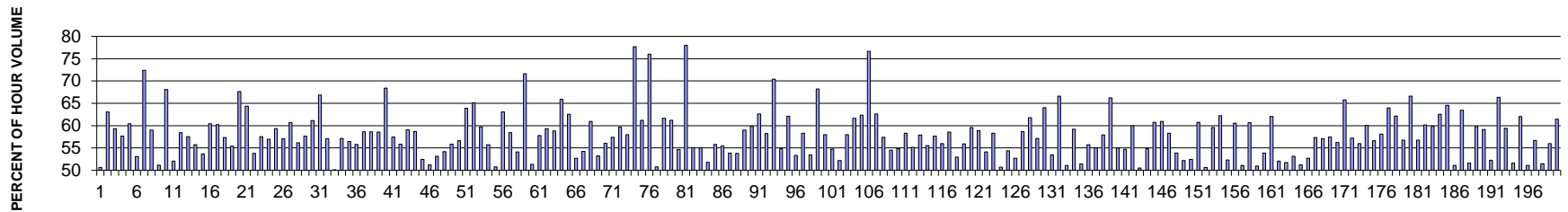
MO	DY	YR	DAY OF WK	HR	HR VOL	PERCENT OF AADT	HOUR NUMBER	AADT	EAST VOLUME	WEST VOLUME	PERCENT EAST IS OF TOTAL VOLUME	PERCENT WEST IS OF TOTAL VOLUME
3	1	2013	6	9	6525	8.88	177	73448	1741	4784	26.68	73.32
5	21	2013	3	9	6525	8.88	178	73448	1686	4839	25.84	74.16
11	21	2013	5	10	6525	8.88	179	73448	1607	4918	24.63	75.37
3	15	2013	6	9	6524	8.88	180	73448	1760	4764	26.98	73.02
12	18	2013	4	9	6522	8.88	181	73448	1791	4731	27.46	72.54
4	30	2013	3	17	6521	8.88	182	73448	4138	2383	63.46	36.54
1	16	2013	4	9	6519	8.88	183	73448	1657	4862	25.42	74.58
10	3	2013	5	10	6519	8.88	184	73448	1741	4778	26.71	73.29
10	16	2013	4	17	6518	8.87	185	73448	4074	2444	62.50	37.50
10	21	2013	2	17	6518	8.87	186	73448	4342	2176	66.62	33.38
7	10	2013	4	10	6517	8.87	187	73448	1718	4799	26.36	73.64
1	24	2013	5	10	6516	8.87	188	73448	1636	4880	25.11	74.89
10	1	2013	3	9	6516	8.87	189	73448	1787	4729	27.42	72.58
4	26	2013	6	9	6514	8.87	190	73448	1703	4811	26.14	73.86
12	11	2013	4	17	6513	8.87	191	73448	4189	2324	64.32	35.68
3	20	2013	4	10	6512	8.87	192	73448	1608	4904	24.69	75.31
3	18	2013	2	9	6511	8.86	193	73448	1701	4810	26.13	73.87
12	13	2013	6	9	6508	8.86	194	73448	1746	4762	26.83	73.17
6	5	2013	4	9	6506	8.86	195	73448	1713	4793	26.33	73.67
3	7	2013	5	17	6505	8.86	196	73448	4092	2413	62.91	37.09
3	28	2013	5	9	6503	8.85	197	73448	1726	4777	26.54	73.46
7	23	2013	3	10	6503	8.85	198	73448	1656	4847	25.47	74.53
9	5	2013	5	9	6503	8.85	199	73448	1715	4788	26.37	73.63
5	21	2013	3	10	6502	8.85	200	73448	1661	4841	25.55	74.45

**SR 024 MP 43.50 VERNITA ADC SITE S612
K FOR PEAK 200 HOURS OF 2013**



AADT= 4165 K 30 FACTOR= 11.55 K 100 FACTOR= 10.40 K 200 FACTOR= 9.65 D 30 FACTOR= 61.12

**SR 024 MP 43.50 VERNITA ADC SITE S612
D % IN THE PEAK 200 HOURS OF 2013**



MO	DY	YR	DAY OF WK	HR	HR VOL	PERCENT OF AADT	HOUR NUMBER	AADT	EAST VOLUME	WEST VOLUME	PERCENT EAST IS OF TOTAL VOLUME	PERCENT WEST IS OF TOTAL VOLUME
7	26	2013	6	16	577	13.85	1	4165	292	285	50.61	49.39
8	16	2013	6	16	560	13.45	2	4165	207	353	36.96	63.04
9	20	2013	6	16	548	13.16	3	4165	223	325	40.69	59.31
10	4	2013	6	17	548	13.16	4	4165	232	316	42.34	57.66
10	4	2013	6	16	536	12.87	5	4165	212	324	39.55	60.45
7	26	2013	6	17	533	12.80	6	4165	283	250	53.10	46.90
7	28	2013	1	12	533	12.80	7	4165	147	386	27.58	72.42
10	11	2013	6	17	532	12.77	8	4165	218	314	40.98	59.02
10	11	2013	6	16	530	12.73	9	4165	259	271	48.87	51.13
9	26	2013	5	16	523	12.56	10	4165	167	356	31.93	68.07
8	30	2013	6	17	515	12.36	11	4165	247	268	47.96	52.04
7	26	2013	6	14	512	12.29	12	4165	299	213	58.40	41.60

MO	DY	YR	DAY OF WK	HR	HR VOL	PERCENT OF AADT	HOUR NUMBER	AADT	EAST VOLUME	WEST VOLUME	PERCENT EAST IS OF TOTAL VOLUME	PERCENT WEST IS OF TOTAL VOLUME
9	27	2013	6	18	511	12.27	13	4165	217	294	42.47	57.53
7	26	2013	6	15	506	12.15	14	4165	282	224	55.73	44.27
7	26	2013	6	18	503	12.08	15	4165	270	233	53.68	46.32
6	14	2013	6	16	493	11.84	16	4165	195	298	39.55	60.45
9	20	2013	6	17	493	11.84	17	4165	196	297	39.76	60.24
10	25	2013	6	17	492	11.81	18	4165	210	282	42.68	57.32
9	6	2013	6	16	491	11.79	19	4165	219	272	44.60	55.40
9	24	2013	3	16	491	11.79	20	4165	159	332	32.38	67.62
9	27	2013	6	11	491	11.79	21	4165	175	316	35.64	64.36
10	20	2013	1	17	491	11.79	22	4165	264	227	53.77	46.23
10	3	2013	5	17	490	11.76	23	4165	208	282	42.45	57.55
10	18	2013	6	16	488	11.72	24	4165	210	278	43.03	56.97
6	14	2013	6	17	487	11.69	25	4165	198	289	40.66	59.34
9	14	2013	7	17	487	11.69	26	4165	278	209	57.08	42.92
9	28	2013	7	17	486	11.67	27	4165	295	191	60.70	39.30
10	18	2013	6	18	486	11.67	28	4165	213	273	43.83	56.17
7	28	2013	1	14	484	11.62	29	4165	205	279	42.36	57.64
9	27	2013	6	16	481	11.55	30	4165	187	294	38.88	61.12
7	28	2013	1	13	480	11.52	31	4165	159	321	33.13	66.88
10	18	2013	6	17	480	11.52	32	4165	206	274	42.92	57.08
8	30	2013	6	15	479	11.50	33	4165	239	240	49.90	50.10
10	25	2013	6	16	476	11.43	34	4165	204	272	42.86	57.14
9	27	2013	6	17	475	11.40	35	4165	207	268	43.58	56.42
9	28	2013	7	16	475	11.40	36	4165	265	210	55.79	44.21
8	23	2013	6	16	474	11.38	37	4165	196	278	41.35	58.65
9	29	2013	1	16	474	11.38	38	4165	196	278	41.35	58.65
8	25	2013	1	14	473	11.36	39	4165	196	277	41.44	58.56
9	22	2013	1	13	472	11.33	40	4165	149	323	31.57	68.43
8	25	2013	1	15	470	11.28	41	4165	200	270	42.55	57.45
9	19	2013	5	17	469	11.26	42	4165	207	262	44.14	55.86
9	27	2013	6	13	469	11.26	43	4165	192	277	40.94	59.06
9	27	2013	6	15	467	11.21	44	4165	193	274	41.33	58.67
9	13	2013	6	17	465	11.16	45	4165	221	244	47.53	52.47
8	1	2013	5	17	463	11.12	46	4165	226	237	48.81	51.19
8	2	2013	6	17	463	11.12	47	4165	217	246	46.87	53.13
8	30	2013	6	16	463	11.12	48	4165	212	251	45.79	54.21
9	13	2013	6	15	462	11.09	49	4165	204	258	44.16	55.84
8	23	2013	6	15	461	11.07	50	4165	200	261	43.38	56.62
9	21	2013	7	17	460	11.04	51	4165	166	294	36.09	63.91
9	6	2013	6	14	459	11.02	52	4165	160	299	34.86	65.14
9	27	2013	6	14	457	10.97	53	4165	184	273	40.26	59.74

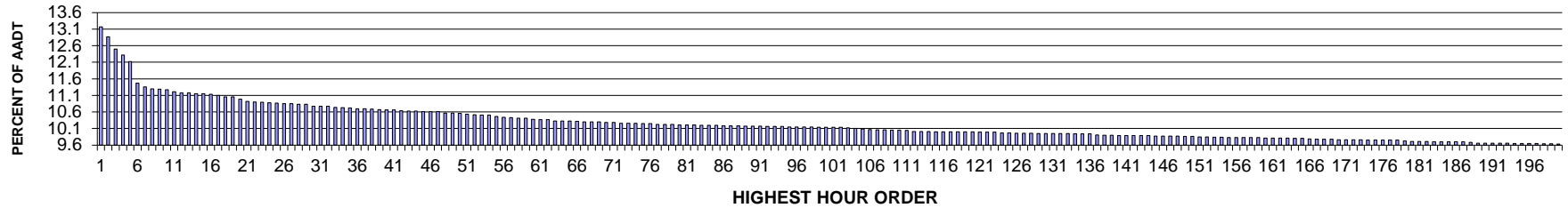
MO	DY	YR	DAY OF WK	HR	HR VOL	PERCENT OF AADT	HOUR NUMBER	AADT	EAST VOLUME	WEST VOLUME	PERCENT EAST IS OF TOTAL VOLUME	PERCENT WEST IS OF TOTAL VOLUME
11	27	2013	4	16	456	10.95	54	4165	202	254	44.30	55.70
5	24	2013	6	16	453	10.88	55	4165	223	230	49.23	50.77
5	17	2013	6	16	452	10.85	56	4165	167	285	36.95	63.05
10	12	2013	7	13	452	10.85	57	4165	188	264	41.59	58.41
5	24	2013	6	17	451	10.83	58	4165	244	207	54.10	45.90
7	28	2013	1	11	451	10.83	59	4165	128	323	28.38	71.62
6	16	2013	1	14	450	10.80	60	4165	231	219	51.33	48.67
9	17	2013	3	17	450	10.80	61	4165	190	260	42.22	57.78
10	6	2013	1	15	450	10.80	62	4165	183	267	40.67	59.33
7	19	2013	6	15	449	10.78	63	4165	185	264	41.20	58.80
8	15	2013	5	16	449	10.78	64	4165	153	296	34.08	65.92
9	22	2013	1	15	449	10.78	65	4165	168	281	37.42	62.58
8	2	2013	6	16	448	10.76	66	4165	236	212	52.68	47.32
8	30	2013	6	18	448	10.76	67	4165	205	243	45.76	54.24
9	29	2013	1	15	448	10.76	68	4165	175	273	39.06	60.94
10	19	2013	7	16	447	10.73	69	4165	209	238	46.76	53.24
5	3	2013	6	17	446	10.71	70	4165	196	250	43.95	56.05
8	9	2013	6	15	446	10.71	71	4165	190	256	42.60	57.40
9	20	2013	6	18	446	10.71	72	4165	180	266	40.36	59.64
6	14	2013	6	15	445	10.68	73	4165	187	258	42.02	57.98
9	27	2013	6	7	444	10.66	74	4165	345	99	77.70	22.30
9	28	2013	7	14	443	10.64	75	4165	172	271	38.83	61.17
9	26	2013	5	7	442	10.61	76	4165	336	106	76.02	23.98
9	6	2013	6	18	441	10.59	77	4165	217	224	49.21	50.79
9	13	2013	6	16	441	10.59	78	4165	169	272	38.32	61.68
9	19	2013	5	16	441	10.59	79	4165	171	270	38.78	61.22
9	22	2013	1	16	441	10.59	80	4165	200	241	45.35	54.65
9	25	2013	4	7	441	10.59	81	4165	344	97	78.00	22.00
10	10	2013	5	17	441	10.59	82	4165	198	243	44.90	55.10
8	25	2013	1	16	440	10.56	83	4165	198	242	45.00	55.00
9	27	2013	6	19	440	10.56	84	4165	212	228	48.18	51.82
8	9	2013	6	16	439	10.54	85	4165	194	245	44.19	55.81
10	11	2013	6	18	438	10.52	86	4165	195	243	44.52	55.48
11	27	2013	4	15	438	10.52	87	4165	202	236	46.12	53.88
8	24	2013	7	16	437	10.49	88	4165	202	235	46.22	53.78
10	13	2013	1	16	437	10.49	89	4165	179	258	40.96	59.04
8	23	2013	6	17	436	10.47	90	4165	175	261	40.14	59.86
9	2	2013	2	15	436	10.47	91	4165	163	273	37.39	62.61
9	2	2013	2	16	436	10.47	92	4165	182	254	41.74	58.26
9	25	2013	4	15	436	10.47	93	4165	129	307	29.59	70.41
10	4	2013	6	15	436	10.47	94	4165	197	239	45.18	54.82

MO	DY	YR	DAY OF WK	HR	HR VOL	PERCENT OF AADT	HOUR NUMBER	AADT	EAST VOLUME	WEST VOLUME	PERCENT EAST IS OF TOTAL VOLUME	PERCENT WEST IS OF TOTAL VOLUME
4	26	2013	6	17	435	10.44	95	4165	165	270	37.93	62.07
11	15	2013	6	16	435	10.44	96	4165	203	232	46.67	53.33
4	19	2013	6	18	434	10.42	97	4165	181	253	41.71	58.29
5	24	2013	6	15	434	10.42	98	4165	202	232	46.54	53.46
9	22	2013	1	14	434	10.42	99	4165	138	296	31.80	68.20
5	3	2013	6	18	433	10.40	100	4165	182	251	42.03	57.97
8	30	2013	6	14	433	10.40	101	4165	196	237	45.27	54.73
9	14	2013	7	15	433	10.40	102	4165	207	226	47.81	52.19
9	18	2013	4	17	433	10.40	103	4165	182	251	42.03	57.97
9	20	2013	6	15	433	10.40	104	4165	166	267	38.34	61.66
9	23	2013	2	17	433	10.40	105	4165	163	270	37.64	62.36
9	24	2013	3	7	433	10.40	106	4165	332	101	76.67	23.33
11	1	2013	6	18	433	10.40	107	4165	162	271	37.41	62.59
11	1	2013	6	17	432	10.37	108	4165	184	248	42.59	57.41
10	6	2013	1	16	431	10.35	109	4165	196	235	45.48	54.52
5	24	2013	6	18	430	10.32	110	4165	236	194	54.88	45.12
3	8	2013	6	17	429	10.30	111	4165	179	250	41.72	58.28
4	19	2013	6	17	428	10.28	112	4165	192	236	44.86	55.14
9	25	2013	4	17	428	10.28	113	4165	180	248	42.06	57.94
11	8	2013	6	16	427	10.25	114	4165	190	237	44.50	55.50
5	10	2013	6	16	425	10.20	115	4165	180	245	42.35	57.65
9	6	2013	6	15	425	10.20	116	4165	187	238	44.00	56.00
9	15	2013	1	14	425	10.20	117	4165	176	249	41.41	58.59
10	24	2013	5	17	425	10.20	118	4165	200	225	47.06	52.94
9	6	2013	6	12	424	10.18	119	4165	187	237	44.10	55.90
8	29	2013	5	16	423	10.16	120	4165	171	252	40.43	59.57
9	8	2013	1	15	423	10.16	121	4165	174	249	41.13	58.87
11	8	2013	6	17	423	10.16	122	4165	194	229	45.86	54.14
5	31	2013	6	16	422	10.13	123	4165	176	246	41.71	58.29
8	16	2013	6	15	422	10.13	124	4165	214	208	50.71	49.29
5	5	2013	1	16	421	10.11	125	4165	229	192	54.39	45.61
6	16	2013	1	16	421	10.11	126	4165	222	199	52.73	47.27
8	24	2013	7	15	421	10.11	127	4165	174	247	41.33	58.67
10	13	2013	1	15	421	10.11	128	4165	161	260	38.24	61.76
9	15	2013	1	15	420	10.08	129	4165	180	240	42.86	57.14
10	12	2013	7	14	420	10.08	130	4165	151	269	35.95	64.05
9	8	2013	1	16	419	10.06	131	4165	195	224	46.54	53.46
9	23	2013	2	16	419	10.06	132	4165	140	279	33.41	66.59
10	11	2013	6	15	419	10.06	133	4165	214	205	51.07	48.93
10	20	2013	1	15	419	10.06	134	4165	171	248	40.81	59.19
7	19	2013	6	16	418	10.04	135	4165	203	215	48.56	51.44

MO	DY	YR	DAY OF WK	HR	HR VOL	PERCENT OF AADT	HOUR NUMBER	AADT	EAST VOLUME	WEST VOLUME	PERCENT EAST IS OF TOTAL VOLUME	PERCENT WEST IS OF TOTAL VOLUME
8	25	2013	1	19	418	10.04	136	4165	233	185	55.74	44.26
9	26	2013	5	17	418	10.04	137	4165	188	230	44.98	55.02
10	19	2013	7	15	418	10.04	138	4165	176	242	42.11	57.89
4	12	2013	6	18	417	10.01	139	4165	141	276	33.81	66.19
8	29	2013	5	17	417	10.01	140	4165	229	188	54.92	45.08
9	15	2013	1	17	417	10.01	141	4165	228	189	54.68	45.32
10	5	2013	7	16	417	10.01	142	4165	167	250	40.05	59.95
8	2	2013	6	15	416	9.99	143	4165	206	210	49.52	50.48
8	18	2013	1	15	416	9.99	144	4165	188	228	45.19	54.81
6	7	2013	6	17	415	9.96	145	4165	163	252	39.28	60.72
9	18	2013	4	16	415	9.96	146	4165	162	253	39.04	60.96
10	4	2013	6	18	415	9.96	147	4165	173	242	41.69	58.31
3	22	2013	6	17	414	9.94	148	4165	191	223	46.14	53.86
8	31	2013	7	13	414	9.94	149	4165	198	216	47.83	52.17
9	22	2013	1	17	414	9.94	150	4165	217	197	52.42	47.58
5	31	2013	6	17	413	9.92	151	4165	162	251	39.23	60.77
8	23	2013	6	18	413	9.92	152	4165	209	204	50.61	49.39
8	25	2013	1	12	413	9.92	153	4165	167	246	40.44	59.56
9	3	2013	3	16	413	9.92	154	4165	156	257	37.77	62.23
9	13	2013	6	18	413	9.92	155	4165	197	216	47.70	52.30
10	14	2013	2	17	413	9.92	156	4165	163	250	39.47	60.53
10	20	2013	1	16	413	9.92	157	4165	202	211	48.91	51.09
9	2	2013	2	13	412	9.89	158	4165	162	250	39.32	60.68
9	6	2013	6	17	412	9.89	159	4165	202	210	49.03	50.97
10	11	2013	6	14	412	9.89	160	4165	222	190	53.88	46.12
9	15	2013	1	12	411	9.87	161	4165	156	255	37.96	62.04
9	28	2013	7	15	411	9.87	162	4165	197	214	47.93	52.07
7	28	2013	1	15	410	9.84	163	4165	198	212	48.29	51.71
8	2	2013	6	14	410	9.84	164	4165	192	218	46.83	53.17
8	18	2013	1	16	410	9.84	165	4165	200	210	48.78	51.22
9	8	2013	1	17	410	9.84	166	4165	216	194	52.68	47.32
10	6	2013	1	17	410	9.84	167	4165	175	235	42.68	57.32
10	17	2013	5	17	410	9.84	168	4165	176	234	42.93	57.07
7	5	2013	6	16	409	9.82	169	4165	174	235	42.54	57.46
9	10	2013	3	16	409	9.82	170	4165	179	230	43.77	56.23
9	21	2013	7	16	409	9.82	171	4165	140	269	34.23	65.77
9	30	2013	2	17	409	9.82	172	4165	175	234	42.79	57.21
10	20	2013	1	19	409	9.82	173	4165	229	180	55.99	44.01
6	7	2013	6	14	408	9.80	174	4165	163	245	39.95	60.05
8	9	2013	6	14	408	9.80	175	4165	177	231	43.38	56.62
9	15	2013	1	16	408	9.80	176	4165	171	237	41.91	58.09

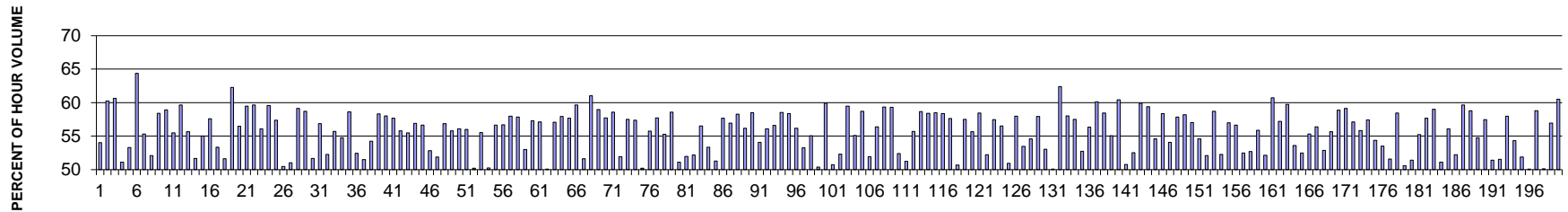
MO	DY	YR	DAY OF WK	HR	HR VOL	PERCENT OF AADT	HOUR NUMBER	AADT	EAST VOLUME	WEST VOLUME	PERCENT EAST IS OF TOTAL VOLUME	PERCENT WEST IS OF TOTAL VOLUME
9	17	2013	3	16	408	9.80	177	4165	147	261	36.03	63.97
9	2	2013	2	12	407	9.77	178	4165	154	253	37.84	62.16
10	3	2013	5	16	407	9.77	179	4165	176	231	43.24	56.76
10	6	2013	1	14	407	9.77	180	4165	136	271	33.42	66.58
11	27	2013	4	14	407	9.77	181	4165	176	231	43.24	56.76
11	27	2013	4	17	407	9.77	182	4165	162	245	39.80	60.20
4	5	2013	6	16	406	9.75	183	4165	163	243	40.15	59.85
9	28	2013	7	12	406	9.75	184	4165	152	254	37.44	62.56
10	6	2013	1	13	406	9.75	185	4165	144	262	35.47	64.53
6	16	2013	1	17	405	9.72	186	4165	198	207	48.89	51.11
8	25	2013	1	13	405	9.72	187	4165	148	257	36.54	63.46
10	13	2013	1	17	405	9.72	188	4165	196	209	48.40	51.60
10	17	2013	5	16	405	9.72	189	4165	163	242	40.25	59.75
4	21	2013	1	17	404	9.70	190	4165	239	165	59.16	40.84
5	23	2013	5	17	404	9.70	191	4165	193	211	47.77	52.23
9	15	2013	1	13	404	9.70	192	4165	136	268	33.66	66.34
11	8	2013	6	18	404	9.70	193	4165	164	240	40.59	59.41
7	25	2013	5	17	403	9.68	194	4165	208	195	51.61	48.39
9	28	2013	7	11	403	9.68	195	4165	153	250	37.97	62.03
9	29	2013	1	17	403	9.68	196	4165	197	206	48.88	51.12
6	14	2013	6	18	402	9.65	197	4165	174	228	43.28	56.72
8	11	2013	1	15	402	9.65	198	4165	195	207	48.51	51.49
8	15	2013	5	17	402	9.65	199	4165	177	225	44.03	55.97
9	9	2013	2	16	402	9.65	200	4165	155	247	38.56	61.44

**SR 020 MP 20.02 COUPEVILLE ADC SITE S706
K FOR PEAK 200 HOURS OF 2013**



AADT= 8071 K 30 FACTOR= 10.77 K 100 FACTOR= 10.14 K 200 FACTOR= 9.63 D 30 FACTOR= 51.67

**SR 020 MP 20.02 COUPEVILLE ADC SITE S706
D % IN THE PEAK 200 HOURS OF 2013**



MO	DY	YR	DAY OF WK	HR	HR VOL	PERCENT OF AADT	HOUR NUMBER	AADT	EAST VOLUME	WEST VOLUME	PERCENT EAST IS OF TOTAL VOLUME	PERCENT WEST IS OF TOTAL VOLUME
8	10	2013	7	14	1063	13.17	1	8071	489	574	46.00	54.00
8	10	2013	7	15	1039	12.87	2	8071	413	626	39.75	60.25
8	10	2013	7	16	1009	12.50	3	8071	397	612	39.35	60.65
8	10	2013	7	13	994	12.32	4	8071	508	486	51.11	48.89
8	10	2013	7	12	978	12.12	5	8071	521	457	53.27	46.73
7	3	2013	4	17	926	11.47	6	8071	330	596	35.64	64.36
8	11	2013	1	14	917	11.36	7	8071	507	410	55.29	44.71
7	20	2013	7	13	912	11.30	8	8071	437	475	47.92	52.08
8	8	2013	5	17	911	11.29	9	8071	379	532	41.60	58.40
8	9	2013	6	17	910	11.27	10	8071	374	536	41.10	58.90
7	9	2013	3	17	905	11.21	11	8071	403	502	44.53	55.47
7	18	2013	5	17	902	11.18	12	8071	364	538	40.35	59.65

MO	DY	YR	DAY OF WK	HR	HR VOL	PERCENT OF AADT	HOUR NUMBER	AADT	EAST VOLUME	WEST VOLUME	PERCENT EAST IS OF TOTAL VOLUME	PERCENT WEST IS OF TOTAL VOLUME
7	27	2013	7	14	902	11.18	13	8071	400	502	44.35	55.65
7	5	2013	6	14	900	11.15	14	8071	465	435	51.67	48.33
8	17	2013	7	13	900	11.15	15	8071	405	495	45.00	55.00
4	24	2013	4	17	898	11.13	16	8071	381	517	42.43	57.57
7	27	2013	7	13	896	11.10	17	8071	418	478	46.65	53.35
7	20	2013	7	16	893	11.06	18	8071	432	461	48.38	51.62
8	11	2013	1	13	893	11.06	19	8071	556	337	62.26	37.74
8	1	2013	5	17	887	10.99	20	8071	386	501	43.52	56.48
8	10	2013	7	17	881	10.92	21	8071	357	524	40.52	59.48
7	24	2013	4	17	880	10.90	22	8071	355	525	40.34	59.66
6	4	2013	3	17	879	10.89	23	8071	386	493	43.91	56.09
8	14	2013	4	17	878	10.88	24	8071	355	523	40.43	59.57
7	3	2013	4	16	877	10.87	25	8071	374	503	42.65	57.35
3	2	2013	7	14	876	10.85	26	8071	434	442	49.54	50.46
8	11	2013	1	15	876	10.85	27	8071	447	429	51.03	48.97
7	5	2013	6	17	874	10.83	28	8071	357	517	40.85	59.15
7	10	2013	4	17	874	10.83	29	8071	361	513	41.30	58.70
7	20	2013	7	12	869	10.77	30	8071	420	449	48.33	51.67
8	7	2013	4	17	869	10.77	31	8071	375	494	43.15	56.85
8	9	2013	6	15	869	10.77	32	8071	415	454	47.76	52.24
7	5	2013	6	16	867	10.74	33	8071	384	483	44.29	55.71
7	5	2013	6	13	866	10.73	34	8071	474	392	54.73	45.27
7	20	2013	7	15	865	10.72	35	8071	358	507	41.39	58.61
8	11	2013	1	16	864	10.70	36	8071	411	453	47.57	52.43
8	22	2013	5	15	864	10.70	37	8071	419	445	48.50	51.50
7	15	2013	2	17	863	10.69	38	8071	395	468	45.77	54.23
4	23	2013	3	17	861	10.67	39	8071	359	502	41.70	58.30
7	20	2013	7	14	860	10.66	40	8071	361	499	41.98	58.02
8	15	2013	5	17	860	10.66	41	8071	364	496	42.33	57.67
8	3	2013	7	13	859	10.64	42	8071	479	380	55.76	44.24
7	16	2013	3	17	858	10.63	43	8071	382	476	44.52	55.48
7	27	2013	7	15	858	10.63	44	8071	370	488	43.12	56.88
7	17	2013	4	17	856	10.61	45	8071	371	485	43.34	56.66
7	20	2013	7	17	856	10.61	46	8071	404	452	47.20	52.80
7	28	2013	1	14	856	10.61	47	8071	444	412	51.87	48.13
7	22	2013	2	17	853	10.57	48	8071	368	485	43.14	56.86
8	14	2013	4	16	853	10.57	49	8071	377	476	44.20	55.80
7	23	2013	3	17	852	10.56	50	8071	374	478	43.90	56.10
9	12	2013	5	17	850	10.53	51	8071	374	476	44.00	56.00
7	6	2013	7	16	849	10.52	52	8071	426	423	50.18	49.82
7	11	2013	5	17	848	10.51	53	8071	377	471	44.46	55.54

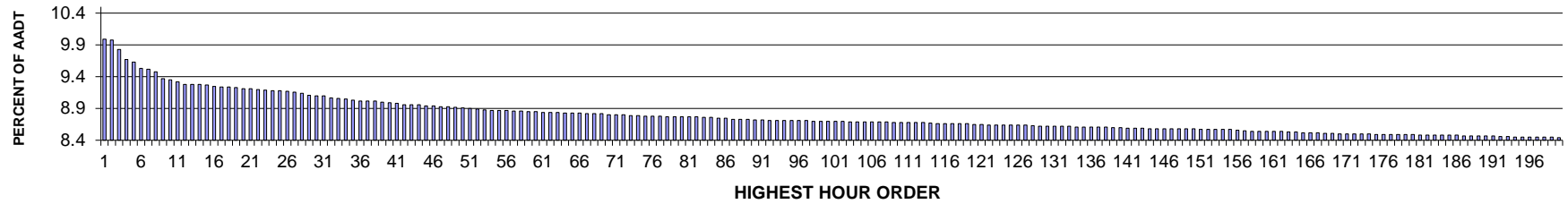
MO	DY	YR	DAY OF WK	HR	HR VOL	PERCENT OF AADT	HOUR NUMBER	AADT	EAST VOLUME	WEST VOLUME	PERCENT EAST IS OF TOTAL VOLUME	PERCENT WEST IS OF TOTAL VOLUME
7	28	2013	1	13	848	10.51	54	8071	426	422	50.24	49.76
7	3	2013	4	15	844	10.46	55	8071	366	478	43.36	56.64
3	27	2013	4	17	843	10.44	56	8071	365	478	43.30	56.70
7	31	2013	4	17	842	10.43	57	8071	354	488	42.04	57.96
5	7	2013	3	17	840	10.41	58	8071	354	486	42.14	57.86
7	5	2013	6	15	840	10.41	59	8071	395	445	47.02	52.98
7	2	2013	3	16	838	10.38	60	8071	358	480	42.72	57.28
7	1	2013	2	17	837	10.37	61	8071	359	478	42.89	57.11
7	27	2013	7	12	837	10.37	62	8071	419	418	50.06	49.94
7	8	2013	2	17	834	10.33	63	8071	358	476	42.93	57.07
8	9	2013	6	16	834	10.33	64	8071	351	483	42.09	57.91
8	27	2013	3	17	834	10.33	65	8071	353	481	42.33	57.67
8	3	2013	7	16	833	10.32	66	8071	336	497	40.34	59.66
6	29	2013	7	13	831	10.30	67	8071	402	429	48.38	51.62
7	29	2013	2	17	831	10.30	68	8071	324	507	38.99	61.01
8	21	2013	4	17	831	10.30	69	8071	341	490	41.03	58.97
5	31	2013	6	17	830	10.28	70	8071	351	479	42.29	57.71
8	25	2013	1	14	830	10.28	71	8071	486	344	58.55	41.45
7	6	2013	7	13	828	10.26	72	8071	398	430	48.07	51.93
9	26	2013	5	17	828	10.26	73	8071	352	476	42.51	57.49
10	18	2013	6	17	828	10.26	74	8071	353	475	42.63	57.37
6	29	2013	7	12	827	10.25	75	8071	415	412	50.18	49.82
8	16	2013	6	17	827	10.25	76	8071	366	461	44.26	55.74
6	5	2013	4	17	825	10.22	77	8071	349	476	42.30	57.70
7	12	2013	6	17	825	10.22	78	8071	369	456	44.73	55.27
8	20	2013	3	17	825	10.22	79	8071	342	483	41.45	58.55
7	24	2013	4	16	824	10.21	80	8071	403	421	48.91	51.09
8	16	2013	6	13	824	10.21	81	8071	396	428	48.06	51.94
8	31	2013	7	14	824	10.21	82	8071	394	430	47.82	52.18
7	30	2013	3	17	823	10.20	83	8071	358	465	43.50	56.50
8	28	2013	4	16	823	10.20	84	8071	384	439	46.66	53.34
9	21	2013	7	15	823	10.20	85	8071	422	401	51.28	48.72
5	16	2013	5	17	822	10.18	86	8071	348	474	42.34	57.66
7	26	2013	6	17	822	10.18	87	8071	354	468	43.07	56.93
9	11	2013	4	17	822	10.18	88	8071	343	479	41.73	58.27
6	7	2013	6	17	821	10.17	89	8071	360	461	43.85	56.15
7	19	2013	6	17	821	10.17	90	8071	341	480	41.53	58.47
8	3	2013	7	15	821	10.17	91	8071	377	444	45.92	54.08
6	6	2013	5	17	820	10.16	92	8071	360	460	43.90	56.10
8	13	2013	3	17	820	10.16	93	8071	356	464	43.41	56.59
9	20	2013	6	17	820	10.16	94	8071	340	480	41.46	58.54

MO	DY	YR	DAY OF WK	HR	HR VOL	PERCENT OF AADT	HOUR NUMBER	AADT	EAST VOLUME	WEST VOLUME	PERCENT EAST IS OF TOTAL VOLUME	PERCENT WEST IS OF TOTAL VOLUME
5	1	2013	4	17	819	10.15	95	8071	341	478	41.64	58.36
6	3	2013	2	17	819	10.15	96	8071	359	460	43.83	56.17
8	3	2013	7	14	819	10.15	97	8071	383	436	46.76	53.24
8	6	2013	3	15	819	10.15	98	8071	451	368	55.07	44.93
5	4	2013	7	13	818	10.14	99	8071	412	406	50.37	49.63
7	25	2013	5	17	818	10.14	100	8071	328	490	40.10	59.90
7	28	2013	1	15	818	10.14	101	8071	403	415	49.27	50.73
8	27	2013	3	16	818	10.14	102	8071	390	428	47.68	52.32
4	16	2013	3	17	817	10.12	103	8071	331	486	40.51	59.49
8	24	2013	7	14	815	10.10	104	8071	366	449	44.91	55.09
8	22	2013	5	17	814	10.09	105	8071	336	478	41.28	58.72
7	9	2013	3	15	813	10.07	106	8071	422	391	51.91	48.09
5	9	2013	5	17	812	10.06	107	8071	354	458	43.60	56.40
6	28	2013	6	17	812	10.06	108	8071	330	482	40.64	59.36
7	2	2013	3	17	811	10.05	109	8071	330	481	40.69	59.31
7	25	2013	5	16	811	10.05	110	8071	386	425	47.60	52.40
8	5	2013	2	16	810	10.04	111	8071	395	415	48.77	51.23
8	8	2013	5	16	808	10.01	112	8071	358	450	44.31	55.69
8	26	2013	2	17	808	10.01	113	8071	334	474	41.34	58.66
10	17	2013	5	17	808	10.01	114	8071	336	472	41.58	58.42
8	10	2013	7	18	807	10.00	115	8071	335	472	41.51	58.49
8	12	2013	2	17	807	10.00	116	8071	336	471	41.64	58.36
8	23	2013	6	17	807	10.00	117	8071	342	465	42.38	57.62
8	27	2013	3	14	807	10.00	118	8071	409	398	50.68	49.32
8	31	2013	7	15	807	10.00	119	8071	343	464	42.50	57.50
9	9	2013	2	17	807	10.00	120	8071	358	449	44.36	55.64
8	17	2013	7	14	806	9.99	121	8071	335	471	41.56	58.44
8	24	2013	7	13	806	9.99	122	8071	421	385	52.23	47.77
8	30	2013	6	17	806	9.99	123	8071	343	463	42.56	57.44
5	2	2013	5	17	805	9.97	124	8071	350	455	43.48	56.52
7	6	2013	7	12	805	9.97	125	8071	395	410	49.07	50.93
8	28	2013	4	17	804	9.96	126	8071	338	466	42.04	57.96
8	31	2013	7	12	804	9.96	127	8071	430	374	53.48	46.52
9	19	2013	5	16	804	9.96	128	8071	365	439	45.40	54.60
6	11	2013	3	17	803	9.95	129	8071	338	465	42.09	57.91
8	18	2013	1	13	803	9.95	130	8071	426	377	53.05	46.95
9	12	2013	5	16	803	9.95	131	8071	402	401	50.06	49.94
9	18	2013	4	17	803	9.95	132	8071	302	501	37.61	62.39
10	3	2013	5	17	803	9.95	133	8071	337	466	41.97	58.03
5	24	2013	6	17	802	9.94	134	8071	341	461	42.52	57.48
8	13	2013	3	14	802	9.94	135	8071	423	379	52.74	47.26

MO	DY	YR	DAY OF WK	HR	HR VOL	PERCENT OF AADT	HOUR NUMBER	AADT	EAST VOLUME	WEST VOLUME	PERCENT EAST IS OF TOTAL VOLUME	PERCENT WEST IS OF TOTAL VOLUME
10	4	2013	6	17	802	9.94	136	8071	350	452	43.64	56.36
8	6	2013	3	17	800	9.91	137	8071	319	481	39.88	60.13
4	17	2013	4	17	799	9.90	138	8071	332	467	41.55	58.45
7	22	2013	2	16	799	9.90	139	8071	359	440	44.93	55.07
8	2	2013	6	17	798	9.89	140	8071	316	482	39.60	60.40
8	16	2013	6	15	798	9.89	141	8071	393	405	49.25	50.75
8	23	2013	6	15	798	9.89	142	8071	379	419	47.49	52.51
9	4	2013	4	17	798	9.89	143	8071	320	478	40.10	59.90
10	1	2013	3	17	798	9.89	144	8071	324	474	40.60	59.40
6	29	2013	7	16	797	9.87	145	8071	362	435	45.42	54.58
7	5	2013	6	12	797	9.87	146	8071	465	332	58.34	41.66
7	28	2013	1	16	797	9.87	147	8071	431	366	54.08	45.92
8	29	2013	5	17	797	9.87	148	8071	336	461	42.16	57.84
5	22	2013	4	17	796	9.86	149	8071	333	463	41.83	58.17
12	3	2013	3	17	796	9.86	150	8071	342	454	42.96	57.04
9	13	2013	6	16	795	9.85	151	8071	361	434	45.41	54.59
9	21	2013	7	14	795	9.85	152	8071	381	414	47.92	52.08
3	2	2013	7	15	794	9.84	153	8071	328	466	41.31	58.69
7	7	2013	1	14	794	9.84	154	8071	415	379	52.27	47.73
4	30	2013	3	17	793	9.83	155	8071	341	452	43.00	57.00
6	20	2013	5	17	793	9.83	156	8071	344	449	43.38	56.62
7	18	2013	5	13	793	9.83	157	8071	416	377	52.46	47.54
7	20	2013	7	11	793	9.83	158	8071	375	418	47.29	52.71
9	13	2013	6	17	793	9.83	159	8071	350	443	44.14	55.86
8	1	2013	5	16	792	9.81	160	8071	379	413	47.85	52.15
8	10	2013	7	11	792	9.81	161	8071	481	311	60.73	39.27
8	16	2013	6	18	792	9.81	162	8071	339	453	42.80	57.20
8	17	2013	7	15	792	9.81	163	8071	319	473	40.28	59.72
6	29	2013	7	14	791	9.80	164	8071	367	424	46.40	53.60
7	3	2013	4	14	791	9.80	165	8071	376	415	47.53	52.47
8	9	2013	6	13	790	9.79	166	8071	437	353	55.32	44.68
3	26	2013	3	17	789	9.78	167	8071	344	445	43.60	56.40
7	27	2013	7	16	789	9.78	168	8071	372	417	47.15	52.85
9	20	2013	6	16	789	9.78	169	8071	350	439	44.36	55.64
4	9	2013	3	17	788	9.76	170	8071	324	464	41.12	58.88
6	12	2013	4	17	788	9.76	171	8071	322	466	40.86	59.14
7	31	2013	4	16	788	9.76	172	8071	338	450	42.89	57.11
11	20	2013	4	17	788	9.76	173	8071	348	440	44.16	55.84
6	27	2013	5	17	787	9.75	174	8071	335	452	42.57	57.43
8	23	2013	6	16	787	9.75	175	8071	359	428	45.62	54.38
8	29	2013	5	16	787	9.75	176	8071	366	421	46.51	53.49

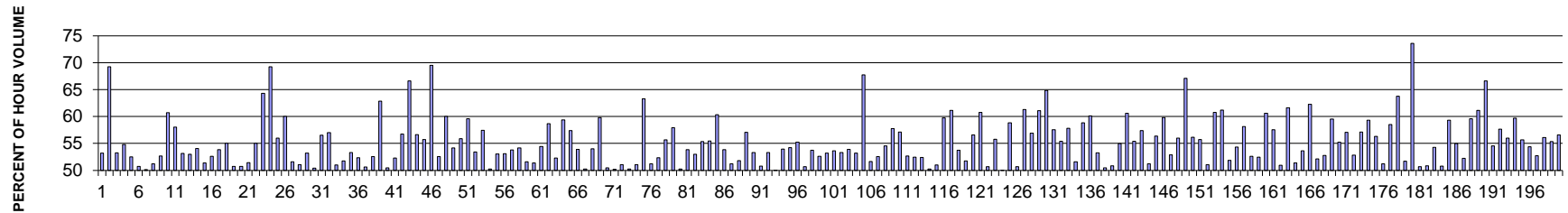
MO	DY	YR	DAY OF WK	HR	HR VOL	PERCENT OF AADT	HOUR NUMBER	AADT	EAST VOLUME	WEST VOLUME	PERCENT EAST IS OF TOTAL VOLUME	PERCENT WEST IS OF TOTAL VOLUME
10	4	2013	6	15	787	9.75	177	8071	381	406	48.41	51.59
10	23	2013	4	17	787	9.75	178	8071	327	460	41.55	58.45
9	14	2013	7	14	785	9.73	179	8071	388	397	49.43	50.57
8	13	2013	3	15	784	9.71	180	8071	403	381	51.40	48.60
8	19	2013	2	17	784	9.71	181	8071	351	433	44.77	55.23
9	17	2013	3	17	784	9.71	182	8071	332	452	42.35	57.65
5	29	2013	4	17	783	9.70	183	8071	321	462	41.00	59.00
6	4	2013	3	16	783	9.70	184	8071	383	400	48.91	51.09
7	9	2013	3	16	783	9.70	185	8071	344	439	43.93	56.07
9	1	2013	1	14	783	9.70	186	8071	374	409	47.77	52.23
12	12	2013	5	17	783	9.70	187	8071	316	467	40.36	59.64
5	8	2013	4	17	781	9.68	188	8071	322	459	41.23	58.77
4	3	2013	4	17	780	9.66	189	8071	353	427	45.26	54.74
5	14	2013	3	17	780	9.66	190	8071	332	448	42.56	57.44
6	28	2013	6	16	780	9.66	191	8071	379	401	48.59	51.41
6	30	2013	1	13	780	9.66	192	8071	402	378	51.54	48.46
9	24	2013	3	17	780	9.66	193	8071	328	452	42.05	57.95
8	24	2013	7	16	779	9.65	194	8071	356	423	45.70	54.30
9	14	2013	7	12	779	9.65	195	8071	404	375	51.86	48.14
9	21	2013	7	16	779	9.65	196	8071	389	390	49.94	50.06
11	26	2013	3	17	779	9.65	197	8071	321	458	41.21	58.79
7	6	2013	7	17	778	9.64	198	8071	388	390	49.87	50.13
9	4	2013	4	16	778	9.64	199	8071	335	443	43.06	56.94
5	15	2013	4	17	777	9.63	200	8071	307	470	39.51	60.49

**SR 005 MP 269.41 CUSTER ADC SITE S803
K FOR PEAK 200 HOURS OF 2013**



AADT= 33164 K 30 FACTOR= 9.10 K 100 FACTOR= 8.70 K 200 FACTOR= 8.44 D 30 FACTOR= 50.43

**SR 005 MP 269.41 CUSTER ADC SITE S803
D % IN THE PEAK 200 HOURS OF 2013**



MO	DY	YR	DAY OF WK	HR	HR VOL	PERCENT OF AADT	HOUR NUMBER	AADT	NORTH VOLUME	SOUTH VOLUME	PERCENT NORTH IS OF TOTAL VOLUME	PERCENT SOUTH IS OF TOTAL VOLUME
8	30	2013	6	17	3314	9.99	1	33164	1763	1551	53.20	46.80
11	11	2013	2	17	3309	9.98	2	33164	2291	1018	69.24	30.76
8	5	2013	2	15	3259	9.83	3	33164	1735	1524	53.24	46.76
4	27	2013	7	16	3208	9.67	4	33164	1449	1759	45.17	54.83
11	8	2013	6	17	3195	9.63	5	33164	1677	1518	52.49	47.51
8	23	2013	6	16	3162	9.53	6	33164	1604	1558	50.73	49.27
8	9	2013	6	17	3156	9.52	7	33164	1582	1574	50.13	49.87
8	23	2013	6	17	3144	9.48	8	33164	1610	1534	51.21	48.79
8	24	2013	7	15	3106	9.37	9	33164	1471	1635	47.36	52.64
8	5	2013	2	16	3102	9.35	10	33164	1883	1219	60.70	39.30
8	18	2013	1	17	3092	9.32	11	33164	1794	1298	58.02	41.98
8	24	2013	7	16	3077	9.28	12	33164	1635	1442	53.14	46.86

MO	DY	YR	DAY OF WK	HR	HR VOL	PERCENT OF AADT	HOUR NUMBER	AADT	NORTH VOLUME	SOUTH VOLUME	PERCENT NORTH IS OF TOTAL VOLUME	PERCENT SOUTH IS OF TOTAL VOLUME
10	25	2013	6	17	3077	9.28	13	33164	1630	1447	52.97	47.03
8	16	2013	6	17	3076	9.28	14	33164	1663	1413	54.06	45.94
8	5	2013	2	14	3075	9.27	15	33164	1579	1496	51.35	48.65
8	23	2013	6	18	3068	9.25	16	33164	1614	1454	52.61	47.39
7	7	2013	1	17	3064	9.24	17	33164	1650	1414	53.85	46.15
8	11	2013	1	17	3063	9.24	18	33164	1685	1378	55.01	44.99
8	30	2013	6	16	3061	9.23	19	33164	1553	1508	50.74	49.26
8	23	2013	6	15	3055	9.21	20	33164	1505	1550	49.26	50.74
8	16	2013	6	15	3054	9.21	21	33164	1483	1571	48.56	51.44
8	26	2013	2	17	3052	9.20	22	33164	1680	1372	55.05	44.95
8	5	2013	2	17	3048	9.19	23	33164	1960	1088	64.30	35.70
10	14	2013	2	17	3045	9.18	24	33164	2108	937	69.23	30.77
8	18	2013	1	16	3044	9.18	25	33164	1705	1339	56.01	43.99
8	17	2013	7	12	3040	9.17	26	33164	1215	1825	39.97	60.03
7	5	2013	6	14	3038	9.16	27	33164	1471	1567	48.42	51.58
6	28	2013	6	17	3032	9.14	28	33164	1484	1548	48.94	51.06
6	22	2013	7	15	3021	9.11	29	33164	1414	1607	46.81	53.19
7	12	2013	6	18	3018	9.10	30	33164	1496	1522	49.57	50.43
8	17	2013	7	13	3017	9.10	31	33164	1311	1706	43.45	56.55
7	21	2013	1	17	3009	9.07	32	33164	1715	1294	57.00	43.00
7	26	2013	6	17	3006	9.06	33	33164	1533	1473	51.00	49.00
8	17	2013	7	16	3001	9.05	34	33164	1553	1448	51.75	48.25
8	22	2013	5	17	2996	9.03	35	33164	1597	1399	53.30	46.70
11	8	2013	6	16	2992	9.02	36	33164	1566	1426	52.34	47.66
10	25	2013	6	16	2991	9.02	37	33164	1515	1476	50.65	49.35
7	12	2013	6	17	2990	9.02	38	33164	1572	1418	52.58	47.42
8	24	2013	7	12	2986	9.00	39	33164	1109	1877	37.14	62.86
5	17	2013	6	17	2982	8.99	40	33164	1477	1505	49.53	50.47
8	9	2013	6	16	2977	8.98	41	33164	1557	1420	52.30	47.70
7	28	2013	1	16	2973	8.96	42	33164	1687	1286	56.74	43.26
11	11	2013	2	16	2973	8.96	43	33164	1981	992	66.63	33.37
8	24	2013	7	13	2971	8.96	44	33164	1289	1682	43.39	56.61
6	23	2013	1	16	2965	8.94	45	33164	1652	1313	55.72	44.28
10	14	2013	2	16	2964	8.94	46	33164	2061	903	69.53	30.47
8	30	2013	6	18	2963	8.93	47	33164	1558	1405	52.58	47.42
11	11	2013	2	15	2960	8.93	48	33164	1776	1184	60.00	40.00
8	24	2013	7	14	2958	8.92	49	33164	1356	1602	45.84	54.16
8	17	2013	7	14	2956	8.91	50	33164	1304	1652	44.11	55.89
8	10	2013	7	12	2951	8.90	51	33164	1193	1758	40.43	59.57
10	25	2013	6	18	2947	8.89	52	33164	1574	1373	53.41	46.59
8	31	2013	7	12	2944	8.88	53	33164	1253	1691	42.56	57.44

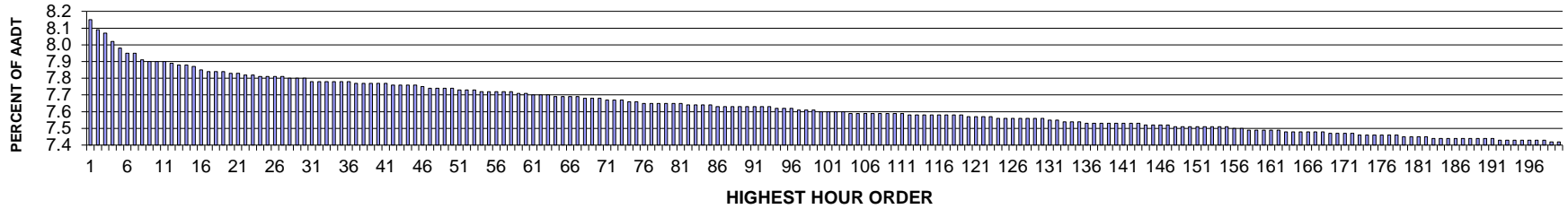
MO	DY	YR	DAY OF WK	HR	HR VOL	PERCENT OF AADT	HOUR NUMBER	AADT	NORTH VOLUME	SOUTH VOLUME	PERCENT NORTH IS OF TOTAL VOLUME	PERCENT SOUTH IS OF TOTAL VOLUME
8	18	2013	1	15	2942	8.87	54	33164	1479	1463	50.27	49.73
10	11	2013	6	18	2940	8.87	55	33164	1559	1381	53.03	46.97
11	9	2013	7	16	2940	8.87	56	33164	1561	1379	53.10	46.90
8	16	2013	6	14	2938	8.86	57	33164	1358	1580	46.22	53.78
9	1	2013	1	14	2938	8.86	58	33164	1347	1591	45.85	54.15
6	14	2013	6	17	2934	8.85	59	33164	1513	1421	51.57	48.43
8	11	2013	1	15	2934	8.85	60	33164	1426	1508	48.60	51.40
7	21	2013	1	15	2933	8.84	61	33164	1596	1337	54.42	45.58
8	26	2013	2	18	2932	8.84	62	33164	1721	1211	58.70	41.30
8	30	2013	6	15	2931	8.84	63	33164	1532	1399	52.27	47.73
7	28	2013	1	17	2930	8.83	64	33164	1740	1190	59.39	40.61
8	31	2013	7	13	2930	8.83	65	33164	1249	1681	42.63	57.37
8	16	2013	6	18	2927	8.83	66	33164	1578	1349	53.91	46.09
3	15	2013	6	17	2926	8.82	67	33164	1456	1470	49.76	50.24
7	13	2013	7	15	2925	8.82	68	33164	1345	1580	45.98	54.02
11	10	2013	1	16	2924	8.82	69	33164	1748	1176	59.78	40.22
7	19	2013	6	15	2918	8.80	70	33164	1446	1472	49.55	50.45
7	19	2013	6	16	2917	8.80	71	33164	1464	1453	50.19	49.81
8	1	2013	5	17	2917	8.80	72	33164	1489	1428	51.05	48.95
11	10	2013	1	15	2916	8.79	73	33164	1450	1466	49.73	50.27
8	9	2013	6	15	2915	8.79	74	33164	1427	1488	48.95	51.05
7	14	2013	1	17	2913	8.78	75	33164	1844	1069	63.30	36.70
9	6	2013	6	17	2913	8.78	76	33164	1421	1492	48.78	51.22
4	27	2013	7	15	2912	8.78	77	33164	1388	1524	47.66	52.34
6	22	2013	7	13	2909	8.77	78	33164	1290	1619	44.35	55.65
7	14	2013	1	16	2909	8.77	79	33164	1685	1224	57.92	42.08
7	26	2013	6	18	2908	8.77	80	33164	1461	1447	50.24	49.76
5	19	2013	1	16	2907	8.77	81	33164	1565	1342	53.84	46.16
9	21	2013	7	16	2907	8.77	82	33164	1541	1366	53.01	46.99
7	5	2013	6	16	2905	8.76	83	33164	1608	1297	55.35	44.65
8	19	2013	2	17	2904	8.76	84	33164	1611	1293	55.48	44.52
10	12	2013	7	13	2903	8.75	85	33164	1152	1751	39.68	60.32
9	27	2013	6	17	2902	8.75	86	33164	1563	1339	53.86	46.14
6	28	2013	6	16	2896	8.73	87	33164	1412	1484	48.76	51.24
8	2	2013	6	17	2896	8.73	88	33164	1501	1395	51.83	48.17
8	24	2013	7	17	2896	8.73	89	33164	1652	1244	57.04	42.96
10	14	2013	2	14	2893	8.72	90	33164	1542	1351	53.30	46.70
8	2	2013	6	16	2891	8.72	91	33164	1468	1423	50.78	49.22
8	23	2013	6	14	2890	8.71	92	33164	1349	1541	46.68	53.32
6	28	2013	6	18	2889	8.71	93	33164	1445	1444	50.02	49.98
7	7	2013	1	16	2889	8.71	94	33164	1559	1330	53.96	46.04

MO	DY	YR	DAY OF WK	HR	HR VOL	PERCENT OF AADT	HOUR NUMBER	AADT	NORTH VOLUME	SOUTH VOLUME	PERCENT NORTH IS OF TOTAL VOLUME	PERCENT SOUTH IS OF TOTAL VOLUME
8	15	2013	5	17	2889	8.71	95	33164	1566	1323	54.21	45.79
7	5	2013	6	17	2888	8.71	96	33164	1596	1292	55.26	44.74
8	17	2013	7	15	2887	8.71	97	33164	1424	1463	49.32	50.68
8	5	2013	2	13	2886	8.70	98	33164	1335	1551	46.26	53.74
8	16	2013	6	16	2886	8.70	99	33164	1519	1367	52.63	47.37
8	17	2013	7	17	2886	8.70	100	33164	1535	1351	53.19	46.81
8	6	2013	3	16	2885	8.70	101	33164	1547	1338	53.62	46.38
6	7	2013	6	17	2884	8.70	102	33164	1538	1346	53.33	46.67
7	27	2013	7	13	2883	8.69	103	33164	1329	1554	46.10	53.90
9	21	2013	7	15	2883	8.69	104	33164	1349	1534	46.79	53.21
11	9	2013	7	12	2883	8.69	105	33164	930	1953	32.26	67.74
8	9	2013	6	14	2882	8.69	106	33164	1393	1489	48.33	51.67
10	11	2013	6	17	2882	8.69	107	33164	1515	1367	52.57	47.43
10	19	2013	7	14	2881	8.69	108	33164	1309	1572	45.44	54.56
7	31	2013	4	16	2880	8.68	109	33164	1663	1217	57.74	42.26
3	23	2013	7	14	2878	8.68	110	33164	1234	1644	42.88	57.12
8	26	2013	2	16	2878	8.68	111	33164	1516	1362	52.68	47.32
10	19	2013	7	15	2878	8.68	112	33164	1369	1509	47.57	52.43
6	22	2013	7	14	2877	8.68	113	33164	1369	1508	47.58	52.42
9	13	2013	6	18	2875	8.67	114	33164	1445	1430	50.26	49.74
7	26	2013	6	15	2873	8.66	115	33164	1465	1408	50.99	49.01
5	19	2013	1	17	2872	8.66	116	33164	1716	1156	59.75	40.25
6	29	2013	7	12	2872	8.66	117	33164	1116	1756	38.86	61.14
7	13	2013	7	14	2871	8.66	118	33164	1328	1543	46.26	53.74
10	5	2013	7	16	2871	8.66	119	33164	1486	1385	51.76	48.24
4	28	2013	1	16	2870	8.65	120	33164	1624	1246	56.59	43.41
6	22	2013	7	12	2869	8.65	121	33164	1125	1744	39.21	60.79
3	15	2013	6	18	2866	8.64	122	33164	1452	1414	50.66	49.34
5	3	2013	6	17	2866	8.64	123	33164	1598	1268	55.76	44.24
5	17	2013	6	18	2866	8.64	124	33164	1432	1434	49.97	50.03
9	14	2013	7	13	2866	8.64	125	33164	1180	1686	41.17	58.83
7	27	2013	7	15	2865	8.64	126	33164	1413	1452	49.32	50.68
8	31	2013	7	11	2865	8.64	127	33164	1108	1757	38.67	61.33
9	1	2013	1	13	2861	8.63	128	33164	1233	1628	43.10	56.90
4	27	2013	7	13	2859	8.62	129	33164	1113	1746	38.93	61.07
11	10	2013	1	17	2859	8.62	130	33164	1854	1005	64.85	35.15
1	4	2013	6	17	2858	8.62	131	33164	1645	1213	57.56	42.44
8	11	2013	1	16	2858	8.62	132	33164	1584	1274	55.42	44.58
11	10	2013	1	14	2858	8.62	133	33164	1206	1652	42.20	57.80
6	27	2013	5	17	2856	8.61	134	33164	1473	1383	51.58	48.42
10	5	2013	7	13	2856	8.61	135	33164	1176	1680	41.18	58.82

MO	DY	YR	DAY OF WK	HR	HR VOL	PERCENT OF AADT	HOUR NUMBER	AADT	NORTH VOLUME	SOUTH VOLUME	PERCENT NORTH IS OF TOTAL VOLUME	PERCENT SOUTH IS OF TOTAL VOLUME
9	21	2013	7	13	2855	8.61	136	33164	1138	1717	39.86	60.14
7	5	2013	6	13	2854	8.61	137	33164	1334	1520	46.74	53.26
8	29	2013	5	15	2854	8.61	138	33164	1414	1440	49.54	50.46
7	5	2013	6	15	2853	8.60	139	33164	1451	1402	50.86	49.14
4	19	2013	6	17	2851	8.60	140	33164	1567	1284	54.96	45.04
5	11	2013	7	12	2849	8.59	141	33164	1122	1727	39.38	60.62
8	29	2013	5	17	2849	8.59	142	33164	1578	1271	55.39	44.61
9	2	2013	2	15	2848	8.59	143	33164	1634	1214	57.37	42.63
7	21	2013	1	14	2847	8.58	144	33164	1458	1389	51.21	48.79
7	21	2013	1	16	2847	8.58	145	33164	1605	1242	56.38	43.62
8	16	2013	6	12	2847	8.58	146	33164	1145	1702	40.22	59.78
8	29	2013	5	16	2847	8.58	147	33164	1505	1342	52.86	47.14
3	16	2013	7	15	2845	8.58	148	33164	1252	1593	44.01	55.99
7	1	2013	2	17	2845	8.58	149	33164	1909	936	67.10	32.90
9	21	2013	7	17	2844	8.58	150	33164	1597	1247	56.15	43.85
7	31	2013	4	17	2843	8.57	151	33164	1585	1258	55.75	44.25
9	14	2013	7	15	2843	8.57	152	33164	1391	1452	48.93	51.07
11	9	2013	7	14	2843	8.57	153	33164	1115	1728	39.22	60.78
3	24	2013	1	16	2842	8.57	154	33164	1740	1102	61.22	38.78
8	2	2013	6	15	2842	8.57	155	33164	1368	1474	48.14	51.86
7	14	2013	1	15	2839	8.56	156	33164	1543	1296	54.35	45.65
3	23	2013	7	13	2835	8.55	157	33164	1187	1648	41.87	58.13
9	1	2013	1	15	2833	8.54	158	33164	1490	1343	52.59	47.41
7	19	2013	6	18	2832	8.54	159	33164	1486	1346	52.47	47.53
9	2	2013	2	16	2832	8.54	160	33164	1716	1116	60.59	39.41
4	27	2013	7	14	2831	8.54	161	33164	1202	1629	42.46	57.54
7	20	2013	7	15	2831	8.54	162	33164	1442	1389	50.94	49.06
3	16	2013	7	13	2830	8.53	163	33164	1086	1744	38.37	61.63
7	26	2013	6	16	2829	8.53	164	33164	1453	1376	51.36	48.64
4	26	2013	6	17	2827	8.52	165	33164	1516	1311	53.63	46.37
10	14	2013	2	15	2827	8.52	166	33164	1760	1067	62.26	37.74
8	10	2013	7	16	2825	8.52	167	33164	1472	1353	52.11	47.89
9	13	2013	6	17	2822	8.51	168	33164	1489	1333	52.76	47.24
8	8	2013	5	17	2821	8.51	169	33164	1679	1142	59.52	40.48
7	5	2013	6	18	2819	8.50	170	33164	1557	1262	55.23	44.77
11	22	2013	6	17	2819	8.50	171	33164	1609	1210	57.08	42.92
7	27	2013	7	17	2818	8.50	172	33164	1489	1329	52.84	47.16
8	26	2013	2	14	2818	8.50	173	33164	1209	1609	42.90	57.10
9	1	2013	1	16	2818	8.50	174	33164	1671	1147	59.30	40.70
8	5	2013	2	12	2817	8.49	175	33164	1230	1587	43.66	56.34
7	7	2013	1	15	2815	8.49	176	33164	1374	1441	48.81	51.19

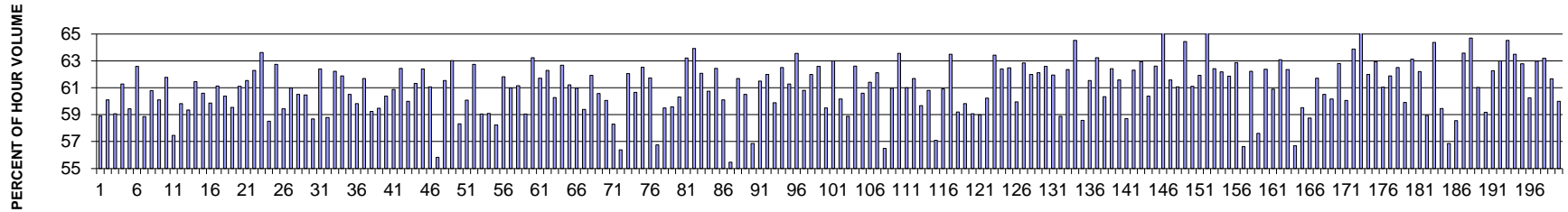
MO	DY	YR	DAY OF WK	HR	HR VOL	PERCENT OF AADT	HOUR NUMBER	AADT	NORTH VOLUME	SOUTH VOLUME	PERCENT NORTH IS OF TOTAL VOLUME	PERCENT SOUTH IS OF TOTAL VOLUME
8	23	2013	6	13	2815	8.49	177	33164	1168	1647	41.49	58.51
9	1	2013	1	17	2815	8.49	178	33164	1795	1020	63.77	36.23
9	27	2013	6	16	2815	8.49	179	33164	1455	1360	51.69	48.31
11	11	2013	2	18	2815	8.49	180	33164	2072	743	73.61	26.39
10	26	2013	7	15	2813	8.48	181	33164	1387	1426	49.31	50.69
5	11	2013	7	15	2812	8.48	182	33164	1383	1429	49.18	50.82
7	19	2013	6	17	2811	8.48	183	33164	1285	1526	45.71	54.29
8	30	2013	6	14	2811	8.48	184	33164	1383	1428	49.20	50.80
8	31	2013	7	17	2811	8.48	185	33164	1667	1144	59.30	40.70
9	27	2013	6	18	2811	8.48	186	33164	1545	1266	54.96	45.04
7	20	2013	7	14	2810	8.47	187	33164	1343	1467	47.79	52.21
10	26	2013	7	17	2810	8.47	188	33164	1675	1135	59.61	40.39
8	3	2013	7	13	2809	8.47	189	33164	1092	1717	38.88	61.12
7	1	2013	2	16	2808	8.47	190	33164	1870	938	66.60	33.40
10	26	2013	7	14	2808	8.47	191	33164	1277	1531	45.48	54.52
10	12	2013	7	14	2807	8.46	192	33164	1189	1618	42.36	57.64
3	23	2013	7	16	2806	8.46	193	33164	1571	1235	55.99	44.01
5	4	2013	7	12	2804	8.45	194	33164	1130	1674	40.30	59.70
5	18	2013	7	15	2802	8.45	195	33164	1242	1560	44.33	55.67
7	22	2013	2	17	2802	8.45	196	33164	1524	1278	54.39	45.61
7	7	2013	1	14	2801	8.45	197	33164	1325	1476	47.30	52.70
8	6	2013	3	17	2801	8.45	198	33164	1571	1230	56.09	43.91
8	8	2013	5	16	2801	8.45	199	33164	1550	1251	55.34	44.66
7	20	2013	7	12	2799	8.44	200	33164	1216	1583	43.44	56.56

**SR 005 MP 148.07 MIDWAY ADC SITE S809
K FOR PEAK 200 HOURS OF 2013**



AADT= 192647 K 30 FACTOR= 7.80 K 100 FACTOR= 7.60 K 200 FACTOR= 7.42 D 30 FACTOR= 58.69

**SR 005 MP 148.07 MIDWAY ADC SITE S809
D% IN THE PEAK 200 HOURS OF 2013**



MO	DY	YR	DAY OF WK	HR	HR VOL	PERCENT OF AADT	HOUR NUMBER	AADT	NORTH VOLUME	SOUTH VOLUME	PERCENT NORTH IS OF TOTAL VOLUME	PERCENT SOUTH IS OF TOTAL VOLUME
8	15	2013	5	17	15703	8.15	1	192647	6456	9247	41.11	58.89
8	23	2013	6	17	15590	8.09	2	192647	6219	9371	39.89	60.11
8	1	2013	5	16	15552	8.07	3	192647	6366	9186	40.93	59.07
2	14	2013	5	17	15445	8.02	4	192647	5980	9465	38.72	61.28
6	21	2013	6	17	15365	7.98	5	192647	6232	9133	40.56	59.44
8	27	2013	3	17	15317	7.95	6	192647	5728	9589	37.40	62.60
8	15	2013	5	16	15312	7.95	7	192647	6301	9011	41.15	58.85
7	12	2013	6	17	15237	7.91	8	192647	5975	9262	39.21	60.79
8	1	2013	5	18	15214	7.90	9	192647	6069	9145	39.89	60.11
6	12	2013	4	16	15212	7.90	10	192647	5815	9397	38.23	61.77
7	19	2013	6	17	15212	7.90	11	192647	6470	8742	42.53	57.47
8	16	2013	6	16	15193	7.89	12	192647	6104	9089	40.18	59.82

MO	DY	YR	DAY OF WK	HR	HR VOL	PERCENT OF AADT	HOUR NUMBER	AADT	NORTH VOLUME	SOUTH VOLUME	PERCENT NORTH IS OF TOTAL VOLUME	PERCENT SOUTH IS OF TOTAL VOLUME
7	19	2013	6	16	15185	7.88	13	192647	6172	9013	40.65	59.35
7	11	2013	5	16	15181	7.88	14	192647	5851	9330	38.54	61.46
7	12	2013	6	16	15153	7.87	15	192647	5972	9181	39.41	60.59
7	31	2013	4	16	15117	7.85	16	192647	6066	9051	40.13	59.87
5	17	2013	6	15	15106	7.84	17	192647	5871	9235	38.87	61.13
6	14	2013	6	15	15106	7.84	18	192647	5987	9119	39.63	60.37
6	7	2013	6	17	15094	7.84	19	192647	6105	8989	40.45	59.55
6	13	2013	5	16	15086	7.83	20	192647	5865	9221	38.88	61.12
7	31	2013	4	18	15083	7.83	21	192647	5800	9283	38.45	61.55
2	27	2013	4	17	15072	7.82	22	192647	5682	9390	37.70	62.30
2	14	2013	5	16	15061	7.82	23	192647	5479	9582	36.38	63.62
8	23	2013	6	16	15046	7.81	24	192647	6241	8805	41.48	58.52
2	8	2013	6	17	15044	7.81	25	192647	5606	9438	37.26	62.74
8	16	2013	6	17	15044	7.81	26	192647	6104	8940	40.57	59.43
7	25	2013	5	16	15040	7.81	27	192647	5868	9172	39.02	60.98
6	21	2013	6	15	15022	7.80	28	192647	5932	9090	39.49	60.51
7	12	2013	6	15	15022	7.80	29	192647	5940	9082	39.54	60.46
8	16	2013	6	15	15017	7.80	30	192647	6203	8814	41.31	58.69
5	10	2013	6	16	14997	7.78	31	192647	5641	9356	37.61	62.39
7	19	2013	6	15	14990	7.78	32	192647	6176	8814	41.20	58.80
8	28	2013	4	17	14982	7.78	33	192647	5660	9322	37.78	62.22
7	31	2013	4	17	14980	7.78	34	192647	5710	9270	38.12	61.88
6	21	2013	6	16	14979	7.78	35	192647	5913	9066	39.48	60.52
8	9	2013	6	15	14979	7.78	36	192647	6019	8960	40.18	59.82
8	28	2013	4	18	14976	7.77	37	192647	5736	9240	38.30	61.70
7	26	2013	6	16	14973	7.77	38	192647	6102	8871	40.75	59.25
7	18	2013	5	17	14968	7.77	39	192647	6066	8902	40.53	59.47
8	8	2013	5	17	14966	7.77	40	192647	5930	9036	39.62	60.38
6	13	2013	5	18	14964	7.77	41	192647	5854	9110	39.12	60.88
8	14	2013	4	17	14954	7.76	42	192647	5616	9338	37.56	62.44
7	18	2013	5	18	14952	7.76	43	192647	5982	8970	40.01	59.99
8	5	2013	2	16	14951	7.76	44	192647	5782	9169	38.67	61.33
8	20	2013	3	16	14944	7.76	45	192647	5620	9324	37.61	62.39
6	13	2013	5	17	14931	7.75	46	192647	5813	9118	38.93	61.07
7	12	2013	6	18	14920	7.74	47	192647	6588	8332	44.16	55.84
7	10	2013	4	17	14909	7.74	48	192647	5734	9175	38.46	61.54
7	17	2013	4	16	14906	7.74	49	192647	5511	9395	36.97	63.03
8	29	2013	5	16	14906	7.74	50	192647	6212	8694	41.67	58.33
7	11	2013	5	17	14900	7.73	51	192647	5950	8950	39.93	60.07
2	8	2013	6	16	14895	7.73	52	192647	5549	9346	37.25	62.75
7	26	2013	6	15	14893	7.73	53	192647	6099	8794	40.95	59.05

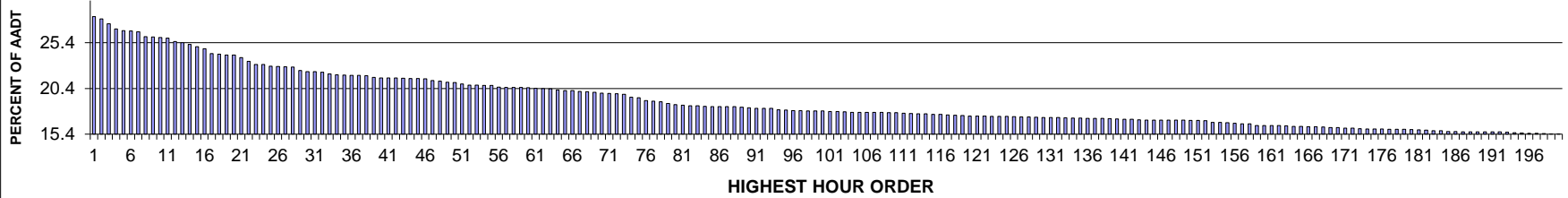
MO	DY	YR	DAY OF WK	HR	HR VOL	PERCENT OF AADT	HOUR NUMBER	AADT	NORTH VOLUME	SOUTH VOLUME	PERCENT NORTH IS OF TOTAL VOLUME	PERCENT SOUTH IS OF TOTAL VOLUME
7	2	2013	3	16	14879	7.72	54	192647	6087	8792	40.91	59.09
8	1	2013	5	17	14878	7.72	55	192647	6215	8663	41.77	58.23
7	30	2013	3	17	14876	7.72	56	192647	5681	9195	38.19	61.81
5	17	2013	6	16	14875	7.72	57	192647	5804	9071	39.02	60.98
8	8	2013	5	16	14866	7.72	58	192647	5776	9090	38.85	61.15
7	2	2013	3	17	14854	7.71	59	192647	6083	8771	40.95	59.05
8	14	2013	4	16	14845	7.71	60	192647	5458	9387	36.77	63.23
6	12	2013	4	17	14842	7.70	61	192647	5682	9160	38.28	61.72
1	18	2013	6	16	14827	7.70	62	192647	5590	9237	37.70	62.30
6	7	2013	6	16	14825	7.70	63	192647	5888	8937	39.72	60.28
8	19	2013	2	17	14815	7.69	64	192647	5529	9286	37.32	62.68
8	27	2013	3	18	14815	7.69	65	192647	5747	9068	38.79	61.21
8	6	2013	3	16	14814	7.69	66	192647	5784	9030	39.04	60.96
7	11	2013	5	18	14810	7.69	67	192647	6014	8796	40.61	59.39
8	7	2013	4	16	14804	7.68	68	192647	5637	9167	38.08	61.92
6	6	2013	5	17	14803	7.68	69	192647	5836	8967	39.42	60.58
8	15	2013	5	18	14802	7.68	70	192647	5912	8890	39.94	60.06
6	14	2013	6	17	14780	7.67	71	192647	6165	8615	41.71	58.29
8	9	2013	6	18	14773	7.67	72	192647	6443	8330	43.61	56.39
7	10	2013	4	16	14770	7.67	73	192647	5605	9165	37.95	62.05
6	6	2013	5	18	14766	7.66	74	192647	5811	8955	39.35	60.65
6	18	2013	3	17	14754	7.66	75	192647	5528	9226	37.47	62.53
7	17	2013	4	17	14746	7.65	76	192647	5642	9104	38.26	61.74
8	9	2013	6	17	14746	7.65	77	192647	6376	8370	43.24	56.76
7	16	2013	3	18	14744	7.65	78	192647	5973	8771	40.51	59.49
7	24	2013	4	18	14740	7.65	79	192647	5957	8783	40.41	59.59
7	23	2013	3	17	14732	7.65	80	192647	5845	8887	39.68	60.32
7	22	2013	2	17	14728	7.65	81	192647	5417	9311	36.78	63.22
5	20	2013	2	17	14726	7.64	82	192647	5311	9415	36.07	63.93
5	31	2013	6	16	14718	7.64	83	192647	5581	9137	37.92	62.08
1	18	2013	6	17	14713	7.64	84	192647	5777	8936	39.26	60.74
8	28	2013	4	16	14712	7.64	85	192647	5526	9186	37.56	62.44
6	28	2013	6	16	14700	7.63	86	192647	5866	8834	39.90	60.10
7	19	2013	6	18	14699	7.63	87	192647	6546	8153	44.53	55.47
5	31	2013	6	17	14698	7.63	88	192647	5633	9065	38.32	61.68
7	18	2013	5	16	14698	7.63	89	192647	5806	8892	39.50	60.50
8	23	2013	6	18	14698	7.63	90	192647	6342	8356	43.15	56.85
8	6	2013	3	17	14697	7.63	91	192647	5658	9039	38.50	61.50
7	24	2013	4	16	14695	7.63	92	192647	5586	9109	38.01	61.99
6	14	2013	6	16	14693	7.63	93	192647	5893	8800	40.11	59.89
7	29	2013	2	16	14685	7.62	94	192647	5506	9179	37.49	62.51

MO	DY	YR	DAY OF WK	HR	HR VOL	PERCENT OF AADT	HOUR NUMBER	AADT	NORTH VOLUME	SOUTH VOLUME	PERCENT NORTH IS OF TOTAL VOLUME	PERCENT SOUTH IS OF TOTAL VOLUME
7	8	2013	2	17	14684	7.62	95	192647	5686	8998	38.72	61.28
8	26	2013	2	16	14676	7.62	96	192647	5349	9327	36.45	63.55
6	12	2013	4	18	14665	7.61	97	192647	5748	8917	39.20	60.80
7	23	2013	3	16	14665	7.61	98	192647	5572	9093	38.00	62.00
6	17	2013	2	16	14657	7.61	99	192647	5483	9174	37.41	62.59
5	10	2013	6	17	14648	7.60	100	192647	5934	8714	40.51	59.49
6	18	2013	3	16	14647	7.60	101	192647	5419	9228	37.00	63.00
8	30	2013	6	15	14643	7.60	102	192647	5833	8810	39.83	60.17
6	28	2013	6	17	14641	7.60	103	192647	6020	8621	41.12	58.88
7	30	2013	3	16	14628	7.59	104	192647	5470	9158	37.39	62.61
8	14	2013	4	15	14627	7.59	105	192647	5764	8863	39.41	60.59
6	19	2013	4	17	14625	7.59	106	192647	5643	8982	38.58	61.42
6	3	2013	2	17	14621	7.59	107	192647	5540	9081	37.89	62.11
6	7	2013	6	18	14621	7.59	108	192647	6360	8261	43.50	56.50
5	24	2013	6	15	14616	7.59	109	192647	5706	8910	39.04	60.96
5	30	2013	5	16	14616	7.59	110	192647	5328	9288	36.45	63.55
8	14	2013	4	18	14614	7.59	111	192647	5698	8916	38.99	61.01
2	8	2013	6	15	14612	7.58	112	192647	5599	9013	38.32	61.68
6	7	2013	6	15	14612	7.58	113	192647	5893	8719	40.33	59.67
8	5	2013	2	17	14610	7.58	114	192647	5727	8883	39.20	60.80
7	26	2013	6	17	14603	7.58	115	192647	6265	8338	42.90	57.10
7	30	2013	3	18	14603	7.58	116	192647	5709	8894	39.09	60.91
7	16	2013	3	16	14601	7.58	117	192647	5329	9272	36.50	63.50
7	25	2013	5	15	14601	7.58	118	192647	5958	8643	40.81	59.19
7	10	2013	4	18	14596	7.58	119	192647	5863	8733	40.17	59.83
7	3	2013	4	17	14590	7.57	120	192647	5972	8618	40.93	59.07
7	31	2013	4	15	14588	7.57	121	192647	5983	8605	41.01	58.99
8	8	2013	5	15	14582	7.57	122	192647	5799	8783	39.77	60.23
5	20	2013	2	16	14575	7.57	123	192647	5332	9243	36.58	63.42
6	10	2013	2	17	14573	7.56	124	192647	5479	9094	37.60	62.40
8	13	2013	3	16	14568	7.56	125	192647	5464	9104	37.51	62.49
1	25	2013	6	17	14565	7.56	126	192647	5832	8733	40.04	59.96
2	26	2013	3	17	14562	7.56	127	192647	5410	9152	37.15	62.85
5	10	2013	6	15	14561	7.56	128	192647	5533	9028	38.00	62.00
7	9	2013	3	16	14560	7.56	129	192647	5515	9045	37.88	62.12
1	4	2013	6	17	14557	7.56	130	192647	5446	9111	37.41	62.59
1	25	2013	6	16	14544	7.55	131	192647	5534	9010	38.05	61.95
8	16	2013	6	18	14544	7.55	132	192647	5980	8564	41.12	58.88
2	21	2013	5	16	14535	7.54	133	192647	5473	9062	37.65	62.35
2	12	2013	3	17	14533	7.54	134	192647	5155	9378	35.47	64.53
8	15	2013	5	15	14522	7.54	135	192647	6016	8506	41.43	58.57

MO	DY	YR	DAY OF WK	HR	HR VOL	PERCENT OF AADT	HOUR NUMBER	AADT	NORTH VOLUME	SOUTH VOLUME	PERCENT NORTH IS OF TOTAL VOLUME	PERCENT SOUTH IS OF TOTAL VOLUME
8	20	2013	3	17	14515	7.53	136	192647	5581	8934	38.45	61.55
6	6	2013	5	16	14514	7.53	137	192647	5337	9177	36.77	63.23
2	13	2013	4	17	14511	7.53	138	192647	5755	8756	39.66	60.34
6	26	2013	4	17	14511	7.53	139	192647	5454	9057	37.59	62.41
8	7	2013	4	17	14510	7.53	140	192647	5575	8935	38.42	61.58
2	14	2013	5	18	14509	7.53	141	192647	5991	8518	41.29	58.71
8	27	2013	3	16	14499	7.53	142	192647	5463	9036	37.68	62.32
5	14	2013	3	17	14498	7.53	143	192647	5373	9125	37.06	62.94
2	18	2013	2	16	14494	7.52	144	192647	5742	8752	39.62	60.38
5	20	2013	2	18	14494	7.52	145	192647	5418	9076	37.38	62.62
2	13	2013	4	16	14489	7.52	146	192647	5037	9452	34.76	65.24
6	19	2013	4	18	14481	7.52	147	192647	5562	8919	38.41	61.59
6	4	2013	3	17	14476	7.51	148	192647	5637	8839	38.94	61.06
7	16	2013	3	17	14475	7.51	149	192647	5149	9326	35.57	64.43
5	30	2013	5	18	14472	7.51	150	192647	5627	8845	38.88	61.12
6	18	2013	3	18	14471	7.51	151	192647	5509	8962	38.07	61.93
2	26	2013	3	16	14467	7.51	152	192647	4949	9518	34.21	65.79
7	22	2013	2	16	14467	7.51	153	192647	5435	9032	37.57	62.43
8	13	2013	3	17	14464	7.51	154	192647	5471	8993	37.82	62.18
1	31	2013	5	17	14460	7.51	155	192647	5513	8947	38.13	61.87
6	24	2013	2	16	14455	7.50	156	192647	5368	9087	37.14	62.86
7	26	2013	6	18	14451	7.50	157	192647	6267	8184	43.37	56.63
6	19	2013	4	16	14437	7.49	158	192647	5453	8984	37.77	62.23
5	10	2013	6	18	14434	7.49	159	192647	6117	8317	42.38	57.62
5	16	2013	5	16	14434	7.49	160	192647	5432	9002	37.63	62.37
8	30	2013	6	16	14425	7.49	161	192647	5640	8785	39.10	60.90
5	29	2013	4	17	14422	7.49	162	192647	5324	9098	36.92	63.08
7	29	2013	2	17	14419	7.48	163	192647	5427	8992	37.64	62.36
8	23	2013	6	15	14414	7.48	164	192647	6244	8170	43.32	56.68
2	1	2013	6	17	14412	7.48	165	192647	5832	8580	40.47	59.53
2	1	2013	6	18	14410	7.48	166	192647	5945	8465	41.26	58.74
1	18	2013	6	15	14402	7.48	167	192647	5513	8889	38.28	61.72
5	16	2013	5	17	14401	7.48	168	192647	5687	8714	39.49	60.51
7	8	2013	2	18	14398	7.47	169	192647	5736	8662	39.84	60.16
8	19	2013	2	16	14398	7.47	170	192647	5354	9044	37.19	62.81
6	27	2013	5	15	14391	7.47	171	192647	5748	8643	39.94	60.06
6	4	2013	3	16	14384	7.47	172	192647	5196	9188	36.12	63.88
1	3	2013	5	16	14377	7.46	173	192647	4976	9401	34.61	65.39
1	17	2013	5	17	14375	7.46	174	192647	5465	8910	38.02	61.98
1	9	2013	4	17	14374	7.46	175	192647	5329	9045	37.07	62.93
1	25	2013	6	15	14372	7.46	176	192647	5598	8774	38.95	61.05

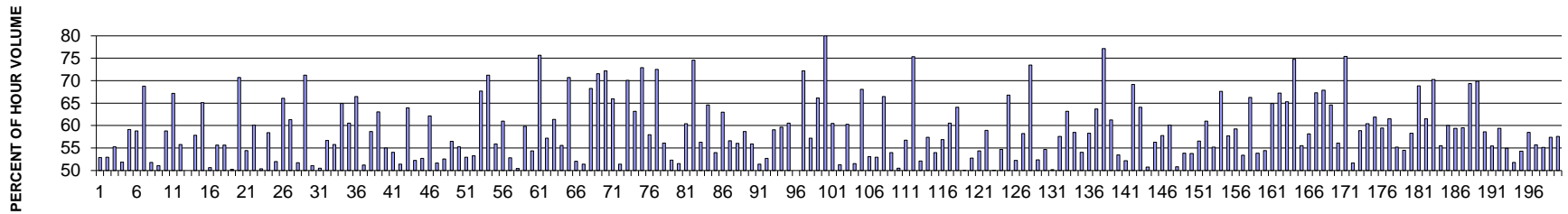
MO	DY	YR	DAY OF WK	HR	HR VOL	PERCENT OF AADT	HOUR NUMBER	AADT	NORTH VOLUME	SOUTH VOLUME	PERCENT NORTH IS OF TOTAL VOLUME	PERCENT SOUTH IS OF TOTAL VOLUME
6	17	2013	2	17	14372	7.46	177	192647	5479	8893	38.12	61.88
7	9	2013	3	17	14363	7.46	178	192647	5384	8979	37.49	62.51
7	23	2013	3	18	14355	7.45	179	192647	5756	8599	40.10	59.90
6	26	2013	4	18	14353	7.45	180	192647	5293	9060	36.88	63.12
8	12	2013	2	16	14347	7.45	181	192647	5422	8925	37.79	62.21
6	28	2013	6	15	14343	7.45	182	192647	5889	8454	41.06	58.94
1	17	2013	5	16	14342	7.44	183	192647	5109	9233	35.62	64.38
7	11	2013	5	15	14339	7.44	184	192647	5815	8524	40.55	59.45
6	21	2013	6	18	14338	7.44	185	192647	6184	8154	43.13	56.87
7	9	2013	3	18	14338	7.44	186	192647	5943	8395	41.45	58.55
6	10	2013	2	16	14336	7.44	187	192647	5222	9114	36.43	63.57
5	28	2013	3	16	14331	7.44	188	192647	5059	9272	35.30	64.70
7	17	2013	4	15	14329	7.44	189	192647	5584	8745	38.97	61.03
7	3	2013	4	18	14327	7.44	190	192647	5850	8477	40.83	59.17
6	5	2013	4	18	14326	7.44	191	192647	5404	8922	37.72	62.28
6	5	2013	4	16	14317	7.43	192	192647	5297	9020	37.00	63.00
6	3	2013	2	16	14316	7.43	193	192647	5078	9238	35.47	64.53
1	22	2013	3	17	14311	7.43	194	192647	5223	9088	36.50	63.50
5	21	2013	3	17	14311	7.43	195	192647	5327	8984	37.22	62.78
6	20	2013	5	15	14309	7.43	196	192647	5687	8622	39.74	60.26
2	7	2013	5	16	14305	7.43	197	192647	5295	9010	37.02	62.98
6	24	2013	2	17	14305	7.43	198	192647	5266	9039	36.81	63.19
7	3	2013	4	16	14304	7.42	199	192647	5484	8820	38.34	61.66
7	17	2013	4	18	14302	7.42	200	192647	5721	8581	40.00	60.00

**SR 012 MP 185.62 NACHES ADC SITE S818E
K FOR PEAK 200 HOURS OF 2013
Recreational Site**



AADT= 3905 K 30 FACTOR= 22.25 K 100 FACTOR= 17.93 K 200 FACTOR= 15.44 D 100 FACTOR= 80.00

**SR 012 MP 185.62 NACHES ADC SITE S818E
D % IN THE PEAK 200 HOURS OF 2013**



MO	DY	YR	DAY OF WK	HR	HR VOL	PERCENT OF AADT	HOUR NUMBER	AADT	EAST VOLUME	WEST VOLUME	PERCENT EAST IS OF TOTAL VOLUME	PERCENT WEST IS OF TOTAL VOLUME
7	28	2013	1	14	1104	28.27	1	3905	520	584	47.10	52.90
9	2	2013	2	13	1093	27.99	2	3905	579	514	52.97	47.03
7	28	2013	1	15	1073	27.48	3	3905	480	593	44.73	55.27
7	21	2013	1	13	1051	26.91	4	3905	506	545	48.14	51.86
9	2	2013	2	15	1044	26.73	5	3905	617	427	59.10	40.90
7	28	2013	1	13	1042	26.68	6	3905	429	613	41.17	58.83
7	28	2013	1	17	1038	26.58	7	3905	714	324	68.79	31.21
7	21	2013	1	15	1018	26.07	8	3905	527	491	51.77	48.23
7	7	2013	1	15	1016	26.02	9	3905	519	497	51.08	48.92
7	28	2013	1	12	1014	25.97	10	3905	418	596	41.22	58.78
5	27	2013	2	13	1011	25.89	11	3905	679	332	67.16	32.84
9	2	2013	2	14	997	25.53	12	3905	556	441	55.77	44.23

MO	DY	YR	DAY OF WK	HR	HR VOL	PERCENT OF AADT	HOUR NUMBER	AADT	EAST VOLUME	WEST VOLUME	PERCENT EAST IS OF TOTAL VOLUME	PERCENT WEST IS OF TOTAL VOLUME
7	7	2013	1	14	992	25.40	13	3905	496	496	50.00	50.00
7	7	2013	1	16	984	25.20	14	3905	569	415	57.83	42.17
5	27	2013	2	14	975	24.97	15	3905	635	340	65.13	34.87
9	2	2013	2	12	966	24.74	16	3905	489	477	50.62	49.38
7	7	2013	1	13	945	24.20	17	3905	526	419	55.66	44.34
7	28	2013	1	16	943	24.15	18	3905	525	418	55.67	44.33
7	21	2013	1	14	940	24.07	19	3905	468	472	49.79	50.21
7	7	2013	1	17	939	24.05	20	3905	664	275	70.71	29.29
7	14	2013	1	15	928	23.76	21	3905	423	505	45.58	54.42
7	21	2013	1	16	912	23.35	22	3905	548	364	60.09	39.91
7	14	2013	1	13	899	23.02	23	3905	446	453	49.61	50.39
9	1	2013	1	13	899	23.02	24	3905	374	525	41.60	58.40
9	1	2013	1	14	891	22.82	25	3905	428	463	48.04	51.96
9	1	2013	1	12	890	22.79	26	3905	302	588	33.93	66.07
9	2	2013	2	16	889	22.77	27	3905	545	344	61.30	38.70
7	14	2013	1	14	888	22.74	28	3905	429	459	48.31	51.69
8	31	2013	7	12	873	22.36	29	3905	251	622	28.75	71.25
7	7	2013	1	12	869	22.25	30	3905	425	444	48.91	51.09
8	18	2013	1	14	869	22.25	31	3905	430	439	49.48	50.52
7	21	2013	1	12	866	22.18	32	3905	375	491	43.30	56.70
8	11	2013	1	14	859	22.00	33	3905	479	380	55.76	44.24
7	28	2013	1	11	855	21.90	34	3905	300	555	35.09	64.91
9	1	2013	1	16	854	21.87	35	3905	517	337	60.54	39.46
5	27	2013	2	12	853	21.84	36	3905	567	286	66.47	33.53
9	1	2013	1	15	853	21.84	37	3905	416	437	48.77	51.23
8	4	2013	1	16	851	21.79	38	3905	499	352	58.64	41.36
8	31	2013	7	17	844	21.61	39	3905	532	312	63.03	36.97
6	30	2013	1	15	842	21.56	40	3905	379	463	45.01	54.99
9	2	2013	2	11	842	21.56	41	3905	387	455	45.96	54.04
8	4	2013	1	14	841	21.54	42	3905	432	409	51.37	48.63
8	31	2013	7	13	840	21.51	43	3905	303	537	36.07	63.93
8	4	2013	1	13	839	21.49	44	3905	401	438	47.79	52.21
8	4	2013	1	15	839	21.49	45	3905	442	397	52.68	47.32
9	2	2013	2	17	838	21.46	46	3905	521	317	62.17	37.83
6	30	2013	1	14	831	21.28	47	3905	402	429	48.38	51.62
6	30	2013	1	16	828	21.20	48	3905	435	393	52.54	47.46
8	11	2013	1	15	823	21.08	49	3905	465	358	56.50	43.50
8	31	2013	7	14	822	21.05	50	3905	368	454	44.77	55.23
6	16	2013	1	14	816	20.90	51	3905	432	384	52.94	47.06
6	30	2013	1	13	811	20.77	52	3905	379	432	46.73	53.27
7	21	2013	1	17	811	20.77	53	3905	549	262	67.69	32.31


MO	DY	YR	DAY OF WK	HR	HR VOL	PERCENT OF AADT	HOUR NUMBER	AADT	EAST VOLUME	WEST VOLUME	PERCENT EAST IS OF TOTAL VOLUME	PERCENT WEST IS OF TOTAL VOLUME
7	14	2013	1	17	810	20.74	54	3905	577	233	71.23	28.77
7	14	2013	1	12	809	20.72	55	3905	357	452	44.13	55.87
5	27	2013	2	15	803	20.56	56	3905	490	313	61.02	38.98
6	30	2013	1	12	801	20.51	57	3905	378	423	47.19	52.81
8	31	2013	7	15	801	20.51	58	3905	404	397	50.44	49.56
8	31	2013	7	16	801	20.51	59	3905	479	322	59.80	40.20
8	11	2013	1	13	800	20.49	60	3905	435	365	54.38	45.63
8	31	2013	7	11	797	20.41	61	3905	194	603	24.34	75.66
7	14	2013	1	16	796	20.38	62	3905	455	341	57.16	42.84
8	18	2013	1	16	795	20.36	63	3905	488	307	61.38	38.62
7	20	2013	7	12	790	20.23	64	3905	351	439	44.43	55.57
7	28	2013	1	18	788	20.18	65	3905	557	231	70.69	29.31
8	18	2013	1	13	788	20.18	66	3905	410	378	52.03	47.97
6	16	2013	1	13	784	20.08	67	3905	403	381	51.40	48.60
8	4	2013	1	17	782	20.03	68	3905	534	248	68.29	31.71
5	25	2013	7	11	780	19.97	69	3905	222	558	28.46	71.54
7	21	2013	1	18	777	19.90	70	3905	561	216	72.20	27.80
9	1	2013	1	17	775	19.85	71	3905	511	264	65.94	34.06
8	18	2013	1	15	774	19.82	72	3905	398	376	51.42	48.58
5	25	2013	7	12	772	19.77	73	3905	231	541	29.92	70.08
8	30	2013	6	18	760	19.46	74	3905	280	480	36.84	63.16
9	1	2013	1	11	757	19.39	75	3905	205	552	27.08	72.92
8	11	2013	1	16	745	19.08	76	3905	432	313	57.99	42.01
9	1	2013	1	18	742	19.00	77	3905	538	204	72.51	27.49
8	4	2013	1	12	740	18.95	78	3905	325	415	43.92	56.08
6	16	2013	1	15	732	18.75	79	3905	383	349	52.32	47.68
8	25	2013	1	13	728	18.64	80	3905	375	353	51.51	48.49
6	30	2013	1	17	725	18.57	81	3905	438	287	60.41	39.59
7	7	2013	1	18	723	18.51	82	3905	539	184	74.55	25.45
7	27	2013	7	14	723	18.51	83	3905	316	407	43.71	56.29
5	25	2013	7	13	720	18.44	84	3905	255	465	35.42	64.58
5	26	2013	1	15	719	18.41	85	3905	388	331	53.96	46.04
6	16	2013	1	17	719	18.41	86	3905	453	266	63.00	37.00
7	6	2013	7	14	719	18.41	87	3905	312	407	43.39	56.61
7	26	2013	6	14	719	18.41	88	3905	316	403	43.95	56.05
5	27	2013	2	16	716	18.34	89	3905	420	296	58.66	41.34
5	26	2013	1	12	714	18.28	90	3905	315	399	44.12	55.88
7	20	2013	7	14	712	18.23	91	3905	346	366	48.60	51.40
8	11	2013	1	12	712	18.23	92	3905	375	337	52.67	47.33
6	16	2013	1	16	711	18.21	93	3905	420	291	59.07	40.93
7	6	2013	7	13	706	18.08	94	3905	285	421	40.37	59.63

MO	DY	YR	DAY OF WK	HR	HR VOL	PERCENT OF AADT	HOUR NUMBER	AADT	EAST VOLUME	WEST VOLUME	PERCENT EAST IS OF TOTAL VOLUME	PERCENT WEST IS OF TOTAL VOLUME
7	20	2013	7	13	705	18.05	95	3905	278	427	39.43	60.57
6	9	2013	1	13	702	17.98	96	3905	351	351	50.00	50.00
7	20	2013	7	11	702	17.98	97	3905	195	507	27.78	72.22
7	20	2013	7	17	701	17.95	98	3905	401	300	57.20	42.80
8	11	2013	1	17	700	17.93	99	3905	463	237	66.14	33.86
8	31	2013	7	10	700	17.93	100	3905	140	560	20.00	80.00
5	27	2013	2	11	698	17.87	101	3905	422	276	60.46	39.54
7	6	2013	7	15	698	17.87	102	3905	340	358	48.71	51.29
5	25	2013	7	14	697	17.85	103	3905	277	420	39.74	60.26
6	16	2013	1	12	695	17.80	104	3905	337	358	48.49	51.51
7	27	2013	7	11	695	17.80	105	3905	222	473	31.94	68.06
8	3	2013	7	12	695	17.80	106	3905	326	369	46.91	53.09
8	25	2013	1	14	695	17.80	107	3905	368	327	52.95	47.05
9	2	2013	2	18	695	17.80	108	3905	462	233	66.47	33.53
5	26	2013	1	13	693	17.75	109	3905	319	374	46.03	53.97
7	27	2013	7	16	693	17.75	110	3905	350	343	50.51	49.49
9	15	2013	1	14	691	17.70	111	3905	392	299	56.73	43.27
5	25	2013	7	10	690	17.67	112	3905	170	520	24.64	75.36
7	6	2013	7	16	689	17.64	113	3905	359	330	52.10	47.90
7	27	2013	7	13	688	17.62	114	3905	293	395	42.59	57.41
6	22	2013	7	12	686	17.57	115	3905	370	316	53.94	46.06
6	23	2013	1	13	686	17.57	116	3905	390	296	56.85	43.15
8	10	2013	7	12	684	17.52	117	3905	270	414	39.47	60.53
8	31	2013	7	18	682	17.46	118	3905	437	245	64.08	35.92
6	9	2013	1	15	681	17.44	119	3905	341	340	50.07	49.93
5	25	2013	7	16	679	17.39	120	3905	358	321	52.72	47.28
7	27	2013	7	15	679	17.39	121	3905	310	369	45.66	54.34
8	25	2013	1	15	679	17.39	122	3905	400	279	58.91	41.09
5	25	2013	7	15	677	17.34	123	3905	338	339	49.93	50.07
7	26	2013	6	17	677	17.34	124	3905	307	370	45.35	54.65
8	18	2013	1	17	677	17.34	125	3905	452	225	66.77	33.23
5	26	2013	1	14	676	17.31	126	3905	323	353	47.78	52.22
5	26	2013	1	17	675	17.29	127	3905	393	282	58.22	41.78
7	14	2013	1	18	675	17.29	128	3905	496	179	73.48	26.52
7	20	2013	7	16	674	17.26	129	3905	353	321	52.37	47.63
8	25	2013	1	16	673	17.23	130	3905	368	305	54.68	45.32
6	9	2013	1	14	672	17.21	131	3905	335	337	49.85	50.15
7	26	2013	6	15	672	17.21	132	3905	285	387	42.41	57.59
8	10	2013	7	17	671	17.18	133	3905	424	247	63.19	36.81
5	25	2013	7	17	670	17.16	134	3905	392	278	58.51	41.49
8	18	2013	1	12	670	17.16	135	3905	308	362	45.97	54.03

MO	DY	YR	DAY OF WK	HR	HR VOL	PERCENT OF AADT	HOUR NUMBER	AADT	EAST VOLUME	WEST VOLUME	PERCENT EAST IS OF TOTAL VOLUME	PERCENT WEST IS OF TOTAL VOLUME
8	30	2013	6	15	669	17.13	136	3905	279	390	41.70	58.30
8	30	2013	6	17	669	17.13	137	3905	243	426	36.32	63.68
9	1	2013	1	19	669	17.13	138	3905	516	153	77.13	22.87
7	4	2013	5	12	668	17.11	139	3905	259	409	38.77	61.23
9	15	2013	1	13	666	17.06	140	3905	356	310	53.45	46.55
6	9	2013	1	12	665	17.03	141	3905	318	347	47.82	52.18
8	30	2013	6	19	665	17.03	142	3905	205	460	30.83	69.17
7	21	2013	1	11	663	16.98	143	3905	238	425	35.90	64.10
7	20	2013	7	15	662	16.95	144	3905	326	336	49.24	50.76
5	26	2013	1	16	661	16.93	145	3905	372	289	56.28	43.72
7	26	2013	6	18	661	16.93	146	3905	279	382	42.21	57.79
7	27	2013	7	12	661	16.93	147	3905	264	397	39.94	60.06
8	25	2013	1	12	661	16.93	148	3905	325	336	49.17	50.83
9	15	2013	1	12	661	16.93	149	3905	356	305	53.86	46.14
7	6	2013	7	17	660	16.90	150	3905	355	305	53.79	46.21
7	26	2013	6	16	660	16.90	151	3905	287	373	43.48	56.52
8	16	2013	6	17	659	16.88	152	3905	257	402	39.00	61.00
6	23	2013	1	15	652	16.70	153	3905	360	292	55.21	44.79
8	18	2013	1	18	652	16.70	154	3905	441	211	67.64	32.36
8	9	2013	6	16	650	16.65	155	3905	275	375	42.31	57.69
7	27	2013	7	17	648	16.59	156	3905	384	264	59.26	40.74
7	7	2013	1	11	646	16.54	157	3905	301	345	46.59	53.41
7	28	2013	1	19	646	16.54	158	3905	428	218	66.25	33.75
8	10	2013	7	16	639	16.36	159	3905	295	344	46.17	53.83
6	23	2013	1	14	638	16.34	160	3905	347	291	54.39	45.61
7	6	2013	7	18	638	16.34	161	3905	414	224	64.89	35.11
8	11	2013	1	18	638	16.34	162	3905	429	209	67.24	32.76
5	24	2013	6	16	637	16.31	163	3905	221	416	34.69	65.31
7	4	2013	5	11	635	16.26	164	3905	160	475	25.20	74.80
6	9	2013	1	16	634	16.24	165	3905	352	282	55.52	44.48
7	19	2013	6	16	633	16.21	166	3905	265	368	41.86	58.14
8	9	2013	6	18	633	16.21	167	3905	207	426	32.70	67.30
9	15	2013	1	16	632	16.18	168	3905	429	203	67.88	32.12
8	25	2013	1	17	630	16.13	169	3905	407	223	64.60	35.40
7	19	2013	6	15	629	16.11	170	3905	276	353	43.88	56.12
7	21	2013	1	19	627	16.06	171	3905	473	154	75.44	24.56
7	26	2013	6	13	627	16.06	172	3905	303	324	48.33	51.67
6	30	2013	1	18	625	16.01	173	3905	368	257	58.88	41.12
7	13	2013	7	13	624	15.98	174	3905	247	377	39.58	60.42
7	19	2013	6	17	624	15.98	175	3905	238	386	38.14	61.86
8	10	2013	7	14	624	15.98	176	3905	253	371	40.54	59.46


MO	DY	YR	DAY OF WK	HR	HR VOL	PERCENT OF AADT	HOUR NUMBER	AADT	EAST VOLUME	WEST VOLUME	PERCENT EAST IS OF TOTAL VOLUME	PERCENT WEST IS OF TOTAL VOLUME
7	19	2013	6	18	623	15.95	177	3905	240	383	38.52	61.48
9	14	2013	7	15	623	15.95	178	3905	344	279	55.22	44.78
9	14	2013	7	14	622	15.93	179	3905	283	339	45.50	54.50
6	29	2013	7	13	621	15.90	180	3905	259	362	41.71	58.29
5	24	2013	6	17	620	15.88	181	3905	193	427	31.13	68.87
7	6	2013	7	12	618	15.83	182	3905	238	380	38.51	61.49
6	16	2013	1	18	616	15.77	183	3905	433	183	70.29	29.71
6	23	2013	1	16	616	15.77	184	3905	342	274	55.52	44.48
7	14	2013	1	11	613	15.70	185	3905	245	368	39.97	60.03
9	15	2013	1	15	613	15.70	186	3905	364	249	59.38	40.62
5	25	2013	7	18	612	15.67	187	3905	364	248	59.48	40.52
5	24	2013	6	18	611	15.65	188	3905	187	424	30.61	69.39
8	4	2013	1	18	611	15.65	189	3905	427	184	69.89	30.11
8	9	2013	6	17	611	15.65	190	3905	253	358	41.41	58.59
8	30	2013	6	16	611	15.65	191	3905	272	339	44.52	55.48
9	14	2013	7	13	611	15.65	192	3905	248	363	40.59	59.41
8	9	2013	6	15	610	15.62	193	3905	275	335	45.08	54.92
7	13	2013	7	15	608	15.57	194	3905	293	315	48.19	51.81
7	27	2013	7	18	606	15.52	195	3905	329	277	54.29	45.71
7	19	2013	6	14	605	15.49	196	3905	251	354	41.49	58.51
8	3	2013	7	14	605	15.49	197	3905	268	337	44.30	55.70
7	5	2013	6	16	604	15.47	198	3905	271	333	44.87	55.13
8	3	2013	7	13	603	15.44	199	3905	257	346	42.62	57.38
8	11	2013	1	11	603	15.44	200	3905	256	347	42.45	57.55

SR 012 MP 185.25 WHITE PASS ADC SITE S818S
K FOR PEAK 200 HOURS OF 2013
Recreational Site

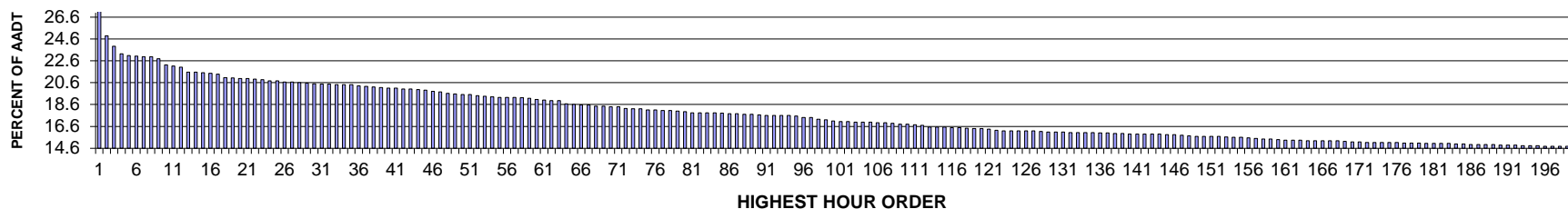


AADT= 0 K 30 FACTOR= 0.00 K 100 FACTOR= 0.00 K 200 FACTOR= 0.00 D 100 FACTOR= 0.00

SR 012 MP 185.25 WHITE PASS ADC SITE S818S
D % IN THE PEAK 200 HOURS OF 2013

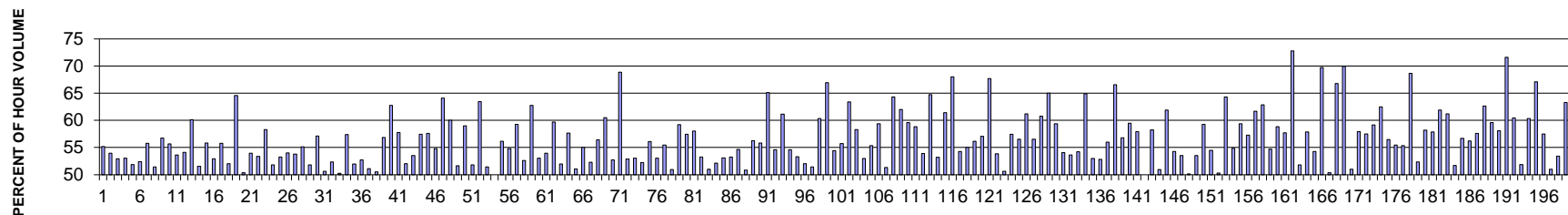


SR 410 MP 116.26 CHINOOK PASS ADC SITE S818W
K FOR PEAK 200 HOURS OF 2013
Recreational Site



AADT= 1989 K 30 FACTOR= 20.51 K 100 FACTOR= 17.09 K 200 FACTOR= 14.68 D 100 FACTOR= 54.41

SR 410 MP 116.26 CHINOOK PASS ADC SITE S818W
D % IN THE PEAK 200 HOURS OF 2013



MO	DY	YR	DAY OF WK	HR	HR VOL	PERCENT OF AADT	HOUR NUMBER	AADT	EAST VOLUME	WEST VOLUME	PERCENT EAST IS OF TOTAL VOLUME	PERCENT WEST IS OF TOTAL VOLUME
7	21	2013	1	13	549	27.60	1	1989	246	303	44.81	55.19
9	2	2013	2	13	495	24.89	2	1989	228	267	46.06	53.94
7	28	2013	1	13	476	23.93	3	1989	224	252	47.06	52.94
9	2	2013	2	12	462	23.23	4	1989	217	245	46.97	53.03
7	28	2013	1	14	459	23.08	5	1989	238	221	51.85	48.15
9	2	2013	2	15	458	23.03	6	1989	240	218	52.40	47.60
7	7	2013	1	14	457	22.98	7	1989	202	255	44.20	55.80
7	21	2013	1	14	457	22.98	8	1989	222	235	48.58	51.42
7	21	2013	1	15	453	22.78	9	1989	257	196	56.73	43.27
9	2	2013	2	14	442	22.22	10	1989	196	246	44.34	55.66
7	21	2013	1	12	440	22.12	11	1989	204	236	46.36	53.64
8	18	2013	1	13	438	22.02	12	1989	237	201	54.11	45.89

MO	DY	YR	DAY OF WK	HR	HR VOL	PERCENT OF AADT	HOUR NUMBER	AADT	EAST VOLUME	WEST VOLUME	PERCENT EAST IS OF TOTAL VOLUME	PERCENT WEST IS OF TOTAL VOLUME
7	20	2013	7	13	429	21.57	13	1989	171	258	39.86	60.14
8	11	2013	1	15	429	21.57	14	1989	221	208	51.52	48.48
9	2	2013	2	16	428	21.52	15	1989	239	189	55.84	44.16
7	7	2013	1	15	427	21.47	16	1989	201	226	47.07	52.93
8	4	2013	1	13	425	21.37	17	1989	188	237	44.24	55.76
7	7	2013	1	13	419	21.07	18	1989	218	201	52.03	47.97
7	28	2013	1	17	418	21.02	19	1989	270	148	64.59	35.41
7	7	2013	1	12	417	20.97	20	1989	210	207	50.36	49.64
9	1	2013	1	14	417	20.97	21	1989	192	225	46.04	53.96
9	1	2013	1	13	416	20.92	22	1989	194	222	46.63	53.37
5	27	2013	2	13	415	20.86	23	1989	242	173	58.31	41.69
6	30	2013	1	14	413	20.76	24	1989	214	199	51.82	48.18
7	14	2013	1	14	413	20.76	25	1989	193	220	46.73	53.27
6	16	2013	1	14	411	20.66	26	1989	222	189	54.01	45.99
7	7	2013	1	16	411	20.66	27	1989	221	190	53.77	46.23
8	11	2013	1	14	410	20.61	28	1989	226	184	55.12	44.88
8	4	2013	1	14	409	20.56	29	1989	197	212	48.17	51.83
7	6	2013	7	13	408	20.51	30	1989	175	233	42.89	57.11
6	30	2013	1	13	407	20.46	31	1989	206	201	50.61	49.39
7	14	2013	1	13	407	20.46	32	1989	194	213	47.67	52.33
7	14	2013	1	15	406	20.41	33	1989	202	204	49.75	50.25
8	31	2013	7	13	406	20.41	34	1989	173	233	42.61	57.39
9	1	2013	1	15	406	20.41	35	1989	195	211	48.03	51.97
7	14	2013	1	12	404	20.31	36	1989	191	213	47.28	52.72
7	28	2013	1	15	403	20.26	37	1989	197	206	48.88	51.12
8	18	2013	1	15	402	20.21	38	1989	203	199	50.50	49.50
7	28	2013	1	12	401	20.16	39	1989	173	228	43.14	56.86
7	20	2013	7	12	400	20.11	40	1989	149	251	37.25	62.75
7	21	2013	1	16	400	20.11	41	1989	231	169	57.75	42.25
6	30	2013	1	12	398	20.01	42	1989	191	207	47.99	52.01
8	31	2013	7	15	398	20.01	43	1989	185	213	46.48	53.52
8	18	2013	1	14	397	19.96	44	1989	169	228	42.57	57.43
8	31	2013	7	12	396	19.91	45	1989	168	228	42.42	57.58
9	1	2013	1	16	394	19.81	46	1989	216	178	54.82	45.18
5	27	2013	2	12	393	19.76	47	1989	252	141	64.12	35.88
8	18	2013	1	16	390	19.61	48	1989	234	156	60.00	40.00
6	16	2013	1	13	389	19.56	49	1989	201	188	51.67	48.33
7	20	2013	7	17	388	19.51	50	1989	229	159	59.02	40.98
8	31	2013	7	14	388	19.51	51	1989	187	201	48.20	51.80
8	10	2013	7	17	386	19.41	52	1989	245	141	63.47	36.53
7	20	2013	7	14	385	19.36	53	1989	198	187	51.43	48.57

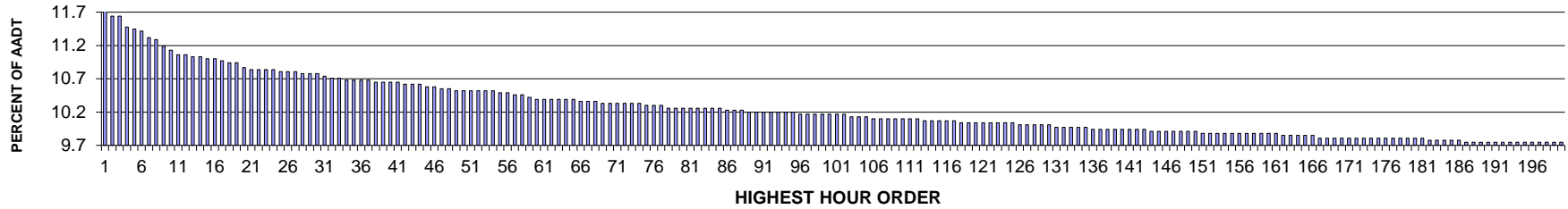
MO	DY	YR	DAY OF WK	HR	HR VOL	PERCENT OF AADT	HOUR NUMBER	AADT	EAST VOLUME	WEST VOLUME	PERCENT EAST IS OF TOTAL VOLUME	PERCENT WEST IS OF TOTAL VOLUME
7	20	2013	7	15	384	19.31	54	1989	192	192	50.00	50.00
6	30	2013	1	16	383	19.26	55	1989	215	168	56.14	43.86
8	4	2013	1	15	383	19.26	56	1989	210	173	54.83	45.17
9	2	2013	2	11	383	19.26	57	1989	156	227	40.73	59.27
7	6	2013	7	15	382	19.21	58	1989	181	201	47.38	52.62
9	1	2013	1	12	381	19.16	59	1989	142	239	37.27	62.73
7	27	2013	7	16	379	19.05	60	1989	178	201	46.97	53.03
7	28	2013	1	16	378	19.00	61	1989	204	174	53.97	46.03
7	7	2013	1	17	377	18.95	62	1989	225	152	59.68	40.32
8	31	2013	7	17	377	18.95	63	1989	181	196	48.01	51.99
7	6	2013	7	14	371	18.65	64	1989	157	214	42.32	57.68
7	20	2013	7	16	370	18.60	65	1989	189	181	51.08	48.92
8	4	2013	1	16	369	18.55	66	1989	203	166	55.01	44.99
8	31	2013	7	16	369	18.55	67	1989	193	176	52.30	47.70
5	27	2013	2	14	367	18.45	68	1989	207	160	56.40	43.60
7	28	2013	1	11	367	18.45	69	1989	145	222	39.51	60.49
7	13	2013	7	15	366	18.40	70	1989	193	173	52.73	47.27
7	21	2013	1	18	366	18.40	71	1989	252	114	68.85	31.15
7	14	2013	1	16	363	18.25	72	1989	192	171	52.89	47.11
8	11	2013	1	13	362	18.20	73	1989	192	170	53.04	46.96
9	2	2013	2	17	362	18.20	74	1989	189	173	52.21	47.79
8	4	2013	1	12	360	18.10	75	1989	158	202	43.89	56.11
8	11	2013	1	12	360	18.10	76	1989	191	169	53.06	46.94
6	9	2013	1	13	359	18.05	77	1989	160	199	44.57	55.43
6	30	2013	1	15	359	18.05	78	1989	176	183	49.03	50.97
7	27	2013	7	13	358	18.00	79	1989	146	212	40.78	59.22
9	1	2013	1	17	357	17.95	80	1989	205	152	57.42	42.58
8	10	2013	7	14	355	17.85	81	1989	149	206	41.97	58.03
8	11	2013	1	16	355	17.85	82	1989	189	166	53.24	46.76
8	25	2013	1	13	355	17.85	83	1989	174	181	49.01	50.99
8	25	2013	1	14	355	17.85	84	1989	185	170	52.11	47.89
7	6	2013	7	16	354	17.80	85	1989	166	188	46.89	53.11
6	16	2013	1	15	353	17.75	86	1989	188	165	53.26	46.74
6	23	2013	1	13	353	17.75	87	1989	193	160	54.67	45.33
7	13	2013	7	16	352	17.70	88	1989	173	179	49.15	50.85
8	25	2013	1	16	352	17.70	89	1989	198	154	56.25	43.75
9	15	2013	1	12	351	17.65	90	1989	196	155	55.84	44.16
6	16	2013	1	17	350	17.60	91	1989	228	122	65.14	34.86
7	27	2013	7	14	350	17.60	92	1989	159	191	45.43	54.57
8	30	2013	6	18	350	17.60	93	1989	136	214	38.86	61.14
9	15	2013	1	14	350	17.60	94	1989	191	159	54.57	45.43

MO	DY	YR	DAY OF WK	HR	HR VOL	PERCENT OF AADT	HOUR NUMBER	AADT	EAST VOLUME	WEST VOLUME	PERCENT EAST IS OF TOTAL VOLUME	PERCENT WEST IS OF TOTAL VOLUME
7	6	2013	7	17	349	17.55	95	1989	186	163	53.30	46.70
6	9	2013	1	15	346	17.40	96	1989	166	180	47.98	52.02
6	22	2013	7	12	346	17.40	97	1989	178	168	51.45	48.55
8	4	2013	1	17	343	17.24	98	1989	207	136	60.35	39.65
7	27	2013	7	11	342	17.19	99	1989	113	229	33.04	66.96
5	26	2013	1	15	340	17.09	100	1989	185	155	54.41	45.59
7	5	2013	6	16	339	17.04	101	1989	150	189	44.25	55.75
9	1	2013	1	18	339	17.04	102	1989	215	124	63.42	36.58
6	16	2013	1	16	338	16.99	103	1989	197	141	58.28	41.72
7	7	2013	1	11	338	16.99	104	1989	159	179	47.04	52.96
7	27	2013	7	17	338	16.99	105	1989	187	151	55.33	44.67
5	27	2013	2	11	337	16.94	106	1989	200	137	59.35	40.65
6	16	2013	1	12	337	16.94	107	1989	164	173	48.66	51.34
8	10	2013	7	16	336	16.89	108	1989	120	216	35.71	64.29
7	21	2013	1	17	334	16.79	109	1989	207	127	61.98	38.02
8	10	2013	7	12	334	16.79	110	1989	135	199	40.42	59.58
5	25	2013	7	13	333	16.74	111	1989	137	196	41.14	58.86
8	18	2013	1	12	332	16.69	112	1989	153	179	46.08	53.92
7	20	2013	7	18	329	16.54	113	1989	213	116	64.74	35.26
7	27	2013	7	18	329	16.54	114	1989	154	175	46.81	53.19
8	25	2013	1	15	329	16.54	115	1989	202	127	61.40	38.60
7	28	2013	1	18	328	16.49	116	1989	223	105	67.99	32.01
8	3	2013	7	14	328	16.49	117	1989	150	178	45.73	54.27
7	27	2013	7	15	327	16.44	118	1989	147	180	44.95	55.05
6	22	2013	7	15	326	16.39	119	1989	143	183	43.87	56.13
7	13	2013	7	13	326	16.39	120	1989	140	186	42.94	57.06
7	20	2013	7	11	325	16.34	121	1989	105	220	32.31	67.69
7	13	2013	7	14	323	16.24	122	1989	149	174	46.13	53.87
5	26	2013	1	13	322	16.19	123	1989	163	159	50.62	49.38
6	22	2013	7	16	322	16.19	124	1989	137	185	42.55	57.45
7	27	2013	7	12	322	16.19	125	1989	140	182	43.48	56.52
8	11	2013	1	17	322	16.19	126	1989	197	125	61.18	38.82
8	30	2013	6	16	322	16.19	127	1989	140	182	43.48	56.52
7	6	2013	7	12	321	16.14	128	1989	126	195	39.25	60.75
7	6	2013	7	18	320	16.09	129	1989	208	112	65.00	35.00
9	13	2013	6	17	320	16.09	130	1989	130	190	40.63	59.38
9	15	2013	1	13	320	16.09	131	1989	173	147	54.06	45.94
6	9	2013	1	14	319	16.04	132	1989	148	171	46.39	53.61
7	14	2013	1	11	319	16.04	133	1989	146	173	45.77	54.23
8	18	2013	1	18	319	16.04	134	1989	207	112	64.89	35.11
9	14	2013	7	14	319	16.04	135	1989	150	169	47.02	52.98

MO	DY	YR	DAY OF WK	HR	HR VOL	PERCENT OF AADT	HOUR NUMBER	AADT	EAST VOLUME	WEST VOLUME	PERCENT EAST IS OF TOTAL VOLUME	PERCENT WEST IS OF TOTAL VOLUME
5	25	2013	7	16	318	15.99	136	1989	150	168	47.17	52.83
8	17	2013	7	15	318	15.99	137	1989	178	140	55.97	44.03
7	14	2013	1	17	317	15.94	138	1989	211	106	66.56	33.44
9	14	2013	7	13	317	15.94	139	1989	137	180	43.22	56.78
5	25	2013	7	12	316	15.89	140	1989	128	188	40.51	59.49
5	25	2013	7	14	316	15.89	141	1989	133	183	42.09	57.91
5	27	2013	2	16	316	15.89	142	1989	158	158	50.00	50.00
6	15	2013	7	14	316	15.89	143	1989	132	184	41.77	58.23
9	14	2013	7	15	316	15.89	144	1989	161	155	50.95	49.05
6	9	2013	1	12	315	15.84	145	1989	120	195	38.10	61.90
6	30	2013	1	17	315	15.84	146	1989	171	144	54.29	45.71
8	30	2013	6	15	314	15.79	147	1989	146	168	46.50	53.50
5	26	2013	1	14	313	15.74	148	1989	157	156	50.16	49.84
5	27	2013	2	15	312	15.69	149	1989	145	167	46.47	53.53
8	3	2013	7	12	312	15.69	150	1989	127	185	40.71	59.29
8	3	2013	7	15	312	15.69	151	1989	142	170	45.51	54.49
8	10	2013	7	15	312	15.69	152	1989	157	155	50.32	49.68
8	18	2013	1	17	311	15.64	153	1989	200	111	64.31	35.69
6	23	2013	1	14	310	15.59	154	1989	170	140	54.84	45.16
8	3	2013	7	13	310	15.59	155	1989	126	184	40.65	59.35
9	14	2013	7	12	309	15.54	156	1989	132	177	42.72	57.28
7	28	2013	1	19	308	15.49	157	1989	190	118	61.69	38.31
8	25	2013	1	17	307	15.43	158	1989	193	114	62.87	37.13
9	2	2013	2	18	307	15.43	159	1989	168	139	54.72	45.28
9	15	2013	1	15	306	15.38	160	1989	180	126	58.82	41.18
5	25	2013	7	11	305	15.33	161	1989	129	176	42.30	57.70
7	21	2013	1	19	305	15.33	162	1989	222	83	72.79	27.21
8	25	2013	1	12	305	15.33	163	1989	147	158	48.20	51.80
5	25	2013	7	15	304	15.28	164	1989	128	176	42.11	57.89
5	26	2013	1	12	304	15.28	165	1989	139	165	45.72	54.28
7	7	2013	1	18	304	15.28	166	1989	212	92	69.74	30.26
8	3	2013	7	17	304	15.28	167	1989	153	151	50.33	49.67
9	1	2013	1	11	304	15.28	168	1989	101	203	33.22	66.78
9	13	2013	6	18	303	15.23	169	1989	91	212	30.03	69.97
6	15	2013	7	17	302	15.18	170	1989	148	154	49.01	50.99
8	9	2013	6	16	302	15.18	171	1989	127	175	42.05	57.95
7	19	2013	6	16	301	15.13	172	1989	128	173	42.52	57.48
7	19	2013	6	17	301	15.13	173	1989	123	178	40.86	59.14
7	21	2013	1	11	301	15.13	174	1989	113	188	37.54	62.46
8	17	2013	7	17	301	15.13	175	1989	170	131	56.48	43.52
9	15	2013	1	11	301	15.13	176	1989	167	134	55.48	44.52

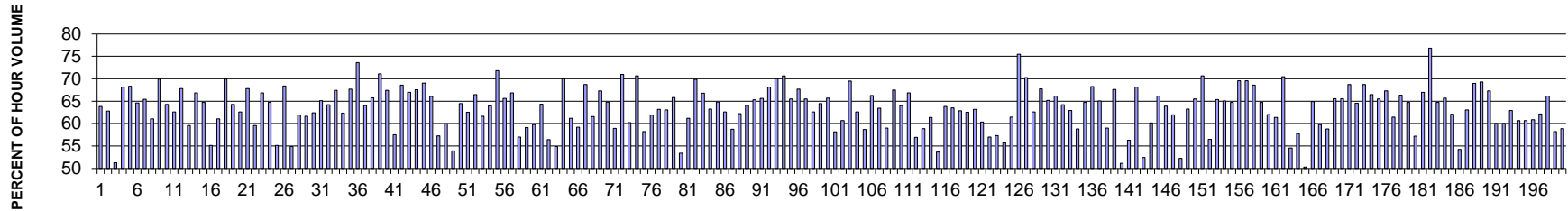
MO	DY	YR	DAY OF WK	HR	HR VOL	PERCENT OF AADT	HOUR NUMBER	AADT	EAST VOLUME	WEST VOLUME	PERCENT EAST IS OF TOTAL VOLUME	PERCENT WEST IS OF TOTAL VOLUME
7	26	2013	6	16	300	15.08	177	1989	134	166	44.67	55.33
8	9	2013	6	18	300	15.08	178	1989	94	206	31.33	68.67
9	14	2013	7	16	300	15.08	179	1989	157	143	52.33	47.67
8	10	2013	7	11	299	15.03	180	1989	125	174	41.81	58.19
8	16	2013	6	17	299	15.03	181	1989	126	173	42.14	57.86
8	16	2013	6	18	299	15.03	182	1989	114	185	38.13	61.87
8	30	2013	6	17	299	15.03	183	1989	116	183	38.80	61.20
6	23	2013	1	15	298	14.98	184	1989	154	144	51.68	48.32
10	25	2013	6	15	298	14.98	185	1989	129	169	43.29	56.71
6	29	2013	7	16	297	14.93	186	1989	167	130	56.23	43.77
7	5	2013	6	14	297	14.93	187	1989	126	171	42.42	57.58
7	19	2013	6	18	297	14.93	188	1989	111	186	37.37	62.63
8	17	2013	7	12	297	14.93	189	1989	120	177	40.40	59.60
7	6	2013	7	11	296	14.88	190	1989	124	172	41.89	58.11
7	14	2013	1	18	296	14.88	191	1989	212	84	71.62	28.38
8	9	2013	6	17	296	14.88	192	1989	117	179	39.53	60.47
6	23	2013	1	17	295	14.83	193	1989	142	153	48.14	51.86
8	10	2013	7	13	295	14.83	194	1989	117	178	39.66	60.34
10	25	2013	6	16	295	14.83	195	1989	97	198	32.88	67.12
6	15	2013	7	15	294	14.78	196	1989	125	169	42.52	57.48
7	5	2013	6	15	294	14.78	197	1989	144	150	48.98	51.02
7	26	2013	6	17	294	14.78	198	1989	137	157	46.60	53.40
9	15	2013	1	16	294	14.78	199	1989	186	108	63.27	36.73
5	26	2013	1	16	292	14.68	200	1989	171	121	58.56	41.44

**SR 411 MP 7.97 LEXINGTON ADC SITE S819
K FOR PEAK 200 HOURS OF 2013**



AADT= 3118 K 30 FACTOR= 10.78 K 100 FACTOR= 10.17 K 200 FACTOR= 9.75 D 30 FACTOR= 62.43

**SR 411 MP 7.97 LEXINGTON ADC SITE S819
D % IN THE PEAK 200 HOURS OF 2013**



MO	DY	YR	DAY OF WK	HR	HR VOL	PERCENT OF AADT	HOUR NUMBER	AADT	NORTH VOLUME	SOUTH VOLUME	PERCENT NORTH IS OF TOTAL VOLUME	PERCENT SOUTH IS OF TOTAL VOLUME
5	31	2013	6	18	379	12.16	1	3118	242	137	63.85	36.15
5	1	2013	4	17	363	11.64	2	3118	228	135	62.81	37.19
6	8	2013	7	13	363	11.64	3	3118	177	186	48.76	51.24
6	6	2013	5	18	358	11.48	4	3118	244	114	68.16	31.84
4	25	2013	5	18	357	11.45	5	3118	244	113	68.35	31.65
5	8	2013	4	18	356	11.42	6	3118	230	126	64.61	35.39
6	7	2013	6	18	353	11.32	7	3118	231	122	65.44	34.56
5	10	2013	6	17	352	11.29	8	3118	215	137	61.08	38.92
5	1	2013	4	18	349	11.19	9	3118	244	105	69.91	30.09
8	28	2013	4	18	347	11.13	10	3118	223	124	64.27	35.73
4	16	2013	3	18	345	11.06	11	3118	216	129	62.61	37.39
4	29	2013	2	18	345	11.06	12	3118	234	111	67.83	32.17

MO	DY	YR	DAY OF WK	HR	HR VOL	PERCENT OF AADT	HOUR NUMBER	AADT	NORTH VOLUME	SOUTH VOLUME	PERCENT NORTH IS OF TOTAL VOLUME	PERCENT SOUTH IS OF TOTAL VOLUME
3	1	2013	6	16	344	11.03	13	3118	205	139	59.59	40.41
6	14	2013	6	18	344	11.03	14	3118	230	114	66.86	33.14
6	26	2013	4	17	343	11.00	15	3118	222	121	64.72	35.28
7	26	2013	6	15	343	11.00	16	3118	189	154	55.10	44.90
6	28	2013	6	18	342	10.97	17	3118	234	108	68.42	31.58
5	10	2013	6	16	341	10.94	18	3118	187	154	54.84	45.16
8	5	2013	2	16	341	10.94	19	3118	211	130	61.88	38.12
7	3	2013	4	17	339	10.87	20	3118	209	130	61.65	38.35
4	19	2013	6	16	338	10.84	21	3118	211	127	62.43	37.57
5	2	2013	5	17	338	10.84	22	3118	220	118	65.09	34.91
6	5	2013	4	17	338	10.84	23	3118	217	121	64.20	35.80
6	28	2013	6	17	338	10.84	24	3118	228	110	67.46	32.54
4	25	2013	5	17	337	10.81	25	3118	210	127	62.31	37.69
6	6	2013	5	17	337	10.81	26	3118	228	109	67.66	32.34
7	31	2013	4	18	337	10.81	27	3118	248	89	73.59	26.41
5	3	2013	6	18	336	10.78	28	3118	215	121	63.99	36.01
6	5	2013	4	18	336	10.78	29	3118	221	115	65.77	34.23
6	27	2013	5	18	336	10.78	30	3118	239	97	71.13	28.87
6	3	2013	2	18	335	10.74	31	3118	226	109	67.46	32.54
3	9	2013	7	13	334	10.71	32	3118	142	192	42.51	57.49
7	23	2013	3	18	334	10.71	33	3118	229	105	68.56	31.44
6	3	2013	2	17	333	10.68	34	3118	223	110	66.97	33.03
7	12	2013	6	18	333	10.68	35	3118	225	108	67.57	32.43
7	24	2013	4	18	333	10.68	36	3118	230	103	69.07	30.93
8	6	2013	3	17	333	10.68	37	3118	220	113	66.07	33.93
3	8	2013	6	16	332	10.65	38	3118	190	142	57.23	42.77
3	13	2013	4	17	332	10.65	39	3118	199	133	59.94	40.06
4	12	2013	6	17	332	10.65	40	3118	179	153	53.92	46.08
7	22	2013	2	17	332	10.65	41	3118	214	118	64.46	35.54
4	22	2013	2	17	331	10.62	42	3118	207	124	62.54	37.46
5	20	2013	2	17	331	10.62	43	3118	220	111	66.47	33.53
9	20	2013	6	17	331	10.62	44	3118	204	127	61.63	38.37
5	8	2013	4	17	330	10.58	45	3118	211	119	63.94	36.06
5	30	2013	5	18	330	10.58	46	3118	237	93	71.82	28.18
3	4	2013	2	17	329	10.55	47	3118	216	113	65.65	34.35
4	8	2013	2	17	329	10.55	48	3118	220	109	66.87	33.13
4	13	2013	7	13	328	10.52	49	3118	141	187	42.99	57.01
5	3	2013	6	16	328	10.52	50	3118	194	134	59.15	40.85
5	3	2013	6	17	328	10.52	51	3118	196	132	59.76	40.24
6	28	2013	6	16	328	10.52	52	3118	211	117	64.33	35.67
6	29	2013	7	14	328	10.52	53	3118	185	143	56.40	43.60

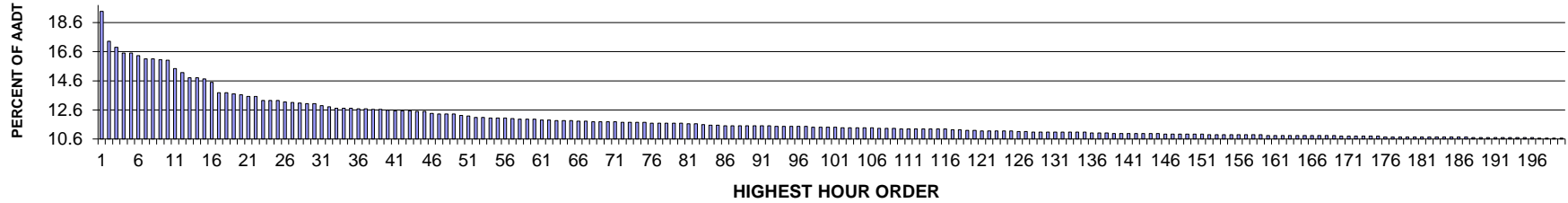
MO	DY	YR	DAY OF WK	HR	HR VOL	PERCENT OF AADT	HOUR NUMBER	AADT	NORTH VOLUME	SOUTH VOLUME	PERCENT NORTH IS OF TOTAL VOLUME	PERCENT SOUTH IS OF TOTAL VOLUME
7	8	2013	2	16	328	10.52	54	3118	180	148	54.88	45.12
4	5	2013	6	18	327	10.49	55	3118	229	98	70.03	29.97
4	26	2013	6	18	327	10.49	56	3118	200	127	61.16	38.84
3	29	2013	6	17	326	10.46	57	3118	193	133	59.20	40.80
8	2	2013	6	18	326	10.46	58	3118	224	102	68.71	31.29
7	29	2013	2	16	325	10.42	59	3118	200	125	61.54	38.46
5	7	2013	3	17	324	10.39	60	3118	218	106	67.28	32.72
5	15	2013	4	18	324	10.39	61	3118	210	114	64.81	35.19
7	2	2013	3	17	324	10.39	62	3118	191	133	58.95	41.05
7	18	2013	5	18	324	10.39	63	3118	230	94	70.99	29.01
7	26	2013	6	16	324	10.39	64	3118	195	129	60.19	39.81
9	18	2013	4	18	324	10.39	65	3118	229	95	70.68	29.32
1	11	2013	6	17	323	10.36	66	3118	188	135	58.20	41.80
6	14	2013	6	17	323	10.36	67	3118	200	123	61.92	38.08
7	25	2013	5	17	323	10.36	68	3118	204	119	63.16	36.84
2	15	2013	6	17	322	10.33	69	3118	203	119	63.04	36.96
4	24	2013	4	18	322	10.33	70	3118	212	110	65.84	34.16
5	4	2013	7	15	322	10.33	71	3118	172	150	53.42	46.58
7	19	2013	6	16	322	10.33	72	3118	197	125	61.18	38.82
9	19	2013	5	18	322	10.33	73	3118	225	97	69.88	30.12
12	13	2013	6	17	322	10.33	74	3118	215	107	66.77	33.23
3	12	2013	3	17	321	10.30	75	3118	203	118	63.24	36.76
5	7	2013	3	18	321	10.30	76	3118	208	113	64.80	35.20
6	7	2013	6	17	321	10.30	77	3118	201	120	62.62	37.38
1	18	2013	6	17	320	10.26	78	3118	188	132	58.75	41.25
4	1	2013	2	17	320	10.26	79	3118	199	121	62.19	37.81
4	26	2013	6	17	320	10.26	80	3118	205	115	64.06	35.94
5	10	2013	6	18	320	10.26	81	3118	209	111	65.31	34.69
5	14	2013	3	18	320	10.26	82	3118	210	110	65.63	34.38
6	4	2013	3	18	320	10.26	83	3118	218	102	68.13	31.88
6	12	2013	4	17	320	10.26	84	3118	224	96	70.00	30.00
9	4	2013	4	18	320	10.26	85	3118	226	94	70.63	29.38
4	9	2013	3	17	319	10.23	86	3118	209	110	65.52	34.48
4	23	2013	3	17	319	10.23	87	3118	216	103	67.71	32.29
6	4	2013	3	17	319	10.23	88	3118	209	110	65.52	34.48
3	7	2013	5	16	318	10.20	89	3118	199	119	62.58	37.42
3	21	2013	5	17	318	10.20	90	3118	205	113	64.47	35.53
5	6	2013	2	18	318	10.20	91	3118	209	109	65.72	34.28
8	2	2013	6	16	318	10.20	92	3118	185	133	58.18	41.82
8	5	2013	2	17	318	10.20	93	3118	193	125	60.69	39.31
8	7	2013	4	18	318	10.20	94	3118	221	97	69.50	30.50

MO	DY	YR	DAY OF WK	HR	HR VOL	PERCENT OF AADT	HOUR NUMBER	AADT	NORTH VOLUME	SOUTH VOLUME	PERCENT NORTH IS OF TOTAL VOLUME	PERCENT SOUTH IS OF TOTAL VOLUME
8	8	2013	5	18	318	10.20	95	3118	199	119	62.58	37.42
3	1	2013	6	17	317	10.17	96	3118	186	131	58.68	41.32
5	2	2013	5	18	317	10.17	97	3118	210	107	66.25	33.75
5	14	2013	3	17	317	10.17	98	3118	201	116	63.41	36.59
6	14	2013	6	16	317	10.17	99	3118	187	130	58.99	41.01
7	19	2013	6	18	317	10.17	100	3118	214	103	67.51	32.49
7	25	2013	5	18	317	10.17	101	3118	203	114	64.04	35.96
9	9	2013	2	18	317	10.17	102	3118	212	105	66.88	33.12
1	4	2013	6	16	316	10.13	103	3118	180	136	56.96	43.04
5	9	2013	5	17	316	10.13	104	3118	186	130	58.86	41.14
7	12	2013	6	16	316	10.13	105	3118	194	122	61.39	38.61
5	4	2013	7	14	315	10.10	106	3118	169	146	53.65	46.35
5	6	2013	2	17	315	10.10	107	3118	201	114	63.81	36.19
5	13	2013	2	18	315	10.10	108	3118	200	115	63.49	36.51
6	19	2013	4	17	315	10.10	109	3118	198	117	62.86	37.14
7	31	2013	4	17	315	10.10	110	3118	197	118	62.54	37.46
8	20	2013	3	17	315	10.10	111	3118	199	116	63.17	36.83
9	13	2013	6	18	315	10.10	112	3118	190	125	60.32	39.68
6	4	2013	3	16	314	10.07	113	3118	179	135	57.01	42.99
6	11	2013	3	16	314	10.07	114	3118	180	134	57.32	42.68
6	15	2013	7	13	314	10.07	115	3118	139	175	44.27	55.73
6	17	2013	2	16	314	10.07	116	3118	193	121	61.46	38.54
6	26	2013	4	18	314	10.07	117	3118	237	77	75.48	24.52
2	7	2013	5	18	313	10.04	118	3118	220	93	70.29	29.71
3	29	2013	6	16	313	10.04	119	3118	196	117	62.62	37.38
4	8	2013	2	18	313	10.04	120	3118	212	101	67.73	32.27
4	17	2013	4	18	313	10.04	121	3118	204	109	65.18	34.82
7	9	2013	3	18	313	10.04	122	3118	207	106	66.13	33.87
8	30	2013	6	18	313	10.04	123	3118	201	112	64.22	35.78
9	6	2013	6	17	313	10.04	124	3118	197	116	62.94	37.06
9	18	2013	4	17	313	10.04	125	3118	184	129	58.79	41.21
4	16	2013	3	17	312	10.01	126	3118	202	110	64.74	35.26
4	29	2013	2	17	312	10.01	127	3118	213	99	68.27	31.73
5	24	2013	6	17	312	10.01	128	3118	203	109	65.06	34.94
6	15	2013	7	12	312	10.01	129	3118	128	184	41.03	58.97
7	17	2013	4	17	312	10.01	130	3118	211	101	67.63	32.37
6	1	2013	7	15	311	9.97	131	3118	159	152	51.13	48.87
6	8	2013	7	16	311	9.97	132	3118	175	136	56.27	43.73
6	18	2013	3	18	311	9.97	133	3118	212	99	68.17	31.83
6	22	2013	7	16	311	9.97	134	3118	148	163	47.59	52.41
6	27	2013	5	16	311	9.97	135	3118	187	124	60.13	39.87

MO	DY	YR	DAY OF WK	HR	HR VOL	PERCENT OF AADT	HOUR NUMBER	AADT	NORTH VOLUME	SOUTH VOLUME	PERCENT NORTH IS OF TOTAL VOLUME	PERCENT SOUTH IS OF TOTAL VOLUME
1	4	2013	6	17	310	9.94	136	3118	205	105	66.13	33.87
3	14	2013	5	17	310	9.94	137	3118	198	112	63.87	36.13
3	18	2013	2	17	310	9.94	138	3118	192	118	61.94	38.06
4	5	2013	6	15	310	9.94	139	3118	162	148	52.26	47.74
4	24	2013	4	17	310	9.94	140	3118	196	114	63.23	36.77
5	17	2013	6	17	310	9.94	141	3118	203	107	65.48	34.52
5	28	2013	3	18	310	9.94	142	3118	219	91	70.65	29.35
6	14	2013	6	15	310	9.94	143	3118	175	135	56.45	43.55
1	16	2013	4	17	309	9.91	144	3118	202	107	65.37	34.63
4	11	2013	5	17	309	9.91	145	3118	201	108	65.05	34.95
4	15	2013	2	17	309	9.91	146	3118	200	109	64.72	35.28
4	22	2013	2	18	309	9.91	147	3118	215	94	69.58	30.42
9	5	2013	5	18	309	9.91	148	3118	215	94	69.58	30.42
9	12	2013	5	18	309	9.91	149	3118	212	97	68.61	31.39
11	27	2013	4	17	309	9.91	150	3118	200	109	64.72	35.28
3	15	2013	6	17	308	9.88	151	3118	191	117	62.01	37.99
4	12	2013	6	16	308	9.88	152	3118	189	119	61.36	38.64
4	15	2013	2	18	308	9.88	153	3118	217	91	70.45	29.55
4	20	2013	7	13	308	9.88	154	3118	140	168	45.45	54.55
5	9	2013	5	16	308	9.88	155	3118	178	130	57.79	42.21
5	24	2013	6	16	308	9.88	156	3118	155	153	50.32	49.68
5	31	2013	6	17	308	9.88	157	3118	200	108	64.94	35.06
6	6	2013	5	16	308	9.88	158	3118	184	124	59.74	40.26
7	18	2013	5	16	308	9.88	159	3118	181	127	58.77	41.23
7	19	2013	6	17	308	9.88	160	3118	202	106	65.58	34.42
8	30	2013	6	17	308	9.88	161	3118	202	106	65.58	34.42
3	5	2013	3	17	307	9.85	162	3118	211	96	68.73	31.27
4	2	2013	3	18	307	9.85	163	3118	198	109	64.50	35.50
6	25	2013	3	18	307	9.85	164	3118	211	96	68.73	31.27
7	10	2013	4	17	307	9.85	165	3118	204	103	66.45	33.55
9	17	2013	3	17	307	9.85	166	3118	201	106	65.47	34.53
2	1	2013	6	18	306	9.81	167	3118	206	100	67.32	32.68
2	14	2013	5	17	306	9.81	168	3118	188	118	61.44	38.56
2	19	2013	3	17	306	9.81	169	3118	203	103	66.34	33.66
3	19	2013	3	18	306	9.81	170	3118	198	108	64.71	35.29
4	13	2013	7	12	306	9.81	171	3118	131	175	42.81	57.19
4	23	2013	3	18	306	9.81	172	3118	205	101	66.99	33.01
4	30	2013	3	18	306	9.81	173	3118	235	71	76.80	23.20
5	17	2013	6	18	306	9.81	174	3118	198	108	64.71	35.29
5	22	2013	4	17	306	9.81	175	3118	201	105	65.69	34.31
6	7	2013	6	16	306	9.81	176	3118	190	116	62.09	37.91

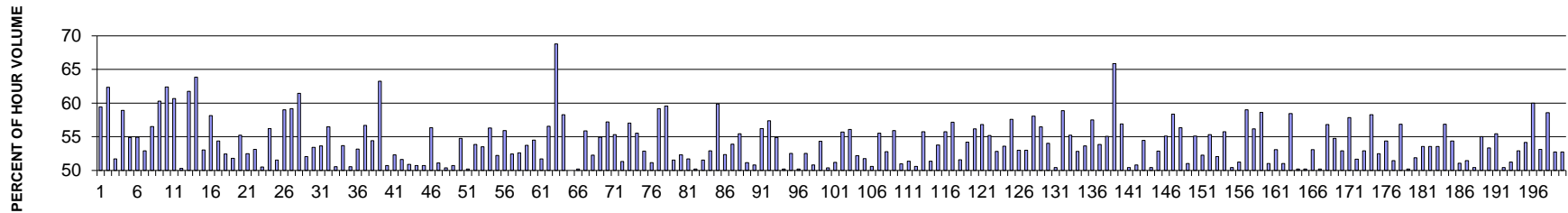
MO	DY	YR	DAY OF WK	HR	HR VOL	PERCENT OF AADT	HOUR NUMBER	AADT	NORTH VOLUME	SOUTH VOLUME	PERCENT NORTH IS OF TOTAL VOLUME	PERCENT SOUTH IS OF TOTAL VOLUME
6	10	2013	2	16	306	9.81	177	3118	166	140	54.25	45.75
6	11	2013	3	18	306	9.81	178	3118	193	113	63.07	36.93
7	8	2013	2	17	306	9.81	179	3118	211	95	68.95	31.05
8	5	2013	2	18	306	9.81	180	3118	212	94	69.28	30.72
9	5	2013	5	17	306	9.81	181	3118	206	100	67.32	32.68
3	25	2013	2	17	305	9.78	182	3118	183	122	60.00	40.00
4	17	2013	4	17	305	9.78	183	3118	183	122	60.00	40.00
8	7	2013	4	17	305	9.78	184	3118	192	113	62.95	37.05
8	9	2013	6	16	305	9.78	185	3118	185	120	60.66	39.34
9	19	2013	5	17	305	9.78	186	3118	185	120	60.66	39.34
2	8	2013	6	17	304	9.75	187	3118	185	119	60.86	39.14
2	13	2013	4	17	304	9.75	188	3118	189	115	62.17	37.83
3	28	2013	5	18	304	9.75	189	3118	201	103	66.12	33.88
3	30	2013	7	15	304	9.75	190	3118	177	127	58.22	41.78
4	10	2013	4	16	304	9.75	191	3118	179	125	58.88	41.12
4	11	2013	5	18	304	9.75	192	3118	201	103	66.12	33.88
4	20	2013	7	14	304	9.75	193	3118	157	147	51.64	48.36
5	20	2013	2	18	304	9.75	194	3118	211	93	69.41	30.59
5	29	2013	4	18	304	9.75	195	3118	221	83	72.70	27.30
6	8	2013	7	14	304	9.75	196	3118	154	150	50.66	49.34
6	13	2013	5	16	304	9.75	197	3118	183	121	60.20	39.80
7	28	2013	1	16	304	9.75	198	3118	197	107	64.80	35.20
7	30	2013	3	17	304	9.75	199	3118	200	104	65.79	34.21
8	1	2013	5	17	304	9.75	200	3118	203	101	66.78	33.22

**SR 020 MP 304.60 REPUBLIC ADC SITE S820
K FOR PEAK 200 HOURS OF 2013**



AADT= 2241 K 30 FACTOR= 13.03 K 100 FACTOR= 11.42 K 200 FACTOR= 10.66 D 30 FACTOR= 53.42

**SR 020 MP 304.60 REPUBLIC ADC SITE S820
D % IN THE PEAK 200 HOURS OF 2013**



MO	DY	YR	DAY OF WK	HR	HR VOL	PERCENT OF AADT	HOUR NUMBER	AADT	EAST VOLUME	WEST VOLUME	PERCENT EAST IS OF TOTAL VOLUME	PERCENT WEST IS OF TOTAL VOLUME
8	30	2013	6	13	434	19.37	1	2241	258	176	59.45	40.55
8	31	2013	7	18	388	17.31	2	2241	146	242	37.63	62.37
8	30	2013	6	17	379	16.91	3	2241	196	183	51.72	48.28
8	31	2013	7	12	370	16.51	4	2241	218	152	58.92	41.08
8	31	2013	7	14	370	16.51	5	2241	203	167	54.86	45.14
8	31	2013	7	15	366	16.33	6	2241	165	201	45.08	54.92
8	30	2013	6	16	361	16.11	7	2241	191	170	52.91	47.09
8	31	2013	7	13	361	16.11	8	2241	204	157	56.51	43.49
8	30	2013	6	18	360	16.06	9	2241	217	143	60.28	39.72
8	31	2013	7	17	359	16.02	10	2241	135	224	37.60	62.40
8	30	2013	6	14	346	15.44	11	2241	210	136	60.69	39.31
8	30	2013	6	15	340	15.17	12	2241	171	169	50.29	49.71

MO	DY	YR	DAY OF WK	HR	HR VOL	PERCENT OF AADT	HOUR NUMBER	AADT	EAST VOLUME	WEST VOLUME	PERCENT EAST IS OF TOTAL VOLUME	PERCENT WEST IS OF TOTAL VOLUME
8	31	2013	7	11	332	14.81	13	2241	205	127	61.75	38.25
9	1	2013	1	18	332	14.81	14	2241	120	212	36.14	63.86
8	31	2013	7	16	330	14.73	15	2241	175	155	53.03	46.97
8	30	2013	6	12	325	14.50	16	2241	189	136	58.15	41.85
7	13	2013	7	17	309	13.79	17	2241	168	141	54.37	45.63
8	9	2013	6	13	309	13.79	18	2241	162	147	52.43	47.57
8	30	2013	6	11	307	13.70	19	2241	148	159	48.21	51.79
7	13	2013	7	11	306	13.65	20	2241	169	137	55.23	44.77
7	12	2013	6	16	303	13.52	21	2241	159	144	52.48	47.52
7	13	2013	7	15	303	13.52	22	2241	142	161	46.86	53.14
7	12	2013	6	15	297	13.25	23	2241	150	147	50.51	49.49
7	13	2013	7	12	297	13.25	24	2241	167	130	56.23	43.77
8	28	2013	4	16	297	13.25	25	2241	144	153	48.48	51.52
9	1	2013	1	13	295	13.16	26	2241	174	121	58.98	41.02
9	1	2013	1	17	294	13.12	27	2241	120	174	40.82	59.18
9	1	2013	1	12	293	13.07	28	2241	180	113	61.43	38.57
8	2	2013	6	15	292	13.03	29	2241	152	140	52.05	47.95
8	28	2013	4	17	292	13.03	30	2241	156	136	53.42	46.58
8	9	2013	6	15	289	12.90	31	2241	155	134	53.63	46.37
10	11	2013	6	15	287	12.81	32	2241	162	125	56.45	43.55
7	13	2013	7	13	285	12.72	33	2241	141	144	49.47	50.53
10	18	2013	6	15	285	12.72	34	2241	132	153	46.32	53.68
10	18	2013	6	16	285	12.72	35	2241	141	144	49.47	50.53
8	29	2013	5	17	284	12.67	36	2241	151	133	53.17	46.83
10	11	2013	6	14	284	12.67	37	2241	161	123	56.69	43.31
7	13	2013	7	14	283	12.63	38	2241	154	129	54.42	45.58
10	11	2013	6	17	283	12.63	39	2241	179	104	63.25	36.75
7	25	2013	5	13	282	12.58	40	2241	143	139	50.71	49.29
7	25	2013	5	14	281	12.54	41	2241	147	134	52.31	47.69
7	26	2013	6	13	281	12.54	42	2241	145	136	51.60	48.40
8	28	2013	4	18	281	12.54	43	2241	138	143	49.11	50.89
8	9	2013	6	16	280	12.49	44	2241	142	138	50.71	49.29
8	29	2013	5	15	280	12.49	45	2241	142	138	50.71	49.29
8	29	2013	5	14	277	12.36	46	2241	156	121	56.32	43.68
8	28	2013	4	12	276	12.32	47	2241	141	135	51.09	48.91
8	29	2013	5	13	276	12.32	48	2241	139	137	50.36	49.64
8	29	2013	5	16	276	12.32	49	2241	136	140	49.28	50.72
8	31	2013	7	19	274	12.23	50	2241	124	150	45.26	54.74
10	18	2013	6	14	273	12.18	51	2241	136	137	49.82	50.18
8	8	2013	5	16	271	12.09	52	2241	146	125	53.87	46.13
9	1	2013	1	11	271	12.09	53	2241	145	126	53.51	46.49

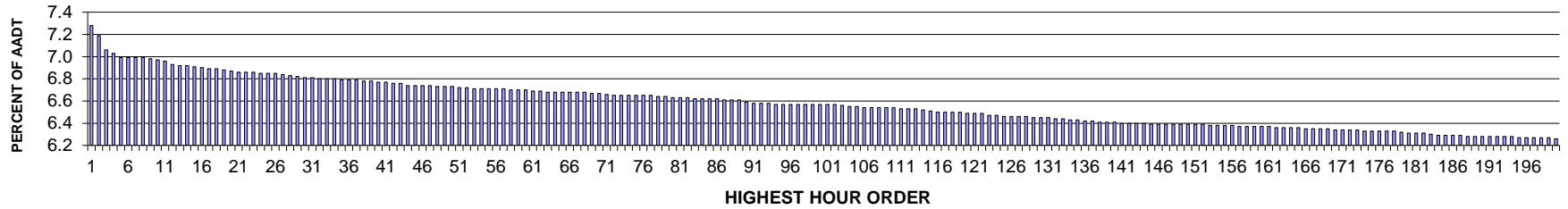
MO	DY	YR	DAY OF WK	HR	HR VOL	PERCENT OF AADT	HOUR NUMBER	AADT	EAST VOLUME	WEST VOLUME	PERCENT EAST IS OF TOTAL VOLUME	PERCENT WEST IS OF TOTAL VOLUME
8	8	2013	5	14	270	12.05	54	2241	152	118	56.30	43.70
8	12	2013	2	12	270	12.05	55	2241	129	141	47.78	52.22
8	28	2013	4	15	270	12.05	56	2241	151	119	55.93	44.07
7	18	2013	5	17	269	12.00	57	2241	141	128	52.42	47.58
7	18	2013	5	14	268	11.96	58	2241	141	127	52.61	47.39
8	8	2013	5	17	268	11.96	59	2241	144	124	53.73	46.27
9	13	2013	6	15	268	11.96	60	2241	146	122	54.48	45.52
7	12	2013	6	13	267	11.91	61	2241	138	129	51.69	48.31
7	12	2013	6	14	267	11.91	62	2241	151	116	56.55	43.45
6	1	2013	7	12	266	11.87	63	2241	83	183	31.20	68.80
8	30	2013	6	19	266	11.87	64	2241	155	111	58.27	41.73
10	17	2013	5	17	266	11.87	65	2241	133	133	50.00	50.00
6	28	2013	6	17	265	11.83	66	2241	132	133	49.81	50.19
8	9	2013	6	14	265	11.83	67	2241	148	117	55.85	44.15
7	26	2013	6	14	264	11.78	68	2241	138	126	52.27	47.73
8	20	2013	3	17	264	11.78	69	2241	145	119	54.92	45.08
8	21	2013	4	12	264	11.78	70	2241	151	113	57.20	42.80
9	13	2013	6	16	264	11.78	71	2241	146	118	55.30	44.70
8	2	2013	6	13	263	11.74	72	2241	135	128	51.33	48.67
9	20	2013	6	15	263	11.74	73	2241	150	113	57.03	42.97
10	11	2013	6	16	263	11.74	74	2241	146	117	55.51	44.49
10	16	2013	4	17	263	11.74	75	2241	139	124	52.85	47.15
7	29	2013	2	13	262	11.69	76	2241	128	134	48.85	51.15
8	7	2013	4	16	262	11.69	77	2241	155	107	59.16	40.84
8	9	2013	6	11	262	11.69	78	2241	106	156	40.46	59.54
9	9	2013	2	13	262	11.69	79	2241	127	135	48.47	51.53
9	11	2013	4	17	262	11.69	80	2241	125	137	47.71	52.29
7	26	2013	6	12	261	11.65	81	2241	126	135	48.28	51.72
8	12	2013	2	17	261	11.65	82	2241	131	130	50.19	49.81
8	28	2013	4	13	260	11.60	83	2241	126	134	48.46	51.54
7	18	2013	5	16	259	11.56	84	2241	137	122	52.90	47.10
9	1	2013	1	14	259	11.56	85	2241	155	104	59.85	40.15
7	18	2013	5	12	258	11.51	86	2241	135	123	52.33	47.67
7	19	2013	6	15	258	11.51	87	2241	139	119	53.88	46.12
7	26	2013	6	15	258	11.51	88	2241	143	115	55.43	44.57
8	8	2013	5	13	258	11.51	89	2241	132	126	51.16	48.84
8	16	2013	6	14	258	11.51	90	2241	131	127	50.78	49.22
10	17	2013	5	15	258	11.51	91	2241	145	113	56.20	43.80
10	18	2013	6	13	258	11.51	92	2241	110	148	42.64	57.36
7	19	2013	6	13	257	11.47	93	2241	141	116	54.86	45.14
8	9	2013	6	17	257	11.47	94	2241	129	128	50.19	49.81

MO	DY	YR	DAY OF WK	HR	HR VOL	PERCENT OF AADT	HOUR NUMBER	AADT	EAST VOLUME	WEST VOLUME	PERCENT EAST IS OF TOTAL VOLUME	PERCENT WEST IS OF TOTAL VOLUME
8	14	2013	4	12	257	11.47	95	2241	135	122	52.53	47.47
8	23	2013	6	16	257	11.47	96	2241	129	128	50.19	49.81
8	29	2013	5	12	257	11.47	97	2241	122	135	47.47	52.53
7	5	2013	6	16	256	11.42	98	2241	126	130	49.22	50.78
7	15	2013	2	16	256	11.42	99	2241	139	117	54.30	45.70
8	16	2013	6	15	256	11.42	100	2241	129	127	50.39	49.61
8	27	2013	3	13	256	11.42	101	2241	125	131	48.83	51.17
7	18	2013	5	15	255	11.38	102	2241	142	113	55.69	44.31
8	1	2013	5	14	255	11.38	103	2241	143	112	56.08	43.92
8	1	2013	5	16	255	11.38	104	2241	133	122	52.16	47.84
8	8	2013	5	12	255	11.38	105	2241	123	132	48.24	51.76
8	9	2013	6	12	255	11.38	106	2241	126	129	49.41	50.59
7	3	2013	4	15	254	11.33	107	2241	141	113	55.51	44.49
7	12	2013	6	12	254	11.33	108	2241	134	120	52.76	47.24
10	4	2013	6	16	254	11.33	109	2241	142	112	55.91	44.09
7	9	2013	3	12	253	11.29	110	2241	124	129	49.01	50.99
7	25	2013	5	12	253	11.29	111	2241	123	130	48.62	51.38
8	1	2013	5	12	253	11.29	112	2241	128	125	50.59	49.41
8	19	2013	2	13	253	11.29	113	2241	141	112	55.73	44.27
8	31	2013	7	10	253	11.29	114	2241	130	123	51.38	48.62
9	5	2013	5	16	253	11.29	115	2241	136	117	53.75	46.25
11	6	2013	4	12	253	11.29	116	2241	141	112	55.73	44.27
7	25	2013	5	15	252	11.24	117	2241	144	108	57.14	42.86
9	19	2013	5	17	252	11.24	118	2241	122	130	48.41	51.59
7	11	2013	5	13	251	11.20	119	2241	136	115	54.18	45.82
7	13	2013	7	16	251	11.20	120	2241	141	110	56.18	43.82
7	28	2013	1	13	250	11.16	121	2241	142	108	56.80	43.20
7	31	2013	4	14	250	11.16	122	2241	138	112	55.20	44.80
8	2	2013	6	14	250	11.16	123	2241	132	118	52.80	47.20
8	2	2013	6	17	250	11.16	124	2241	134	116	53.60	46.40
10	15	2013	3	14	250	11.16	125	2241	144	106	57.60	42.40
8	13	2013	3	14	249	11.11	126	2241	132	117	53.01	46.99
9	20	2013	6	14	249	11.11	127	2241	132	117	53.01	46.99
6	14	2013	6	16	248	11.07	128	2241	144	104	58.06	41.94
6	28	2013	6	13	248	11.07	129	2241	140	108	56.45	43.55
7	3	2013	4	16	248	11.07	130	2241	134	114	54.03	45.97
7	8	2013	2	15	248	11.07	131	2241	123	125	49.60	50.40
7	11	2013	5	14	248	11.07	132	2241	146	102	58.87	41.13
7	12	2013	6	17	248	11.07	133	2241	137	111	55.24	44.76
7	19	2013	6	17	248	11.07	134	2241	131	117	52.82	47.18
8	19	2013	2	12	248	11.07	135	2241	115	133	46.37	53.63

MO	DY	YR	DAY OF WK	HR	HR VOL	PERCENT OF AADT	HOUR NUMBER	AADT	EAST VOLUME	WEST VOLUME	PERCENT EAST IS OF TOTAL VOLUME	PERCENT WEST IS OF TOTAL VOLUME
5	1	2013	4	17	247	11.02	136	2241	142	105	57.49	42.51
5	24	2013	6	16	247	11.02	137	2241	133	114	53.85	46.15
8	14	2013	4	15	247	11.02	138	2241	136	111	55.06	44.94
6	8	2013	7	16	246	10.98	139	2241	162	84	65.85	34.15
7	8	2013	2	17	246	10.98	140	2241	140	106	56.91	43.09
7	11	2013	5	12	246	10.98	141	2241	122	124	49.59	50.41
7	11	2013	5	15	246	10.98	142	2241	125	121	50.81	49.19
8	22	2013	5	13	246	10.98	143	2241	112	134	45.53	54.47
8	27	2013	3	17	246	10.98	144	2241	122	124	49.59	50.41
9	3	2013	3	16	246	10.98	145	2241	130	116	52.85	47.15
7	16	2013	3	13	245	10.93	146	2241	135	110	55.10	44.90
8	2	2013	6	16	245	10.93	147	2241	143	102	58.37	41.63
8	9	2013	6	10	245	10.93	148	2241	107	138	43.67	56.33
8	23	2013	6	15	245	10.93	149	2241	125	120	51.02	48.98
10	10	2013	5	15	245	10.93	150	2241	135	110	55.10	44.90
10	15	2013	3	13	245	10.93	151	2241	117	128	47.76	52.24
7	3	2013	4	14	244	10.89	152	2241	135	109	55.33	44.67
7	5	2013	6	13	244	10.89	153	2241	117	127	47.95	52.05
7	23	2013	3	13	244	10.89	154	2241	136	108	55.74	44.26
7	26	2013	6	17	244	10.89	155	2241	123	121	50.41	49.59
8	8	2013	5	15	244	10.89	156	2241	119	125	48.77	51.23
8	21	2013	4	13	244	10.89	157	2241	100	144	40.98	59.02
9	19	2013	5	15	244	10.89	158	2241	137	107	56.15	43.85
11	8	2013	6	14	244	10.89	159	2241	143	101	58.61	41.39
7	1	2013	2	17	243	10.84	160	2241	119	124	48.97	51.03
7	22	2013	2	13	243	10.84	161	2241	114	129	46.91	53.09
7	31	2013	4	13	243	10.84	162	2241	124	119	51.03	48.97
8	8	2013	5	11	243	10.84	163	2241	101	142	41.56	58.44
8	21	2013	4	17	243	10.84	164	2241	122	121	50.21	49.79
8	23	2013	6	13	243	10.84	165	2241	122	121	50.21	49.79
9	1	2013	1	15	243	10.84	166	2241	114	129	46.91	53.09
9	3	2013	3	14	243	10.84	167	2241	121	122	49.79	50.21
9	20	2013	6	16	243	10.84	168	2241	138	105	56.79	43.21
10	15	2013	3	15	243	10.84	169	2241	133	110	54.73	45.27
6	26	2013	4	13	242	10.80	170	2241	128	114	52.89	47.11
7	9	2013	3	13	242	10.80	171	2241	140	102	57.85	42.15
7	11	2013	5	17	242	10.80	172	2241	125	117	51.65	48.35
7	16	2013	3	12	242	10.80	173	2241	114	128	47.11	52.89
8	15	2013	5	18	242	10.80	174	2241	101	141	41.74	58.26
9	12	2013	5	17	242	10.80	175	2241	127	115	52.48	47.52
5	3	2013	6	17	241	10.75	176	2241	131	110	54.36	45.64

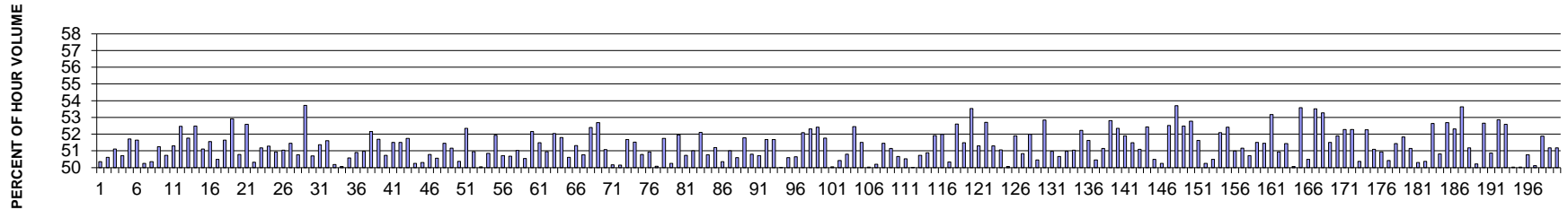
MO	DY	YR	DAY OF WK	HR	HR VOL	PERCENT OF AADT	HOUR NUMBER	AADT	EAST VOLUME	WEST VOLUME	PERCENT EAST IS OF TOTAL VOLUME	PERCENT WEST IS OF TOTAL VOLUME
6	7	2013	6	17	241	10.75	177	2241	124	117	51.45	48.55
6	28	2013	6	16	241	10.75	178	2241	137	104	56.85	43.15
7	2	2013	3	17	241	10.75	179	2241	120	121	49.79	50.21
7	8	2013	2	13	241	10.75	180	2241	125	116	51.87	48.13
7	17	2013	4	15	241	10.75	181	2241	129	112	53.53	46.47
7	24	2013	4	13	241	10.75	182	2241	129	112	53.53	46.47
8	14	2013	4	14	241	10.75	183	2241	112	129	46.47	53.53
9	16	2013	2	13	241	10.75	184	2241	137	104	56.85	43.15
10	8	2013	3	16	241	10.75	185	2241	110	131	45.64	54.36
10	15	2013	3	12	241	10.75	186	2241	123	118	51.04	48.96
10	17	2013	5	12	241	10.75	187	2241	124	117	51.45	48.55
6	28	2013	6	15	240	10.71	188	2241	121	119	50.42	49.58
7	14	2013	1	13	240	10.71	189	2241	132	108	55.00	45.00
7	21	2013	1	11	240	10.71	190	2241	112	128	46.67	53.33
7	30	2013	3	16	240	10.71	191	2241	133	107	55.42	44.58
8	3	2013	7	14	240	10.71	192	2241	121	119	50.42	49.58
8	7	2013	4	17	240	10.71	193	2241	123	117	51.25	48.75
8	10	2013	7	11	240	10.71	194	2241	113	127	47.08	52.92
9	3	2013	3	13	240	10.71	195	2241	130	110	54.17	45.83
11	6	2013	4	11	240	10.71	196	2241	96	144	40.00	60.00
7	15	2013	2	12	239	10.66	197	2241	127	112	53.14	46.86
7	19	2013	6	12	239	10.66	198	2241	99	140	41.42	58.58
7	29	2013	2	16	239	10.66	199	2241	126	113	52.72	47.28
8	6	2013	3	16	239	10.66	200	2241	126	113	52.72	47.28

**SR 405 MP 6.95 N/O NE 30TH ST I/C ADC SITE S821
K FOR PEAK 200 HOURS OF 2013**



AADT= 152569 K 30 FACTOR= 6.81 K 100 FACTOR= 6.57 K 200 FACTOR= 6.26 D 30 FACTOR= 50.70

**SR 405 MP 6.95 N/O NE 30TH ST I/C ADC SITE S821
D % IN THE PEAK 200 HOURS OF 2013**



MO	DY	YR	DAY OF WK	HR	HR VOL	PERCENT OF AADT	HOUR NUMBER	AADT	NORTH VOLUME	SOUTH VOLUME	PERCENT NORTH IS OF TOTAL VOLUME	PERCENT SOUTH IS OF TOTAL VOLUME
2	16	2013	7	14	11107	7.28	1	152569	5513	5594	49.64	50.36
2	8	2013	6	16	10977	7.19	2	152569	5422	5555	49.39	50.61
2	9	2013	7	14	10774	7.06	3	152569	5507	5267	51.11	48.89
2	16	2013	7	15	10723	7.03	4	152569	5438	5285	50.71	49.29
1	26	2013	7	14	10668	6.99	5	152569	5516	5152	51.71	48.29
2	18	2013	2	16	10667	6.99	6	152569	5158	5509	48.35	51.65
2	9	2013	7	17	10665	6.99	7	152569	5359	5306	50.25	49.75
2	16	2013	7	13	10660	6.99	8	152569	5293	5367	49.65	50.35
1	18	2013	6	16	10648	6.98	9	152569	5192	5456	48.76	51.24
1	25	2013	6	16	10628	6.97	10	152569	5236	5392	49.27	50.73
1	21	2013	2	16	10612	6.96	11	152569	5168	5444	48.70	51.30
2	23	2013	7	13	10572	6.93	12	152569	5546	5026	52.46	47.54

MO	DY	YR	DAY OF WK	HR	HR VOL	PERCENT OF AADT	HOUR NUMBER	AADT	NORTH VOLUME	SOUTH VOLUME	PERCENT NORTH IS OF TOTAL VOLUME	PERCENT SOUTH IS OF TOTAL VOLUME
2	2	2013	7	17	10562	6.92	13	152569	5095	5467	48.24	51.76
1	19	2013	7	14	10554	6.92	14	152569	5539	5015	52.48	47.52
2	8	2013	6	17	10538	6.91	15	152569	5152	5386	48.89	51.11
1	19	2013	7	13	10522	6.90	16	152569	5425	5097	51.56	48.44
2	23	2013	7	15	10507	6.89	17	152569	5305	5202	50.49	49.51
2	18	2013	2	17	10506	6.89	18	152569	5081	5425	48.36	51.64
2	9	2013	7	13	10499	6.88	19	152569	5556	4943	52.92	47.08
1	19	2013	7	15	10488	6.87	20	152569	5161	5327	49.21	50.79
2	9	2013	7	16	10471	6.86	21	152569	4965	5506	47.42	52.58
1	26	2013	7	13	10470	6.86	22	152569	5268	5202	50.32	49.68
2	9	2013	7	15	10465	6.86	23	152569	5356	5109	51.18	48.82
1	26	2013	7	17	10456	6.85	24	152569	5093	5363	48.71	51.29
1	3	2013	5	16	10452	6.85	25	152569	5128	5324	49.06	50.94
1	19	2013	7	17	10449	6.85	26	152569	5115	5334	48.95	51.05
1	9	2013	4	17	10434	6.84	27	152569	5065	5369	48.54	51.46
2	2	2013	7	13	10425	6.83	28	152569	5293	5132	50.77	49.23
2	23	2013	7	14	10398	6.82	29	152569	5586	4812	53.72	46.28
1	18	2013	6	17	10394	6.81	30	152569	5124	5270	49.30	50.70
2	8	2013	6	15	10384	6.81	31	152569	5051	5333	48.64	51.36
2	16	2013	7	16	10377	6.80	32	152569	5021	5356	48.39	51.61
2	14	2013	5	16	10376	6.80	33	152569	5207	5169	50.18	49.82
2	14	2013	5	17	10375	6.80	34	152569	5195	5180	50.07	49.93
2	23	2013	7	18	10361	6.79	35	152569	5121	5240	49.43	50.57
2	23	2013	7	16	10360	6.79	36	152569	5273	5087	50.90	49.10
2	2	2013	7	16	10356	6.79	37	152569	5076	5280	49.02	50.98
2	12	2013	3	17	10350	6.78	38	152569	4952	5398	47.85	52.15
2	2	2013	7	15	10345	6.78	39	152569	5348	4997	51.70	48.30
1	25	2013	6	18	10336	6.77	40	152569	5243	5093	50.73	49.27
2	21	2013	5	17	10336	6.77	41	152569	5013	5323	48.50	51.50
2	2	2013	7	14	10321	6.76	42	152569	5316	5005	51.51	48.49
1	21	2013	2	17	10309	6.76	43	152569	4975	5334	48.26	51.74
2	15	2013	6	16	10288	6.74	44	152569	5117	5171	49.74	50.26
2	16	2013	7	17	10287	6.74	45	152569	5174	5113	50.30	49.70
1	4	2013	6	17	10283	6.74	46	152569	5061	5222	49.22	50.78
1	26	2013	7	15	10281	6.74	47	152569	5083	5198	49.44	50.56
1	18	2013	6	15	10264	6.73	48	152569	4983	5281	48.55	51.45
1	19	2013	7	16	10262	6.73	49	152569	5012	5250	48.84	51.16
1	4	2013	6	16	10261	6.73	50	152569	5093	5168	49.63	50.37
2	26	2013	3	8	10254	6.72	51	152569	5367	4887	52.34	47.66
2	1	2013	6	17	10253	6.72	52	152569	5028	5225	49.04	50.96
2	15	2013	6	17	10245	6.71	53	152569	5117	5128	49.95	50.05

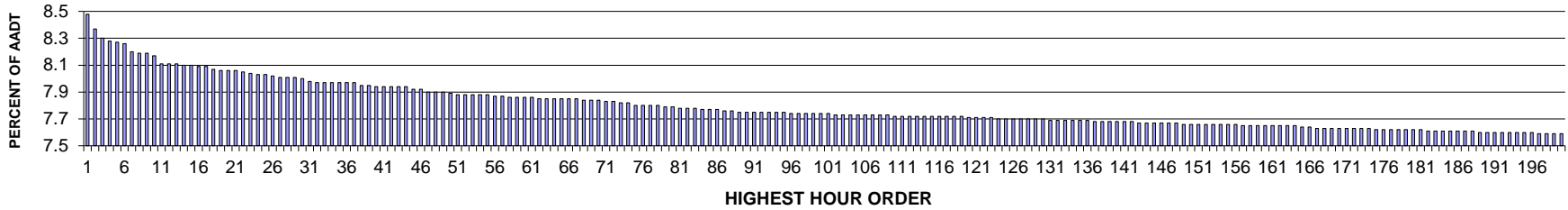
MO	DY	YR	DAY OF WK	HR	HR VOL	PERCENT OF AADT	HOUR NUMBER	AADT	NORTH VOLUME	SOUTH VOLUME	PERCENT NORTH IS OF TOTAL VOLUME	PERCENT SOUTH IS OF TOTAL VOLUME
2	9	2013	7	18	10244	6.71	54	152569	5209	5035	50.85	49.15
2	27	2013	4	16	10243	6.71	55	152569	4924	5319	48.07	51.93
2	21	2013	5	16	10238	6.71	56	152569	5046	5192	49.29	50.71
2	15	2013	6	18	10234	6.71	57	152569	5187	5047	50.68	49.32
2	1	2013	6	18	10220	6.70	58	152569	5006	5214	48.98	51.02
1	31	2013	5	17	10219	6.70	59	152569	5054	5165	49.46	50.54
1	12	2013	7	14	10216	6.70	60	152569	5329	4887	52.16	47.84
1	26	2013	7	16	10214	6.69	61	152569	4956	5258	48.52	51.48
2	13	2013	4	18	10212	6.69	62	152569	5009	5203	49.05	50.95
2	2	2013	7	18	10197	6.68	63	152569	4891	5306	47.97	52.03
2	26	2013	3	17	10197	6.68	64	152569	4916	5281	48.21	51.79
2	7	2013	5	18	10194	6.68	65	152569	5035	5159	49.39	50.61
1	25	2013	6	17	10191	6.68	66	152569	5230	4961	51.32	48.68
1	12	2013	7	13	10188	6.68	67	152569	5171	5017	50.76	49.24
2	13	2013	4	17	10187	6.68	68	152569	4850	5337	47.61	52.39
1	21	2013	2	18	10174	6.67	69	152569	4813	5361	47.31	52.69
1	31	2013	5	18	10172	6.67	70	152569	4976	5196	48.92	51.08
2	21	2013	5	18	10163	6.66	71	152569	5064	5099	49.83	50.17
1	22	2013	3	16	10153	6.65	72	152569	5062	5091	49.86	50.14
1	22	2013	3	17	10153	6.65	73	152569	4906	5247	48.32	51.68
2	7	2013	5	16	10152	6.65	74	152569	4921	5231	48.47	51.53
2	23	2013	7	17	10152	6.65	75	152569	5156	4996	50.79	49.21
2	11	2013	2	18	10143	6.65	76	152569	4976	5167	49.06	50.94
1	19	2013	7	18	10139	6.65	77	152569	5078	5061	50.08	49.92
2	11	2013	2	16	10138	6.64	78	152569	4892	5246	48.25	51.75
2	26	2013	3	18	10137	6.64	79	152569	5043	5094	49.75	50.25
2	15	2013	6	14	10120	6.63	80	152569	4863	5257	48.05	51.95
1	21	2013	2	15	10117	6.63	81	152569	4984	5133	49.26	50.74
1	3	2013	5	17	10116	6.63	82	152569	4956	5160	48.99	51.01
2	12	2013	3	16	10103	6.62	83	152569	4839	5264	47.90	52.10
2	22	2013	6	18	10100	6.62	84	152569	4973	5127	49.24	50.76
1	25	2013	6	15	10098	6.62	85	152569	4928	5170	48.80	51.20
2	26	2013	3	16	10095	6.62	86	152569	5011	5084	49.64	50.36
2	4	2013	2	17	10088	6.61	87	152569	4942	5146	48.99	51.01
1	11	2013	6	17	10084	6.61	88	152569	5101	4983	50.59	49.41
2	27	2013	4	17	10079	6.61	89	152569	4860	5219	48.22	51.78
1	15	2013	3	17	10059	6.59	90	152569	4949	5110	49.20	50.80
1	12	2013	7	17	10044	6.58	91	152569	4951	5093	49.29	50.71
2	19	2013	3	16	10040	6.58	92	152569	4852	5188	48.33	51.67
2	18	2013	2	18	10034	6.58	93	152569	4849	5185	48.33	51.67
1	18	2013	6	18	10031	6.57	94	152569	5014	5017	49.99	50.01

MO	DY	YR	DAY OF WK	HR	HR VOL	PERCENT OF AADT	HOUR NUMBER	AADT	NORTH VOLUME	SOUTH VOLUME	PERCENT NORTH IS OF TOTAL VOLUME	PERCENT SOUTH IS OF TOTAL VOLUME
2	18	2013	2	15	10026	6.57	95	152569	4953	5073	49.40	50.60
2	22	2013	6	16	10026	6.57	96	152569	5077	4949	50.64	49.36
2	4	2013	2	18	10025	6.57	97	152569	4803	5222	47.91	52.09
2	11	2013	2	17	10021	6.57	98	152569	4778	5243	47.68	52.32
2	12	2013	3	18	10020	6.57	99	152569	4768	5252	47.58	52.42
2	14	2013	5	18	10020	6.57	100	152569	4834	5186	48.24	51.76
2	7	2013	5	17	10018	6.57	101	152569	5013	5005	50.04	49.96
1	11	2013	6	18	10017	6.57	102	152569	4965	5052	49.57	50.43
2	22	2013	6	17	10008	6.56	103	152569	4924	5084	49.20	50.80
2	19	2013	3	18	9999	6.55	104	152569	4755	5244	47.55	52.45
2	6	2013	4	8	9994	6.55	105	152569	5147	4847	51.50	48.50
2	16	2013	7	18	9985	6.54	106	152569	4990	4995	49.97	50.03
1	16	2013	4	17	9984	6.54	107	152569	4972	5012	49.80	50.20
1	22	2013	3	18	9984	6.54	108	152569	4847	5137	48.55	51.45
2	14	2013	5	15	9982	6.54	109	152569	4876	5106	48.85	51.15
1	9	2013	4	18	9980	6.54	110	152569	4923	5057	49.33	50.67
2	28	2013	5	17	9966	6.53	111	152569	4930	5036	49.47	50.53
2	3	2013	1	15	9959	6.53	112	152569	4979	4980	49.99	50.01
1	2	2013	4	17	9956	6.53	113	152569	4905	5051	49.27	50.73
1	4	2013	6	18	9948	6.52	114	152569	4886	5062	49.12	50.88
1	14	2013	2	16	9930	6.51	115	152569	4774	5156	48.08	51.92
1	5	2013	7	14	9921	6.50	116	152569	5158	4763	51.99	48.01
2	25	2013	2	17	9918	6.50	117	152569	4992	4926	50.33	49.67
2	15	2013	6	15	9915	6.50	118	152569	4700	5215	47.40	52.60
2	25	2013	2	18	9911	6.50	119	152569	4808	5103	48.51	51.49
2	23	2013	7	12	9909	6.49	120	152569	5304	4605	53.53	46.47
2	6	2013	4	17	9897	6.49	121	152569	4820	5077	48.70	51.30
1	10	2013	5	8	9896	6.49	122	152569	5215	4681	52.70	47.30
1	4	2013	6	15	9876	6.47	123	152569	4810	5066	48.70	51.30
1	3	2013	5	18	9870	6.47	124	152569	4830	5040	48.94	51.06
2	20	2013	4	15	9854	6.46	125	152569	4921	4933	49.94	50.06
2	25	2013	2	8	9854	6.46	126	152569	5114	4740	51.90	48.10
1	15	2013	3	18	9853	6.46	127	152569	4844	5009	49.16	50.84
2	1	2013	6	15	9850	6.46	128	152569	5121	4729	51.99	48.01
1	24	2013	5	15	9847	6.45	129	152569	4879	4968	49.55	50.45
2	13	2013	4	8	9837	6.45	130	152569	5198	4639	52.84	47.16
1	17	2013	5	16	9835	6.45	131	152569	4822	5013	49.03	50.97
1	7	2013	2	17	9825	6.44	132	152569	4978	4847	50.67	49.33
1	5	2013	7	13	9824	6.44	133	152569	5008	4816	50.98	49.02
1	19	2013	7	12	9816	6.43	134	152569	5011	4805	51.05	48.95
2	12	2013	3	15	9807	6.43	135	152569	4686	5121	47.78	52.22

MO	DY	YR	DAY OF WK	HR	HR VOL	PERCENT OF AADT	HOUR NUMBER	AADT	NORTH VOLUME	SOUTH VOLUME	PERCENT NORTH IS OF TOTAL VOLUME	PERCENT SOUTH IS OF TOTAL VOLUME
1	16	2013	4	18	9795	6.42	136	152569	4739	5056	48.38	51.62
2	19	2013	3	17	9794	6.42	137	152569	4853	4941	49.55	50.45
2	15	2013	6	19	9785	6.41	138	152569	4781	5004	48.86	51.14
1	24	2013	5	8	9779	6.41	139	152569	5164	4615	52.81	47.19
2	4	2013	2	16	9774	6.41	140	152569	4658	5116	47.66	52.34
1	8	2013	3	17	9771	6.40	141	152569	4700	5071	48.10	51.90
2	6	2013	4	16	9771	6.40	142	152569	4741	5030	48.52	51.48
2	18	2013	2	14	9771	6.40	143	152569	4993	4778	51.10	48.90
2	8	2013	6	8	9760	6.40	144	152569	5118	4642	52.44	47.56
2	6	2013	4	18	9754	6.39	145	152569	4829	4925	49.51	50.49
2	19	2013	3	15	9754	6.39	146	152569	4852	4902	49.74	50.26
1	16	2013	4	16	9752	6.39	147	152569	4631	5121	47.49	52.51
2	7	2013	5	8	9750	6.39	148	152569	5236	4514	53.70	46.30
2	15	2013	6	8	9750	6.39	149	152569	5117	4633	52.48	47.52
1	25	2013	6	8	9749	6.39	150	152569	5146	4603	52.78	47.22
1	18	2013	6	14	9747	6.39	151	152569	4716	5031	48.38	51.62
2	28	2013	5	18	9745	6.39	152	152569	4848	4897	49.75	50.25
2	10	2013	1	17	9737	6.38	153	152569	4820	4917	49.50	50.50
1	10	2013	5	17	9731	6.38	154	152569	4662	5069	47.91	52.09
2	11	2013	2	8	9731	6.38	155	152569	5100	4631	52.41	47.59
1	26	2013	7	18	9727	6.38	156	152569	4960	4767	50.99	49.01
2	9	2013	7	12	9726	6.37	157	152569	4977	4749	51.17	48.83
2	20	2013	4	16	9725	6.37	158	152569	4792	4933	49.28	50.72
1	15	2013	3	16	9724	6.37	159	152569	4716	5008	48.50	51.50
2	5	2013	3	16	9722	6.37	160	152569	4719	5003	48.54	51.46
2	14	2013	5	19	9722	6.37	161	152569	4553	5169	46.83	53.17
2	8	2013	6	14	9708	6.36	162	152569	4944	4764	50.93	49.07
2	27	2013	4	15	9706	6.36	163	152569	4713	4993	48.56	51.44
2	22	2013	6	15	9705	6.36	164	152569	4846	4859	49.93	50.07
1	2	2013	4	18	9704	6.36	165	152569	4505	5199	46.42	53.58
2	7	2013	5	15	9695	6.35	166	152569	4896	4799	50.50	49.50
2	21	2013	5	8	9694	6.35	167	152569	5187	4507	53.51	46.49
1	23	2013	4	8	9692	6.35	168	152569	5163	4529	53.27	46.73
1	14	2013	2	18	9685	6.35	169	152569	4696	4989	48.49	51.51
1	9	2013	4	16	9672	6.34	170	152569	4652	5020	48.10	51.90
1	29	2013	3	18	9671	6.34	171	152569	4615	5056	47.72	52.28
1	17	2013	5	17	9670	6.34	172	152569	4615	5055	47.72	52.28
1	5	2013	7	17	9666	6.34	173	152569	4869	4797	50.37	49.63
1	10	2013	5	18	9662	6.33	174	152569	4613	5049	47.74	52.26
1	12	2013	7	18	9661	6.33	175	152569	4724	4937	48.90	51.10
2	28	2013	5	15	9660	6.33	176	152569	4739	4921	49.06	50.94

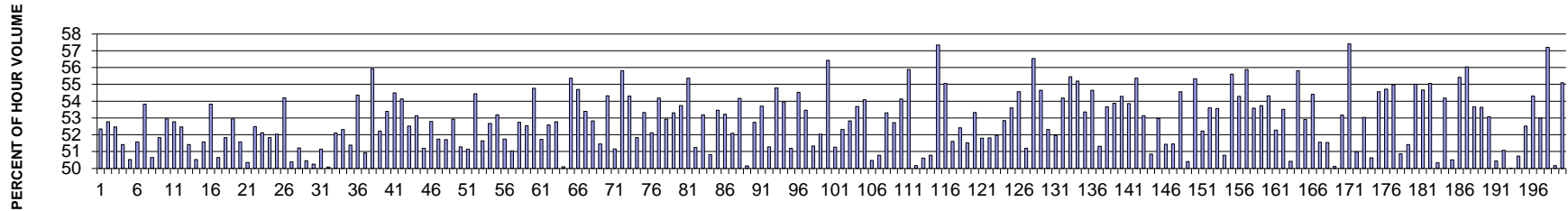
MO	DY	YR	DAY OF WK	HR	HR VOL	PERCENT OF AADT	HOUR NUMBER	AADT	NORTH VOLUME	SOUTH VOLUME	PERCENT NORTH IS OF TOTAL VOLUME	PERCENT SOUTH IS OF TOTAL VOLUME
1	31	2013	5	15	9658	6.33	177	152569	4787	4871	49.57	50.43
1	7	2013	2	16	9655	6.33	178	152569	4689	4966	48.57	51.43
2	13	2013	4	15	9649	6.32	179	152569	4648	5001	48.17	51.83
1	14	2013	2	15	9629	6.31	180	152569	4704	4925	48.85	51.15
1	2	2013	4	16	9626	6.31	181	152569	4843	4783	50.31	49.69
2	20	2013	4	18	9623	6.31	182	152569	4775	4848	49.62	50.38
2	15	2013	6	13	9608	6.30	183	152569	4550	5058	47.36	52.64
2	22	2013	6	14	9603	6.29	184	152569	4723	4880	49.18	50.82
2	1	2013	6	16	9600	6.29	185	152569	5058	4542	52.69	47.31
2	20	2013	4	8	9600	6.29	186	152569	5023	4577	52.32	47.68
2	8	2013	6	19	9590	6.29	187	152569	4446	5144	46.36	53.64
2	24	2013	1	14	9587	6.28	188	152569	4680	4907	48.82	51.18
1	11	2013	6	15	9585	6.28	189	152569	4814	4771	50.22	49.78
2	4	2013	2	8	9584	6.28	190	152569	5046	4538	52.65	47.35
2	20	2013	4	17	9580	6.28	191	152569	4707	4873	49.13	50.87
1	15	2013	3	8	9579	6.28	192	152569	5064	4515	52.87	47.13
2	12	2013	3	8	9577	6.28	193	152569	5037	4540	52.59	47.41
1	14	2013	2	17	9574	6.28	194	152569	4790	4784	50.03	49.97
1	3	2013	5	15	9572	6.27	195	152569	4788	4784	50.02	49.98
2	10	2013	1	16	9571	6.27	196	152569	4858	4713	50.76	49.24
2	10	2013	1	14	9565	6.27	197	152569	4794	4771	50.12	49.88
2	19	2013	3	8	9563	6.27	198	152569	4961	4602	51.88	48.12
1	22	2013	3	15	9561	6.27	199	152569	4668	4893	48.82	51.18
1	24	2013	5	17	9551	6.26	200	152569	4663	4888	48.82	51.18

**SR 405 MP 18.71 N/O NE 85TH ST ADC SITE S822
K FOR PEAK 200 HOURS OF 2013**



AADT= 188800 K 30 FACTOR= 8.00 K 100 FACTOR= 7.74 K 200 FACTOR= 7.59 D 30 FACTOR= 50.25

**SR 405 MP 18.71 N/O NE 85TH ST ADC SITE S822
D % IN THE PEAK 200 HOURS OF 2013**



MO	DY	YR	DAY OF WK	HR	HR VOL	PERCENT OF AADT	HOUR NUMBER	AADT	NORTH VOLUME	SOUTH VOLUME	PERCENT NORTH IS OF TOTAL VOLUME	PERCENT SOUTH IS OF TOTAL VOLUME
10	11	2013	6	16	16006	8.48	1	188800	8377	7629	52.34	47.66
7	12	2013	6	16	15810	8.37	2	188800	8343	7467	52.77	47.23
6	7	2013	6	16	15669	8.30	3	188800	8220	7449	52.46	47.54
9	13	2013	6	16	15635	8.28	4	188800	8040	7595	51.42	48.58
7	19	2013	6	15	15608	8.27	5	188800	7887	7721	50.53	49.47
9	20	2013	6	16	15587	8.26	6	188800	8038	7549	51.57	48.43
10	25	2013	6	16	15483	8.20	7	188800	8334	7149	53.83	46.17
7	26	2013	6	15	15459	8.19	8	188800	7828	7631	50.64	49.36
7	11	2013	5	16	15456	8.19	9	188800	8012	7444	51.84	48.16
6	27	2013	5	16	15417	8.17	10	188800	8162	7255	52.94	47.06
10	4	2013	6	16	15307	8.11	11	188800	7895	7412	51.58	48.42
8	23	2013	6	15	15306	8.11	12	188800	7708	7598	50.36	49.64

MO	DY	YR	DAY OF WK	HR	HR VOL	PERCENT OF AADT	HOUR NUMBER	AADT	NORTH VOLUME	SOUTH VOLUME	PERCENT NORTH IS OF TOTAL VOLUME	PERCENT SOUTH IS OF TOTAL VOLUME
11	8	2013	6	16	15303	8.11	13	188800	8033	7270	52.49	47.51
7	12	2013	6	15	15301	8.10	14	188800	7975	7326	52.12	47.88
6	28	2013	6	16	15288	8.10	15	188800	7926	7362	51.84	48.16
9	13	2013	6	17	15281	8.09	16	188800	7952	7329	52.04	47.96
11	1	2013	6	16	15274	8.09	17	188800	8278	6996	54.20	45.80
8	16	2013	6	16	15240	8.07	18	188800	7680	7560	50.39	49.61
8	9	2013	6	15	15224	8.06	19	188800	7796	7428	51.21	48.79
8	30	2013	6	15	15220	8.06	20	188800	7679	7541	50.45	49.55
8	23	2013	6	16	15209	8.06	21	188800	7643	7566	50.25	49.75
8	16	2013	6	15	15191	8.05	22	188800	7769	7422	51.14	48.86
11	22	2013	6	16	15188	8.04	23	188800	7606	7582	50.08	49.92
8	30	2013	6	16	15154	8.03	24	188800	7895	7259	52.10	47.90
8	1	2013	5	16	15152	8.03	25	188800	7926	7226	52.31	47.69
7	12	2013	6	17	15151	8.02	26	188800	7784	7367	51.38	48.62
9	6	2013	6	16	15123	8.01	27	188800	8219	6904	54.35	45.65
7	3	2013	4	16	15122	8.01	28	188800	7700	7422	50.92	49.08
6	24	2013	2	17	15120	8.01	29	188800	8457	6663	55.93	44.07
6	13	2013	5	16	15111	8.00	30	188800	7891	7220	52.22	47.78
8	6	2013	3	16	15060	7.98	31	188800	8041	7019	53.39	46.61
5	31	2013	6	16	15056	7.97	32	188800	8205	6851	54.50	45.50
6	4	2013	3	16	15054	7.97	33	188800	8148	6906	54.13	45.87
7	19	2013	6	14	15048	7.97	34	188800	7147	7901	47.49	52.51
3	22	2013	6	16	15046	7.97	35	188800	7994	7052	53.13	46.87
7	3	2013	4	17	15042	7.97	36	188800	7702	7340	51.20	48.80
7	31	2013	4	16	15042	7.97	37	188800	7941	7101	52.79	47.21
10	11	2013	6	17	15010	7.95	38	188800	7767	7243	51.75	48.25
7	25	2013	5	16	15006	7.95	39	188800	7760	7246	51.71	48.29
10	10	2013	5	16	14999	7.94	40	188800	7939	7060	52.93	47.07
6	7	2013	6	15	14997	7.94	41	188800	7692	7305	51.29	48.71
9	13	2013	6	15	14991	7.94	42	188800	7666	7325	51.14	48.86
4	26	2013	6	16	14986	7.94	43	188800	8159	6827	54.44	45.56
6	21	2013	6	15	14982	7.94	44	188800	7736	7246	51.64	48.36
10	11	2013	6	15	14961	7.92	45	188800	7880	7081	52.67	47.33
6	26	2013	4	17	14955	7.92	46	188800	7954	7001	53.19	46.81
12	13	2013	6	16	14914	7.90	47	188800	7716	7198	51.74	48.26
11	27	2013	4	15	14913	7.90	48	188800	7613	7300	51.05	48.95
8	14	2013	4	16	14906	7.90	49	188800	7862	7044	52.74	47.26
12	19	2013	5	16	14896	7.89	50	188800	7825	7071	52.53	47.47
11	11	2013	2	16	14884	7.88	51	188800	8150	6734	54.76	45.24
6	28	2013	6	15	14883	7.88	52	188800	7697	7186	51.72	48.28
11	15	2013	6	16	14883	7.88	53	188800	7827	7056	52.59	47.41

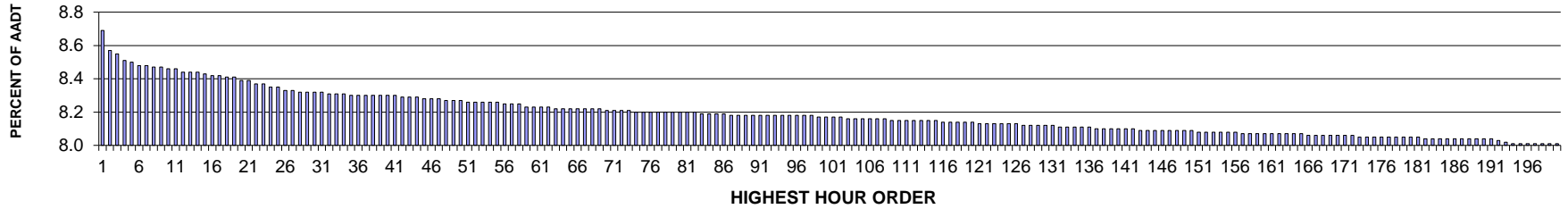
MO	DY	YR	DAY OF WK	HR	HR VOL	PERCENT OF AADT	HOUR NUMBER	AADT	NORTH VOLUME	SOUTH VOLUME	PERCENT NORTH IS OF TOTAL VOLUME	PERCENT SOUTH IS OF TOTAL VOLUME
12	18	2013	4	16	14881	7.88	54	188800	7852	7029	52.77	47.23
7	3	2013	4	15	14869	7.88	55	188800	7448	7421	50.09	49.91
3	15	2013	6	16	14857	7.87	56	188800	8226	6631	55.37	44.63
3	22	2013	6	17	14854	7.87	57	188800	8125	6729	54.70	45.30
10	24	2013	5	16	14846	7.86	58	188800	7926	6920	53.39	46.61
8	6	2013	3	17	14839	7.86	59	188800	7840	6999	52.83	47.17
7	18	2013	5	16	14835	7.86	60	188800	7633	7202	51.45	48.55
5	24	2013	6	16	14833	7.86	61	188800	8057	6776	54.32	45.68
10	4	2013	6	15	14829	7.85	62	188800	7586	7243	51.16	48.84
2	8	2013	6	16	14827	7.85	63	188800	8277	6550	55.82	44.18
11	12	2013	3	16	14827	7.85	64	188800	8052	6775	54.31	45.69
10	25	2013	6	15	14824	7.85	65	188800	7685	7139	51.84	48.16
8	7	2013	4	16	14820	7.85	66	188800	7902	6918	53.32	46.68
9	26	2013	5	16	14812	7.85	67	188800	7720	7092	52.12	47.88
5	17	2013	6	16	14808	7.84	68	188800	8024	6784	54.19	45.81
11	8	2013	6	15	14804	7.84	69	188800	7836	6968	52.93	47.07
7	22	2013	2	16	14794	7.84	70	188800	7886	6908	53.31	46.69
3	15	2013	6	17	14785	7.83	71	188800	7944	6841	53.73	46.27
4	11	2013	5	17	14778	7.83	72	188800	8183	6595	55.37	44.63
8	23	2013	6	17	14772	7.82	73	188800	7571	7201	51.25	48.75
8	20	2013	3	16	14761	7.82	74	188800	7850	6911	53.18	46.82
6	7	2013	6	17	14727	7.80	75	188800	7484	7243	50.82	49.18
10	31	2013	5	16	14726	7.80	76	188800	7874	6852	53.47	46.53
4	26	2013	6	17	14721	7.80	77	188800	7836	6885	53.23	46.77
10	3	2013	5	16	14717	7.80	78	188800	7666	7051	52.09	47.91
6	26	2013	4	16	14716	7.79	79	188800	7972	6744	54.17	45.83
8	14	2013	4	17	14706	7.79	80	188800	7333	7373	49.86	50.14
3	29	2013	6	15	14694	7.78	81	188800	7750	6944	52.74	47.26
8	27	2013	3	16	14693	7.78	82	188800	7892	6801	53.71	46.29
6	27	2013	5	17	14691	7.78	83	188800	7534	7157	51.28	48.72
8	5	2013	2	16	14677	7.77	84	188800	8041	6636	54.79	45.21
7	17	2013	4	16	14665	7.77	85	188800	7913	6752	53.96	46.04
9	20	2013	6	15	14664	7.77	86	188800	7508	7156	51.20	48.80
6	17	2013	2	16	14653	7.76	87	188800	7990	6663	54.53	45.47
10	15	2013	3	16	14649	7.76	88	188800	7831	6818	53.46	46.54
9	27	2013	6	15	14641	7.75	89	188800	7517	7124	51.34	48.66
8	27	2013	3	17	14634	7.75	90	188800	7614	7020	52.03	47.97
4	5	2013	6	16	14633	7.75	91	188800	8257	6376	56.43	43.57
10	5	2013	7	16	14633	7.75	92	188800	7501	7132	51.26	48.74
9	19	2013	5	16	14630	7.75	93	188800	7653	6977	52.31	47.69
12	11	2013	4	16	14630	7.75	94	188800	7729	6901	52.83	47.17

MO	DY	YR	DAY OF WK	HR	HR VOL	PERCENT OF AADT	HOUR NUMBER	AADT	NORTH VOLUME	SOUTH VOLUME	PERCENT NORTH IS OF TOTAL VOLUME	PERCENT SOUTH IS OF TOTAL VOLUME
5	10	2013	6	16	14628	7.75	95	188800	7852	6776	53.68	46.32
7	8	2013	2	16	14622	7.74	96	188800	7907	6715	54.08	45.92
7	19	2013	6	16	14622	7.74	97	188800	7243	7379	49.53	50.47
11	27	2013	4	16	14621	7.74	98	188800	7425	7196	50.78	49.22
9	12	2013	5	16	14618	7.74	99	188800	7793	6825	53.31	46.69
12	19	2013	5	15	14615	7.74	100	188800	7707	6908	52.73	47.27
11	11	2013	2	17	14613	7.74	101	188800	7911	6702	54.14	45.86
12	14	2013	7	17	14599	7.73	102	188800	6441	8158	44.12	55.88
12	6	2013	6	16	14598	7.73	103	188800	7322	7276	50.16	49.84
8	1	2013	5	15	14597	7.73	104	188800	7389	7208	50.62	49.38
6	13	2013	5	17	14596	7.73	105	188800	7414	7182	50.79	49.21
4	2	2013	3	16	14594	7.73	106	188800	8369	6225	57.35	42.65
4	3	2013	4	17	14592	7.73	107	188800	8035	6557	55.06	44.94
7	31	2013	4	17	14588	7.73	108	188800	7527	7061	51.60	48.40
10	30	2013	4	16	14588	7.73	109	188800	7646	6942	52.41	47.59
8	8	2013	5	16	14584	7.72	110	188800	7514	7070	51.52	48.48
9	17	2013	3	17	14580	7.72	111	188800	7775	6805	53.33	46.67
6	15	2013	7	12	14575	7.72	112	188800	7025	7550	48.20	51.80
9	27	2013	6	16	14574	7.72	113	188800	7551	7023	51.81	48.19
12	13	2013	6	15	14571	7.72	114	188800	7572	6999	51.97	48.03
9	11	2013	4	16	14570	7.72	115	188800	7700	6870	52.85	47.15
6	19	2013	4	17	14568	7.72	116	188800	7809	6759	53.60	46.40
7	29	2013	2	17	14568	7.72	117	188800	7949	6619	54.56	45.44
8	8	2013	5	15	14567	7.72	118	188800	7459	7108	51.20	48.80
8	9	2013	6	18	14567	7.72	119	188800	8236	6331	56.54	43.46
6	18	2013	3	16	14565	7.71	120	188800	7960	6605	54.65	45.35
8	16	2013	6	14	14561	7.71	121	188800	6942	7619	47.68	52.32
8	30	2013	6	14	14553	7.71	122	188800	6992	7561	48.05	51.95
4	25	2013	5	16	14549	7.71	123	188800	7883	6666	54.18	45.82
12	31	2013	3	16	14545	7.70	124	188800	8065	6480	55.45	44.55
6	19	2013	4	16	14544	7.70	125	188800	8027	6517	55.19	44.81
9	5	2013	5	16	14544	7.70	126	188800	7760	6784	53.36	46.64
8	19	2013	2	16	14542	7.70	127	188800	7947	6595	54.65	45.35
11	8	2013	6	17	14542	7.70	128	188800	7461	7081	51.31	48.69
8	28	2013	4	16	14537	7.70	129	188800	7802	6735	53.67	46.33
3	29	2013	6	16	14536	7.70	130	188800	7830	6706	53.87	46.13
8	19	2013	2	17	14528	7.69	131	188800	7886	6642	54.28	45.72
8	13	2013	3	16	14527	7.69	132	188800	7824	6703	53.86	46.14
1	25	2013	6	16	14525	7.69	133	188800	8043	6482	55.37	44.63
9	4	2013	4	16	14522	7.69	134	188800	7717	6805	53.14	46.86
7	11	2013	5	15	14521	7.69	135	188800	7384	7137	50.85	49.15

MO	DY	YR	DAY OF WK	HR	HR VOL	PERCENT OF AADT	HOUR NUMBER	AADT	NORTH VOLUME	SOUTH VOLUME	PERCENT NORTH IS OF TOTAL VOLUME	PERCENT SOUTH IS OF TOTAL VOLUME
10	1	2013	3	16	14514	7.69	136	188800	7688	6826	52.97	47.03
10	25	2013	6	17	14507	7.68	137	188800	7461	7046	51.43	48.57
8	1	2013	5	17	14501	7.68	138	188800	7461	7040	51.45	48.55
9	20	2013	6	18	14501	7.68	139	188800	7913	6588	54.57	45.43
8	16	2013	6	17	14496	7.68	140	188800	7307	7189	50.41	49.59
10	21	2013	2	16	14495	7.68	141	188800	8020	6475	55.33	44.67
6	12	2013	4	16	14491	7.68	142	188800	7569	6922	52.23	47.77
12	10	2013	3	16	14489	7.67	143	188800	7766	6723	53.60	46.40
9	10	2013	3	16	14488	7.67	144	188800	7760	6728	53.56	46.44
6	15	2013	7	13	14484	7.67	145	188800	7127	7357	49.21	50.79
2	22	2013	6	16	14475	7.67	146	188800	8049	6426	55.61	44.39
7	15	2013	2	16	14475	7.67	147	188800	7857	6618	54.28	45.72
7	29	2013	2	16	14474	7.67	148	188800	8090	6384	55.89	44.11
5	10	2013	6	17	14469	7.66	149	188800	7754	6715	53.59	46.41
5	30	2013	5	16	14468	7.66	150	188800	7774	6694	53.73	46.27
6	27	2013	5	18	14468	7.66	151	188800	7860	6608	54.33	45.67
7	30	2013	3	16	14458	7.66	152	188800	7558	6900	52.28	47.72
9	4	2013	4	17	14458	7.66	153	188800	7737	6721	53.51	46.49
10	12	2013	7	13	14458	7.66	154	188800	7167	7291	49.57	50.43
9	23	2013	2	16	14455	7.66	155	188800	8067	6388	55.81	44.19
10	9	2013	4	16	14454	7.66	156	188800	7649	6805	52.92	47.08
11	19	2013	3	16	14449	7.65	157	188800	7862	6587	54.41	45.59
12	23	2013	2	15	14448	7.65	158	188800	7449	6999	51.56	48.44
11	9	2013	7	16	14441	7.65	159	188800	6998	7443	48.46	51.54
11	27	2013	4	14	14440	7.65	160	188800	7204	7236	49.89	50.11
2	15	2013	6	16	14439	7.65	161	188800	7677	6762	53.17	46.83
4	1	2013	2	16	14436	7.65	162	188800	8287	6149	57.41	42.59
7	26	2013	6	17	14435	7.65	163	188800	7357	7078	50.97	49.03
7	22	2013	2	17	14434	7.65	164	188800	7656	6778	53.04	46.96
6	15	2013	7	14	14429	7.64	165	188800	7306	7123	50.63	49.37
10	14	2013	2	16	14415	7.64	166	188800	7865	6550	54.56	45.44
5	16	2013	5	16	14407	7.63	167	188800	7884	6523	54.72	45.28
10	28	2013	2	16	14407	7.63	168	188800	7921	6486	54.98	45.02
10	5	2013	7	17	14405	7.63	169	188800	7077	7328	49.13	50.87
9	14	2013	7	13	14404	7.63	170	188800	6997	7407	48.58	51.42
7	12	2013	6	18	14403	7.63	171	188800	7921	6482	55.00	45.00
10	2	2013	4	16	14403	7.63	172	188800	7874	6529	54.67	45.33
6	11	2013	3	18	14398	7.63	173	188800	7928	6470	55.06	44.94
7	25	2013	5	15	14398	7.63	174	188800	7247	7151	50.33	49.67
9	9	2013	2	16	14393	7.62	175	188800	7798	6595	54.18	45.82
11	9	2013	7	15	14386	7.62	176	188800	7120	7266	49.49	50.51

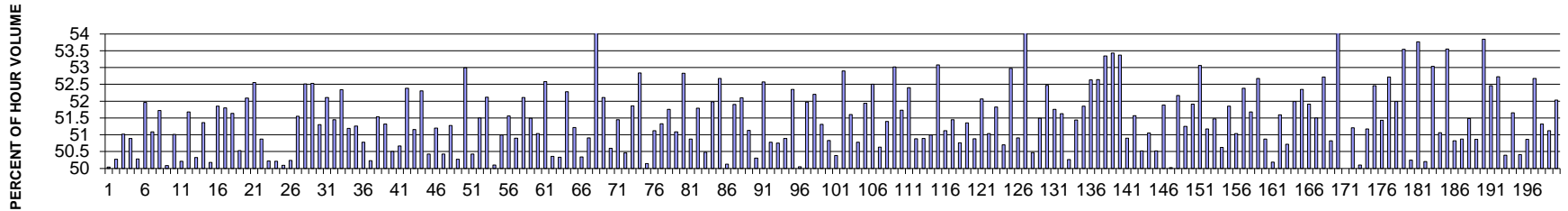
MO	DY	YR	DAY OF WK	HR	HR VOL	PERCENT OF AADT	HOUR NUMBER	AADT	NORTH VOLUME	SOUTH VOLUME	PERCENT NORTH IS OF TOTAL VOLUME	PERCENT SOUTH IS OF TOTAL VOLUME
1	18	2013	6	16	14383	7.62	177	188800	7971	6412	55.42	44.58
5	3	2013	6	16	14382	7.62	178	188800	8060	6322	56.04	43.96
8	26	2013	2	16	14381	7.62	179	188800	7719	6662	53.67	46.33
8	12	2013	2	17	14378	7.62	180	188800	7713	6665	53.64	46.36
9	25	2013	4	16	14378	7.62	181	188800	7629	6749	53.06	46.94
8	9	2013	6	16	14376	7.61	182	188800	7125	7251	49.56	50.44
6	12	2013	4	17	14375	7.61	183	188800	7343	7032	51.08	48.92
6	21	2013	6	16	14375	7.61	184	188800	7186	7189	49.99	50.01
7	18	2013	5	15	14375	7.61	185	188800	7294	7081	50.74	49.26
6	11	2013	3	16	14371	7.61	186	188800	7546	6825	52.51	47.49
11	6	2013	4	16	14369	7.61	187	188800	7802	6567	54.30	45.70
9	13	2013	6	18	14365	7.61	188	188800	7612	6753	52.99	47.01
4	1	2013	2	17	14358	7.60	189	188800	8214	6144	57.21	42.79
11	26	2013	3	16	14357	7.60	190	188800	7203	7154	50.17	49.83
3	14	2013	5	16	14351	7.60	191	188800	7907	6444	55.10	44.90
6	12	2013	4	18	14350	7.60	192	188800	7787	6563	54.26	45.74
9	11	2013	4	17	14346	7.60	193	188800	7658	6688	53.38	46.62
9	6	2013	6	15	14342	7.60	194	188800	7434	6908	51.83	48.17
9	24	2013	3	16	14342	7.60	195	188800	7633	6709	53.22	46.78
10	4	2013	6	17	14342	7.60	196	188800	7276	7066	50.73	49.27
4	2	2013	3	17	14339	7.59	197	188800	7998	6341	55.78	44.22
10	29	2013	3	16	14336	7.59	198	188800	7784	6552	54.30	45.70
3	1	2013	6	16	14334	7.59	199	188800	7596	6738	52.99	47.01
5	22	2013	4	16	14333	7.59	200	188800	7991	6342	55.75	44.25

**SR 405 MP 28.99 BOTHELL ADC SITE S824
K FOR PEAK 200 HOURS OF 2013**



AADT= 117063 K 30 FACTOR= 8.32 K 100 FACTOR= 8.17 K 200 FACTOR= 8.01 D 30 FACTOR= 51.30

**SR 405 MP 28.99 BOTHELL ADC SITE S824
D % IN THE PEAK 200 HOURS OF 2013**



MO	DY	YR	DAY OF WK	HR	HR VOL	PERCENT OF AADT	HOUR NUMBER	AADT	NORTH VOLUME	SOUTH VOLUME	PERCENT NORTH IS OF TOTAL VOLUME	PERCENT SOUTH IS OF TOTAL VOLUME
6	14	2013	6	17	10177	8.69	1	117063	5093	5084	50.04	49.96
7	12	2013	6	16	10029	8.57	2	117063	4987	5042	49.73	50.27
7	12	2013	6	17	10007	8.55	3	117063	5106	4901	51.02	48.98
6	14	2013	6	16	9962	8.51	4	117063	4892	5070	49.11	50.89
4	26	2013	6	16	9948	8.50	5	117063	5002	4946	50.28	49.72
6	26	2013	4	17	9931	8.48	6	117063	5160	4771	51.96	48.04
10	11	2013	6	16	9923	8.48	7	117063	5070	4853	51.09	48.91
4	26	2013	6	17	9921	8.47	8	117063	5131	4790	51.72	48.28
8	23	2013	6	16	9918	8.47	9	117063	4951	4967	49.92	50.08
2	14	2013	5	17	9907	8.46	10	117063	5054	4853	51.01	48.99
8	14	2013	4	17	9900	8.46	11	117063	4929	4971	49.79	50.21
11	11	2013	2	17	9884	8.44	12	117063	5108	4776	51.68	48.32

			DAY OF	HR	PERCENT OF	HOUR	NORTH	SOUTH	PERCENT NORTH IS OF TOTAL	PERCENT SOUTH IS OF TOTAL		
8	1	2013	5	16	9880	8.44	13	117063	4972	4908	50.32	49.68
3	15	2013	6	16	9878	8.44	14	117063	5073	4805	51.36	48.64
8	1	2013	5	17	9865	8.43	15	117063	4950	4915	50.18	49.82
3	8	2013	6	17	9858	8.42	16	117063	5111	4747	51.85	48.15
8	23	2013	6	17	9852	8.42	17	117063	5103	4749	51.80	48.20
10	31	2013	5	17	9849	8.41	18	117063	5086	4763	51.64	48.36
3	22	2013	6	16	9840	8.41	19	117063	4868	4972	49.47	50.53
9	13	2013	6	17	9826	8.39	20	117063	5118	4708	52.09	47.91
4	3	2013	4	17	9816	8.39	21	117063	5159	4657	52.56	47.44
7	12	2013	6	15	9794	8.37	22	117063	4812	4982	49.13	50.87
8	16	2013	6	16	9794	8.37	23	117063	4919	4875	50.22	49.78
11	26	2013	3	16	9777	8.35	24	117063	4909	4868	50.21	49.79
9	20	2013	6	16	9769	8.35	25	117063	4876	4893	49.91	50.09
7	11	2013	5	17	9754	8.33	26	117063	4900	4854	50.24	49.76
10	25	2013	6	17	9753	8.33	27	117063	5028	4725	51.55	48.45
4	11	2013	5	17	9743	8.32	28	117063	5116	4627	52.51	47.49
2	8	2013	6	17	9742	8.32	29	117063	5117	4625	52.53	47.47
7	29	2013	2	17	9740	8.32	30	117063	4997	4743	51.30	48.70
11	11	2013	2	16	9734	8.32	31	117063	5072	4662	52.11	47.89
6	13	2013	5	17	9729	8.31	32	117063	5006	4723	51.45	48.55
6	24	2013	2	17	9725	8.31	33	117063	5090	4635	52.34	47.66
2	8	2013	6	16	9724	8.31	34	117063	4978	4746	51.19	48.81
6	21	2013	6	17	9720	8.30	35	117063	4982	4738	51.26	48.74
6	27	2013	5	17	9720	8.30	36	117063	4936	4784	50.78	49.22
7	18	2013	5	16	9720	8.30	37	117063	4838	4882	49.77	50.23
8	13	2013	3	17	9720	8.30	38	117063	5009	4711	51.53	48.47
4	16	2013	3	17	9717	8.30	39	117063	4987	4730	51.32	48.68
8	6	2013	3	16	9717	8.30	40	117063	4907	4810	50.50	49.50
6	7	2013	6	16	9711	8.30	41	117063	4921	4790	50.67	49.33
10	11	2013	6	17	9707	8.29	42	117063	5085	4622	52.38	47.62
3	15	2013	6	17	9704	8.29	43	117063	4965	4739	51.16	48.84
4	2	2013	3	17	9699	8.29	44	117063	5074	4625	52.31	47.69
2	15	2013	6	16	9698	8.28	45	117063	4891	4807	50.43	49.57
8	28	2013	4	17	9691	8.28	46	117063	4962	4729	51.20	48.80
7	31	2013	4	16	9689	8.28	47	117063	4886	4803	50.43	49.57
7	31	2013	4	17	9685	8.27	48	117063	4966	4719	51.28	48.72
9	13	2013	6	16	9681	8.27	49	117063	4867	4814	50.27	49.73
3	26	2013	3	17	9677	8.27	50	117063	5128	4549	52.99	47.01
8	9	2013	6	16	9675	8.26	51	117063	4879	4796	50.43	49.57
9	13	2013	6	15	9674	8.26	52	117063	4692	4982	48.50	51.50
9	17	2013	3	17	9672	8.26	53	117063	5041	4631	52.12	47.88
8	30	2013	6	16	9668	8.26	54	117063	4844	4824	50.10	49.90

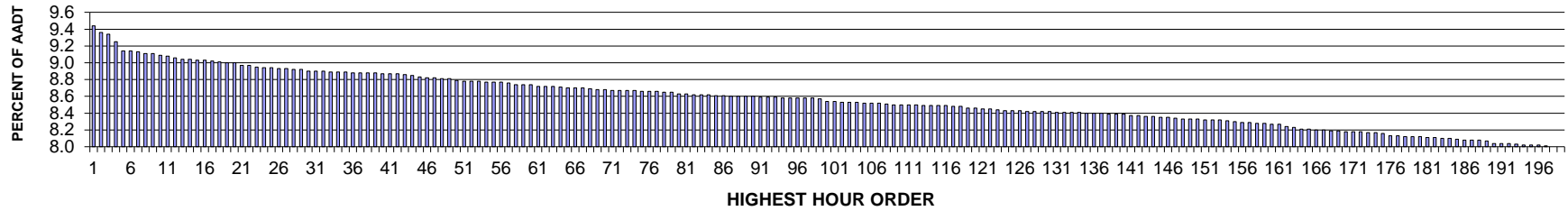
			DAY OF		HR	PERCENT OF	HOUR		NORTH	SOUTH	PERCENT NORTH IS OF TOTAL	PERCENT SOUTH IS OF TOTAL
7	10	2013	4	17	9667	8.26	55	117063	4929	4738	50.99	49.01
11	27	2013	4	15	9663	8.25	56	117063	4982	4681	51.56	48.44
8	23	2013	6	15	9662	8.25	57	117063	4744	4918	49.10	50.90
6	12	2013	4	18	9658	8.25	58	117063	5033	4625	52.11	47.89
6	18	2013	3	17	9637	8.23	59	117063	4962	4675	51.49	48.51
7	16	2013	3	17	9634	8.23	60	117063	4917	4717	51.04	48.96
8	19	2013	2	17	9631	8.23	61	117063	5064	4567	52.58	47.42
4	12	2013	6	17	9630	8.23	62	117063	4850	4780	50.36	49.64
2	1	2013	6	16	9626	8.22	63	117063	4781	4845	49.67	50.33
10	2	2013	4	17	9626	8.22	64	117063	5032	4594	52.28	47.72
6	28	2013	6	17	9625	8.22	65	117063	4930	4695	51.22	48.78
3	1	2013	6	16	9623	8.22	66	117063	4844	4779	50.34	49.66
3	14	2013	5	17	9621	8.22	67	117063	4898	4723	50.91	49.09
3	15	2013	6	18	9621	8.22	68	117063	5200	4421	54.05	45.95
10	25	2013	6	16	9620	8.22	69	117063	5013	4607	52.11	47.89
7	19	2013	6	15	9616	8.21	70	117063	4750	4866	49.40	50.60
7	17	2013	4	17	9611	8.21	71	117063	4945	4666	51.45	48.55
9	27	2013	6	16	9611	8.21	72	117063	4850	4761	50.46	49.54
8	30	2013	6	15	9608	8.21	73	117063	4625	4983	48.14	51.86
6	7	2013	6	17	9605	8.20	74	117063	5075	4530	52.84	47.16
10	18	2013	6	16	9600	8.20	75	117063	4787	4813	49.86	50.14
8	26	2013	2	17	9599	8.20	76	117063	4907	4692	51.12	48.88
12	19	2013	5	17	9599	8.20	77	117063	4927	4672	51.33	48.67
11	8	2013	6	17	9598	8.20	78	117063	4968	4630	51.76	48.24
1	25	2013	6	16	9595	8.20	79	117063	4902	4693	51.09	48.91
4	17	2013	4	17	9595	8.20	80	117063	5069	4526	52.83	47.17
4	30	2013	3	17	9594	8.20	81	117063	4880	4714	50.87	49.13
6	19	2013	4	17	9594	8.20	82	117063	4969	4625	51.79	48.21
11	1	2013	6	16	9590	8.19	83	117063	4841	4749	50.48	49.52
9	6	2013	6	17	9589	8.19	84	117063	4984	4605	51.98	48.02
2	26	2013	3	17	9587	8.19	85	117063	5050	4537	52.68	47.32
6	13	2013	5	16	9585	8.19	86	117063	4780	4805	49.87	50.13
8	5	2013	2	16	9581	8.18	87	117063	4973	4608	51.90	48.10
1	3	2013	5	17	9580	8.18	88	117063	4991	4589	52.10	47.90
3	19	2013	3	17	9578	8.18	89	117063	4897	4681	51.13	48.87
7	18	2013	5	17	9578	8.18	90	117063	4819	4759	50.31	49.69
4	10	2013	4	17	9577	8.18	91	117063	5035	4542	52.57	47.43
8	16	2013	6	15	9575	8.18	92	117063	4713	4862	49.22	50.78
6	28	2013	6	16	9574	8.18	93	117063	4715	4859	49.25	50.75
3	27	2013	4	17	9570	8.18	94	117063	4870	4700	50.89	49.11
7	3	2013	4	17	9570	8.18	95	117063	5010	4560	52.35	47.65
7	11	2013	5	16	9570	8.18	96	117063	4780	4790	49.95	50.05

			DAY OF		HR	PERCENT OF	HOUR		NORTH	SOUTH	PERCENT NORTH IS OF TOTAL	PERCENT SOUTH IS OF TOTAL
8	6	2013	3	17	9570	8.18	97	117063	4974	4596	51.97	48.03
11	6	2013	4	17	9570	8.18	98	117063	4996	4574	52.20	47.80
8	7	2013	4	16	9569	8.17	99	117063	4910	4659	51.31	48.69
8	20	2013	3	17	9567	8.17	100	117063	4863	4704	50.83	49.17
8	28	2013	4	16	9566	8.17	101	117063	4819	4747	50.38	49.62
11	8	2013	6	16	9561	8.17	102	117063	5058	4503	52.90	47.10
8	12	2013	2	17	9558	8.16	103	117063	4932	4626	51.60	48.40
6	21	2013	6	15	9556	8.16	104	117063	4703	4853	49.22	50.78
8	8	2013	5	18	9556	8.16	105	117063	4963	4593	51.94	48.06
10	30	2013	4	17	9556	8.16	106	117063	5017	4539	52.50	47.50
8	14	2013	4	16	9554	8.16	107	117063	4837	4717	50.63	49.37
6	6	2013	5	17	9549	8.16	108	117063	4908	4641	51.40	48.60
3	22	2013	6	17	9543	8.15	109	117063	5060	4483	53.02	46.98
6	14	2013	6	15	9543	8.15	110	117063	4606	4937	48.27	51.73
3	28	2013	5	17	9542	8.15	111	117063	5000	4542	52.40	47.60
4	12	2013	6	16	9542	8.15	112	117063	4687	4855	49.12	50.88
7	23	2013	3	17	9539	8.15	113	117063	4854	4685	50.89	49.11
6	27	2013	5	16	9536	8.15	114	117063	4862	4674	50.99	49.01
4	8	2013	2	17	9535	8.15	115	117063	5061	4474	53.08	46.92
6	12	2013	4	17	9534	8.14	116	117063	4874	4660	51.12	48.88
4	23	2013	3	17	9531	8.14	117	117063	4904	4627	51.45	48.55
7	19	2013	6	16	9529	8.14	118	117063	4692	4837	49.24	50.76
10	4	2013	6	17	9527	8.14	119	117063	4892	4635	51.35	48.65
8	12	2013	2	16	9525	8.14	120	117063	4846	4679	50.88	49.12
6	27	2013	5	18	9521	8.13	121	117063	4958	4563	52.07	47.93
8	27	2013	3	17	9518	8.13	122	117063	4858	4660	51.04	48.96
11	20	2013	4	17	9516	8.13	123	117063	4932	4584	51.83	48.17
12	23	2013	2	15	9516	8.13	124	117063	4691	4825	49.30	50.70
7	16	2013	3	18	9512	8.13	125	117063	5039	4473	52.98	47.02
9	6	2013	6	16	9512	8.13	126	117063	4843	4669	50.91	49.09
4	1	2013	2	17	9511	8.12	127	117063	5151	4360	54.16	45.84
8	13	2013	3	16	9508	8.12	128	117063	4799	4709	50.47	49.53
10	15	2013	3	16	9506	8.12	129	117063	4895	4611	51.49	48.51
10	18	2013	6	17	9504	8.12	130	117063	4987	4517	52.47	47.53
3	5	2013	3	17	9501	8.12	131	117063	4918	4583	51.76	48.24
12	19	2013	5	16	9499	8.11	132	117063	4904	4595	51.63	48.37
4	19	2013	6	16	9495	8.11	133	117063	4723	4772	49.74	50.26
4	11	2013	5	16	9492	8.11	134	117063	4883	4609	51.44	48.56
7	19	2013	6	17	9489	8.11	135	117063	4920	4569	51.85	48.15
8	5	2013	2	17	9489	8.11	136	117063	4994	4495	52.63	47.37
9	25	2013	4	17	9483	8.10	137	117063	4992	4491	52.64	47.36
2	12	2013	3	17	9481	8.10	138	117063	5058	4423	53.35	46.65

			DAY OF		HR	PERCENT OF	HOUR		NORTH	SOUTH	PERCENT NORTH IS OF TOTAL	PERCENT SOUTH IS OF TOTAL
6	14	2013	6	18	9480	8.10	139	117063	5065	4415	53.43	46.57
2	22	2013	6	17	9479	8.10	140	117063	5059	4420	53.37	46.63
6	25	2013	3	17	9479	8.10	141	117063	4825	4654	50.90	49.10
12	18	2013	4	16	9477	8.10	142	117063	4887	4590	51.57	48.43
4	24	2013	4	17	9473	8.09	143	117063	4786	4687	50.52	49.48
7	17	2013	4	16	9472	8.09	144	117063	4835	4637	51.05	48.95
8	9	2013	6	15	9472	8.09	145	117063	4785	4687	50.52	49.48
9	12	2013	5	17	9472	8.09	146	117063	4915	4557	51.89	48.11
10	1	2013	3	16	9472	8.09	147	117063	4738	4734	50.02	49.98
11	14	2013	5	17	9472	8.09	148	117063	4942	4530	52.17	47.83
7	30	2013	3	17	9469	8.09	149	117063	4853	4616	51.25	48.75
9	26	2013	5	17	9465	8.09	150	117063	4913	4552	51.91	48.09
8	1	2013	5	18	9464	8.08	151	117063	5022	4442	53.06	46.94
10	31	2013	5	16	9462	8.08	152	117063	4842	4620	51.17	48.83
7	22	2013	2	17	9461	8.08	153	117063	4870	4591	51.47	48.53
11	15	2013	6	16	9461	8.08	154	117063	4789	4672	50.62	49.38
2	28	2013	5	17	9460	8.08	155	117063	4905	4555	51.85	48.15
8	27	2013	3	16	9459	8.08	156	117063	4828	4631	51.04	48.96
2	7	2013	5	17	9452	8.07	157	117063	4951	4501	52.38	47.62
6	19	2013	4	18	9451	8.07	158	117063	4884	4567	51.68	48.32
1	31	2013	5	17	9449	8.07	159	117063	4978	4471	52.68	47.32
9	4	2013	4	17	9449	8.07	160	117063	4807	4642	50.87	49.13
8	20	2013	3	16	9446	8.07	161	117063	4741	4705	50.19	49.81
12	11	2013	4	17	9446	8.07	162	117063	4873	4573	51.59	48.41
12	17	2013	3	16	9446	8.07	163	117063	4791	4655	50.72	49.28
9	20	2013	6	17	9444	8.07	164	117063	4910	4534	51.99	48.01
11	22	2013	6	16	9443	8.07	165	117063	4943	4500	52.35	47.65
1	2	2013	4	17	9441	8.06	166	117063	4901	4540	51.91	48.09
8	22	2013	5	16	9441	8.06	167	117063	4862	4579	51.50	48.50
2	11	2013	2	17	9438	8.06	168	117063	4976	4462	52.72	47.28
7	30	2013	3	16	9436	8.06	169	117063	4795	4641	50.82	49.18
4	2	2013	3	18	9434	8.06	170	117063	5101	4333	54.07	45.93
6	6	2013	5	16	9434	8.06	171	117063	4717	4717	50.00	50.00
2	1	2013	6	17	9430	8.06	172	117063	4829	4601	51.21	48.79
10	25	2013	6	15	9426	8.05	173	117063	4704	4722	49.90	50.10
3	26	2013	3	16	9425	8.05	174	117063	4823	4602	51.17	48.83
3	18	2013	2	17	9423	8.05	175	117063	4943	4480	52.46	47.54
6	7	2013	6	15	9423	8.05	176	117063	4577	4846	48.57	51.43
7	11	2013	5	18	9421	8.05	177	117063	4967	4454	52.72	47.28
2	14	2013	5	16	9420	8.05	178	117063	4897	4523	51.99	48.01
10	24	2013	5	17	9419	8.05	179	117063	5043	4376	53.54	46.46
11	22	2013	6	15	9419	8.05	180	117063	4686	4733	49.75	50.25

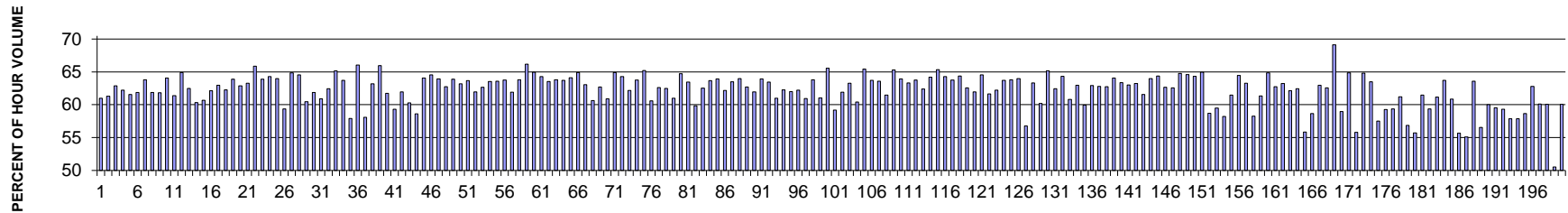
			DAY OF		HR	PERCENT OF	HOUR		NORTH	SOUTH	PERCENT NORTH IS OF TOTAL	PERCENT SOUTH IS OF TOTAL
3	11	2013	2	17	9418	8.05	181	117063	5064	4354	53.77	46.23
9	4	2013	4	16	9417	8.04	182	117063	4727	4690	50.20	49.80
6	26	2013	4	18	9415	8.04	183	117063	4994	4421	53.04	46.96
7	2	2013	3	17	9414	8.04	184	117063	4807	4607	51.06	48.94
4	26	2013	6	18	9412	8.04	185	117063	5040	4372	53.55	46.45
8	8	2013	5	16	9410	8.04	186	117063	4782	4628	50.82	49.18
12	6	2013	6	17	9410	8.04	187	117063	4787	4623	50.87	49.13
10	30	2013	4	16	9409	8.04	188	117063	4844	4565	51.48	48.52
11	26	2013	3	17	9409	8.04	189	117063	4785	4624	50.86	49.14
1	4	2013	6	17	9407	8.04	190	117063	5065	4342	53.84	46.16
6	13	2013	5	18	9407	8.04	191	117063	4935	4472	52.46	47.54
1	30	2013	4	17	9399	8.03	192	117063	4956	4443	52.73	47.27
12	13	2013	6	16	9385	8.02	193	117063	4729	4656	50.39	49.61
3	1	2013	6	17	9380	8.01	194	117063	4845	4535	51.65	48.35
6	21	2013	6	16	9380	8.01	195	117063	4652	4728	49.59	50.41
6	26	2013	4	16	9380	8.01	196	117063	4771	4609	50.86	49.14
11	22	2013	6	17	9380	8.01	197	117063	4941	4439	52.68	47.32
12	18	2013	4	17	9380	8.01	198	117063	4814	4566	51.32	48.68
7	15	2013	2	17	9379	8.01	199	117063	4795	4584	51.12	48.88
3	25	2013	2	17	9378	8.01	200	117063	4879	4499	52.03	47.97

**SR 090 MP 14.65 ISSAQUAH ADC SITE S825
K FOR PEAK 200 HOURS OF 2013**



AADT= 122815 K 30 FACTOR= 8.92 K 100 FACTOR= 8.57 K 200 FACTOR= 8.00 D 30 FACTOR= 61.86

**SR 090 MP 14.65 ISSAQUAH ADC SITE S825
D % IN THE PEAK 200 HOURS OF 2013**



MO	DY	YR	DAY OF WK	HR	HR VOL	PERCENT OF AADT	HOUR NUMBER	AADT	EAST VOLUME	WEST VOLUME	PERCENT EAST IS OF TOTAL VOLUME	PERCENT WEST IS OF TOTAL VOLUME
6	21	2013	6	17	11900	9.69	1	122815	7258	4642	60.99	39.01
8	23	2013	6	17	11592	9.44	2	122815	7107	4485	61.31	38.69
7	12	2013	6	18	11499	9.36	3	122815	7229	4270	62.87	37.13
6	14	2013	6	17	11466	9.34	4	122815	7132	4334	62.20	37.80
7	12	2013	6	17	11356	9.25	5	122815	6990	4366	61.55	38.45
8	22	2013	5	17	11226	9.14	6	122815	6946	4280	61.87	38.13
5	17	2013	6	17	11223	9.14	7	122815	7163	4060	63.82	36.18
6	21	2013	6	18	11216	9.13	8	122815	6939	4277	61.87	38.13
8	30	2013	6	16	11193	9.11	9	122815	6919	4274	61.82	38.18
5	31	2013	6	17	11183	9.11	10	122815	7163	4020	64.05	35.95
7	11	2013	5	17	11160	9.09	11	122815	6851	4309	61.39	38.61
5	17	2013	6	18	11154	9.08	12	122815	7239	3915	64.90	35.10

MO	DY	YR	DAY OF WK	HR	HR VOL	PERCENT OF AADT	HOUR NUMBER	AADT	EAST VOLUME	WEST VOLUME	PERCENT EAST IS OF TOTAL VOLUME	PERCENT WEST IS OF TOTAL VOLUME
5	10	2013	6	18	11125	9.06	13	122815	6952	4173	62.49	37.51
6	7	2013	6	16	11107	9.04	14	122815	6700	4407	60.32	39.68
7	19	2013	6	17	11099	9.04	15	122815	6734	4365	60.67	39.33
6	13	2013	5	17	11096	9.03	16	122815	6895	4201	62.14	37.86
5	10	2013	6	17	11093	9.03	17	122815	6985	4108	62.97	37.03
8	9	2013	6	17	11073	9.02	18	122815	6895	4178	62.27	37.73
6	27	2013	5	17	11065	9.01	19	122815	7067	3998	63.87	36.13
5	24	2013	6	16	11057	9.00	20	122815	6951	4106	62.87	37.13
6	28	2013	6	17	11050	9.00	21	122815	6991	4059	63.27	36.73
5	23	2013	5	18	11014	8.97	22	122815	7254	3760	65.86	34.14
6	14	2013	6	18	11012	8.97	23	122815	7035	3977	63.88	36.12
8	22	2013	5	18	10994	8.95	24	122815	7066	3928	64.27	35.73
5	24	2013	6	17	10981	8.94	25	122815	7028	3953	64.00	36.00
7	26	2013	6	16	10976	8.94	26	122815	6516	4460	59.37	40.63
7	17	2013	4	18	10970	8.93	27	122815	7113	3857	64.84	35.16
5	30	2013	5	18	10966	8.93	28	122815	7076	3890	64.53	35.47
5	10	2013	6	16	10960	8.92	29	122815	6625	4335	60.45	39.55
6	7	2013	6	17	10950	8.92	30	122815	6774	4176	61.86	38.14
6	14	2013	6	16	10935	8.90	31	122815	6658	4277	60.89	39.11
8	14	2013	4	17	10935	8.90	32	122815	6827	4108	62.43	37.57
8	1	2013	5	18	10928	8.90	33	122815	7122	3806	65.17	34.83
6	13	2013	5	18	10922	8.89	34	122815	6959	3963	63.72	36.28
7	12	2013	6	16	10917	8.89	35	122815	6322	4595	57.91	42.09
6	27	2013	5	18	10914	8.89	36	122815	7208	3706	66.04	33.96
7	19	2013	6	16	10912	8.88	37	122815	6339	4573	58.09	41.91
6	19	2013	4	17	10904	8.88	38	122815	6890	4014	63.19	36.81
6	26	2013	4	18	10904	8.88	39	122815	7191	3713	65.95	34.05
8	16	2013	6	17	10902	8.88	40	122815	6730	4172	61.73	38.27
8	9	2013	6	16	10899	8.87	41	122815	6463	4436	59.30	40.70
7	31	2013	4	17	10898	8.87	42	122815	6753	4145	61.97	38.03
6	28	2013	6	16	10888	8.87	43	122815	6563	4325	60.28	39.72
8	23	2013	6	16	10887	8.86	44	122815	6381	4506	58.61	41.39
7	11	2013	5	18	10868	8.85	45	122815	6961	3907	64.05	35.95
5	31	2013	6	18	10848	8.83	46	122815	7002	3846	64.55	35.45
8	2	2013	6	17	10837	8.82	47	122815	6930	3907	63.95	36.05
8	23	2013	6	18	10836	8.82	48	122815	6798	4038	62.74	37.26
8	1	2013	5	17	10823	8.81	49	122815	6913	3910	63.87	36.13
8	8	2013	5	17	10815	8.81	50	122815	6833	3982	63.18	36.82
8	27	2013	3	17	10793	8.79	51	122815	6873	3920	63.68	36.32
8	21	2013	4	17	10786	8.78	52	122815	6683	4103	61.96	38.04
7	26	2013	6	17	10785	8.78	53	122815	6760	4025	62.68	37.32

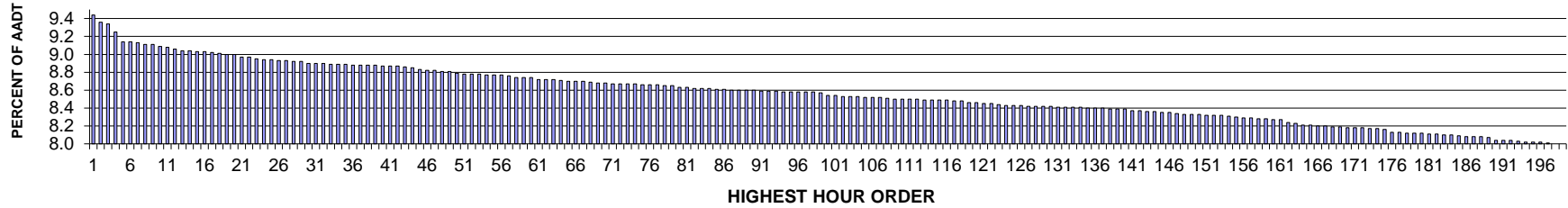
MO	DY	YR	DAY OF WK	HR	HR VOL	PERCENT OF AADT	HOUR NUMBER	AADT	EAST VOLUME	WEST VOLUME	PERCENT EAST IS OF TOTAL VOLUME	PERCENT WEST IS OF TOTAL VOLUME
7	17	2013	4	17	10779	8.78	54	122815	6851	3928	63.56	36.44
8	27	2013	3	18	10777	8.77	55	122815	6854	3923	63.60	36.40
8	30	2013	6	17	10771	8.77	56	122815	6870	3901	63.78	36.22
6	7	2013	6	18	10770	8.77	57	122815	6667	4103	61.90	38.10
8	28	2013	4	18	10762	8.76	58	122815	6868	3894	63.82	36.18
8	2	2013	6	18	10740	8.74	59	122815	7106	3634	66.16	33.84
8	14	2013	4	18	10740	8.74	60	122815	6977	3763	64.96	35.04
8	9	2013	6	18	10737	8.74	61	122815	6901	3836	64.27	35.73
7	31	2013	4	18	10714	8.72	62	122815	6810	3904	63.56	36.44
5	30	2013	5	17	10712	8.72	63	122815	6834	3878	63.80	36.20
8	21	2013	4	18	10706	8.72	64	122815	6821	3885	63.71	36.29
5	22	2013	4	18	10694	8.71	65	122815	6857	3837	64.12	35.88
8	15	2013	5	18	10691	8.70	66	122815	6940	3751	64.91	35.09
7	16	2013	3	17	10683	8.70	67	122815	6736	3947	63.05	36.95
8	7	2013	4	17	10680	8.70	68	122815	6475	4205	60.63	39.37
5	3	2013	6	17	10670	8.69	69	122815	6689	3981	62.69	37.31
5	3	2013	6	16	10659	8.68	70	122815	6489	4170	60.88	39.12
8	16	2013	6	18	10656	8.68	71	122815	6915	3741	64.89	35.11
6	19	2013	4	18	10654	8.67	72	122815	6849	3805	64.29	35.71
7	19	2013	6	18	10654	8.67	73	122815	6624	4030	62.17	37.83
5	22	2013	4	17	10653	8.67	74	122815	6792	3861	63.76	36.24
5	2	2013	5	18	10646	8.67	75	122815	6941	3705	65.20	34.80
5	31	2013	6	16	10640	8.66	76	122815	6448	4192	60.60	39.40
8	28	2013	4	17	10640	8.66	77	122815	6661	3979	62.60	37.40
7	25	2013	5	18	10637	8.66	78	122815	6648	3989	62.50	37.50
7	18	2013	5	17	10621	8.65	79	122815	6479	4142	61.00	39.00
6	28	2013	6	18	10620	8.65	80	122815	6875	3745	64.74	35.26
5	28	2013	3	18	10600	8.63	81	122815	6728	3872	63.47	36.53
6	21	2013	6	16	10598	8.63	82	122815	6343	4255	59.85	40.15
8	12	2013	2	17	10591	8.62	83	122815	6623	3968	62.53	37.47
8	19	2013	2	17	10586	8.62	84	122815	6740	3846	63.67	36.33
7	18	2013	5	18	10585	8.62	85	122815	6767	3818	63.93	36.07
8	15	2013	5	17	10578	8.61	86	122815	6577	4001	62.18	37.82
5	1	2013	4	18	10574	8.61	87	122815	6716	3858	63.51	36.49
5	23	2013	5	17	10564	8.60	88	122815	6759	3805	63.98	36.02
7	10	2013	4	18	10561	8.60	89	122815	6623	3938	62.71	37.29
7	2	2013	3	17	10558	8.60	90	122815	6542	4016	61.96	38.04
5	2	2013	5	17	10557	8.60	91	122815	6749	3808	63.93	36.07
7	29	2013	2	18	10552	8.59	92	122815	6696	3856	63.46	36.54
8	5	2013	2	17	10552	8.59	93	122815	6434	4118	60.97	39.03
6	25	2013	3	17	10549	8.59	94	122815	6570	3979	62.28	37.72

MO	DY	YR	DAY OF WK	HR	HR VOL	PERCENT OF AADT	HOUR NUMBER	AADT	EAST VOLUME	WEST VOLUME	PERCENT EAST IS OF TOTAL VOLUME	PERCENT WEST IS OF TOTAL VOLUME
7	10	2013	4	17	10542	8.58	95	122815	6536	4006	62.00	38.00
5	28	2013	3	17	10539	8.58	96	122815	6558	3981	62.23	37.77
7	3	2013	4	17	10538	8.58	97	122815	6420	4118	60.92	39.08
6	18	2013	3	17	10536	8.58	98	122815	6724	3812	63.82	36.18
5	17	2013	6	16	10532	8.58	99	122815	6427	4105	61.02	38.98
6	24	2013	2	18	10522	8.57	100	122815	6900	3622	65.58	34.42
8	16	2013	6	16	10492	8.54	101	122815	6209	4283	59.18	40.82
8	6	2013	3	17	10486	8.54	102	122815	6494	3992	61.93	38.07
6	17	2013	2	17	10482	8.53	103	122815	6633	3849	63.28	36.72
7	3	2013	4	16	10479	8.53	104	122815	6330	4149	60.41	39.59
7	30	2013	3	18	10473	8.53	105	122815	6853	3620	65.43	34.57
5	3	2013	6	18	10462	8.52	106	122815	6665	3797	63.71	36.29
7	24	2013	4	18	10461	8.52	107	122815	6651	3810	63.58	36.42
5	9	2013	5	17	10458	8.52	108	122815	6428	4030	61.46	38.54
7	16	2013	3	18	10450	8.51	109	122815	6826	3624	65.32	34.68
7	26	2013	6	18	10441	8.50	110	122815	6677	3764	63.95	36.05
7	3	2013	4	18	10437	8.50	111	122815	6608	3829	63.31	36.69
8	8	2013	5	18	10437	8.50	112	122815	6654	3783	63.75	36.25
7	29	2013	2	17	10435	8.50	113	122815	6513	3922	62.41	37.59
8	7	2013	4	18	10430	8.49	114	122815	6698	3732	64.22	35.78
5	29	2013	4	18	10429	8.49	115	122815	6814	3615	65.34	34.66
6	26	2013	4	17	10423	8.49	116	122815	6702	3721	64.30	35.70
5	8	2013	4	18	10421	8.49	117	122815	6646	3775	63.78	36.22
6	24	2013	2	17	10416	8.48	118	122815	6705	3711	64.37	35.63
7	9	2013	3	17	10411	8.48	119	122815	6514	3897	62.57	37.43
7	23	2013	3	17	10396	8.46	120	122815	6442	3954	61.97	38.03
6	18	2013	3	18	10387	8.46	121	122815	6704	3683	64.54	35.46
5	16	2013	5	17	10376	8.45	122	122815	6395	3981	61.63	38.37
7	24	2013	4	17	10372	8.45	123	122815	6451	3921	62.20	37.80
8	5	2013	2	18	10363	8.44	124	122815	6601	3762	63.70	36.30
7	22	2013	2	18	10355	8.43	125	122815	6608	3747	63.81	36.19
8	6	2013	3	18	10354	8.43	126	122815	6623	3731	63.97	36.03
6	13	2013	5	16	10348	8.43	127	122815	5875	4473	56.77	43.23
7	1	2013	2	17	10344	8.42	128	122815	6549	3795	63.31	36.69
8	30	2013	6	15	10344	8.42	129	122815	6228	4116	60.21	39.79
6	17	2013	2	18	10342	8.42	130	122815	6739	3603	65.16	34.84
7	30	2013	3	17	10335	8.42	131	122815	6452	3883	62.43	37.57
8	12	2013	2	18	10331	8.41	132	122815	6644	3687	64.31	35.69
5	24	2013	6	15	10329	8.41	133	122815	6279	4050	60.79	39.21
7	22	2013	2	17	10329	8.41	134	122815	6505	3824	62.98	37.02
8	1	2013	5	16	10327	8.41	135	122815	6187	4140	59.91	40.09

MO	DY	YR	DAY OF WK	HR	HR VOL	PERCENT OF AADT	HOUR NUMBER	AADT	EAST VOLUME	WEST VOLUME	PERCENT EAST IS OF TOTAL VOLUME	PERCENT WEST IS OF TOTAL VOLUME
8	20	2013	3	17	10322	8.40	136	122815	6496	3826	62.93	37.07
5	16	2013	5	18	10317	8.40	137	122815	6476	3841	62.77	37.23
8	26	2013	2	17	10311	8.40	138	122815	6469	3842	62.74	37.26
5	24	2013	6	18	10307	8.39	139	122815	6604	3703	64.07	35.93
7	9	2013	3	18	10299	8.39	140	122815	6524	3775	63.35	36.65
8	29	2013	5	17	10299	8.39	141	122815	6491	3808	63.03	36.97
5	9	2013	5	18	10279	8.37	142	122815	6500	3779	63.24	36.76
7	15	2013	2	17	10275	8.37	143	122815	6325	3950	61.56	38.44
6	20	2013	5	18	10270	8.36	144	122815	6569	3701	63.96	36.04
8	19	2013	2	18	10269	8.36	145	122815	6610	3659	64.37	35.63
5	15	2013	4	17	10257	8.35	146	122815	6426	3831	62.65	37.35
5	1	2013	4	17	10253	8.35	147	122815	6413	3840	62.55	37.45
7	2	2013	3	18	10238	8.34	148	122815	6632	3606	64.78	35.22
8	20	2013	3	18	10236	8.33	149	122815	6611	3625	64.59	35.41
7	15	2013	2	18	10231	8.33	150	122815	6580	3651	64.31	35.69
7	1	2013	2	18	10226	8.33	151	122815	6642	3584	64.95	35.05
7	26	2013	6	15	10222	8.32	152	122815	5999	4223	58.69	41.31
8	8	2013	5	16	10219	8.32	153	122815	6078	4141	59.48	40.52
7	11	2013	5	16	10217	8.32	154	122815	5946	4271	58.20	41.80
6	27	2013	5	16	10210	8.31	155	122815	6275	3935	61.46	38.54
5	20	2013	2	18	10191	8.30	156	122815	6570	3621	64.47	35.53
5	21	2013	3	17	10187	8.29	157	122815	6445	3742	63.27	36.73
8	22	2013	5	16	10186	8.29	158	122815	5933	4253	58.25	41.75
5	15	2013	4	18	10174	8.28	159	122815	6242	3932	61.35	38.65
5	7	2013	3	18	10163	8.28	160	122815	6592	3571	64.86	35.14
6	25	2013	3	18	10161	8.27	161	122815	6377	3784	62.76	37.24
7	23	2013	3	18	10159	8.27	162	122815	6426	3733	63.25	36.75
5	8	2013	4	17	10125	8.24	163	122815	6289	3836	62.11	37.89
5	29	2013	4	17	10112	8.23	164	122815	6314	3798	62.44	37.56
8	23	2013	6	15	10087	8.21	165	122815	5633	4454	55.84	44.16
7	18	2013	5	16	10082	8.21	166	122815	5914	4168	58.66	41.34
5	20	2013	2	17	10069	8.20	167	122815	6340	3729	62.97	37.03
5	6	2013	2	17	10068	8.20	168	122815	6301	3767	62.58	37.42
5	23	2013	5	19	10064	8.19	169	122815	6957	3107	69.13	30.87
7	31	2013	4	16	10054	8.19	170	122815	5929	4125	58.97	41.03
5	13	2013	2	18	10052	8.18	171	122815	6519	3533	64.85	35.15
7	19	2013	6	15	10051	8.18	172	122815	5607	4444	55.79	44.21
8	30	2013	6	18	10045	8.18	173	122815	6509	3536	64.80	35.20
5	14	2013	3	18	10033	8.17	174	122815	6371	3662	63.50	36.50
8	9	2013	6	15	10031	8.17	175	122815	5768	4263	57.50	42.50
7	25	2013	5	16	10017	8.16	176	122815	5939	4078	59.29	40.71

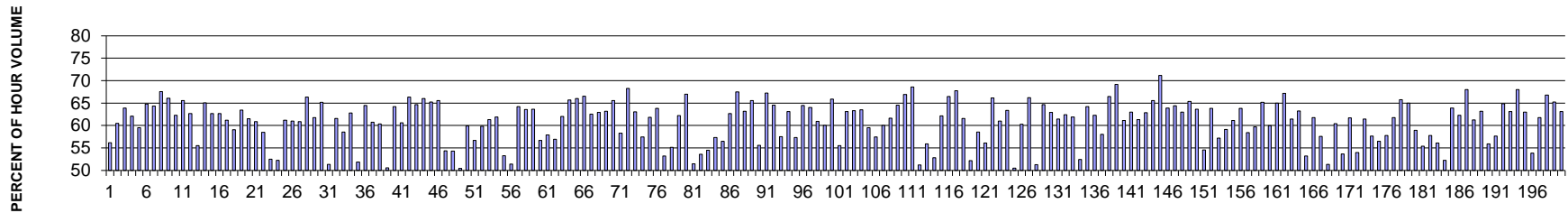
MO	DY	YR	DAY OF WK	HR	HR VOL	PERCENT OF AADT	HOUR NUMBER	AADT	EAST VOLUME	WEST VOLUME	PERCENT EAST IS OF TOTAL VOLUME	PERCENT WEST IS OF TOTAL VOLUME
7	25	2013	5	17	9985	8.13	177	122815	5928	4057	59.37	40.63
6	20	2013	5	17	9982	8.13	178	122815	6111	3871	61.22	38.78
5	28	2013	3	16	9970	8.12	179	122815	5666	4304	56.83	43.17
6	14	2013	6	15	9968	8.12	180	122815	5554	4414	55.72	44.28
8	29	2013	5	18	9968	8.12	181	122815	6126	3842	61.46	38.54
7	16	2013	3	16	9964	8.11	182	122815	5916	4048	59.37	40.63
8	2	2013	6	16	9960	8.11	183	122815	6094	3866	61.18	38.82
5	21	2013	3	18	9949	8.10	184	122815	6339	3610	63.71	36.29
5	23	2013	5	16	9947	8.10	185	122815	6054	3893	60.86	39.14
6	21	2013	6	15	9933	8.09	186	122815	5531	4402	55.68	44.32
8	5	2013	2	16	9929	8.08	187	122815	5470	4459	55.09	44.91
8	26	2013	2	18	9921	8.08	188	122815	6308	3613	63.58	36.42
7	12	2013	6	15	9919	8.08	189	122815	5608	4311	56.54	43.46
7	23	2013	3	16	9912	8.07	190	122815	5947	3965	60.00	40.00
8	28	2013	4	16	9879	8.04	191	122815	5882	3997	59.54	40.46
7	17	2013	4	16	9875	8.04	192	122815	5857	4018	59.31	40.69
8	29	2013	5	16	9871	8.04	193	122815	5713	4158	57.88	42.12
8	16	2013	6	15	9859	8.03	194	122815	5702	4157	57.84	42.16
7	10	2013	4	16	9849	8.02	195	122815	5775	4074	58.64	41.36
6	7	2013	6	19	9848	8.02	196	122815	6184	3664	62.79	37.21
5	30	2013	5	16	9846	8.02	197	122815	5919	3927	60.12	39.88
7	24	2013	4	16	9838	8.01	198	122815	5910	3928	60.07	39.93
6	15	2013	7	13	9824	8.00	199	122815	4964	4860	50.53	49.47
5	16	2013	5	16	9823	8.00	200	122815	5899	3924	60.05	39.95

**SR 090 MP 23.54 PRESTON ADC SITE S826
K FOR PEAK 200 HOURS OF 2013**



AADT= 58937 K 30 FACTOR= 10.02 K 100 FACTOR= 9.42 K 200 FACTOR= 8.80 D 30 FACTOR= 65.15

**SR 090 MP 23.54 PRESTON ADC SITE S826
D % IN THE PEAK 200 HOURS OF 2013**



MO	DY	YR	DAY OF WK	HR	HR VOL	PERCENT OF AADT	HOUR NUMBER	AADT	EAST VOLUME	WEST VOLUME	PERCENT EAST IS OF TOTAL VOLUME	PERCENT WEST IS OF TOTAL VOLUME
6	21	2013	6	17	7073	12.00	1	58937	3971	3102	56.14	43.86
8	23	2013	6	17	6517	11.06	2	58937	3943	2574	60.50	39.50
8	30	2013	6	16	6427	10.90	3	58937	4107	2320	63.90	36.10
8	16	2013	6	17	6399	10.86	4	58937	3971	2428	62.06	37.94
7	19	2013	6	17	6364	10.80	5	58937	3789	2575	59.54	40.46
6	14	2013	6	17	6247	10.60	6	58937	4046	2201	64.77	35.23
8	30	2013	6	17	6227	10.57	7	58937	4005	2222	64.32	35.68
5	24	2013	6	17	6223	10.56	8	58937	4206	2017	67.59	32.41
5	24	2013	6	16	6219	10.55	9	58937	4108	2111	66.06	33.94
8	9	2013	6	17	6206	10.53	10	58937	3864	2342	62.26	37.74
7	21	2013	1	17	6194	10.51	11	58937	2135	4059	34.47	65.53
2	15	2013	6	17	6189	10.50	12	58937	3878	2311	62.66	37.34

MO	DY	YR	DAY OF WK	HR	HR VOL	PERCENT OF AADT	HOUR NUMBER	AADT	EAST VOLUME	WEST VOLUME	PERCENT EAST IS OF TOTAL VOLUME	PERCENT WEST IS OF TOTAL VOLUME
8	18	2013	1	15	6188	10.50	13	58937	2753	3435	44.49	55.51
6	28	2013	6	17	6181	10.49	14	58937	4020	2161	65.04	34.96
7	26	2013	6	17	6140	10.42	15	58937	3849	2291	62.69	37.31
7	12	2013	6	17	6123	10.39	16	58937	3837	2286	62.67	37.33
6	21	2013	6	18	6079	10.31	17	58937	3719	2360	61.18	38.82
7	19	2013	6	16	6051	10.27	18	58937	3573	2478	59.05	40.95
8	16	2013	6	18	6051	10.27	19	58937	3840	2211	63.46	36.54
8	25	2013	1	17	6044	10.26	20	58937	2325	3719	38.47	61.53
7	19	2013	6	18	6023	10.22	21	58937	3666	2357	60.87	39.13
8	18	2013	1	16	5981	10.15	22	58937	2482	3499	41.50	58.50
7	28	2013	1	15	5966	10.12	23	58937	2835	3131	47.52	52.48
8	18	2013	1	14	5946	10.09	24	58937	2840	3106	47.76	52.24
8	9	2013	6	16	5934	10.07	25	58937	3632	2302	61.21	38.79
8	16	2013	6	16	5931	10.06	26	58937	3618	2313	61.00	39.00
8	23	2013	6	18	5928	10.06	27	58937	3607	2321	60.85	39.15
5	10	2013	6	17	5916	10.04	28	58937	3926	1990	66.36	33.64
7	26	2013	6	16	5911	10.03	29	58937	3651	2260	61.77	38.23
6	14	2013	6	18	5905	10.02	30	58937	3847	2058	65.15	34.85
7	28	2013	1	14	5904	10.02	31	58937	2872	3032	48.64	51.36
6	28	2013	6	16	5897	10.01	32	58937	3629	2268	61.54	38.46
8	23	2013	6	16	5893	10.00	33	58937	3451	2442	58.56	41.44
2	15	2013	6	18	5891	10.00	34	58937	3699	2192	62.79	37.21
8	18	2013	1	13	5891	10.00	35	58937	3055	2836	51.86	48.14
6	7	2013	6	17	5888	9.99	36	58937	3797	2091	64.49	35.51
8	18	2013	1	17	5888	9.99	37	58937	2311	3577	39.25	60.75
6	16	2013	1	16	5878	9.97	38	58937	2332	3546	39.67	60.33
8	25	2013	1	13	5865	9.95	39	58937	2964	2901	50.54	49.46
7	12	2013	6	18	5862	9.95	40	58937	3765	2097	64.23	35.77
8	25	2013	1	16	5861	9.94	41	58937	2308	3553	39.38	60.62
5	17	2013	6	17	5846	9.92	42	58937	3878	1968	66.34	33.66
6	16	2013	1	17	5845	9.92	43	58937	2066	3779	35.35	64.65
5	3	2013	6	17	5836	9.90	44	58937	3854	1982	66.04	33.96
6	27	2013	5	18	5830	9.89	45	58937	3804	2026	65.25	34.75
5	24	2013	6	15	5829	9.89	46	58937	3822	2007	65.57	34.43
7	21	2013	1	14	5822	9.88	47	58937	2658	3164	45.65	54.35
7	21	2013	1	15	5820	9.87	48	58937	2661	3159	45.72	54.28
7	28	2013	1	13	5816	9.87	49	58937	2884	2932	49.59	50.41
7	28	2013	1	17	5815	9.87	50	58937	2333	3482	40.12	59.88
6	30	2013	1	13	5813	9.86	51	58937	2518	3295	43.32	56.68
7	18	2013	5	17	5813	9.86	52	58937	3477	2336	59.81	40.19
6	21	2013	6	16	5807	9.85	53	58937	3559	2248	61.29	38.71


MO	DY	YR	DAY OF WK	HR	HR VOL	PERCENT OF AADT	HOUR NUMBER	AADT	EAST VOLUME	WEST VOLUME	PERCENT EAST IS OF TOTAL VOLUME	PERCENT WEST IS OF TOTAL VOLUME
8	15	2013	5	18	5807	9.85	54	58937	3593	2214	61.87	38.13
8	25	2013	1	14	5803	9.85	55	58937	2713	3090	46.75	53.25
8	11	2013	1	14	5795	9.83	56	58937	2818	2977	48.63	51.37
8	9	2013	6	18	5789	9.82	57	58937	3718	2071	64.23	35.77
8	30	2013	6	15	5787	9.82	58	58937	3678	2109	63.56	36.44
3	29	2013	6	17	5774	9.80	59	58937	3673	2101	63.61	36.39
7	28	2013	1	16	5774	9.80	60	58937	2501	3273	43.31	56.69
8	11	2013	1	16	5772	9.79	61	58937	2431	3341	42.12	57.88
8	25	2013	1	15	5760	9.77	62	58937	2481	3279	43.07	56.93
7	14	2013	1	17	5750	9.76	63	58937	2182	3568	37.95	62.05
8	25	2013	1	18	5748	9.75	64	58937	1971	3777	34.29	65.71
6	28	2013	6	18	5742	9.74	65	58937	3791	1951	66.02	33.98
5	31	2013	6	17	5735	9.73	66	58937	3816	1919	66.54	33.46
8	22	2013	5	18	5722	9.71	67	58937	3578	2144	62.53	37.47
7	18	2013	5	18	5720	9.71	68	58937	3600	2120	62.94	37.06
7	26	2013	6	18	5718	9.70	69	58937	3611	2107	63.15	36.85
4	26	2013	6	17	5715	9.70	70	58937	3747	1968	65.56	34.44
7	12	2013	6	16	5715	9.70	71	58937	3330	2385	58.27	41.73
6	27	2013	5	17	5711	9.69	72	58937	3900	1811	68.29	31.71
3	8	2013	6	17	5708	9.68	73	58937	3598	2110	63.03	36.97
7	7	2013	1	15	5706	9.68	74	58937	2429	3277	42.57	57.43
8	22	2013	5	17	5695	9.66	75	58937	3521	2174	61.83	38.17
8	8	2013	5	17	5689	9.65	76	58937	3632	2057	63.84	36.16
7	7	2013	1	13	5684	9.64	77	58937	2662	3022	46.83	53.17
6	16	2013	1	15	5678	9.63	78	58937	2547	3131	44.86	55.14
6	7	2013	6	16	5674	9.63	79	58937	3529	2145	62.20	37.80
8	30	2013	6	18	5666	9.61	80	58937	3796	1870	67.00	33.00
7	21	2013	1	13	5663	9.61	81	58937	2748	2915	48.53	51.47
7	7	2013	1	14	5634	9.56	82	58937	2615	3019	46.41	53.59
8	11	2013	1	15	5634	9.56	83	58937	2565	3069	45.53	54.47
6	30	2013	1	15	5628	9.55	84	58937	2404	3224	42.71	57.29
8	25	2013	1	12	5628	9.55	85	58937	3179	2449	56.49	43.51
6	14	2013	6	16	5617	9.53	86	58937	3520	2097	62.67	37.33
7	21	2013	1	18	5601	9.50	87	58937	1820	3781	32.49	67.51
3	8	2013	6	18	5597	9.50	88	58937	3537	2060	63.19	36.81
5	5	2013	1	17	5589	9.48	89	58937	1923	3666	34.41	65.59
6	30	2013	1	14	5578	9.46	90	58937	2476	3102	44.39	55.61
2	8	2013	6	17	5576	9.46	91	58937	3748	1828	67.22	32.78
7	3	2013	4	17	5572	9.45	92	58937	3597	1975	64.55	35.45
7	20	2013	7	14	5569	9.45	93	58937	3202	2367	57.50	42.50
7	3	2013	4	16	5565	9.44	94	58937	3511	2054	63.09	36.91

MO	DY	YR	DAY OF WK	HR	HR VOL	PERCENT OF AADT	HOUR NUMBER	AADT	EAST VOLUME	WEST VOLUME	PERCENT EAST IS OF TOTAL VOLUME	PERCENT WEST IS OF TOTAL VOLUME
8	31	2013	7	13	5560	9.43	95	58937	3187	2373	57.32	42.68
3	15	2013	6	17	5559	9.43	96	58937	3582	1977	64.44	35.56
5	10	2013	6	18	5558	9.43	97	58937	3559	1999	64.03	35.97
8	21	2013	4	18	5555	9.43	98	58937	3384	2171	60.92	39.08
2	15	2013	6	16	5551	9.42	99	58937	3331	2220	60.01	39.99
7	11	2013	5	18	5551	9.42	100	58937	3656	1895	65.86	34.14
7	19	2013	6	15	5543	9.40	101	58937	3076	2467	55.49	44.51
7	11	2013	5	17	5541	9.40	102	58937	3497	2044	63.11	36.89
5	10	2013	6	16	5537	9.39	103	58937	3505	2032	63.30	36.70
8	8	2013	5	18	5536	9.39	104	58937	3515	2021	63.49	36.51
7	14	2013	1	16	5534	9.39	105	58937	2242	3292	40.51	59.49
8	11	2013	1	17	5530	9.38	106	58937	2353	3177	42.55	57.45
7	26	2013	6	15	5527	9.38	107	58937	3317	2210	60.01	39.99
8	31	2013	7	12	5523	9.37	108	58937	3403	2120	61.62	38.38
2	10	2013	1	16	5522	9.37	109	58937	1958	3564	35.46	64.54
5	17	2013	6	18	5522	9.37	110	58937	3694	1828	66.90	33.10
5	24	2013	6	18	5514	9.36	111	58937	3781	1733	68.57	31.43
8	11	2013	1	13	5512	9.35	112	58937	2821	2691	51.18	48.82
7	14	2013	1	15	5505	9.34	113	58937	2428	3077	44.11	55.89
6	30	2013	1	12	5501	9.33	114	58937	2596	2905	47.19	52.81
8	15	2013	5	17	5500	9.33	115	58937	3420	2080	62.18	37.82
7	3	2013	4	18	5497	9.33	116	58937	3655	1842	66.49	33.51
5	31	2013	6	18	5491	9.32	117	58937	3721	1770	67.77	32.23
7	25	2013	5	17	5479	9.30	118	58937	3374	2105	61.58	38.42
6	16	2013	1	14	5477	9.29	119	58937	2620	2857	47.84	52.16
8	16	2013	6	15	5470	9.28	120	58937	3204	2266	58.57	41.43
3	21	2013	5	18	5469	9.28	121	58937	3068	2401	56.10	43.90
2	1	2013	6	17	5467	9.28	122	58937	3617	1850	66.16	33.84
6	28	2013	6	15	5465	9.27	123	58937	3335	2130	61.02	38.98
3	29	2013	6	18	5460	9.26	124	58937	3461	1999	63.39	36.61
7	14	2013	1	14	5459	9.26	125	58937	2704	2755	49.53	50.47
7	7	2013	1	16	5457	9.26	126	58937	2166	3291	39.69	60.31
5	3	2013	6	18	5454	9.25	127	58937	3610	1844	66.19	33.81
2	18	2013	2	17	5453	9.25	128	58937	2658	2795	48.74	51.26
6	7	2013	6	18	5451	9.25	129	58937	3525	1926	64.67	35.33
5	5	2013	1	16	5449	9.25	130	58937	2019	3430	37.05	62.95
7	28	2013	1	18	5449	9.25	131	58937	2103	3346	38.59	61.41
6	19	2013	4	17	5446	9.24	132	58937	3398	2048	62.39	37.61
6	30	2013	1	16	5446	9.24	133	58937	2075	3371	38.10	61.90
7	28	2013	1	12	5445	9.24	134	58937	2856	2589	52.45	47.55
5	3	2013	6	16	5442	9.23	135	58937	3495	1947	64.22	35.78

MO	DY	YR	DAY OF WK	HR	HR VOL	PERCENT OF AADT	HOUR NUMBER	AADT	EAST VOLUME	WEST VOLUME	PERCENT EAST IS OF TOTAL VOLUME	PERCENT WEST IS OF TOTAL VOLUME
8	18	2013	1	18	5439	9.23	136	58937	2052	3387	37.73	62.27
8	9	2013	6	15	5431	9.21	137	58937	3152	2279	58.04	41.96
2	10	2013	1	17	5430	9.21	138	58937	1820	3610	33.52	66.48
5	23	2013	5	18	5429	9.21	139	58937	3757	1672	69.20	30.80
8	14	2013	4	18	5428	9.21	140	58937	3319	2109	61.15	38.85
8	28	2013	4	18	5426	9.21	141	58937	3419	2007	63.01	36.99
8	21	2013	4	17	5421	9.20	142	58937	3322	2099	61.28	38.72
8	30	2013	6	14	5419	9.19	143	58937	3406	2013	62.85	37.15
12	13	2013	6	17	5414	9.19	144	58937	3549	1865	65.55	34.45
5	23	2013	5	17	5412	9.18	145	58937	3852	1560	71.18	28.82
4	26	2013	6	18	5407	9.17	146	58937	3455	1952	63.90	36.10
6	20	2013	5	18	5399	9.16	147	58937	3476	1923	64.38	35.62
7	25	2013	5	18	5396	9.16	148	58937	3399	1997	62.99	37.01
6	13	2013	5	17	5395	9.15	149	58937	3528	1867	65.39	34.61
7	7	2013	1	17	5393	9.15	150	58937	1962	3431	36.38	63.62
8	23	2013	6	15	5393	9.15	151	58937	2941	2452	54.53	45.47
6	13	2013	5	18	5375	9.12	152	58937	3430	1945	63.81	36.19
7	20	2013	7	13	5374	9.12	153	58937	3074	2300	57.20	42.80
5	5	2013	1	15	5371	9.11	154	58937	2195	3176	40.87	59.13
3	3	2013	1	16	5357	9.09	155	58937	2083	3274	38.88	61.12
6	30	2013	1	17	5352	9.08	156	58937	1936	3416	36.17	63.83
8	18	2013	1	12	5347	9.07	157	58937	3125	2222	58.44	41.56
3	29	2013	6	16	5345	9.07	158	58937	3190	2155	59.68	40.32
5	24	2013	6	14	5344	9.07	159	58937	3484	1860	65.19	34.81
6	9	2013	1	17	5343	9.07	160	58937	2139	3204	40.03	59.97
4	19	2013	6	17	5340	9.06	161	58937	3470	1870	64.98	35.02
4	5	2013	6	17	5337	9.06	162	58937	3586	1751	67.19	32.81
4	26	2013	6	16	5329	9.04	163	58937	3276	2053	61.47	38.53
7	10	2013	4	17	5312	9.01	164	58937	3358	1954	63.22	36.78
6	16	2013	1	13	5309	9.01	165	58937	2825	2484	53.21	46.79
8	14	2013	4	17	5309	9.01	166	58937	3280	2029	61.78	38.22
7	21	2013	1	16	5306	9.00	167	58937	2252	3054	42.44	57.56
2	18	2013	2	16	5298	8.99	168	58937	2579	2719	48.68	51.32
8	29	2013	5	18	5295	8.98	169	58937	3197	2098	60.38	39.62
8	17	2013	7	13	5293	8.98	170	58937	2841	2452	53.67	46.33
8	12	2013	2	17	5291	8.98	171	58937	3265	2026	61.71	38.29
8	31	2013	7	14	5287	8.97	172	58937	2853	2434	53.96	46.04
8	19	2013	2	17	5284	8.97	173	58937	3245	2039	61.41	38.59
8	24	2013	7	13	5283	8.96	174	58937	3044	2239	57.62	42.38
5	27	2013	2	13	5278	8.96	175	58937	2296	2982	43.50	56.50
6	15	2013	7	12	5275	8.95	176	58937	3046	2229	57.74	42.26

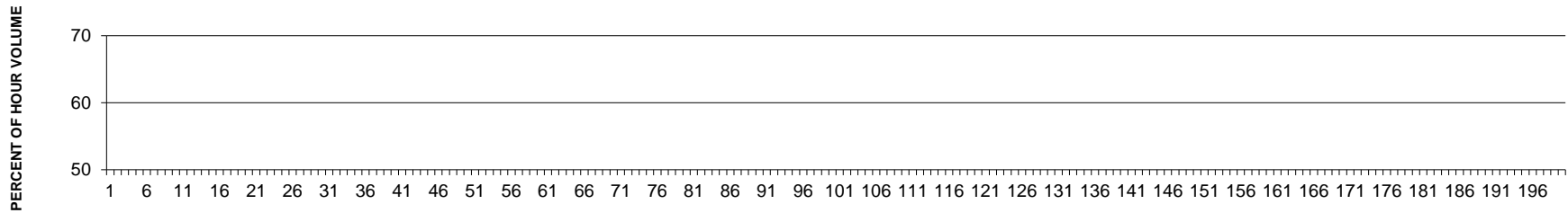
MO	DY	YR	DAY OF WK	HR	HR VOL	PERCENT OF AADT	HOUR NUMBER	AADT	EAST VOLUME	WEST VOLUME	PERCENT EAST IS OF TOTAL VOLUME	PERCENT WEST IS OF TOTAL VOLUME
8	24	2013	7	12	5265	8.93	177	58937	3252	2013	61.77	38.23
3	15	2013	6	18	5260	8.92	178	58937	3459	1801	65.76	34.24
6	6	2013	5	17	5257	8.92	179	58937	3417	1840	65.00	35.00
7	27	2013	7	12	5254	8.91	180	58937	3098	2156	58.96	41.04
6	15	2013	7	13	5250	8.91	181	58937	2909	2341	55.41	44.59
3	9	2013	7	16	5246	8.90	182	58937	2216	3030	42.24	57.76
7	12	2013	6	15	5226	8.87	183	58937	2933	2293	56.12	43.88
7	20	2013	7	15	5225	8.87	184	58937	2729	2496	52.23	47.77
7	10	2013	4	18	5224	8.86	185	58937	3338	1886	63.90	36.10
7	16	2013	3	17	5224	8.86	186	58937	3254	1970	62.29	37.71
3	1	2013	6	18	5222	8.86	187	58937	3552	1670	68.02	31.98
7	14	2013	1	18	5219	8.86	188	58937	2023	3196	38.76	61.24
7	24	2013	4	17	5219	8.86	189	58937	3296	1923	63.15	36.85
3	3	2013	1	15	5218	8.85	190	58937	2300	2918	44.08	55.92
5	12	2013	1	17	5218	8.85	191	58937	2209	3009	42.33	57.67
7	17	2013	4	17	5218	8.85	192	58937	3385	1833	64.87	35.13
3	9	2013	7	17	5216	8.85	193	58937	1924	3292	36.89	63.11
3	1	2013	6	17	5213	8.85	194	58937	3545	1668	68.00	32.00
3	3	2013	1	17	5211	8.84	195	58937	1930	3281	37.04	62.96
6	15	2013	7	14	5204	8.83	196	58937	2803	2401	53.86	46.14
7	8	2013	2	17	5195	8.81	197	58937	3210	1985	61.79	38.21
6	26	2013	4	17	5191	8.81	198	58937	3468	1723	66.81	33.19
8	28	2013	4	17	5190	8.81	199	58937	3386	1804	65.24	34.76
6	27	2013	5	16	5188	8.80	200	58937	3275	1913	63.13	36.87

SR 005 MP 136.80 FIFE ADC SITE S837
K FOR PEAK 200 HOURS OF 2013

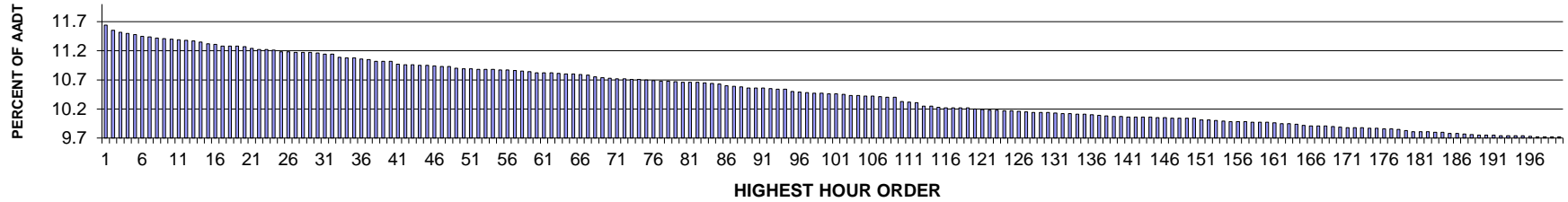


AADT= 0 K 30 FACTOR= 0.00 K 100 FACTOR= 0.00 K 200 FACTOR= 0.00 D 30 FACTOR= 0.00

SR 005 MP 136.80 FIFE ADC SITE S837
D % IN THE PEAK 200 HOURS OF 2013

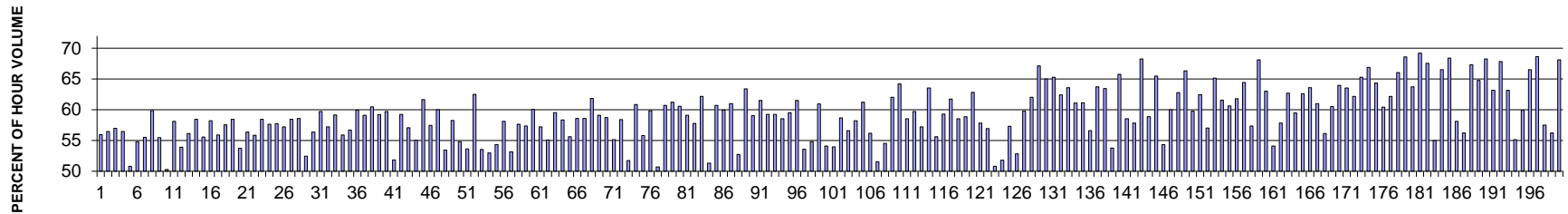


**SR 018 MP 27.62 ECHO GLEN ADC SITE S838
K FOR PEAK 200 HOURS OF 2013**



AADT= 23077 K 30 FACTOR= 11.16 K 100 FACTOR= 10.46 K 200 FACTOR= 9.72 D 30 FACTOR= 56.37

**SR 018 MP 27.62 ECHO GLEN ADC SITE S838
D % IN THE PEAK 200 HOURS OF 2013**



MO	DY	YR	DAY OF WK	HR	HR VOL	PERCENT OF AADT	HOUR NUMBER	AADT	EAST VOLUME	WEST VOLUME	PERCENT EAST IS OF TOTAL VOLUME	PERCENT WEST IS OF TOTAL VOLUME
5	17	2013	6	17	2686	11.64	1	23077	1184	1502	44.08	55.92
8	16	2013	6	18	2665	11.55	2	23077	1161	1504	43.56	56.44
6	7	2013	6	17	2659	11.52	3	23077	1144	1515	43.02	56.98
6	14	2013	6	17	2654	11.50	4	23077	1156	1498	43.56	56.44
5	24	2013	6	17	2650	11.48	5	23077	1346	1304	50.79	49.21
8	30	2013	6	17	2643	11.45	6	23077	1195	1448	45.21	54.79
10	11	2013	6	18	2640	11.44	7	23077	1175	1465	44.51	55.49
5	10	2013	6	17	2636	11.42	8	23077	1058	1578	40.14	59.86
8	16	2013	6	16	2632	11.41	9	23077	1172	1460	44.53	55.47
5	24	2013	6	16	2631	11.40	10	23077	1309	1322	49.75	50.25
9	20	2013	6	17	2628	11.39	11	23077	1101	1527	41.89	58.11
8	30	2013	6	16	2627	11.38	12	23077	1211	1416	46.10	53.90

MO	DY	YR	DAY OF WK	HR	HR VOL	PERCENT OF AADT	HOUR NUMBER	AADT	EAST VOLUME	WEST VOLUME	PERCENT EAST IS OF TOTAL VOLUME	PERCENT WEST IS OF TOTAL VOLUME
8	16	2013	6	17	2625	11.37	13	23077	1152	1473	43.89	56.11
9	13	2013	6	17	2620	11.35	14	23077	1089	1531	41.56	58.44
6	7	2013	6	16	2613	11.32	15	23077	1161	1452	44.43	55.57
8	23	2013	6	17	2611	11.31	16	23077	1091	1520	41.78	58.22
6	14	2013	6	18	2603	11.28	17	23077	1148	1455	44.10	55.90
6	14	2013	6	16	2602	11.28	18	23077	1105	1497	42.47	57.53
9	13	2013	6	18	2602	11.28	19	23077	1082	1520	41.58	58.42
10	11	2013	6	16	2601	11.27	20	23077	1204	1397	46.29	53.71
7	26	2013	6	16	2594	11.24	21	23077	1132	1462	43.64	56.36
10	11	2013	6	17	2590	11.22	22	23077	1144	1446	44.17	55.83
10	18	2013	6	17	2589	11.22	23	23077	1076	1513	41.56	58.44
8	23	2013	6	16	2587	11.21	24	23077	1096	1491	42.37	57.63
7	26	2013	6	17	2581	11.18	25	23077	1091	1490	42.27	57.73
11	27	2013	4	16	2580	11.18	26	23077	1104	1476	42.79	57.21
5	3	2013	6	17	2577	11.17	27	23077	1071	1506	41.56	58.44
8	9	2013	6	17	2577	11.17	28	23077	1068	1509	41.44	58.56
8	11	2013	1	14	2577	11.17	29	23077	1226	1351	47.57	52.43
11	27	2013	4	15	2576	11.16	30	23077	1124	1452	43.63	56.37
4	26	2013	6	17	2571	11.14	31	23077	1036	1535	40.30	59.70
8	23	2013	6	18	2570	11.14	32	23077	1100	1470	42.80	57.20
10	4	2013	6	18	2560	11.09	33	23077	1046	1514	40.86	59.14
6	28	2013	6	16	2558	11.08	34	23077	1128	1430	44.10	55.90
7	19	2013	6	18	2556	11.08	35	23077	1107	1449	43.31	56.69
10	4	2013	6	16	2553	11.06	36	23077	1022	1531	40.03	59.97
7	12	2013	6	18	2549	11.05	37	23077	1043	1506	40.92	59.08
2	15	2013	6	17	2544	11.02	38	23077	1006	1538	39.54	60.46
9	20	2013	6	18	2544	11.02	39	23077	1038	1506	40.80	59.20
8	9	2013	6	16	2542	11.02	40	23077	1024	1518	40.28	59.72
8	30	2013	6	15	2532	10.97	41	23077	1220	1312	48.18	51.82
7	12	2013	6	17	2530	10.96	42	23077	1031	1499	40.75	59.25
8	2	2013	6	18	2530	10.96	43	23077	1086	1444	42.92	57.08
7	7	2013	1	14	2528	10.95	44	23077	1136	1392	44.94	55.06
10	25	2013	6	17	2526	10.95	45	23077	969	1557	38.36	61.64
9	13	2013	6	16	2524	10.94	46	23077	1074	1450	42.55	57.45
6	21	2013	6	17	2522	10.93	47	23077	1009	1513	40.01	59.99
8	18	2013	1	15	2522	10.93	48	23077	1175	1347	46.59	53.41
10	18	2013	6	16	2515	10.90	49	23077	1050	1465	41.75	58.25
8	4	2013	1	15	2514	10.89	50	23077	1136	1378	45.19	54.81
8	2	2013	6	16	2513	10.89	51	23077	1166	1347	46.40	53.60
3	29	2013	6	17	2511	10.88	52	23077	942	1569	37.51	62.49
8	16	2013	6	15	2510	10.88	53	23077	1167	1343	46.49	53.51

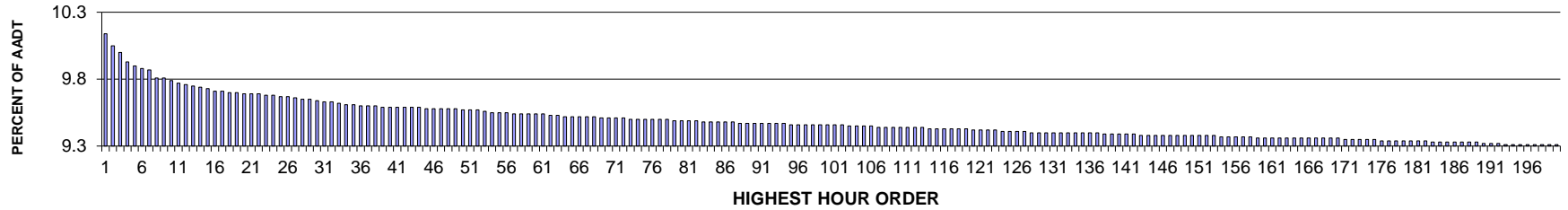
MO	DY	YR	DAY OF WK	HR	HR VOL	PERCENT OF AADT	HOUR NUMBER	AADT	EAST VOLUME	WEST VOLUME	PERCENT EAST IS OF TOTAL VOLUME	PERCENT WEST IS OF TOTAL VOLUME
8	18	2013	1	14	2510	10.88	54	23077	1181	1329	47.05	52.95
8	9	2013	6	15	2509	10.87	55	23077	1146	1363	45.68	54.32
7	3	2013	4	17	2508	10.87	56	23077	1051	1457	41.91	58.09
8	2	2013	6	15	2507	10.86	57	23077	1175	1332	46.87	53.13
8	9	2013	6	18	2503	10.85	58	23077	1060	1443	42.35	57.65
5	10	2013	6	18	2501	10.84	59	23077	1067	1434	42.66	57.34
2	15	2013	6	16	2498	10.82	60	23077	998	1500	39.95	60.05
6	7	2013	6	18	2496	10.82	61	23077	1068	1428	42.79	57.21
7	18	2013	5	17	2496	10.82	62	23077	1121	1375	44.91	55.09
9	20	2013	6	16	2495	10.81	63	23077	1010	1485	40.48	59.52
5	3	2013	6	16	2493	10.80	64	23077	1039	1454	41.68	58.32
8	2	2013	6	17	2492	10.80	65	23077	1106	1386	44.38	55.62
7	19	2013	6	16	2489	10.79	66	23077	1031	1458	41.42	58.58
6	28	2013	6	17	2488	10.78	67	23077	1031	1457	41.44	58.56
5	31	2013	6	17	2481	10.75	68	23077	947	1534	38.17	61.83
10	18	2013	6	18	2478	10.74	69	23077	1013	1465	40.88	59.12
7	19	2013	6	17	2477	10.73	70	23077	1023	1454	41.30	58.70
7	14	2013	1	15	2475	10.72	71	23077	1111	1364	44.89	55.11
6	28	2013	6	18	2473	10.72	72	23077	1029	1444	41.61	58.39
8	30	2013	6	18	2471	10.71	73	23077	1193	1278	48.28	51.72
9	12	2013	5	17	2471	10.71	74	23077	968	1503	39.17	60.83
5	24	2013	6	18	2469	10.70	75	23077	1378	1091	55.81	44.19
5	23	2013	5	18	2468	10.69	76	23077	991	1477	40.15	59.85
5	24	2013	6	15	2465	10.68	77	23077	1250	1215	50.71	49.29
2	15	2013	6	18	2464	10.68	78	23077	968	1496	39.29	60.71
10	4	2013	6	17	2463	10.67	79	23077	955	1508	38.77	61.23
7	12	2013	6	16	2460	10.66	80	23077	970	1490	39.43	60.57
5	3	2013	6	18	2459	10.66	81	23077	1006	1453	40.91	59.09
7	26	2013	6	18	2459	10.66	82	23077	1038	1421	42.21	57.79
8	1	2013	5	18	2457	10.65	83	23077	930	1527	37.85	62.15
8	18	2013	1	13	2456	10.64	84	23077	1260	1196	51.30	48.70
8	1	2013	5	17	2453	10.63	85	23077	964	1489	39.30	60.70
7	3	2013	4	16	2447	10.60	86	23077	980	1467	40.05	59.95
5	10	2013	6	16	2444	10.59	87	23077	954	1490	39.03	60.97
8	11	2013	1	15	2442	10.58	88	23077	1155	1287	47.30	52.70
8	8	2013	5	17	2438	10.56	89	23077	892	1546	36.59	63.41
6	21	2013	6	18	2437	10.56	90	23077	998	1439	40.95	59.05
11	8	2013	6	16	2437	10.56	91	23077	938	1499	38.49	61.51
7	3	2013	4	18	2435	10.55	92	23077	992	1443	40.74	59.26
9	27	2013	6	17	2433	10.54	93	23077	992	1441	40.77	59.23
11	27	2013	4	17	2432	10.54	94	23077	1008	1424	41.45	58.55

MO	DY	YR	DAY OF WK	HR	HR VOL	PERCENT OF AADT	HOUR NUMBER	AADT	EAST VOLUME	WEST VOLUME	PERCENT EAST IS OF TOTAL VOLUME	PERCENT WEST IS OF TOTAL VOLUME
9	27	2013	6	18	2422	10.50	95	23077	980	1442	40.46	59.54
8	8	2013	5	18	2420	10.49	96	23077	931	1489	38.47	61.53
7	14	2013	1	14	2418	10.48	97	23077	1123	1295	46.44	53.56
7	19	2013	6	15	2417	10.47	98	23077	1092	1325	45.18	54.82
9	6	2013	6	17	2416	10.47	99	23077	944	1472	39.07	60.93
7	26	2013	6	15	2414	10.46	100	23077	1108	1306	45.90	54.10
10	11	2013	6	15	2414	10.46	101	23077	1302	1112	53.94	46.06
5	17	2013	6	18	2412	10.45	102	23077	997	1415	41.33	58.67
7	7	2013	1	15	2408	10.43	103	23077	1045	1363	43.40	56.60
10	25	2013	6	16	2407	10.43	104	23077	1006	1401	41.79	58.21
3	29	2013	6	16	2404	10.42	105	23077	932	1472	38.77	61.23
8	18	2013	1	16	2404	10.42	106	23077	1054	1350	43.84	56.16
8	11	2013	1	13	2403	10.41	107	23077	1238	1165	51.52	48.48
8	4	2013	1	14	2399	10.40	108	23077	1091	1308	45.48	54.52
11	8	2013	6	17	2399	10.40	109	23077	911	1488	37.97	62.03
3	8	2013	6	17	2383	10.33	110	23077	853	1530	35.80	64.20
8	1	2013	5	16	2381	10.32	111	23077	987	1394	41.45	58.55
5	23	2013	5	17	2379	10.31	112	23077	959	1420	40.31	59.69
6	21	2013	6	16	2366	10.25	113	23077	1012	1354	42.77	57.23
11	1	2013	6	17	2365	10.25	114	23077	862	1503	36.45	63.55
7	21	2013	1	14	2360	10.23	115	23077	1048	1312	44.41	55.59
5	31	2013	6	18	2359	10.22	116	23077	960	1399	40.70	59.30
3	29	2013	6	18	2358	10.22	117	23077	902	1456	38.25	61.75
4	26	2013	6	18	2358	10.22	118	23077	978	1380	41.48	58.52
5	31	2013	6	16	2358	10.22	119	23077	970	1388	41.14	58.86
3	15	2013	6	17	2353	10.20	120	23077	875	1478	37.19	62.81
8	4	2013	1	16	2352	10.19	121	23077	992	1360	42.18	57.82
7	12	2013	6	15	2350	10.18	122	23077	1012	1338	43.06	56.94
7	21	2013	1	13	2350	10.18	123	23077	1157	1193	49.23	50.77
6	14	2013	6	15	2348	10.17	124	23077	1132	1216	48.21	51.79
8	11	2013	1	16	2348	10.17	125	23077	1003	1345	42.72	57.28
6	28	2013	6	15	2344	10.16	126	23077	1106	1238	47.18	52.82
8	11	2013	1	18	2342	10.15	127	23077	943	1399	40.26	59.74
3	1	2013	6	17	2340	10.14	128	23077	889	1451	37.99	62.01
9	26	2013	5	17	2340	10.14	129	23077	769	1571	32.86	67.14
7	11	2013	5	18	2339	10.14	130	23077	819	1520	35.01	64.99
2	1	2013	6	17	2338	10.13	131	23077	812	1526	34.73	65.27
4	19	2013	6	17	2336	10.12	132	23077	878	1458	37.59	62.41
3	8	2013	6	18	2335	10.12	133	23077	850	1485	36.40	63.60
8	18	2013	1	17	2333	10.11	134	23077	908	1425	38.92	61.08
9	6	2013	6	16	2333	10.11	135	23077	907	1426	38.88	61.12

MO	DY	YR	DAY OF WK	HR	HR VOL	PERCENT OF AADT	HOUR NUMBER	AADT	EAST VOLUME	WEST VOLUME	PERCENT EAST IS OF TOTAL VOLUME	PERCENT WEST IS OF TOTAL VOLUME
8	30	2013	6	14	2330	10.10	136	23077	1319	1011	56.61	43.39
6	27	2013	5	17	2329	10.09	137	23077	845	1484	36.28	63.72
7	25	2013	5	16	2327	10.08	138	23077	851	1476	36.57	63.43
8	25	2013	1	14	2325	10.07	139	23077	1075	1250	46.24	53.76
10	10	2013	5	17	2325	10.07	140	23077	796	1529	34.24	65.76
7	14	2013	1	16	2322	10.06	141	23077	963	1359	41.47	58.53
9	27	2013	6	16	2322	10.06	142	23077	980	1342	42.20	57.80
7	10	2013	4	17	2321	10.06	143	23077	737	1584	31.75	68.25
8	4	2013	1	17	2321	10.06	144	23077	955	1366	41.15	58.85
6	13	2013	5	17	2319	10.05	145	23077	801	1518	34.54	65.46
8	23	2013	6	15	2319	10.05	146	23077	1059	1260	45.67	54.33
4	5	2013	6	17	2318	10.04	147	23077	927	1391	39.99	60.01
8	8	2013	5	16	2318	10.04	148	23077	863	1455	37.23	62.77
9	19	2013	5	17	2318	10.04	149	23077	781	1537	33.69	66.31
11	27	2013	4	18	2317	10.04	150	23077	932	1385	40.22	59.78
7	25	2013	5	18	2310	10.01	151	23077	867	1443	37.53	62.47
9	6	2013	6	18	2310	10.01	152	23077	993	1317	42.99	57.01
7	11	2013	5	17	2308	10.00	153	23077	804	1504	34.84	65.16
10	11	2013	6	14	2305	9.99	154	23077	1419	886	61.56	38.44
8	25	2013	1	15	2304	9.98	155	23077	908	1396	39.41	60.59
6	16	2013	1	16	2303	9.98	156	23077	880	1423	38.21	61.79
6	27	2013	5	18	2302	9.98	157	23077	819	1483	35.58	64.42
7	14	2013	1	17	2301	9.97	158	23077	981	1320	42.63	57.37
8	28	2013	4	18	2300	9.97	159	23077	733	1567	31.87	68.13
8	29	2013	5	16	2300	9.97	160	23077	850	1450	36.96	63.04
8	25	2013	1	13	2298	9.96	161	23077	1055	1243	45.91	54.09
7	21	2013	1	15	2297	9.95	162	23077	969	1328	42.19	57.81
9	19	2013	5	16	2296	9.95	163	23077	857	1439	37.33	62.67
4	26	2013	6	16	2294	9.94	164	23077	930	1364	40.54	59.46
7	25	2013	5	17	2290	9.92	165	23077	857	1433	37.42	62.58
2	8	2013	6	17	2288	9.91	166	23077	833	1455	36.41	63.59
5	5	2013	1	16	2287	9.91	167	23077	892	1395	39.00	61.00
7	7	2013	1	13	2287	9.91	168	23077	1003	1284	43.86	56.14
4	5	2013	6	16	2284	9.90	169	23077	902	1382	39.49	60.51
8	22	2013	5	18	2282	9.89	170	23077	822	1460	36.02	63.98
11	22	2013	6	17	2280	9.88	171	23077	831	1449	36.45	63.55
10	25	2013	6	18	2279	9.88	172	23077	862	1417	37.82	62.18
11	6	2013	4	17	2279	9.88	173	23077	791	1488	34.71	65.29
6	6	2013	5	17	2278	9.87	174	23077	754	1524	33.10	66.90
8	22	2013	5	17	2277	9.87	175	23077	812	1465	35.66	64.34
8	15	2013	5	17	2276	9.86	176	23077	901	1375	39.59	60.41

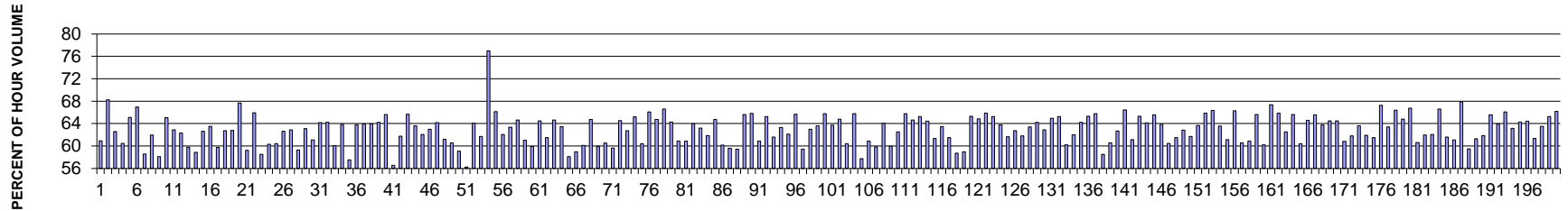
MO	DY	YR	DAY OF WK	HR	HR VOL	PERCENT OF AADT	HOUR NUMBER	AADT	EAST VOLUME	WEST VOLUME	PERCENT EAST IS OF TOTAL VOLUME	PERCENT WEST IS OF TOTAL VOLUME
1	18	2013	6	17	2275	9.86	177	23077	861	1414	37.85	62.15
10	3	2013	5	17	2272	9.85	178	23077	772	1500	33.98	66.02
5	16	2013	5	17	2269	9.83	179	23077	713	1556	31.42	68.58
7	18	2013	5	18	2264	9.81	180	23077	821	1443	36.26	63.74
5	9	2013	5	17	2263	9.81	181	23077	697	1566	30.80	69.20
8	12	2013	2	17	2263	9.81	182	23077	734	1529	32.43	67.57
7	19	2013	6	19	2262	9.80	183	23077	1018	1244	45.00	55.00
7	17	2013	4	17	2261	9.80	184	23077	757	1504	33.48	66.52
8	13	2013	3	17	2258	9.78	185	23077	713	1545	31.58	68.42
7	14	2013	1	18	2256	9.78	186	23077	945	1311	41.89	58.11
8	11	2013	1	17	2255	9.77	187	23077	987	1268	43.77	56.23
9	12	2013	5	18	2252	9.76	188	23077	736	1516	32.68	67.32
5	5	2013	1	17	2250	9.75	189	23077	793	1457	35.24	64.76
10	17	2013	5	17	2250	9.75	190	23077	714	1536	31.73	68.27
11	1	2013	6	18	2250	9.75	191	23077	829	1421	36.84	63.16
8	28	2013	4	17	2248	9.74	192	23077	723	1525	32.16	67.84
10	20	2013	1	17	2248	9.74	193	23077	828	1420	36.83	63.17
6	21	2013	6	15	2247	9.74	194	23077	1008	1239	44.86	55.14
11	8	2013	6	18	2247	9.74	195	23077	901	1346	40.10	59.90
6	13	2013	5	18	2246	9.73	196	23077	752	1494	33.48	66.52
8	6	2013	3	17	2244	9.72	197	23077	704	1540	31.37	68.63
8	11	2013	1	12	2243	9.72	198	23077	1290	953	57.51	42.49
6	16	2013	1	14	2242	9.72	199	23077	982	1260	43.80	56.20
7	17	2013	4	18	2242	9.72	200	23077	715	1527	31.89	68.11

**SR 599 MP 1.15 TUKWILA ADC SITE S839
K FOR PEAK 200 HOURS OF 2013**



AADT= 40672 K 30 FACTOR= 9.64 K 100 FACTOR= 9.46 K 200 FACTOR= 9.31 D 30 FACTOR= 61.06

**SR 599 MP 1.15 TUKWILA ADC SITE S839
D % IN THE PEAK 200 HOURS OF 2013**



MO	DY	YR	DAY OF WK	HR	HR VOL	PERCENT OF AADT	HOUR NUMBER	AADT	NORTH VOLUME	SOUTH VOLUME	PERCENT NORTH IS OF TOTAL VOLUME	PERCENT SOUTH IS OF TOTAL VOLUME
10	31	2013	5	17	4126	10.14	1	40672	1611	2515	39.05	60.95
10	16	2013	4	8	4089	10.05	2	40672	2791	1298	68.26	31.74
12	2	2013	2	16	4067	10.00	3	40672	1521	2546	37.40	62.60
12	11	2013	4	17	4038	9.93	4	40672	1596	2442	39.52	60.48
11	20	2013	4	8	4028	9.90	5	40672	2622	1406	65.09	34.91
10	30	2013	4	8	4019	9.88	6	40672	2692	1327	66.98	33.02
6	12	2013	4	17	4015	9.87	7	40672	1663	2352	41.42	58.58
11	6	2013	4	17	3990	9.81	8	40672	1518	2472	38.05	61.95
12	12	2013	5	17	3988	9.81	9	40672	1671	2317	41.90	58.10
11	6	2013	4	8	3983	9.79	10	40672	2590	1393	65.03	34.97
9	18	2013	4	16	3975	9.77	11	40672	1475	2500	37.11	62.89
10	28	2013	2	17	3968	9.76	12	40672	1496	2472	37.70	62.30

MO	DY	YR	DAY OF WK	HR	HR VOL	PERCENT OF AADT	HOUR NUMBER	AADT	NORTH VOLUME	SOUTH VOLUME	PERCENT NORTH IS OF TOTAL VOLUME	PERCENT SOUTH IS OF TOTAL VOLUME
9	12	2013	5	17	3964	9.75	13	40672	1593	2371	40.19	59.81
6	11	2013	3	17	3962	9.74	14	40672	1629	2333	41.12	58.88
6	19	2013	4	16	3956	9.73	15	40672	1479	2477	37.39	62.61
1	31	2013	5	17	3951	9.71	16	40672	1443	2508	36.52	63.48
6	4	2013	3	17	3950	9.71	17	40672	1590	2360	40.25	59.75
2	19	2013	3	17	3945	9.70	18	40672	1471	2474	37.29	62.71
4	30	2013	3	17	3945	9.70	19	40672	1469	2476	37.24	62.76
10	8	2013	3	8	3942	9.69	20	40672	2667	1275	67.66	32.34
11	21	2013	5	17	3942	9.69	21	40672	1607	2335	40.77	59.23
10	28	2013	2	8	3941	9.69	22	40672	2597	1344	65.90	34.10
7	30	2013	3	17	3937	9.68	23	40672	1634	2303	41.50	58.50
11	5	2013	3	17	3936	9.68	24	40672	1562	2374	39.68	60.32
10	23	2013	4	17	3933	9.67	25	40672	1558	2375	39.61	60.39
3	26	2013	3	17	3931	9.67	26	40672	1469	2462	37.37	62.63
3	5	2013	3	17	3927	9.66	27	40672	1457	2470	37.10	62.90
10	9	2013	4	17	3926	9.65	28	40672	1599	2327	40.73	59.27
10	30	2013	4	17	3925	9.65	29	40672	1449	2476	36.92	63.08
2	27	2013	4	17	3921	9.64	30	40672	1527	2394	38.94	61.06
6	12	2013	4	8	3918	9.63	31	40672	2515	1403	64.19	35.81
2	26	2013	3	17	3915	9.63	32	40672	1401	2514	35.79	64.21
9	10	2013	3	17	3914	9.62	33	40672	1563	2351	39.93	60.07
4	24	2013	4	8	3909	9.61	34	40672	2497	1412	63.88	36.12
7	18	2013	5	17	3907	9.61	35	40672	1659	2248	42.46	57.54
9	24	2013	3	16	3906	9.60	36	40672	1414	2492	36.20	63.80
6	11	2013	3	16	3905	9.60	37	40672	1408	2497	36.06	63.94
10	24	2013	5	16	3904	9.60	38	40672	1408	2496	36.07	63.93
5	7	2013	3	8	3902	9.59	39	40672	2507	1395	64.25	35.75
10	31	2013	5	16	3902	9.59	40	40672	1341	2561	34.37	65.63
12	19	2013	5	17	3902	9.59	41	40672	1695	2207	43.44	56.56
9	11	2013	4	17	3900	9.59	42	40672	1491	2409	38.23	61.77
11	4	2013	2	8	3900	9.59	43	40672	2562	1338	65.69	34.31
9	17	2013	3	16	3899	9.59	44	40672	1418	2481	36.37	63.63
9	19	2013	5	16	3898	9.58	45	40672	1479	2419	37.94	62.06
6	26	2013	4	17	3896	9.58	46	40672	1441	2455	36.99	63.01
4	30	2013	3	8	3895	9.58	47	40672	2499	1396	64.16	35.84
6	3	2013	2	17	3895	9.58	48	40672	1513	2382	38.84	61.16
10	17	2013	5	17	3895	9.58	49	40672	1536	2359	39.44	60.56
7	25	2013	5	17	3893	9.57	50	40672	1594	2299	40.95	59.05
11	7	2013	5	17	3893	9.57	51	40672	1703	2190	43.75	56.25
3	26	2013	3	8	3892	9.57	52	40672	2494	1398	64.08	35.92
10	22	2013	3	17	3889	9.56	53	40672	1489	2400	38.29	61.71


MO	DY	YR	DAY OF WK	HR	HR VOL	PERCENT OF AADT	HOUR NUMBER	AADT	NORTH VOLUME	SOUTH VOLUME	PERCENT NORTH IS OF TOTAL VOLUME	PERCENT SOUTH IS OF TOTAL VOLUME
11	8	2013	6	7	3886	9.55	54	40672	2992	894	76.99	23.01
10	29	2013	3	8	3884	9.55	55	40672	2568	1316	66.12	33.88
11	12	2013	3	17	3884	9.55	56	40672	1473	2411	37.92	62.08
5	1	2013	4	8	3882	9.54	57	40672	2460	1422	63.37	36.63
12	5	2013	5	16	3882	9.54	58	40672	1372	2510	35.34	64.66
11	13	2013	4	17	3881	9.54	59	40672	1513	2368	38.98	61.02
12	3	2013	3	17	3880	9.54	60	40672	1556	2324	40.10	59.90
5	14	2013	3	8	3879	9.54	61	40672	2501	1378	64.48	35.52
6	18	2013	3	17	3875	9.53	62	40672	1493	2382	38.53	61.47
11	13	2013	4	8	3875	9.53	63	40672	2504	1371	64.62	35.38
5	30	2013	5	8	3874	9.52	64	40672	2459	1415	63.47	36.53
2	20	2013	4	17	3873	9.52	65	40672	1624	2249	41.93	58.07
12	17	2013	3	17	3873	9.52	66	40672	1589	2284	41.03	58.97
7	23	2013	3	17	3872	9.52	67	40672	1545	2327	39.90	60.10
10	23	2013	4	16	3872	9.52	68	40672	1365	2507	35.25	64.75
11	14	2013	5	17	3869	9.51	69	40672	1550	2319	40.06	59.94
5	1	2013	4	17	3868	9.51	70	40672	1528	2340	39.50	60.50
5	9	2013	5	17	3868	9.51	71	40672	1562	2306	40.38	59.62
10	9	2013	4	16	3866	9.51	72	40672	1372	2494	35.49	64.51
12	18	2013	4	8	3865	9.50	73	40672	2425	1440	62.74	37.26
12	5	2013	5	8	3864	9.50	74	40672	2520	1344	65.22	34.78
6	10	2013	2	17	3863	9.50	75	40672	1529	2334	39.58	60.42
10	1	2013	3	8	3863	9.50	76	40672	2553	1310	66.09	33.91
4	24	2013	4	16	3862	9.50	77	40672	1361	2501	35.24	64.76
7	9	2013	3	16	3862	9.50	78	40672	1290	2572	33.40	66.60
2	26	2013	3	8	3861	9.49	79	40672	2482	1379	64.28	35.72
9	18	2013	4	17	3861	9.49	80	40672	1511	2350	39.13	60.87
4	24	2013	4	17	3858	9.49	81	40672	1510	2348	39.14	60.86
4	25	2013	5	8	3858	9.49	82	40672	2468	1390	63.97	36.03
3	6	2013	4	8	3856	9.48	83	40672	2437	1419	63.20	36.80
4	2	2013	3	17	3856	9.48	84	40672	1472	2384	38.17	61.83
4	29	2013	2	8	3854	9.48	85	40672	2496	1358	64.76	35.24
12	4	2013	4	17	3854	9.48	86	40672	1536	2318	39.85	60.15
12	5	2013	5	17	3854	9.48	87	40672	1557	2297	40.40	59.60
6	13	2013	5	17	3853	9.47	88	40672	1563	2290	40.57	59.43
11	21	2013	5	8	3853	9.47	89	40672	2529	1324	65.64	34.36
5	16	2013	5	8	3852	9.47	90	40672	2536	1316	65.84	34.16
7	31	2013	4	17	3852	9.47	91	40672	1507	2345	39.12	60.88
9	26	2013	5	8	3852	9.47	92	40672	2514	1338	65.26	34.74
2	14	2013	5	17	3851	9.47	93	40672	1479	2372	38.41	61.59
9	19	2013	5	8	3850	9.47	94	40672	2437	1413	63.30	36.70

MO	DY	YR	DAY OF WK	HR	HR VOL	PERCENT OF AADT	HOUR NUMBER	AADT	NORTH VOLUME	SOUTH VOLUME	PERCENT NORTH IS OF TOTAL VOLUME	PERCENT SOUTH IS OF TOTAL VOLUME
1	29	2013	3	17	3849	9.46	95	40672	1458	2391	37.88	62.12
9	10	2013	3	16	3849	9.46	96	40672	1322	2527	34.35	65.65
12	18	2013	4	17	3849	9.46	97	40672	1562	2287	40.58	59.42
12	19	2013	5	16	3849	9.46	98	40672	1424	2425	37.00	63.00
2	6	2013	4	8	3846	9.46	99	40672	2446	1400	63.60	36.40
6	10	2013	2	16	3846	9.46	100	40672	1317	2529	34.24	65.76
10	8	2013	3	17	3846	9.46	101	40672	1395	2451	36.27	63.73
11	5	2013	3	8	3846	9.46	102	40672	2491	1355	64.77	35.23
7	24	2013	4	17	3844	9.45	103	40672	1521	2323	39.57	60.43
2	14	2013	5	16	3843	9.45	104	40672	1316	2527	34.24	65.76
3	27	2013	4	17	3843	9.45	105	40672	1625	2218	42.28	57.72
12	2	2013	2	15	3843	9.45	106	40672	1503	2340	39.11	60.89
3	28	2013	5	17	3841	9.44	107	40672	1543	2298	40.17	59.83
7	30	2013	3	16	3841	9.44	108	40672	1381	2460	35.95	64.05
7	11	2013	5	17	3840	9.44	109	40672	1537	2303	40.03	59.97
3	5	2013	3	8	3839	9.44	110	40672	2400	1439	62.52	37.48
10	15	2013	3	16	3839	9.44	111	40672	1315	2524	34.25	65.75
12	17	2013	3	16	3839	9.44	112	40672	1357	2482	35.35	64.65
7	24	2013	4	16	3838	9.44	113	40672	1333	2505	34.73	65.27
6	12	2013	4	16	3837	9.43	114	40672	1364	2473	35.55	64.45
6	27	2013	5	17	3836	9.43	115	40672	1483	2353	38.66	61.34
10	1	2013	3	17	3836	9.43	116	40672	1402	2434	36.55	63.45
10	3	2013	5	17	3835	9.43	117	40672	1476	2359	38.49	61.51
6	20	2013	5	17	3834	9.43	118	40672	1583	2251	41.29	58.71
12	2	2013	2	17	3834	9.43	119	40672	1574	2260	41.05	58.95
10	22	2013	3	16	3833	9.42	120	40672	1329	2504	34.67	65.33
12	4	2013	4	8	3833	9.42	121	40672	2485	1348	64.83	35.17
1	23	2013	4	8	3832	9.42	122	40672	2524	1308	65.87	34.13
12	17	2013	3	8	3830	9.42	123	40672	2500	1330	65.27	34.73
3	27	2013	4	8	3828	9.41	124	40672	2440	1388	63.74	36.26
9	24	2013	3	17	3828	9.41	125	40672	1468	2360	38.35	61.65
4	3	2013	4	17	3827	9.41	126	40672	1426	2401	37.26	62.74
4	17	2013	4	17	3826	9.41	127	40672	1461	2365	38.19	61.81
2	21	2013	5	17	3825	9.40	128	40672	1399	2426	36.58	63.42
6	13	2013	5	8	3825	9.40	129	40672	2456	1369	64.21	35.79
12	2	2013	2	8	3823	9.40	130	40672	2403	1420	62.86	37.14
3	19	2013	3	8	3822	9.40	131	40672	2483	1339	64.97	35.03
5	21	2013	3	16	3822	9.40	132	40672	1327	2495	34.72	65.28
7	9	2013	3	17	3822	9.40	133	40672	1520	2302	39.77	60.23
9	17	2013	3	17	3822	9.40	134	40672	1452	2370	37.99	62.01
10	17	2013	5	16	3822	9.40	135	40672	1368	2454	35.79	64.21

MO	DY	YR	DAY OF WK	HR	HR VOL	PERCENT OF AADT	HOUR NUMBER	AADT	NORTH VOLUME	SOUTH VOLUME	PERCENT NORTH IS OF TOTAL VOLUME	PERCENT SOUTH IS OF TOTAL VOLUME
10	22	2013	3	8	3822	9.40	136	40672	2497	1325	65.33	34.67
12	11	2013	4	16	3822	9.40	137	40672	1309	2513	34.25	65.75
7	10	2013	4	17	3821	9.39	138	40672	1586	2235	41.51	58.49
10	15	2013	3	17	3821	9.39	139	40672	1506	2315	39.41	60.59
10	16	2013	4	17	3821	9.39	140	40672	1426	2395	37.32	62.68
10	28	2013	2	16	3821	9.39	141	40672	1283	2538	33.58	66.42
6	5	2013	4	17	3818	9.39	142	40672	1484	2334	38.87	61.13
5	15	2013	4	8	3817	9.38	143	40672	2492	1325	65.29	34.71
3	13	2013	4	8	3816	9.38	144	40672	2446	1370	64.10	35.90
5	16	2013	5	16	3816	9.38	145	40672	1315	2501	34.46	65.54
5	29	2013	4	8	3816	9.38	146	40672	2438	1378	63.89	36.11
5	21	2013	3	17	3815	9.38	147	40672	1508	2307	39.53	60.47
7	16	2013	3	17	3815	9.38	148	40672	1468	2347	38.48	61.52
1	16	2013	4	17	3814	9.38	149	40672	1418	2396	37.18	62.82
1	24	2013	5	17	3814	9.38	150	40672	1461	2353	38.31	61.69
7	25	2013	5	16	3814	9.38	151	40672	1386	2428	36.34	63.66
12	11	2013	4	8	3813	9.38	152	40672	2511	1302	65.85	34.15
12	18	2013	4	16	3813	9.38	153	40672	1284	2529	33.67	66.33
10	10	2013	5	16	3812	9.37	154	40672	1389	2423	36.44	63.56
7	17	2013	4	17	3811	9.37	155	40672	1482	2329	38.89	61.11
9	25	2013	4	16	3810	9.37	156	40672	1285	2525	33.73	66.27
12	12	2013	5	16	3810	9.37	157	40672	1502	2308	39.42	60.58
9	5	2013	5	17	3809	9.37	158	40672	1491	2318	39.14	60.86
10	31	2013	5	8	3808	9.36	159	40672	2498	1310	65.60	34.40
4	18	2013	5	17	3807	9.36	160	40672	1515	2292	39.80	60.20
7	25	2013	5	8	3807	9.36	161	40672	2564	1243	67.35	32.65
11	12	2013	3	16	3807	9.36	162	40672	1299	2508	34.12	65.88
2	13	2013	4	17	3806	9.36	163	40672	1426	2380	37.47	62.53
4	2	2013	3	8	3806	9.36	164	40672	2497	1309	65.61	34.39
5	20	2013	2	17	3806	9.36	165	40672	1506	2300	39.57	60.43
9	11	2013	4	8	3806	9.36	166	40672	2459	1347	64.61	35.39
9	18	2013	4	8	3806	9.36	167	40672	2496	1310	65.58	34.42
10	10	2013	5	17	3806	9.36	168	40672	1379	2427	36.23	63.77
4	3	2013	4	8	3805	9.36	169	40672	2454	1351	64.49	35.51
11	20	2013	4	16	3805	9.36	170	40672	1351	2454	35.51	64.49
7	1	2013	2	17	3804	9.35	171	40672	1491	2313	39.20	60.80
1	17	2013	5	17	3803	9.35	172	40672	1452	2351	38.18	61.82
7	11	2013	5	16	3803	9.35	173	40672	1384	2419	36.39	63.61
5	30	2013	5	17	3802	9.35	174	40672	1448	2354	38.09	61.91
2	6	2013	4	17	3801	9.35	175	40672	1463	2338	38.49	61.51
7	24	2013	4	8	3800	9.34	176	40672	2557	1243	67.29	32.71

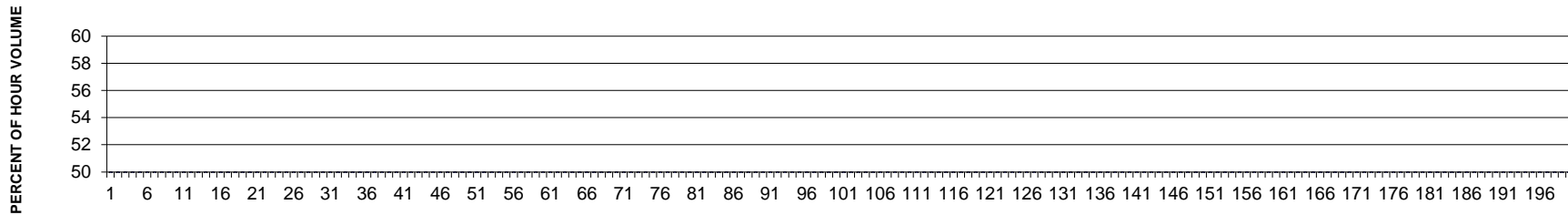
MO	DY	YR	DAY OF WK	HR	HR VOL	PERCENT OF AADT	HOUR NUMBER	AADT	NORTH VOLUME	SOUTH VOLUME	PERCENT NORTH IS OF TOTAL VOLUME	PERCENT SOUTH IS OF TOTAL VOLUME
9	11	2013	4	16	3799	9.34	177	40672	1391	2408	36.61	63.39
12	10	2013	3	16	3799	9.34	178	40672	1276	2523	33.59	66.41
1	24	2013	5	8	3798	9.34	179	40672	2460	1338	64.77	35.23
10	30	2013	4	16	3798	9.34	180	40672	1263	2535	33.25	66.75
5	22	2013	4	17	3797	9.34	181	40672	1496	2301	39.40	60.60
11	19	2013	3	17	3797	9.34	182	40672	1445	2352	38.06	61.94
1	9	2013	4	17	3796	9.33	183	40672	1440	2356	37.93	62.07
10	10	2013	5	8	3796	9.33	184	40672	2527	1269	66.57	33.43
6	19	2013	4	17	3795	9.33	185	40672	1458	2337	38.42	61.58
6	25	2013	3	17	3795	9.33	186	40672	1477	2318	38.92	61.08
3	27	2013	4	16	3794	9.33	187	40672	1219	2575	32.13	67.87
11	20	2013	4	17	3794	9.33	188	40672	1538	2256	40.54	59.46
3	7	2013	5	17	3793	9.33	189	40672	1468	2325	38.70	61.30
9	26	2013	5	17	3791	9.32	190	40672	1445	2346	38.12	61.88
11	26	2013	3	16	3790	9.32	191	40672	1306	2484	34.46	65.54
5	23	2013	5	8	3789	9.32	192	40672	2421	1368	63.90	36.10
9	12	2013	5	8	3788	9.31	193	40672	2504	1284	66.10	33.90
10	7	2013	2	16	3788	9.31	194	40672	1397	2391	36.88	63.12
1	31	2013	5	8	3787	9.31	195	40672	2435	1352	64.30	35.70
2	27	2013	4	8	3787	9.31	196	40672	2440	1347	64.43	35.57
5	7	2013	3	17	3787	9.31	197	40672	1464	2323	38.66	61.34
6	14	2013	6	16	3787	9.31	198	40672	1383	2404	36.52	63.48
9	24	2013	3	8	3787	9.31	199	40672	2471	1316	65.25	34.75
11	13	2013	4	16	3786	9.31	200	40672	1281	2505	33.84	66.16

SR 504 MP 19.43 KID VALLEY ADC SITE S840
K FOR PEAK 200 HOURS OF 2013
Recreational Site

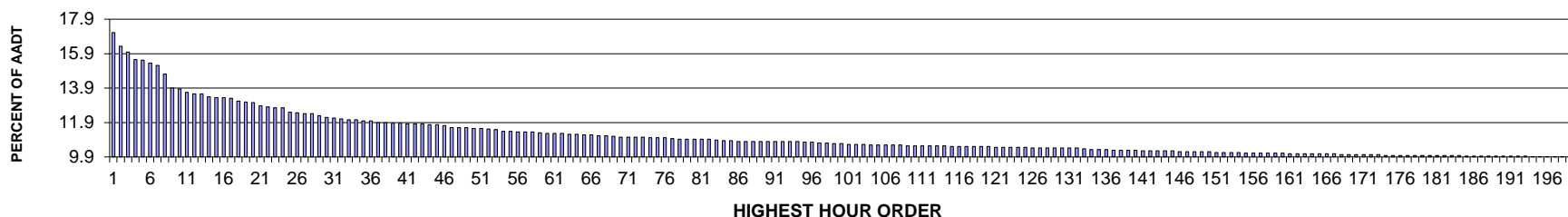


AADT= 0 K 30 FACTOR= 0.00 K 100 FACTOR= 0.00 K 200 FACTOR= 0.00 D 100 FACTOR= 0.00

SR 504 MP 19.43 KID VALLEY ADC SITE S840
D % IN THE PEAK 200 HOURS OF 2013

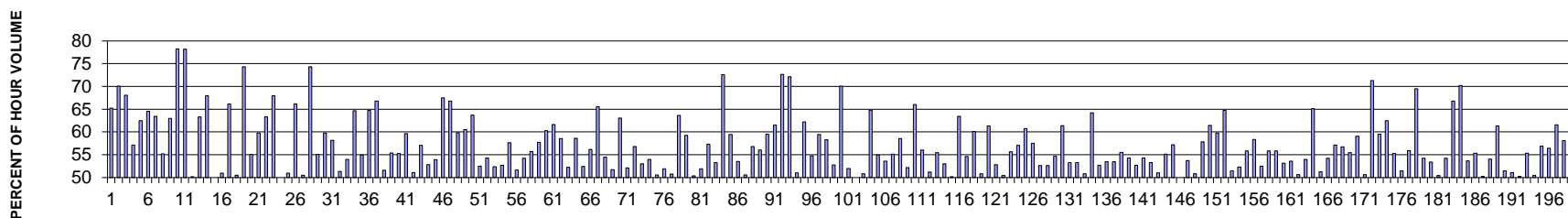


**SR 401 MP 0.15 ASTORIA/MEGLER ADC SITE S841E
K FOR PEAK 200 HOURS OF 2013**



AADT= 2352 K 30 FACTOR= 12.20 K 100 FACTOR= 10.67 K 200 FACTOR= 9.91 D 30 FACTOR= 59.74

**SR 401 MP 0.15 ASTORIA/MEGLER ADC SITE S841E
D % IN THE PEAK 200 HOURS OF 2013**



MO	DY	YR	DAY OF WK	HR	HR VOL	PERCENT OF AADT	HOUR NUMBER	AADT	NORTH VOLUME	SOUTH VOLUME	PERCENT NORTH IS OF TOTAL VOLUME	PERCENT SOUTH IS OF TOTAL VOLUME
9	2	2013	2	14	403	17.13	1	2352	263	140	65.26	34.74
9	8	2013	1	14	384	16.33	2	2352	269	115	70.05	29.95
9	2	2013	2	12	376	15.99	3	2352	256	120	68.09	31.91
3	30	2013	7	14	366	15.56	4	2352	209	157	57.10	42.90
9	2	2013	2	13	365	15.52	5	2352	228	137	62.47	37.53
9	8	2013	1	15	361	15.35	6	2352	233	128	64.54	35.46
9	8	2013	1	13	358	15.22	7	2352	227	131	63.41	36.59
9	1	2013	1	16	346	14.71	8	2352	191	155	55.20	44.80
9	1	2013	1	17	327	13.90	9	2352	206	121	63.00	37.00
5	27	2013	2	12	326	13.86	10	2352	255	71	78.22	21.78
5	27	2013	2	13	321	13.65	11	2352	251	70	78.19	21.81
3	30	2013	7	13	319	13.56	12	2352	160	159	50.16	49.84

MO	DY	YR	DAY OF WK	HR	HR VOL	PERCENT OF AADT	HOUR NUMBER	AADT	NORTH VOLUME	SOUTH VOLUME	PERCENT NORTH IS OF TOTAL VOLUME	PERCENT SOUTH IS OF TOTAL VOLUME
9	6	2013	6	14	319	13.56	13	2352	117	202	36.68	63.32
9	8	2013	1	16	315	13.39	14	2352	214	101	67.94	32.06
6	30	2013	1	15	314	13.35	15	2352	157	157	50.00	50.00
9	1	2013	1	13	314	13.35	16	2352	154	160	49.04	50.96
5	5	2013	1	16	313	13.31	17	2352	207	106	66.13	33.87
6	30	2013	1	14	309	13.14	18	2352	153	156	49.51	50.49
5	27	2013	2	14	308	13.10	19	2352	229	79	74.35	25.65
9	1	2013	1	15	307	13.05	20	2352	169	138	55.05	44.95
9	6	2013	6	15	303	12.88	21	2352	122	181	40.26	59.74
9	6	2013	6	16	301	12.80	22	2352	126	175	41.86	58.14
9	1	2013	1	14	300	12.76	23	2352	146	154	48.67	51.33
9	13	2013	6	15	300	12.76	24	2352	138	162	46.00	54.00
9	2	2013	2	16	294	12.50	25	2352	190	104	64.63	35.37
9	15	2013	1	15	293	12.46	26	2352	161	132	54.95	45.05
4	28	2013	1	14	292	12.41	27	2352	189	103	64.73	35.27
9	2	2013	2	15	292	12.41	28	2352	195	97	66.78	33.22
9	9	2013	2	13	289	12.29	29	2352	140	149	48.44	51.56
6	30	2013	1	16	287	12.20	30	2352	159	128	55.40	44.60
9	15	2013	1	12	286	12.16	31	2352	158	128	55.24	44.76
6	9	2013	1	14	285	12.12	32	2352	170	115	59.65	40.35
3	30	2013	7	15	284	12.07	33	2352	145	139	51.06	48.94
9	15	2013	1	13	284	12.07	34	2352	162	122	57.04	42.96
5	24	2013	6	17	282	11.99	35	2352	133	149	47.16	52.84
10	18	2013	6	16	282	11.99	36	2352	130	152	46.10	53.90
4	28	2013	1	13	280	11.90	37	2352	189	91	67.50	32.50
9	8	2013	1	17	280	11.90	38	2352	187	93	66.79	33.21
5	24	2013	6	18	279	11.86	39	2352	112	167	40.14	59.86
6	23	2013	1	14	279	11.86	40	2352	169	110	60.57	39.43
5	25	2013	7	13	278	11.82	41	2352	101	177	36.33	63.67
5	26	2013	1	14	278	11.82	42	2352	146	132	52.52	47.48
9	7	2013	7	15	278	11.82	43	2352	127	151	45.68	54.32
6	28	2013	6	17	277	11.78	44	2352	132	145	47.65	52.35
6	29	2013	7	13	277	11.78	45	2352	131	146	47.29	52.71
9	1	2013	1	12	276	11.73	46	2352	117	159	42.39	57.61
6	21	2013	6	17	273	11.61	47	2352	141	132	51.65	48.35
9	5	2013	5	16	273	11.61	48	2352	125	148	45.79	54.21
9	9	2013	2	15	273	11.61	49	2352	152	121	55.68	44.32
9	6	2013	6	13	272	11.56	50	2352	115	157	42.28	57.72
9	8	2013	1	12	272	11.56	51	2352	164	108	60.29	39.71
6	23	2013	1	13	271	11.52	52	2352	167	104	61.62	38.38
6	28	2013	6	15	270	11.48	53	2352	112	158	41.48	58.52

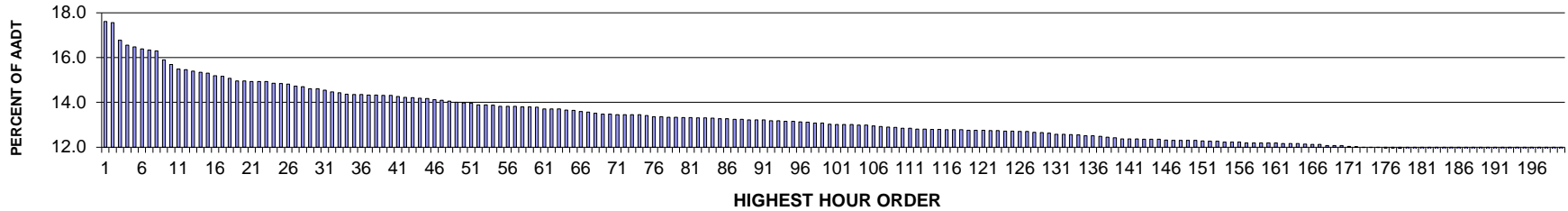
MO	DY	YR	DAY OF WK	HR	HR VOL	PERCENT OF AADT	HOUR NUMBER	AADT	NORTH VOLUME	SOUTH VOLUME	PERCENT NORTH IS OF TOTAL VOLUME	PERCENT SOUTH IS OF TOTAL VOLUME
6	30	2013	1	17	268	11.39	54	2352	140	128	52.24	47.76
9	9	2013	2	16	268	11.39	55	2352	157	111	58.58	41.42
9	7	2013	7	16	267	11.35	56	2352	140	127	52.43	47.57
9	9	2013	2	14	267	11.35	57	2352	117	150	43.82	56.18
9	15	2013	1	14	267	11.35	58	2352	175	92	65.54	34.46
9	6	2013	6	17	266	11.31	59	2352	121	145	45.49	54.51
6	14	2013	6	15	265	11.27	60	2352	128	137	48.30	51.70
9	2	2013	2	17	265	11.27	61	2352	167	98	63.02	36.98
9	3	2013	3	14	265	11.27	62	2352	138	127	52.08	47.92
5	25	2013	7	15	264	11.22	63	2352	114	150	43.18	56.82
9	5	2013	5	14	264	11.22	64	2352	124	140	46.97	53.03
6	14	2013	6	16	263	11.18	65	2352	121	142	46.01	53.99
9	13	2013	6	14	263	11.18	66	2352	130	133	49.43	50.57
6	16	2013	1	13	262	11.14	67	2352	136	126	51.91	48.09
6	20	2013	5	15	262	11.14	68	2352	129	133	49.24	50.76
9	7	2013	7	13	261	11.10	69	2352	95	166	36.40	63.60
5	26	2013	1	15	260	11.05	70	2352	154	106	59.23	40.77
6	16	2013	1	14	260	11.05	71	2352	129	131	49.62	50.38
9	20	2013	6	14	260	11.05	72	2352	125	135	48.08	51.92
10	18	2013	6	15	260	11.05	73	2352	111	149	42.69	57.31
4	26	2013	6	15	259	11.01	74	2352	121	138	46.72	53.28
4	28	2013	1	15	259	11.01	75	2352	188	71	72.59	27.41
5	24	2013	6	16	259	11.01	76	2352	105	154	40.54	59.46
6	29	2013	7	16	258	10.97	77	2352	120	138	46.51	53.49
5	3	2013	6	16	257	10.93	78	2352	130	127	50.58	49.42
5	24	2013	6	15	257	10.93	79	2352	111	146	43.19	56.81
6	27	2013	5	13	257	10.93	80	2352	144	113	56.03	43.97
6	28	2013	6	14	257	10.93	81	2352	104	153	40.47	59.53
6	30	2013	1	18	257	10.93	82	2352	158	99	61.48	38.52
5	27	2013	2	11	256	10.88	83	2352	186	70	72.66	27.34
5	25	2013	7	12	255	10.84	84	2352	71	184	27.84	72.16
9	20	2013	6	16	255	10.84	85	2352	125	130	49.02	50.98
2	18	2013	2	13	254	10.80	86	2352	158	96	62.20	37.80
5	5	2013	1	14	254	10.80	87	2352	139	115	54.72	45.28
6	16	2013	1	16	254	10.80	88	2352	151	103	59.45	40.55
6	30	2013	1	12	254	10.80	89	2352	148	106	58.27	41.73
6	30	2013	1	13	254	10.80	90	2352	134	120	52.76	47.24
9	2	2013	2	11	254	10.80	91	2352	178	76	70.08	29.92
9	4	2013	4	16	254	10.80	92	2352	132	122	51.97	48.03
9	5	2013	5	12	254	10.80	93	2352	127	127	50.00	50.00
9	5	2013	5	15	254	10.80	94	2352	125	129	49.21	50.79

MO	DY	YR	DAY OF WK	HR	HR VOL	PERCENT OF AADT	HOUR NUMBER	AADT	NORTH VOLUME	SOUTH VOLUME	PERCENT NORTH IS OF TOTAL VOLUME	PERCENT SOUTH IS OF TOTAL VOLUME
5	25	2013	7	14	253	10.76	95	2352	89	164	35.18	64.82
9	6	2013	6	18	253	10.76	96	2352	114	139	45.06	54.94
3	30	2013	7	16	252	10.71	97	2352	135	117	53.57	46.43
11	27	2013	4	14	252	10.71	98	2352	113	139	44.84	55.16
5	5	2013	1	13	251	10.67	99	2352	147	104	58.57	41.43
12	30	2013	2	15	251	10.67	100	2352	120	131	47.81	52.19
9	1	2013	1	18	250	10.63	101	2352	165	85	66.00	34.00
9	13	2013	6	16	250	10.63	102	2352	110	140	44.00	56.00
10	20	2013	1	15	250	10.63	103	2352	122	128	48.80	51.20
5	17	2013	6	16	249	10.59	104	2352	111	138	44.58	55.42
6	21	2013	6	12	249	10.59	105	2352	117	132	46.99	53.01
6	22	2013	7	13	249	10.59	106	2352	125	124	50.20	49.80
6	29	2013	7	14	249	10.59	107	2352	91	158	36.55	63.45
11	27	2013	4	16	249	10.59	108	2352	113	136	45.38	54.62
4	26	2013	6	16	248	10.54	109	2352	99	149	39.92	60.08
5	3	2013	6	17	248	10.54	110	2352	126	122	50.81	49.19
6	2	2013	1	15	248	10.54	111	2352	152	96	61.29	38.71
6	29	2013	7	15	248	10.54	112	2352	117	131	47.18	52.82
9	3	2013	3	17	248	10.54	113	2352	123	125	49.60	50.40
9	13	2013	6	13	248	10.54	114	2352	110	138	44.35	55.65
2	16	2013	7	13	247	10.50	115	2352	106	141	42.91	57.09
4	27	2013	7	13	247	10.50	116	2352	97	150	39.27	60.73
5	4	2013	7	15	247	10.50	117	2352	142	105	57.49	42.51
5	26	2013	1	13	247	10.50	118	2352	117	130	47.37	52.63
9	4	2013	4	15	247	10.50	119	2352	130	117	52.63	47.37
9	12	2013	5	13	247	10.50	120	2352	112	135	45.34	54.66
3	30	2013	7	17	246	10.46	121	2352	151	95	61.38	38.62
4	1	2013	2	13	246	10.46	122	2352	115	131	46.75	53.25
6	7	2013	6	16	246	10.46	123	2352	115	131	46.75	53.25
9	14	2013	7	16	246	10.46	124	2352	121	125	49.19	50.81
10	13	2013	1	14	246	10.46	125	2352	158	88	64.23	35.77
2	22	2013	6	15	245	10.42	126	2352	129	116	52.65	47.35
4	1	2013	2	14	245	10.42	127	2352	114	131	46.53	53.47
5	5	2013	1	15	245	10.42	128	2352	131	114	53.47	46.53
6	21	2013	6	13	245	10.42	129	2352	109	136	44.49	55.51
6	22	2013	7	15	245	10.42	130	2352	133	112	54.29	45.71
9	10	2013	3	15	245	10.42	131	2352	116	129	47.35	52.65
9	26	2013	5	14	245	10.42	132	2352	133	112	54.29	45.71
10	18	2013	6	14	244	10.37	133	2352	114	130	46.72	53.28
5	4	2013	7	16	243	10.33	134	2352	124	119	51.03	48.97
6	27	2013	5	17	243	10.33	135	2352	134	109	55.14	44.86

MO	DY	YR	DAY OF WK	HR	HR VOL	PERCENT OF AADT	HOUR NUMBER	AADT	NORTH VOLUME	SOUTH VOLUME	PERCENT NORTH IS OF TOTAL VOLUME	PERCENT SOUTH IS OF TOTAL VOLUME
6	28	2013	6	13	243	10.33	136	2352	104	139	42.80	57.20
5	17	2013	6	17	242	10.29	137	2352	121	121	50.00	50.00
6	17	2013	2	14	242	10.29	138	2352	130	112	53.72	46.28
9	3	2013	3	12	242	10.29	139	2352	119	123	49.17	50.83
11	27	2013	4	15	242	10.29	140	2352	102	140	42.15	57.85
2	18	2013	2	15	241	10.25	141	2352	148	93	61.41	38.59
5	24	2013	6	14	241	10.25	142	2352	97	144	40.25	59.75
6	9	2013	1	16	241	10.25	143	2352	156	85	64.73	35.27
6	22	2013	7	16	241	10.25	144	2352	124	117	51.45	48.55
9	14	2013	7	13	241	10.25	145	2352	115	126	47.72	52.28
3	30	2013	7	12	240	10.20	146	2352	106	134	44.17	55.83
6	2	2013	1	14	240	10.20	147	2352	140	100	58.33	41.67
6	21	2013	6	15	240	10.20	148	2352	114	126	47.50	52.50
9	4	2013	4	14	240	10.20	149	2352	106	134	44.17	55.83
9	20	2013	6	15	240	10.20	150	2352	106	134	44.17	55.83
2	15	2013	6	16	239	10.16	151	2352	112	127	46.86	53.14
5	11	2013	7	13	239	10.16	152	2352	111	128	46.44	53.56
6	22	2013	7	14	239	10.16	153	2352	118	121	49.37	50.63
9	12	2013	5	14	239	10.16	154	2352	129	110	53.97	46.03
4	28	2013	1	12	238	10.12	155	2352	155	83	65.13	34.87
5	10	2013	6	15	238	10.12	156	2352	122	116	51.26	48.74
5	10	2013	6	16	238	10.12	157	2352	129	109	54.20	45.80
5	19	2013	1	14	238	10.12	158	2352	136	102	57.14	42.86
6	28	2013	6	18	238	10.12	159	2352	135	103	56.72	43.28
9	10	2013	3	13	238	10.12	160	2352	106	132	44.54	55.46
2	22	2013	6	14	237	10.08	161	2352	140	97	59.07	40.93
3	8	2013	6	16	237	10.08	162	2352	117	120	49.37	50.63
4	28	2013	1	16	237	10.08	163	2352	169	68	71.31	28.69
9	4	2013	4	13	237	10.08	164	2352	96	141	40.51	59.49
9	5	2013	5	13	237	10.08	165	2352	89	148	37.55	62.45
9	22	2013	1	13	237	10.08	166	2352	131	106	55.27	44.73
11	29	2013	6	15	237	10.08	167	2352	122	115	51.48	48.52
4	4	2013	5	14	236	10.03	168	2352	132	104	55.93	44.07
5	5	2013	1	17	236	10.03	169	2352	164	72	69.49	30.51
5	10	2013	6	17	236	10.03	170	2352	128	108	54.24	45.76
6	14	2013	6	18	236	10.03	171	2352	110	126	46.61	53.39
6	29	2013	7	17	236	10.03	172	2352	119	117	50.42	49.58
9	19	2013	5	14	236	10.03	173	2352	108	128	45.76	54.24
4	7	2013	1	13	235	9.99	174	2352	157	78	66.81	33.19
5	27	2013	2	15	235	9.99	175	2352	165	70	70.21	29.79
6	7	2013	6	14	235	9.99	176	2352	126	109	53.62	46.38

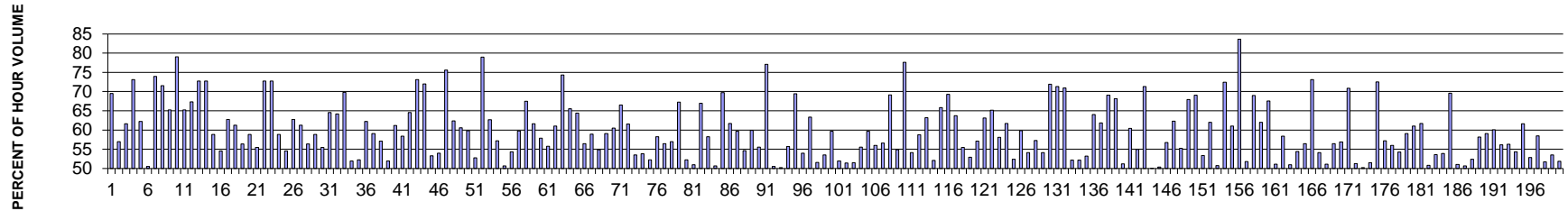
MO	DY	YR	DAY OF WK	HR	HR VOL	PERCENT OF AADT	HOUR NUMBER	AADT	NORTH VOLUME	SOUTH VOLUME	PERCENT NORTH IS OF TOTAL VOLUME	PERCENT SOUTH IS OF TOTAL VOLUME
6	9	2013	1	15	235	9.99	177	2352	130	105	55.32	44.68
6	20	2013	5	17	235	9.99	178	2352	117	118	49.79	50.21
6	21	2013	6	16	235	9.99	179	2352	127	108	54.04	45.96
6	22	2013	7	12	235	9.99	180	2352	91	144	38.72	61.28
6	28	2013	6	16	235	9.99	181	2352	114	121	48.51	51.49
6	29	2013	7	18	235	9.99	182	2352	120	115	51.06	48.94
9	10	2013	3	16	235	9.99	183	2352	118	117	50.21	49.79
9	14	2013	7	14	235	9.99	184	2352	105	130	44.68	55.32
4	5	2013	6	13	234	9.95	185	2352	118	116	50.43	49.57
4	20	2013	7	15	234	9.95	186	2352	101	133	43.16	56.84
4	26	2013	6	17	234	9.95	187	2352	102	132	43.59	56.41
9	1	2013	1	11	234	9.95	188	2352	90	144	38.46	61.54
9	7	2013	7	12	234	9.95	189	2352	98	136	41.88	58.12
9	27	2013	6	13	234	9.95	190	2352	104	130	44.44	55.56
9	27	2013	6	14	234	9.95	191	2352	104	130	44.44	55.56
9	27	2013	6	16	234	9.95	192	2352	128	106	54.70	45.30
11	8	2013	6	17	234	9.95	193	2352	114	120	48.72	51.28
3	9	2013	7	15	233	9.91	194	2352	99	134	42.49	57.51
5	3	2013	6	14	233	9.91	195	2352	132	101	56.65	43.35
5	25	2013	7	16	233	9.91	196	2352	89	144	38.20	61.80
6	21	2013	6	18	233	9.91	197	2352	125	108	53.65	46.35
6	26	2013	4	13	233	9.91	198	2352	113	120	48.50	51.50
9	3	2013	3	15	233	9.91	199	2352	120	113	51.50	48.50
9	14	2013	7	12	233	9.91	200	2352	102	131	43.78	56.22

**SR 101 MP 0.60 ASTORIA/CHINOOK ADC SITE S841W
K FOR PEAK 200 HOURS OF 2013**



AADT= 5667 K 30 FACTOR= 14.61 K 100 FACTOR= 13.02 K 200 FACTOR= 11.77 D 30 FACTOR= 55.44

**SR 101 MP 0.60 ASTORIA/CHINOOK ADC SITE S841W
D % IN THE PEAK 200 HOURS OF 2013**



MO	DY	YR	DAY OF WK	HR	HR VOL	PERCENT OF AADT	HOUR NUMBER	AADT	NORTH VOLUME	SOUTH VOLUME	PERCENT NORTH IS OF TOTAL VOLUME	PERCENT SOUTH IS OF TOTAL VOLUME
9	8	2013	1	14	998	17.61	1	5667	694	304	69.54	30.46
7	5	2013	6	14	995	17.56	2	5667	567	428	56.98	43.02
7	5	2013	6	13	951	16.78	3	5667	586	365	61.62	38.38
9	8	2013	1	15	938	16.55	4	5667	686	252	73.13	26.87
7	6	2013	7	13	934	16.48	5	5667	581	353	62.21	37.79
7	5	2013	6	15	929	16.39	6	5667	460	469	49.52	50.48
7	7	2013	1	13	926	16.34	7	5667	685	241	73.97	26.03
7	7	2013	1	14	924	16.30	8	5667	661	263	71.54	28.46
7	5	2013	6	12	901	15.90	9	5667	588	313	65.26	34.74
4	28	2013	1	13	889	15.69	10	5667	703	186	79.08	20.92
7	3	2013	4	16	877	15.48	11	5667	305	572	34.78	65.22
9	2	2013	2	13	876	15.46	12	5667	590	286	67.35	32.65

MO	DY	YR	DAY OF WK	HR	HR VOL	PERCENT OF AADT	HOUR NUMBER	AADT	NORTH VOLUME	SOUTH VOLUME	PERCENT NORTH IS OF TOTAL VOLUME	PERCENT SOUTH IS OF TOTAL VOLUME
9	2	2013	2	12	873	15.40	13	5667	635	238	72.74	27.26
9	8	2013	1	13	870	15.35	14	5667	633	237	72.76	27.24
7	6	2013	7	14	867	15.30	15	5667	510	357	58.82	41.18
9	1	2013	1	14	861	15.19	16	5667	391	470	45.41	54.59
7	3	2013	4	15	859	15.16	17	5667	320	539	37.25	62.75
8	25	2013	1	14	854	15.07	18	5667	523	331	61.24	38.76
7	5	2013	6	16	848	14.96	19	5667	370	478	43.63	56.37
8	23	2013	6	16	848	14.96	20	5667	349	499	41.16	58.84
7	6	2013	7	15	846	14.93	21	5667	469	377	55.44	44.56
9	7	2013	7	13	846	14.93	22	5667	300	546	35.46	64.54
9	7	2013	7	14	846	14.93	23	5667	303	543	35.82	64.18
9	8	2013	1	16	842	14.86	24	5667	588	254	69.83	30.17
9	1	2013	1	16	841	14.84	25	5667	404	437	48.04	51.96
9	1	2013	1	15	840	14.82	26	5667	401	439	47.74	52.26
8	30	2013	6	16	834	14.72	27	5667	315	519	37.77	62.23
8	18	2013	1	15	833	14.70	28	5667	492	341	59.06	40.94
8	18	2013	1	14	828	14.61	29	5667	473	355	57.13	42.87
9	1	2013	1	13	828	14.61	30	5667	430	398	51.93	48.07
8	31	2013	7	13	824	14.54	31	5667	320	504	38.83	61.17
8	25	2013	1	13	820	14.47	32	5667	479	341	58.41	41.59
7	6	2013	7	12	818	14.43	33	5667	528	290	64.55	35.45
9	8	2013	1	12	814	14.36	34	5667	595	219	73.10	26.90
4	28	2013	1	14	813	14.35	35	5667	585	228	71.96	28.04
8	4	2013	1	16	813	14.35	36	5667	433	380	53.26	46.74
7	5	2013	6	17	812	14.33	37	5667	374	438	46.06	53.94
7	7	2013	1	12	812	14.33	38	5667	614	198	75.62	24.38
8	16	2013	6	16	811	14.31	39	5667	305	506	37.61	62.39
8	18	2013	1	13	811	14.31	40	5667	491	320	60.54	39.46
9	7	2013	7	15	808	14.26	41	5667	325	483	40.22	59.78
8	18	2013	1	16	806	14.22	42	5667	425	381	52.73	47.27
4	28	2013	1	12	805	14.21	43	5667	636	169	79.01	20.99
8	31	2013	7	15	804	14.19	44	5667	300	504	37.31	62.69
7	3	2013	4	13	803	14.17	45	5667	344	459	42.84	57.16
9	7	2013	7	17	800	14.12	46	5667	395	405	49.38	50.63
8	4	2013	1	15	799	14.10	47	5667	434	365	54.32	45.68
8	4	2013	1	14	797	14.06	48	5667	476	321	59.72	40.28
7	3	2013	4	17	794	14.01	49	5667	258	536	32.49	67.51
7	3	2013	4	14	792	13.98	50	5667	304	488	38.38	61.62
8	25	2013	1	15	791	13.96	51	5667	458	333	57.90	42.10
8	16	2013	6	15	787	13.89	52	5667	348	439	44.22	55.78
8	31	2013	7	14	787	13.89	53	5667	307	480	39.01	60.99

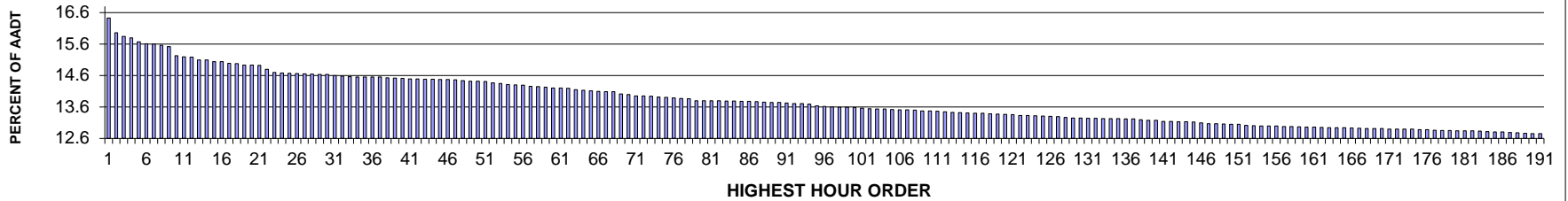
MO	DY	YR	DAY OF WK	HR	HR VOL	PERCENT OF AADT	HOUR NUMBER	AADT	NORTH VOLUME	SOUTH VOLUME	PERCENT NORTH IS OF TOTAL VOLUME	PERCENT SOUTH IS OF TOTAL VOLUME
9	6	2013	6	18	786	13.87	54	5667	202	584	25.70	74.30
8	30	2013	6	17	784	13.83	55	5667	270	514	34.44	65.56
8	4	2013	1	13	783	13.82	56	5667	504	279	64.37	35.63
8	25	2013	1	16	783	13.82	57	5667	442	341	56.45	43.55
7	7	2013	1	15	782	13.80	58	5667	461	321	58.95	41.05
8	31	2013	7	17	782	13.80	59	5667	353	429	45.14	54.86
8	30	2013	6	14	781	13.78	60	5667	320	461	40.97	59.03
3	30	2013	7	12	777	13.71	61	5667	470	307	60.49	39.51
9	2	2013	2	14	777	13.71	62	5667	517	260	66.54	33.46
9	7	2013	7	12	777	13.71	63	5667	299	478	38.48	61.52
8	17	2013	7	15	774	13.66	64	5667	360	414	46.51	53.49
9	7	2013	7	16	773	13.64	65	5667	357	416	46.18	53.82
5	25	2013	7	15	770	13.59	66	5667	368	402	47.79	52.21
8	23	2013	6	18	769	13.57	67	5667	321	448	41.74	58.26
8	23	2013	6	17	766	13.52	68	5667	334	432	43.60	56.40
5	26	2013	1	13	764	13.48	69	5667	435	329	56.94	43.06
9	6	2013	6	17	764	13.48	70	5667	250	514	32.72	67.28
7	6	2013	7	16	762	13.45	71	5667	398	364	52.23	47.77
7	6	2013	7	17	762	13.45	72	5667	388	374	50.92	49.08
8	16	2013	6	18	762	13.45	73	5667	252	510	33.07	66.93
9	1	2013	1	12	762	13.45	74	5667	444	318	58.27	41.73
5	26	2013	1	15	760	13.41	75	5667	385	375	50.66	49.34
7	4	2013	5	14	757	13.36	76	5667	229	528	30.25	69.75
7	28	2013	1	13	757	13.36	77	5667	467	290	61.69	38.31
3	30	2013	7	13	756	13.34	78	5667	451	305	59.66	40.34
8	31	2013	7	12	756	13.34	79	5667	343	413	45.37	54.63
8	30	2013	6	15	755	13.32	80	5667	303	452	40.13	59.87
8	31	2013	7	16	755	13.32	81	5667	336	419	44.50	55.50
5	27	2013	2	13	754	13.31	82	5667	581	173	77.06	22.94
8	18	2013	1	17	754	13.31	83	5667	381	373	50.53	49.47
5	26	2013	1	16	753	13.29	84	5667	375	378	49.80	50.20
3	30	2013	7	14	752	13.27	85	5667	419	333	55.72	44.28
7	4	2013	5	15	752	13.27	86	5667	230	522	30.59	69.41
8	22	2013	5	16	751	13.25	87	5667	346	405	46.07	53.93
9	6	2013	6	14	751	13.25	88	5667	275	476	36.62	63.38
8	16	2013	6	14	749	13.22	89	5667	363	386	48.46	51.54
8	22	2013	5	17	749	13.22	90	5667	348	401	46.46	53.54
10	5	2013	7	16	749	13.22	91	5667	302	447	40.32	59.68
8	11	2013	1	15	747	13.18	92	5667	359	388	48.06	51.94
8	11	2013	1	16	747	13.18	93	5667	363	384	48.59	51.41
9	1	2013	1	17	746	13.16	94	5667	362	384	48.53	51.47

MO	DY	YR	DAY OF WK	HR	HR VOL	PERCENT OF AADT	HOUR NUMBER	AADT	NORTH VOLUME	SOUTH VOLUME	PERCENT NORTH IS OF TOTAL VOLUME	PERCENT SOUTH IS OF TOTAL VOLUME
7	5	2013	6	18	745	13.15	95	5667	331	414	44.43	55.57
8	11	2013	1	14	744	13.13	96	5667	444	300	59.68	40.32
5	26	2013	1	14	743	13.11	97	5667	416	327	55.99	44.01
8	24	2013	7	13	741	13.08	98	5667	322	419	43.45	56.55
9	6	2013	6	16	741	13.08	99	5667	229	512	30.90	69.10
5	25	2013	7	14	738	13.02	100	5667	333	405	45.12	54.88
5	27	2013	2	12	737	13.01	101	5667	572	165	77.61	22.39
8	2	2013	6	16	737	13.01	102	5667	338	399	45.86	54.14
8	23	2013	6	14	737	13.01	103	5667	304	433	41.25	58.75
8	11	2013	1	13	736	12.99	104	5667	465	271	63.18	36.82
8	17	2013	7	14	736	12.99	105	5667	383	353	52.04	47.96
8	4	2013	1	12	734	12.95	106	5667	483	251	65.80	34.20
7	5	2013	6	11	732	12.92	107	5667	507	225	69.26	30.74
8	18	2013	1	12	731	12.90	108	5667	466	265	63.75	36.25
8	24	2013	7	14	730	12.88	109	5667	325	405	44.52	55.48
8	10	2013	7	16	728	12.85	110	5667	343	385	47.12	52.88
8	17	2013	7	16	728	12.85	111	5667	312	416	42.86	57.14
8	25	2013	1	12	726	12.81	112	5667	458	268	63.09	36.91
9	6	2013	6	15	726	12.81	113	5667	253	473	34.85	65.15
8	2	2013	6	15	725	12.79	114	5667	304	421	41.93	58.07
8	9	2013	6	16	725	12.79	115	5667	278	447	38.34	61.66
8	30	2013	6	13	724	12.78	116	5667	345	379	47.65	52.35
9	2	2013	2	16	724	12.78	117	5667	433	291	59.81	40.19
9	7	2013	7	18	724	12.78	118	5667	392	332	54.14	45.86
7	7	2013	1	16	723	12.76	119	5667	414	309	57.26	42.74
8	24	2013	7	15	723	12.76	120	5667	332	391	45.92	54.08
9	8	2013	1	17	723	12.76	121	5667	520	203	71.92	28.08
10	18	2013	6	16	722	12.74	122	5667	207	515	28.67	71.33
10	19	2013	7	17	722	12.74	123	5667	210	512	29.09	70.91
4	27	2013	7	14	721	12.72	124	5667	376	345	52.15	47.85
7	3	2013	4	12	721	12.72	125	5667	376	345	52.15	47.85
7	28	2013	1	15	720	12.71	126	5667	383	337	53.19	46.81
8	16	2013	6	17	720	12.71	127	5667	259	461	35.97	64.03
8	25	2013	1	17	718	12.67	128	5667	444	274	61.84	38.16
7	3	2013	4	18	717	12.65	129	5667	222	495	30.96	69.04
7	4	2013	5	13	716	12.63	130	5667	228	488	31.84	68.16
8	3	2013	7	13	713	12.58	131	5667	348	365	48.81	51.19
8	9	2013	6	15	713	12.58	132	5667	282	431	39.55	60.45
8	21	2013	4	16	712	12.56	133	5667	321	391	45.08	54.92
3	9	2013	7	14	711	12.55	134	5667	204	507	28.69	71.31
8	10	2013	7	13	709	12.51	135	5667	354	355	49.93	50.07

MO	DY	YR	DAY OF WK	HR	HR VOL	PERCENT OF AADT	HOUR NUMBER	AADT	NORTH VOLUME	SOUTH VOLUME	PERCENT NORTH IS OF TOTAL VOLUME	PERCENT SOUTH IS OF TOTAL VOLUME
8	17	2013	7	13	709	12.51	136	5667	352	357	49.65	50.35
7	2	2013	3	16	707	12.48	137	5667	306	401	43.28	56.72
7	26	2013	6	17	705	12.44	138	5667	266	439	37.73	62.27
8	9	2013	6	13	704	12.42	139	5667	315	389	44.74	55.26
4	28	2013	1	15	701	12.37	140	5667	476	225	67.90	32.10
5	5	2013	1	16	701	12.37	141	5667	484	217	69.04	30.96
8	23	2013	6	15	701	12.37	142	5667	327	374	46.65	53.35
7	14	2013	1	13	700	12.35	143	5667	434	266	62.00	38.00
7	14	2013	1	15	700	12.35	144	5667	345	355	49.29	50.71
9	8	2013	1	11	700	12.35	145	5667	507	193	72.43	27.57
10	5	2013	7	14	698	12.32	146	5667	272	426	38.97	61.03
4	28	2013	1	11	697	12.30	147	5667	583	114	83.64	16.36
7	21	2013	1	16	697	12.30	148	5667	361	336	51.79	48.21
8	11	2013	1	12	697	12.30	149	5667	481	216	69.01	30.99
9	2	2013	2	15	697	12.30	150	5667	432	265	61.98	38.02
7	28	2013	1	12	696	12.28	151	5667	470	226	67.53	32.47
7	26	2013	6	14	695	12.26	152	5667	340	355	48.92	51.08
8	24	2013	7	17	695	12.26	153	5667	406	289	58.42	41.58
6	30	2013	1	14	693	12.23	154	5667	353	340	50.94	49.06
8	10	2013	7	15	693	12.23	155	5667	316	377	45.60	54.40
8	22	2013	5	18	693	12.23	156	5667	302	391	43.58	56.42
2	9	2013	7	15	691	12.19	157	5667	186	505	26.92	73.08
8	14	2013	4	14	691	12.19	158	5667	374	317	54.12	45.88
8	16	2013	6	13	691	12.19	159	5667	353	338	51.09	48.91
8	24	2013	7	12	691	12.19	160	5667	301	390	43.56	56.44
11	30	2013	7	14	691	12.19	161	5667	298	393	43.13	56.87
3	9	2013	7	15	689	12.16	162	5667	201	488	29.17	70.83
6	30	2013	1	15	689	12.16	163	5667	336	353	48.77	51.23
7	21	2013	1	15	689	12.16	164	5667	346	343	50.22	49.78
6	30	2013	1	13	688	12.14	165	5667	354	334	51.45	48.55
2	8	2013	6	15	687	12.12	166	5667	189	498	27.51	72.49
7	27	2013	7	17	687	12.12	167	5667	393	294	57.21	42.79
3	30	2013	7	15	684	12.07	168	5667	383	301	55.99	44.01
7	1	2013	2	15	684	12.07	169	5667	313	371	45.76	54.24
10	5	2013	7	15	684	12.07	170	5667	280	404	40.94	59.06
7	1	2013	2	16	682	12.03	171	5667	266	416	39.00	61.00
9	5	2013	5	16	681	12.02	172	5667	261	420	38.33	61.67
4	27	2013	7	15	679	11.98	173	5667	334	345	49.19	50.81
8	8	2013	5	15	679	11.98	174	5667	315	364	46.39	53.61
8	21	2013	4	14	679	11.98	175	5667	313	366	46.10	53.90
2	8	2013	6	14	678	11.96	176	5667	206	472	30.38	69.62

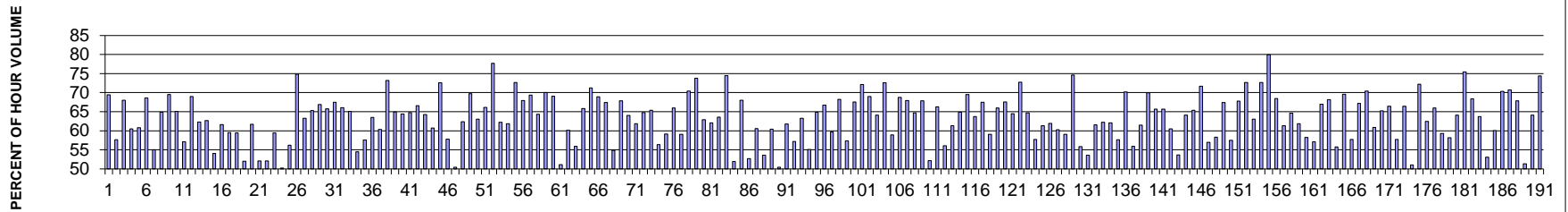
MO	DY	YR	DAY OF WK	HR	HR VOL	PERCENT OF AADT	HOUR NUMBER	AADT	NORTH VOLUME	SOUTH VOLUME	PERCENT NORTH IS OF TOTAL VOLUME	PERCENT SOUTH IS OF TOTAL VOLUME
8	26	2013	2	15	678	11.96	177	5667	332	346	48.97	51.03
8	19	2013	2	17	677	11.95	178	5667	334	343	49.34	50.66
3	30	2013	7	16	674	11.89	179	5667	353	321	52.37	47.63
7	28	2013	1	14	674	11.89	180	5667	392	282	58.16	41.84
9	6	2013	6	13	674	11.89	181	5667	276	398	40.95	59.05
4	27	2013	7	12	673	11.88	182	5667	404	269	60.03	39.97
6	29	2013	7	14	673	11.88	183	5667	295	378	43.83	56.17
7	27	2013	7	14	673	11.88	184	5667	294	379	43.68	56.32
5	25	2013	7	13	672	11.86	185	5667	307	365	45.68	54.32
7	19	2013	6	16	672	11.86	186	5667	258	414	38.39	61.61
8	21	2013	4	15	672	11.86	187	5667	317	355	47.17	52.83
12	30	2013	2	14	672	11.86	188	5667	279	393	41.52	58.48
7	1	2013	2	14	671	11.84	189	5667	324	347	48.29	51.71
8	15	2013	5	16	671	11.84	190	5667	312	359	46.50	53.50
8	30	2013	6	12	671	11.84	191	5667	348	323	51.86	48.14
7	2	2013	3	14	670	11.82	192	5667	291	379	43.43	56.57
9	5	2013	5	14	670	11.82	193	5667	276	394	41.19	58.81
6	23	2013	1	13	669	11.81	194	5667	434	235	64.87	35.13
8	14	2013	4	16	669	11.81	195	5667	286	383	42.75	57.25
8	15	2013	5	15	669	11.81	196	5667	311	358	46.49	53.51
9	7	2013	7	19	669	11.81	197	5667	368	301	55.01	44.99
4	27	2013	7	13	668	11.79	198	5667	380	288	56.89	43.11
8	9	2013	6	14	667	11.77	199	5667	359	308	53.82	46.18
8	17	2013	7	12	667	11.77	200	5667	341	326	51.12	48.88

**SR 090 MP 47.71 TINKHAM RD ADC SITE S901
K FOR PEAK 200 HOURS OF 2013
Recreational Site**



AADT= 30255 K 30 FACTOR= 14.63 K 100 FACTOR= 13.58 K 200 FACTOR= 12.68 D 100 FACTOR= 67.59

**SR 090 MP 47.71 TINKHAM RD ADC SITE S901
D % IN THE PEAK 200 HOURS OF 2013**



MO	DY	YR	DAY OF WK	HR	HR VOL	PERCENT OF AADT	HOUR NUMBER	AADT	EAST VOLUME	WEST VOLUME	PERCENT EAST IS OF TOTAL VOLUME	PERCENT WEST IS OF TOTAL VOLUME
5	24	2013	6	15	4972	16.43	1	30255	3452	1520	69.43	30.57
8	18	2013	1	14	4830	15.96	2	30255	2046	2784	42.36	57.64
1	1	2013	3	16	4792	15.84	3	30255	1532	3260	31.97	68.03
1	1	2013	3	15	4779	15.80	4	30255	1888	2891	39.51	60.49
8	18	2013	1	15	4741	15.67	5	30255	1857	2884	39.17	60.83
5	24	2013	6	14	4724	15.61	6	30255	3240	1484	68.59	31.41
8	18	2013	1	13	4721	15.60	7	30255	2125	2596	45.01	54.99
7	7	2013	1	14	4708	15.56	8	30255	1656	3052	35.17	64.83
5	24	2013	6	16	4696	15.52	9	30255	3264	1432	69.51	30.49
8	30	2013	6	15	4609	15.23	10	30255	2998	1611	65.05	34.95
8	11	2013	1	14	4596	15.19	11	30255	1970	2626	42.86	57.14
5	24	2013	6	17	4594	15.18	12	30255	3170	1424	69.00	31.00

MO	DY	YR	DAY OF WK	HR	HR VOL	PERCENT OF AADT	HOUR NUMBER	AADT	EAST VOLUME	WEST VOLUME	PERCENT EAST IS OF TOTAL VOLUME	PERCENT WEST IS OF TOTAL VOLUME
7	7	2013	1	13	4566	15.09	13	30255	1722	2844	37.71	62.29
8	25	2013	1	13	4564	15.09	14	30255	1705	2859	37.36	62.64
11	27	2013	4	15	4550	15.04	15	30255	2459	2091	54.04	45.96
8	18	2013	1	16	4549	15.04	16	30255	1747	2802	38.40	61.60
7	28	2013	1	13	4534	14.99	17	30255	1834	2700	40.45	59.55
7	21	2013	1	13	4531	14.98	18	30255	1837	2694	40.54	59.46
6	21	2013	6	17	4518	14.93	19	30255	2170	2348	48.03	51.97
10	13	2013	1	18	4517	14.93	20	30255	1730	2787	38.30	61.70
1	1	2013	3	14	4515	14.92	21	30255	2165	2350	47.95	52.05
12	1	2013	1	13	4478	14.80	22	30255	2331	2147	52.05	47.95
7	21	2013	1	14	4448	14.70	23	30255	1803	2645	40.54	59.46
6	21	2013	6	16	4440	14.68	24	30255	2228	2212	50.18	49.82
8	11	2013	1	13	4437	14.67	25	30255	1944	2493	43.81	56.19
1	1	2013	3	17	4435	14.66	26	30255	1117	3318	25.19	74.81
7	7	2013	1	15	4431	14.65	27	30255	1626	2805	36.70	63.30
8	4	2013	1	16	4428	14.64	28	30255	1535	2893	34.67	65.33
7	21	2013	1	17	4427	14.63	29	30255	1467	2960	33.14	66.86
8	30	2013	6	14	4425	14.63	30	30255	2908	1517	65.72	34.28
10	20	2013	1	16	4417	14.60	31	30255	1435	2982	32.49	67.51
6	16	2013	1	16	4410	14.58	32	30255	1496	2914	33.92	66.08
7	28	2013	1	15	4405	14.56	33	30255	1540	2865	34.96	65.04
11	27	2013	4	16	4403	14.55	34	30255	2400	2003	54.51	45.49
12	1	2013	1	12	4403	14.55	35	30255	2533	1870	57.53	42.47
7	28	2013	1	14	4401	14.55	36	30255	1606	2795	36.49	63.51
8	25	2013	1	14	4401	14.55	37	30255	1744	2657	39.63	60.37
2	10	2013	1	16	4397	14.53	38	30255	1178	3219	26.79	73.21
8	30	2013	6	17	4392	14.52	39	30255	2850	1542	64.89	35.11
7	21	2013	1	16	4390	14.51	40	30255	1562	2828	35.58	64.42
7	28	2013	1	16	4385	14.49	41	30255	1545	2840	35.23	64.77
8	31	2013	7	12	4384	14.49	42	30255	2920	1464	66.61	33.39
4	21	2013	1	16	4382	14.48	43	30255	1568	2814	35.78	64.22
7	7	2013	1	12	4380	14.48	44	30255	1719	2661	39.25	60.75
5	5	2013	1	17	4378	14.47	45	30255	1200	3178	27.41	72.59
7	28	2013	1	12	4377	14.47	46	30255	1846	2531	42.18	57.82
8	18	2013	1	12	4374	14.46	47	30255	2167	2207	49.54	50.46
7	14	2013	1	15	4368	14.44	48	30255	1645	2723	37.66	62.34
3	3	2013	1	16	4363	14.42	49	30255	1320	3043	30.25	69.75
7	21	2013	1	15	4362	14.42	50	30255	1612	2750	36.96	63.04
8	4	2013	1	17	4359	14.41	51	30255	1475	2884	33.84	66.16
1	20	2013	1	16	4344	14.36	52	30255	969	3375	22.31	77.69
8	4	2013	1	14	4342	14.35	53	30255	1639	2703	37.75	62.25

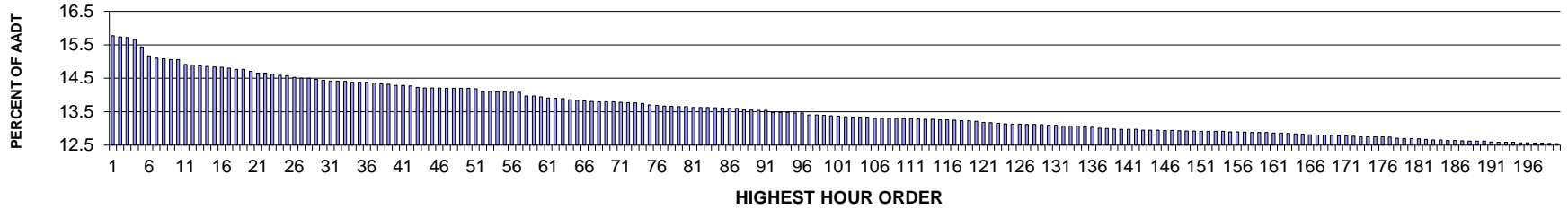
MO	DY	YR	DAY OF WK	HR	HR VOL	PERCENT OF AADT	HOUR NUMBER	AADT	EAST VOLUME	WEST VOLUME	PERCENT EAST IS OF TOTAL VOLUME	PERCENT WEST IS OF TOTAL VOLUME
8	18	2013	1	18	4328	14.31	54	30255	1652	2676	38.17	61.83
5	5	2013	1	16	4326	14.30	55	30255	1181	3145	27.30	72.70
7	28	2013	1	17	4322	14.29	56	30255	1386	2936	32.07	67.93
8	31	2013	7	11	4315	14.26	57	30255	2993	1322	69.36	30.64
6	30	2013	1	13	4311	14.25	58	30255	1538	2773	35.68	64.32
10	13	2013	1	17	4306	14.23	59	30255	1289	3017	29.93	70.07
10	20	2013	1	17	4297	14.20	60	30255	1328	2969	30.91	69.09
12	1	2013	1	15	4297	14.20	61	30255	2196	2101	51.11	48.89
7	26	2013	6	15	4292	14.19	62	30255	2581	1711	60.14	39.86
8	11	2013	1	15	4282	14.15	63	30255	1888	2394	44.09	55.91
7	7	2013	1	16	4274	14.13	64	30255	1459	2815	34.14	65.86
5	24	2013	6	13	4269	14.11	65	30255	3042	1227	71.26	28.74
7	28	2013	1	18	4264	14.09	66	30255	1325	2939	31.07	68.93
7	14	2013	1	17	4260	14.08	67	30255	1389	2871	32.61	67.39
7	21	2013	1	12	4260	14.08	68	30255	1923	2337	45.14	54.86
8	30	2013	6	13	4239	14.01	69	30255	2875	1364	67.82	32.18
6	16	2013	1	15	4232	13.99	70	30255	1524	2708	36.01	63.99
6	30	2013	1	12	4221	13.95	71	30255	1610	2611	38.14	61.86
9	22	2013	1	18	4220	13.95	72	30255	1487	2733	35.24	64.76
8	4	2013	1	15	4217	13.94	73	30255	1459	2758	34.60	65.40
8	16	2013	6	15	4207	13.91	74	30255	2372	1835	56.38	43.62
8	11	2013	1	16	4204	13.90	75	30255	1719	2485	40.89	59.11
7	14	2013	1	16	4203	13.89	76	30255	1429	2774	34.00	66.00
2	18	2013	2	16	4196	13.87	77	30255	1716	2480	40.90	59.10
3	24	2013	1	17	4192	13.86	78	30255	1241	2951	29.60	70.40
2	10	2013	1	17	4175	13.80	79	30255	1094	3081	26.20	73.80
6	28	2013	6	15	4175	13.80	80	30255	2626	1549	62.90	37.10
8	25	2013	1	16	4175	13.80	81	30255	1583	2592	37.92	62.08
8	25	2013	1	15	4174	13.80	82	30255	1521	2653	36.44	63.56
5	5	2013	1	18	4171	13.79	83	30255	1065	3106	25.53	74.47
6	21	2013	6	13	4171	13.79	84	30255	2005	2166	48.07	51.93
10	13	2013	1	16	4170	13.78	85	30255	1333	2837	31.97	68.03
11	27	2013	4	14	4169	13.78	86	30255	2197	1972	52.70	47.30
7	26	2013	6	14	4166	13.77	87	30255	2523	1643	60.56	39.44
7	19	2013	6	15	4159	13.75	88	30255	2229	1930	53.59	46.41
7	26	2013	6	16	4158	13.74	89	30255	2512	1646	60.41	39.59
8	11	2013	1	12	4157	13.74	90	30255	2062	2095	49.60	50.40
8	31	2013	7	13	4152	13.72	91	30255	2565	1587	61.78	38.22
8	9	2013	6	15	4149	13.71	92	30255	2372	1777	57.17	42.83
10	20	2013	1	15	4149	13.71	93	30255	1524	2625	36.73	63.27
7	19	2013	6	16	4143	13.69	94	30255	2281	1862	55.06	44.94

MO	DY	YR	DAY OF WK	HR	HR VOL	PERCENT OF AADT	HOUR NUMBER	AADT	EAST VOLUME	WEST VOLUME	PERCENT EAST IS OF TOTAL VOLUME	PERCENT WEST IS OF TOTAL VOLUME
5	27	2013	2	15	4124	13.63	95	30255	1451	2673	35.18	64.82
7	7	2013	1	17	4122	13.62	96	30255	1370	2752	33.24	66.76
8	11	2013	1	17	4116	13.60	97	30255	1661	2455	40.35	59.65
2	17	2013	1	16	4112	13.59	98	30255	1306	2806	31.76	68.24
8	25	2013	1	12	4112	13.59	99	30255	1754	2358	42.66	57.34
5	27	2013	2	12	4110	13.58	100	30255	1332	2778	32.41	67.59
7	21	2013	1	19	4102	13.56	101	30255	1142	2960	27.84	72.16
7	21	2013	1	18	4098	13.54	102	30255	1272	2826	31.04	68.96
5	27	2013	2	14	4095	13.53	103	30255	1469	2626	35.87	64.13
2	24	2013	1	16	4094	13.53	104	30255	1122	2972	27.41	72.59
9	2	2013	2	12	4091	13.52	105	30255	1680	2411	41.07	58.93
8	4	2013	1	18	4088	13.51	106	30255	1276	2812	31.21	68.79
6	16	2013	1	17	4087	13.51	107	30255	1311	2776	32.08	67.92
9	2	2013	2	11	4083	13.50	108	30255	1440	2643	35.27	64.73
9	15	2013	1	12	4076	13.47	109	30255	1311	2765	32.16	67.84
12	1	2013	1	16	4076	13.47	110	30255	1951	2125	47.87	52.13
10	13	2013	1	15	4072	13.46	111	30255	1374	2698	33.74	66.26
8	4	2013	1	13	4067	13.44	112	30255	1786	2281	43.91	56.09
6	28	2013	6	16	4062	13.43	113	30255	2490	1572	61.30	38.70
5	27	2013	2	13	4059	13.42	114	30255	1427	2632	35.16	64.84
3	3	2013	1	17	4058	13.41	115	30255	1236	2822	30.46	69.54
9	2	2013	2	15	4054	13.40	116	30255	1469	2585	36.24	63.76
6	30	2013	1	16	4053	13.40	117	30255	1318	2735	32.52	67.48
11	30	2013	7	15	4047	13.38	118	30255	1657	2390	40.94	59.06
9	15	2013	1	13	4046	13.37	119	30255	1378	2668	34.06	65.94
8	18	2013	1	17	4042	13.36	120	30255	1310	2732	32.41	67.59
3	31	2013	1	17	4039	13.35	121	30255	1435	2604	35.53	64.47
4	14	2013	1	18	4032	13.33	122	30255	1099	2933	27.26	72.74
8	11	2013	1	18	4032	13.33	123	30255	1422	2610	35.27	64.73
8	16	2013	6	16	4031	13.32	124	30255	2327	1704	57.73	42.27
6	30	2013	1	14	4027	13.31	125	30255	1558	2469	38.69	61.31
8	25	2013	1	17	4025	13.30	126	30255	1532	2493	38.06	61.94
3	17	2013	1	16	4021	13.29	127	30255	1598	2423	39.74	60.26
7	14	2013	1	14	4013	13.26	128	30255	1642	2371	40.92	59.08
1	13	2013	1	16	4008	13.25	129	30255	1017	2991	25.37	74.63
2	18	2013	2	15	4008	13.25	130	30255	1770	2238	44.16	55.84
11	30	2013	7	14	4007	13.24	131	30255	1861	2146	46.44	53.56
9	2	2013	2	14	4006	13.24	132	30255	1541	2465	38.47	61.53
6	28	2013	6	14	4003	13.23	133	30255	2490	1513	62.20	37.80
8	30	2013	6	16	4003	13.23	134	30255	2484	1519	62.05	37.95
4	7	2013	1	15	4002	13.23	135	30255	1697	2305	42.40	57.60

MO	DY	YR	DAY OF WK	HR	HR VOL	PERCENT OF AADT	HOUR NUMBER	AADT	EAST VOLUME	WEST VOLUME	PERCENT EAST IS OF TOTAL VOLUME	PERCENT WEST IS OF TOTAL VOLUME
5	25	2013	7	12	4001	13.22	136	30255	2809	1192	70.21	29.79
8	9	2013	6	14	4001	13.22	137	30255	2238	1763	55.94	44.06
6	16	2013	1	14	3991	13.19	138	30255	1537	2454	38.51	61.49
5	24	2013	6	18	3985	13.17	139	30255	2787	1198	69.94	30.06
9	15	2013	1	15	3985	13.17	140	30255	1367	2618	34.30	65.70
7	14	2013	1	18	3975	13.14	141	30255	1364	2611	34.31	65.69
7	26	2013	6	13	3974	13.14	142	30255	2403	1571	60.47	39.53
7	19	2013	6	14	3973	13.13	143	30255	2133	1840	53.69	46.31
6	30	2013	1	15	3972	13.13	144	30255	1426	2546	35.90	64.10
3	24	2013	1	16	3969	13.12	145	30255	1373	2596	34.59	65.41
7	28	2013	1	19	3961	13.09	146	30255	1123	2838	28.35	71.65
1	1	2013	3	13	3955	13.07	147	30255	2253	1702	56.97	43.03
8	9	2013	6	16	3955	13.07	148	30255	2305	1650	58.28	41.72
9	22	2013	1	17	3950	13.06	149	30255	1287	2663	32.58	67.42
8	23	2013	6	15	3949	13.05	150	30255	2269	1680	57.46	42.54
9	15	2013	1	17	3947	13.05	151	30255	1272	2675	32.23	67.77
7	7	2013	1	18	3935	13.01	152	30255	1077	2858	27.37	72.63
6	14	2013	6	17	3934	13.00	153	30255	2479	1455	63.01	36.99
5	24	2013	6	12	3931	12.99	154	30255	2855	1076	72.63	27.37
1	20	2013	1	17	3930	12.99	155	30255	787	3143	20.03	79.97
8	18	2013	1	19	3930	12.99	156	30255	1239	2691	31.53	68.47
6	23	2013	1	15	3927	12.98	157	30255	1520	2407	38.71	61.29
11	30	2013	7	16	3927	12.98	158	30255	1389	2538	35.37	64.63
4	21	2013	1	17	3924	12.97	159	30255	1498	2426	38.18	61.82
8	16	2013	6	17	3921	12.96	160	30255	2283	1638	58.22	41.78
9	1	2013	1	12	3920	12.96	161	30255	2239	1681	57.12	42.88
10	11	2013	6	14	3917	12.95	162	30255	2622	1295	66.94	33.06
9	15	2013	1	16	3916	12.94	163	30255	1247	2669	31.84	68.16
11	27	2013	4	17	3915	12.94	164	30255	2183	1732	55.76	44.24
5	5	2013	1	15	3914	12.94	165	30255	1192	2722	30.45	69.55
3	3	2013	1	14	3912	12.93	166	30255	1654	2258	42.28	57.72
6	9	2013	1	16	3910	12.92	167	30255	1284	2626	32.84	67.16
2	17	2013	1	17	3907	12.91	168	30255	1157	2750	29.61	70.39
9	2	2013	2	13	3907	12.91	169	30255	1530	2377	39.16	60.84
6	28	2013	6	13	3905	12.91	170	30255	2548	1357	65.25	34.75
5	19	2013	1	17	3901	12.89	171	30255	1311	2590	33.61	66.39
8	23	2013	6	16	3901	12.89	172	30255	2251	1650	57.70	42.30
9	15	2013	1	14	3900	12.89	173	30255	1308	2592	33.54	66.46
8	4	2013	1	12	3899	12.89	174	30255	1908	1991	48.94	51.06
1	27	2013	1	16	3896	12.88	175	30255	1083	2813	27.80	72.20
10	27	2013	1	16	3896	12.88	176	30255	1463	2433	37.55	62.45

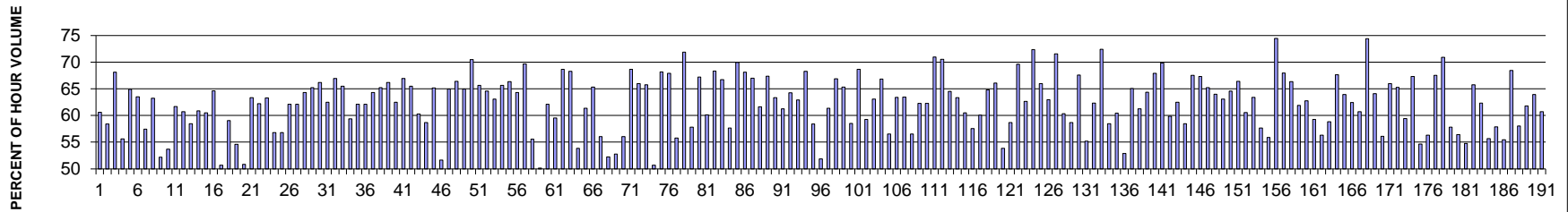
MO	DY	YR	DAY OF WK	HR	HR VOL	PERCENT OF AADT	HOUR NUMBER	AADT	EAST VOLUME	WEST VOLUME	PERCENT EAST IS OF TOTAL VOLUME	PERCENT WEST IS OF TOTAL VOLUME
4	28	2013	1	17	3892	12.86	177	30255	1324	2568	34.02	65.98
8	2	2013	6	14	3888	12.85	178	30255	2304	1584	59.26	40.74
8	16	2013	6	14	3887	12.85	179	30255	2261	1626	58.17	41.83
5	12	2013	1	18	3884	12.84	180	30255	1393	2491	35.87	64.13
5	25	2013	7	11	3884	12.84	181	30255	2929	955	75.41	24.59
6	16	2013	1	18	3884	12.84	182	30255	1227	2657	31.59	68.41
10	6	2013	1	16	3883	12.83	183	30255	1410	2473	36.31	63.69
3	17	2013	1	15	3876	12.81	184	30255	1821	2055	46.98	53.02
8	2	2013	6	16	3873	12.80	185	30255	2324	1549	60.01	39.99
8	11	2013	1	19	3872	12.80	186	30255	1150	2722	29.70	70.30
6	30	2013	1	18	3869	12.79	187	30255	1134	2735	29.31	70.69
6	9	2013	1	17	3868	12.78	188	30255	1244	2624	32.16	67.84
2	18	2013	2	14	3861	12.76	189	30255	1878	1983	48.64	51.36
5	12	2013	1	17	3859	12.75	190	30255	1386	2473	35.92	64.08
7	7	2013	1	19	3859	12.75	191	30255	987	2872	25.58	74.42
9	29	2013	1	16	3856	12.75	192	30255	1690	2166	43.83	56.17
4	7	2013	1	16	3849	12.72	193	30255	1466	2383	38.09	61.91
8	17	2013	7	12	3847	12.72	194	30255	2276	1571	59.16	40.84
10	11	2013	6	15	3845	12.71	195	30255	2412	1433	62.73	37.27
6	23	2013	1	16	3844	12.71	196	30255	1425	2419	37.07	62.93
3	17	2013	1	17	3840	12.69	197	30255	1324	2516	34.48	65.52
8	25	2013	1	18	3838	12.69	198	30255	1427	2411	37.18	62.82
7	19	2013	6	17	3837	12.68	199	30255	2207	1630	57.52	42.48
7	26	2013	6	17	3837	12.68	200	30255	2395	1442	62.42	37.58

SR 090 MP 52.24 SNOQUALMIE ADC S902
K FOR PEAK 200 HOURS OF 2013
Recreational Site



AADT= 28774 K 30 FACTOR= 14.44 K 100 FACTOR= 13.38 K 200 FACTOR= 12.54 D 100 FACTOR= 58.50

SR 090 MP 52.24 SNOQUALMIE ADC SITE S902
D % IN THE PEAK 200 HOURS OF 2013



MO	DY	YR	DAY OF WK	HR	HR VOL	PERCENT OF AADT	HOUR NUMBER	AADT	EAST VOLUME	WEST VOLUME	PERCENT EAST IS OF TOTAL VOLUME	PERCENT WEST IS OF TOTAL VOLUME
8	18	2013	1	15	4537	15.77	1	28774	1788	2749	39.41	60.59
8	18	2013	1	14	4530	15.74	2	28774	1884	2646	41.59	58.41
5	24	2013	6	14	4523	15.72	3	28774	3081	1442	68.12	31.88
8	18	2013	1	13	4506	15.66	4	28774	2000	2506	44.39	55.61
7	7	2013	1	14	4443	15.44	5	28774	1560	2883	35.11	64.89
7	7	2013	1	13	4365	15.17	6	28774	1592	2773	36.47	63.53
8	11	2013	1	14	4345	15.10	7	28774	1849	2496	42.55	57.45
8	25	2013	1	13	4341	15.09	8	28774	1595	2746	36.74	63.26
12	1	2013	1	13	4333	15.06	9	28774	2261	2072	52.18	47.82
11	27	2013	4	15	4332	15.06	10	28774	2326	2006	53.69	46.31
10	13	2013	1	18	4291	14.91	11	28774	1645	2646	38.34	61.66
7	21	2013	1	13	4288	14.90	12	28774	1684	2604	39.27	60.73

MO	DY	YR	DAY OF WK	HR	HR VOL	PERCENT OF AADT	HOUR NUMBER	AADT	EAST VOLUME	WEST VOLUME	PERCENT EAST IS OF TOTAL VOLUME	PERCENT WEST IS OF TOTAL VOLUME
12	1	2013	1	12	4280	14.87	13	28774	2503	1777	58.48	41.52
8	18	2013	1	16	4274	14.85	14	28774	1672	2602	39.12	60.88
7	28	2013	1	13	4270	14.84	15	28774	1686	2584	39.48	60.52
6	16	2013	1	16	4268	14.83	16	28774	1510	2758	35.38	64.62
6	21	2013	6	16	4258	14.80	17	28774	2157	2101	50.66	49.34
8	18	2013	1	18	4249	14.77	18	28774	1739	2510	40.93	59.07
11	27	2013	4	16	4249	14.77	19	28774	2321	1928	54.62	45.38
6	21	2013	6	17	4233	14.71	20	28774	2081	2152	49.16	50.84
7	7	2013	1	15	4218	14.66	21	28774	1545	2673	36.63	63.37
7	7	2013	1	12	4217	14.66	22	28774	1594	2623	37.80	62.20
7	28	2013	1	14	4206	14.62	23	28774	1543	2663	36.69	63.31
8	11	2013	1	13	4199	14.59	24	28774	1813	2386	43.18	56.82
7	21	2013	1	14	4194	14.58	25	28774	1705	2489	40.65	59.35
8	4	2013	1	14	4181	14.53	26	28774	1585	2596	37.91	62.09
7	14	2013	1	15	4173	14.50	27	28774	1582	2591	37.91	62.09
4	21	2013	1	16	4172	14.50	28	28774	1489	2683	35.69	64.31
8	4	2013	1	16	4165	14.47	29	28774	1448	2717	34.77	65.23
7	21	2013	1	17	4155	14.44	30	28774	1405	2750	33.81	66.19
7	21	2013	1	15	4149	14.42	31	28774	1557	2592	37.53	62.47
10	20	2013	1	16	4148	14.42	32	28774	1371	2777	33.05	66.95
7	28	2013	1	15	4147	14.41	33	28774	1431	2716	34.51	65.49
8	25	2013	1	14	4139	14.38	34	28774	1643	2496	39.70	60.30
7	28	2013	1	12	4138	14.38	35	28774	1711	2427	41.35	58.65
7	28	2013	1	16	4138	14.38	36	28774	1442	2696	34.85	65.15
8	18	2013	1	12	4133	14.36	37	28774	1999	2134	48.37	51.63
6	30	2013	1	13	4122	14.33	38	28774	1444	2678	35.03	64.97
7	28	2013	1	17	4120	14.32	39	28774	1384	2736	33.59	66.41
8	4	2013	1	17	4113	14.29	40	28774	1441	2672	35.04	64.96
5	24	2013	6	13	4112	14.29	41	28774	2899	1213	70.50	29.50
8	31	2013	7	12	4107	14.27	42	28774	2696	1411	65.64	34.36
7	21	2013	1	16	4094	14.23	43	28774	1450	2644	35.42	64.58
6	30	2013	1	12	4088	14.21	44	28774	1510	2578	36.94	63.06
7	7	2013	1	16	4088	14.21	45	28774	1404	2684	34.34	65.66
7	14	2013	1	17	4088	14.21	46	28774	1375	2713	33.64	66.36
6	16	2013	1	15	4086	14.20	47	28774	1458	2628	35.68	64.32
10	13	2013	1	17	4086	14.20	48	28774	1239	2847	30.32	69.68
8	11	2013	1	15	4085	14.20	49	28774	1816	2269	44.46	55.54
12	1	2013	1	15	4085	14.20	50	28774	2048	2037	50.13	49.87
6	28	2013	6	15	4079	14.18	51	28774	2534	1545	62.12	37.88
7	26	2013	6	15	4060	14.11	52	28774	2418	1642	59.56	40.44
8	31	2013	7	11	4059	14.11	53	28774	2787	1272	68.66	31.34

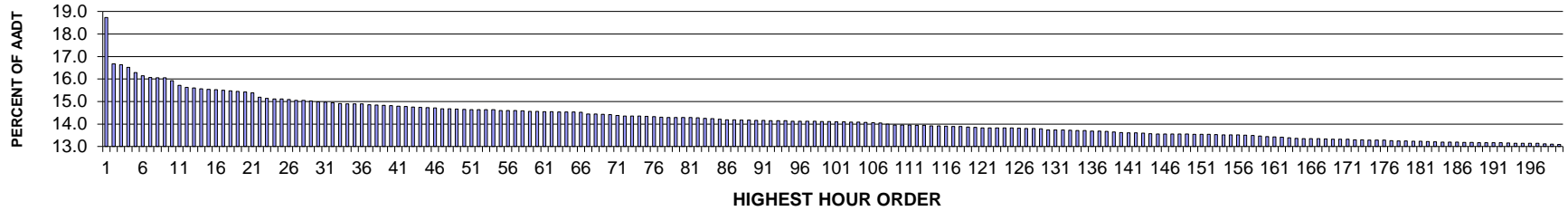
MO	DY	YR	DAY OF WK	HR	HR VOL	PERCENT OF AADT	HOUR NUMBER	AADT	EAST VOLUME	WEST VOLUME	PERCENT EAST IS OF TOTAL VOLUME	PERCENT WEST IS OF TOTAL VOLUME
10	20	2013	1	17	4056	14.10	54	28774	1286	2770	31.71	68.29
7	19	2013	6	15	4055	14.09	55	28774	2183	1872	53.83	46.17
7	26	2013	6	16	4050	14.08	56	28774	2485	1565	61.36	38.64
9	22	2013	1	18	4050	14.08	57	28774	1405	2645	34.69	65.31
7	21	2013	1	12	4020	13.97	58	28774	1766	2254	43.93	56.07
11	27	2013	4	14	4019	13.97	59	28774	2099	1920	52.23	47.77
6	21	2013	6	13	4011	13.94	60	28774	1895	2116	47.25	52.75
8	16	2013	6	15	4003	13.91	61	28774	2243	1760	56.03	43.97
7	28	2013	1	18	4000	13.90	62	28774	1253	2747	31.33	68.68
7	14	2013	1	16	3997	13.89	63	28774	1361	2636	34.05	65.95
8	4	2013	1	15	3989	13.86	64	28774	1365	2624	34.22	65.78
12	1	2013	1	16	3982	13.84	65	28774	1963	2019	49.30	50.70
8	4	2013	1	18	3976	13.82	66	28774	1265	2711	31.82	68.18
1	1	2013	3	16	3975	13.81	67	28774	1275	2700	32.08	67.92
7	19	2013	6	16	3971	13.80	68	28774	2215	1756	55.78	44.22
7	21	2013	1	19	3971	13.80	69	28774	1118	2853	28.15	71.85
8	9	2013	6	15	3970	13.80	70	28774	2296	1674	57.83	42.17
6	16	2013	1	17	3966	13.78	71	28774	1301	2665	32.80	67.20
7	26	2013	6	14	3963	13.77	72	28774	2382	1581	60.11	39.89
5	5	2013	1	17	3960	13.76	73	28774	1253	2707	31.64	68.36
10	13	2013	1	15	3955	13.75	74	28774	1316	2639	33.27	66.73
8	11	2013	1	16	3941	13.70	75	28774	1668	2273	42.32	57.68
5	5	2013	1	16	3939	13.69	76	28774	1184	2755	30.06	69.94
7	21	2013	1	18	3932	13.67	77	28774	1254	2678	31.89	68.11
7	7	2013	1	17	3931	13.66	78	28774	1297	2634	32.99	67.01
8	25	2013	1	16	3928	13.65	79	28774	1507	2421	38.37	61.63
5	27	2013	2	12	3927	13.65	80	28774	1281	2646	32.62	67.38
8	25	2013	1	15	3923	13.63	81	28774	1438	2485	36.66	63.34
1	1	2013	3	15	3922	13.63	82	28774	1520	2402	38.76	61.24
5	27	2013	2	14	3921	13.63	83	28774	1402	2519	35.76	64.24
5	24	2013	6	15	3918	13.62	84	28774	2466	1452	62.94	37.06
10	13	2013	1	16	3916	13.61	85	28774	1243	2673	31.74	68.26
8	16	2013	6	16	3913	13.60	86	28774	2285	1628	58.40	41.60
8	11	2013	1	12	3912	13.60	87	28774	1884	2028	48.16	51.84
8	31	2013	7	13	3903	13.56	88	28774	2394	1509	61.34	38.66
9	15	2013	1	13	3900	13.55	89	28774	1292	2608	33.13	66.87
5	27	2013	2	13	3897	13.54	90	28774	1351	2546	34.67	65.33
8	11	2013	1	17	3896	13.54	91	28774	1617	2279	41.50	58.50
9	15	2013	1	12	3879	13.48	92	28774	1217	2662	31.37	68.63
8	25	2013	1	12	3878	13.48	93	28774	1579	2299	40.72	59.28
10	20	2013	1	15	3878	13.48	94	28774	1432	2446	36.93	63.07

MO	DY	YR	DAY OF WK	HR	HR VOL	PERCENT OF AADT	HOUR NUMBER	AADT	EAST VOLUME	WEST VOLUME	PERCENT EAST IS OF TOTAL VOLUME	PERCENT WEST IS OF TOTAL VOLUME
6	30	2013	1	16	3873	13.46	95	28774	1285	2588	33.18	66.82
8	4	2013	1	13	3872	13.46	96	28774	1684	2188	43.49	56.51
5	27	2013	2	15	3856	13.40	97	28774	1412	2444	36.62	63.38
8	11	2013	1	18	3856	13.40	98	28774	1410	2446	36.57	63.43
6	21	2013	6	12	3852	13.39	99	28774	2177	1675	56.52	43.48
6	28	2013	6	14	3851	13.38	100	28774	2398	1453	62.27	37.73
6	28	2013	6	16	3848	13.37	101	28774	2396	1452	62.27	37.73
7	28	2013	1	19	3840	13.35	102	28774	1115	2725	29.04	70.96
5	5	2013	1	18	3839	13.34	103	28774	1132	2707	29.49	70.51
5	24	2013	6	17	3839	13.34	104	28774	2477	1362	64.52	35.48
6	14	2013	6	17	3838	13.34	105	28774	2432	1406	63.37	36.63
7	14	2013	1	14	3828	13.30	106	28774	1513	2315	39.52	60.48
8	23	2013	6	15	3828	13.30	107	28774	2203	1625	57.55	42.45
9	2	2013	2	12	3827	13.30	108	28774	1528	2299	39.93	60.07
6	30	2013	1	15	3826	13.30	109	28774	1347	2479	35.21	64.79
9	2	2013	2	11	3824	13.29	110	28774	1297	2527	33.92	66.08
11	30	2013	7	14	3824	13.29	111	28774	1764	2060	46.13	53.87
8	16	2013	6	17	3820	13.28	112	28774	2241	1579	58.66	41.34
5	25	2013	7	12	3818	13.27	113	28774	2658	1160	69.62	30.38
5	24	2013	6	16	3817	13.27	114	28774	2392	1425	62.67	37.33
5	24	2013	6	12	3814	13.26	115	28774	2760	1054	72.36	27.64
9	15	2013	1	15	3814	13.26	116	28774	1298	2516	34.03	65.97
9	2	2013	2	15	3812	13.25	117	28774	1411	2401	37.01	62.99
7	7	2013	1	18	3807	13.23	118	28774	1084	2723	28.47	71.53
7	26	2013	6	13	3806	13.23	119	28774	2296	1510	60.33	39.67
11	30	2013	7	15	3801	13.21	120	28774	1571	2230	41.33	58.67
6	9	2013	1	16	3791	13.18	121	28774	1228	2563	32.39	67.61
8	9	2013	6	14	3789	13.17	122	28774	2092	1697	55.21	44.79
6	16	2013	1	14	3784	13.15	123	28774	1426	2358	37.68	62.32
4	14	2013	1	18	3781	13.14	124	28774	1043	2738	27.59	72.41
8	9	2013	6	16	3779	13.13	125	28774	2209	1570	58.45	41.55
9	2	2013	2	13	3779	13.13	126	28774	1494	2285	39.53	60.47
7	19	2013	6	14	3775	13.12	127	28774	1996	1779	52.87	47.13
6	28	2013	6	13	3774	13.12	128	28774	2456	1318	65.08	34.92
6	30	2013	1	14	3771	13.11	129	28774	1462	2309	38.77	61.23
6	28	2013	6	12	3767	13.09	130	28774	2425	1342	64.37	35.63
9	15	2013	1	17	3766	13.09	131	28774	1208	2558	32.08	67.92
8	11	2013	1	19	3762	13.07	132	28774	1134	2628	30.14	69.86
6	22	2013	7	10	3760	13.07	133	28774	2250	1510	59.84	40.16
9	2	2013	2	14	3760	13.07	134	28774	1411	2349	37.53	62.47
8	16	2013	6	14	3753	13.04	135	28774	2194	1559	58.46	41.54

MO	DY	YR	DAY OF WK	HR	HR VOL	PERCENT OF AADT	HOUR NUMBER	AADT	EAST VOLUME	WEST VOLUME	PERCENT EAST IS OF TOTAL VOLUME	PERCENT WEST IS OF TOTAL VOLUME
9	22	2013	1	17	3750	13.03	136	28774	1218	2532	32.48	67.52
8	18	2013	1	19	3744	13.01	137	28774	1224	2520	32.69	67.31
9	15	2013	1	14	3741	13.00	138	28774	1302	2439	34.80	65.20
5	12	2013	1	18	3734	12.98	139	28774	1345	2389	36.02	63.98
3	31	2013	1	17	3733	12.97	140	28774	1378	2355	36.91	63.09
7	14	2013	1	18	3732	12.97	141	28774	1321	2411	35.40	64.60
10	11	2013	6	14	3731	12.97	142	28774	2477	1254	66.39	33.61
6	23	2013	1	15	3726	12.95	143	28774	1469	2257	39.43	60.57
10	11	2013	6	15	3726	12.95	144	28774	2363	1363	63.42	36.58
8	23	2013	6	16	3725	12.95	145	28774	2147	1578	57.64	42.36
9	29	2013	1	16	3724	12.94	146	28774	1642	2082	44.09	55.91
5	25	2013	7	11	3723	12.94	147	28774	2771	952	74.43	25.57
8	18	2013	1	17	3720	12.93	148	28774	1192	2528	32.04	67.96
5	19	2013	1	17	3718	12.92	149	28774	1251	2467	33.65	66.35
10	27	2013	1	16	3718	12.92	150	28774	1417	2301	38.11	61.89
7	26	2013	6	17	3715	12.91	151	28774	2331	1384	62.75	37.25
8	23	2013	6	17	3715	12.91	152	28774	2202	1513	59.27	40.73
9	1	2013	1	12	3715	12.91	153	28774	2093	1622	56.34	43.66
8	2	2013	6	14	3714	12.91	154	28774	2185	1529	58.83	41.17
6	16	2013	1	18	3712	12.90	155	28774	1201	2511	32.35	67.65
11	30	2013	7	16	3711	12.90	156	28774	1338	2373	36.05	63.95
8	25	2013	1	18	3710	12.89	157	28774	1393	2317	37.55	62.45
8	25	2013	1	17	3707	12.88	158	28774	1457	2250	39.30	60.70
7	7	2013	1	19	3706	12.88	159	28774	948	2758	25.58	74.42
5	12	2013	1	17	3705	12.88	160	28774	1330	2375	35.90	64.10
4	7	2013	1	15	3699	12.86	161	28774	1623	2076	43.88	56.12
5	27	2013	2	16	3699	12.86	162	28774	1259	2440	34.04	65.96
5	27	2013	2	17	3698	12.85	163	28774	1284	2414	34.72	65.28
8	2	2013	6	16	3694	12.84	164	28774	2196	1498	59.45	40.55
9	15	2013	1	16	3692	12.83	165	28774	1206	2486	32.67	67.33
2	18	2013	2	15	3687	12.81	166	28774	1672	2015	45.35	54.65
2	18	2013	2	16	3683	12.80	167	28774	1608	2075	43.66	56.34
6	9	2013	1	17	3682	12.80	168	28774	1196	2486	32.48	67.52
6	30	2013	1	18	3680	12.79	169	28774	1070	2610	29.08	70.92
6	14	2013	6	15	3678	12.78	170	28774	2127	1551	57.83	42.17
11	27	2013	4	17	3678	12.78	171	28774	2076	1602	56.44	43.56
7	12	2013	6	15	3675	12.77	172	28774	2012	1663	54.75	45.25
6	9	2013	1	15	3670	12.75	173	28774	1256	2414	34.22	65.78
7	26	2013	6	12	3670	12.75	174	28774	2287	1383	62.32	37.68
1	1	2013	3	14	3669	12.75	175	28774	1626	2043	44.32	55.68
7	19	2013	6	17	3669	12.75	176	28774	2123	1546	57.86	42.14

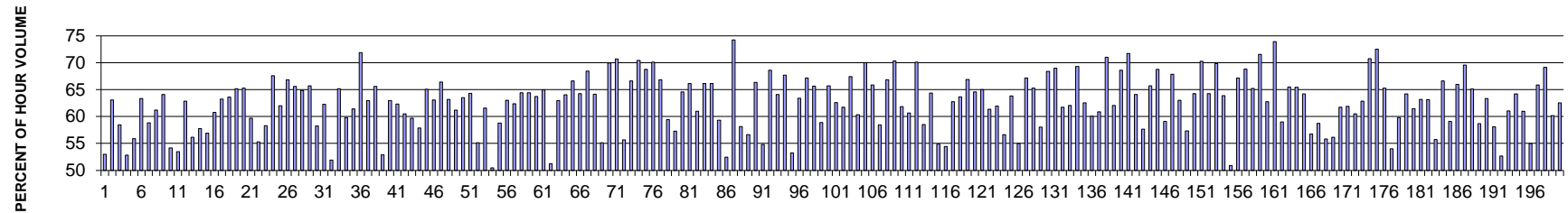
MO	DY	YR	DAY OF WK	HR	HR VOL	PERCENT OF AADT	HOUR NUMBER	AADT	EAST VOLUME	WEST VOLUME	PERCENT EAST IS OF TOTAL VOLUME	PERCENT WEST IS OF TOTAL VOLUME
6	16	2013	1	13	3666	12.74	177	28774	1633	2033	44.54	55.46
6	30	2013	1	17	3658	12.71	178	28774	1154	2504	31.55	68.45
7	14	2013	1	13	3654	12.70	179	28774	1534	2120	41.98	58.02
8	2	2013	6	17	3654	12.70	180	28774	2258	1396	61.80	38.20
10	6	2013	1	16	3651	12.69	181	28774	1316	2335	36.04	63.96
8	10	2013	7	12	3647	12.67	182	28774	2215	1432	60.73	39.27
5	12	2013	1	16	3644	12.66	183	28774	1292	2352	35.46	64.54
8	16	2013	6	13	3644	12.66	184	28774	2099	1545	57.60	42.40

**SR 090 MP 63.98 CABIN CREEK ADC S903
K FOR PEAK 200 HOURS OF 2013
Recreational Site**



AADT= 28021 K 30 FACTOR= 14.99 K 100 FACTOR= 14.11 K 200 FACTOR= 13.09 D 100 FACTOR= 65.71

**SR 090 MP 63.98 CABIN CREEK ADC SITE S903
D % IN THE PEAK 200 HOURS OF 2013**



MO	DY	YR	DAY OF WK	HR	HR VOL	PERCENT OF AADT	HOUR NUMBER	AADT	EAST VOLUME	WEST VOLUME	PERCENT EAST IS OF TOTAL VOLUME	PERCENT WEST IS OF TOTAL VOLUME
6	21	2013	6	16	5249	18.73	1	28021	2781	2468	52.98	47.02
8	17	2013	7	14	4672	16.67	2	28021	2948	1724	63.10	36.90
8	18	2013	1	14	4660	16.63	3	28021	1936	2724	41.55	58.45
6	21	2013	6	13	4628	16.52	4	28021	2446	2182	52.85	47.15
8	18	2013	1	13	4561	16.28	5	28021	2013	2548	44.14	55.86
8	25	2013	1	13	4526	16.15	6	28021	1658	2868	36.63	63.37
8	18	2013	1	15	4502	16.07	7	28021	1852	2650	41.14	58.86
7	28	2013	1	13	4501	16.06	8	28021	1746	2755	38.79	61.21
7	7	2013	1	13	4496	16.05	9	28021	1615	2881	35.92	64.08
11	27	2013	4	15	4461	15.92	10	28021	2417	2044	54.18	45.82
12	1	2013	1	13	4405	15.72	11	28021	2356	2049	53.48	46.52
7	7	2013	1	14	4381	15.63	12	28021	1627	2754	37.14	62.86

MO	DY	YR	DAY OF WK	HR	HR VOL	PERCENT OF AADT	HOUR NUMBER	AADT	EAST VOLUME	WEST VOLUME	PERCENT EAST IS OF TOTAL VOLUME	PERCENT WEST IS OF TOTAL VOLUME
12	1	2013	1	12	4375	15.61	13	28021	2456	1919	56.14	43.86
8	11	2013	1	13	4362	15.57	14	28021	1843	2519	42.25	57.75
8	11	2013	1	14	4355	15.54	15	28021	1876	2479	43.08	56.92
7	21	2013	1	14	4349	15.52	16	28021	1706	2643	39.23	60.77
7	7	2013	1	12	4342	15.50	17	28021	1597	2745	36.78	63.22
7	21	2013	1	15	4339	15.48	18	28021	1578	2761	36.37	63.63
5	24	2013	6	15	4329	15.45	19	28021	2822	1507	65.19	34.81
6	28	2013	6	14	4320	15.42	20	28021	2820	1500	65.28	34.72
7	21	2013	1	13	4313	15.39	21	28021	1738	2575	40.30	59.70
11	27	2013	4	16	4255	15.19	22	28021	2353	1902	55.30	44.70
8	29	2013	5	18	4242	15.14	23	28021	2473	1769	58.30	41.70
5	24	2013	6	17	4238	15.12	24	28021	2863	1375	67.56	32.44
7	28	2013	1	14	4237	15.12	25	28021	1611	2626	38.02	61.98
5	24	2013	6	16	4229	15.09	26	28021	2827	1402	66.85	33.15
8	31	2013	7	12	4218	15.05	27	28021	2768	1450	65.62	34.38
6	16	2013	1	16	4217	15.05	28	28021	1482	2735	35.14	64.86
8	4	2013	1	16	4210	15.02	29	28021	1444	2766	34.30	65.70
8	18	2013	1	16	4201	14.99	30	28021	1754	2447	41.75	58.25
8	4	2013	1	14	4195	14.97	31	28021	1583	2612	37.74	62.26
12	1	2013	1	16	4190	14.95	32	28021	2016	2174	48.11	51.89
6	16	2013	1	15	4178	14.91	33	28021	1456	2722	34.85	65.15
7	26	2013	6	15	4176	14.90	34	28021	2497	1679	59.79	40.21
8	16	2013	6	13	4175	14.90	35	28021	2563	1612	61.39	38.61
5	24	2013	6	19	4174	14.90	36	28021	3001	1173	71.90	28.10
7	7	2013	1	15	4165	14.86	37	28021	1543	2622	37.05	62.95
10	20	2013	1	16	4159	14.84	38	28021	1430	2729	34.38	65.62
8	18	2013	1	12	4156	14.83	39	28021	1958	2198	47.11	52.89
6	21	2013	6	12	4153	14.82	40	28021	2615	1538	62.97	37.03
7	21	2013	1	16	4143	14.79	41	28021	1562	2581	37.70	62.30
10	13	2013	1	18	4141	14.78	42	28021	1636	2505	39.51	60.49
7	28	2013	1	12	4134	14.75	43	28021	1667	2467	40.32	59.68
7	21	2013	1	12	4130	14.74	44	28021	1740	2390	42.13	57.87
6	30	2013	1	13	4127	14.73	45	28021	1443	2684	34.96	65.04
8	30	2013	6	16	4125	14.72	46	28021	2603	1522	63.10	36.90
8	30	2013	6	13	4112	14.67	47	28021	2730	1382	66.39	33.61
7	26	2013	6	16	4111	14.67	48	28021	2598	1513	63.20	36.80
7	14	2013	1	15	4107	14.66	49	28021	1593	2514	38.79	61.21
7	7	2013	1	16	4105	14.65	50	28021	1497	2608	36.47	63.53
6	30	2013	1	12	4102	14.64	51	28021	1465	2637	35.71	64.29
7	19	2013	6	15	4102	14.64	52	28021	2261	1841	55.12	44.88
8	16	2013	6	14	4102	14.64	53	28021	2525	1577	61.56	38.44

MO	DY	YR	DAY OF WK	HR	HR VOL	PERCENT OF AADT	HOUR NUMBER	AADT	EAST VOLUME	WEST VOLUME	PERCENT EAST IS OF TOTAL VOLUME	PERCENT WEST IS OF TOTAL VOLUME
11	27	2013	4	14	4102	14.64	54	28021	2070	2032	50.46	49.54
8	18	2013	1	18	4091	14.60	55	28021	1686	2405	41.21	58.79
8	25	2013	1	16	4091	14.60	56	28021	1512	2579	36.96	63.04
8	31	2013	7	13	4091	14.60	57	28021	2551	1540	62.36	37.64
7	28	2013	1	17	4086	14.58	58	28021	1453	2633	35.56	64.44
5	24	2013	6	14	4081	14.56	59	28021	2630	1451	64.44	35.56
7	28	2013	1	16	4080	14.56	60	28021	1481	2599	36.30	63.70
8	4	2013	1	15	4077	14.55	61	28021	1429	2648	35.05	64.95
12	1	2013	1	15	4076	14.55	62	28021	1988	2088	48.77	51.23
4	21	2013	1	16	4072	14.53	63	28021	1507	2565	37.01	62.99
7	28	2013	1	15	4071	14.53	64	28021	1463	2608	35.94	64.06
8	31	2013	7	11	4071	14.53	65	28021	2712	1359	66.62	33.38
7	14	2013	1	16	4068	14.52	66	28021	1453	2615	35.72	64.28
5	27	2013	2	12	4048	14.45	67	28021	1277	2771	31.55	68.45
7	21	2013	1	17	4047	14.44	68	28021	1451	2596	35.85	64.15
8	16	2013	6	15	4044	14.43	69	28021	2230	1814	55.14	44.86
6	28	2013	6	17	4042	14.42	70	28021	2827	1215	69.94	30.06
5	24	2013	6	18	4030	14.38	71	28021	2850	1180	70.72	29.28
8	4	2013	1	13	4022	14.35	72	28021	1782	2240	44.31	55.69
10	13	2013	1	15	4020	14.35	73	28021	1341	2679	33.36	66.64
10	13	2013	1	17	4020	14.35	74	28021	1188	2832	29.55	70.45
5	24	2013	6	13	4017	14.34	75	28021	2763	1254	68.78	31.22
5	25	2013	7	12	4015	14.33	76	28021	2815	1200	70.11	29.89
10	13	2013	1	16	4008	14.30	77	28021	1329	2679	33.16	66.84
8	16	2013	6	16	4005	14.29	78	28021	2381	1624	59.45	40.55
8	11	2013	1	16	4004	14.29	79	28021	1710	2294	42.71	57.29
8	30	2013	6	17	4003	14.29	80	28021	2586	1417	64.60	35.40
10	11	2013	6	15	4003	14.29	81	28021	2647	1356	66.13	33.87
8	25	2013	1	15	4001	14.28	82	28021	1562	2439	39.04	60.96
8	4	2013	1	18	3994	14.25	83	28021	1352	2642	33.85	66.15
7	7	2013	1	17	3991	14.24	84	28021	1352	2639	33.88	66.12
7	26	2013	6	14	3983	14.21	85	28021	2363	1620	59.33	40.67
8	11	2013	1	12	3977	14.19	86	28021	1892	2085	47.57	52.43
5	24	2013	6	20	3975	14.19	87	28021	2951	1024	74.24	25.76
8	9	2013	6	15	3974	14.18	88	28021	2311	1663	58.15	41.85
7	19	2013	6	16	3971	14.17	89	28021	2250	1721	56.66	43.34
7	14	2013	1	17	3969	14.16	90	28021	1336	2633	33.66	66.34
11	30	2013	7	14	3968	14.16	91	28021	1793	2175	45.19	54.81
9	15	2013	1	12	3966	14.15	92	28021	1245	2721	31.39	68.61
5	27	2013	2	14	3964	14.15	93	28021	1424	2540	35.92	64.08
9	22	2013	1	17	3964	14.15	94	28021	1280	2684	32.29	67.71

MO	DY	YR	DAY OF WK	HR	HR VOL	PERCENT OF AADT	HOUR NUMBER	AADT	EAST VOLUME	WEST VOLUME	PERCENT EAST IS OF TOTAL VOLUME	PERCENT WEST IS OF TOTAL VOLUME
8	11	2013	1	15	3957	14.12	95	28021	1850	2107	46.75	53.25
8	30	2013	6	19	3957	14.12	96	28021	2508	1449	63.38	36.62
10	20	2013	1	17	3957	14.12	97	28021	1300	2657	32.85	67.15
7	21	2013	1	18	3956	14.12	98	28021	1359	2597	34.35	65.65
7	26	2013	6	13	3955	14.11	99	28021	2330	1625	58.91	41.09
8	17	2013	7	11	3954	14.11	100	28021	2598	1356	65.71	34.29
8	4	2013	1	17	3952	14.10	101	28021	1479	2473	37.42	62.58
9	2	2013	2	13	3952	14.10	102	28021	1513	2439	38.28	61.72
7	28	2013	1	18	3949	14.09	103	28021	1287	2662	32.59	67.41
6	28	2013	6	15	3947	14.09	104	28021	2382	1565	60.35	39.65
6	28	2013	6	18	3943	14.07	105	28021	2760	1183	70.00	30.00
6	16	2013	1	17	3941	14.06	106	28021	1346	2595	34.15	65.85
8	25	2013	1	14	3938	14.05	107	28021	1635	2303	41.52	58.48
9	15	2013	1	13	3923	14.00	108	28021	1301	2622	33.16	66.84
5	5	2013	1	16	3909	13.95	109	28021	1160	2749	29.68	70.32
7	14	2013	1	14	3909	13.95	110	28021	1492	2417	38.17	61.83
8	25	2013	1	12	3909	13.95	111	28021	1538	2371	39.35	60.65
5	5	2013	1	17	3907	13.94	112	28021	1169	2738	29.92	70.08
11	30	2013	7	15	3905	13.94	113	28021	1620	2285	41.49	58.51
8	30	2013	6	18	3901	13.92	114	28021	2511	1390	64.37	35.63
6	21	2013	6	17	3898	13.91	115	28021	2139	1759	54.87	45.13
9	29	2013	1	16	3894	13.90	116	28021	1775	2119	45.58	54.42
5	27	2013	2	15	3893	13.89	117	28021	1451	2442	37.27	62.73
7	26	2013	6	17	3892	13.89	118	28021	2478	1414	63.67	36.33
9	15	2013	1	14	3886	13.87	119	28021	1287	2599	33.12	66.88
5	27	2013	2	13	3880	13.85	120	28021	1374	2506	35.41	64.59
6	30	2013	1	15	3876	13.83	121	28021	1356	2520	34.98	65.02
8	11	2013	1	18	3875	13.83	122	28021	1498	2377	38.66	61.34
6	16	2013	1	14	3874	13.83	123	28021	1475	2399	38.07	61.93
8	11	2013	1	17	3873	13.82	124	28021	1680	2193	43.38	56.62
10	20	2013	1	15	3872	13.82	125	28021	1400	2472	36.16	63.84
8	9	2013	6	14	3870	13.81	126	28021	2128	1742	54.99	45.01
6	9	2013	1	16	3868	13.80	127	28021	1270	2598	32.83	67.17
6	30	2013	1	16	3867	13.80	128	28021	1342	2525	34.70	65.30
11	27	2013	4	17	3865	13.79	129	28021	2243	1622	58.03	41.97
9	20	2013	6	15	3849	13.74	130	28021	2632	1217	68.38	31.62
8	11	2013	1	19	3847	13.73	131	28021	1193	2654	31.01	68.99
9	2	2013	2	12	3847	13.73	132	28021	1472	2375	38.26	61.74
10	27	2013	1	16	3844	13.72	133	28021	1458	2386	37.93	62.07
6	30	2013	1	17	3843	13.71	134	28021	1179	2664	30.68	69.32
9	22	2013	1	18	3843	13.71	135	28021	1440	2403	37.47	62.53

MO	DY	YR	DAY OF WK	HR	HR VOL	PERCENT OF AADT	HOUR NUMBER	AADT	EAST VOLUME	WEST VOLUME	PERCENT EAST IS OF TOTAL VOLUME	PERCENT WEST IS OF TOTAL VOLUME
8	9	2013	6	16	3837	13.69	136	28021	2305	1532	60.07	39.93
8	25	2013	1	17	3834	13.68	137	28021	1499	2335	39.10	60.90
5	24	2013	6	12	3831	13.67	138	28021	2721	1110	71.03	28.97
8	10	2013	7	12	3821	13.64	139	28021	2370	1451	62.03	37.97
8	30	2013	6	12	3817	13.62	140	28021	2618	1199	68.59	31.41
4	14	2013	1	18	3815	13.61	141	28021	1079	2736	28.28	71.72
12	1	2013	1	17	3815	13.61	142	28021	1370	2445	35.91	64.09
8	23	2013	6	15	3811	13.60	143	28021	2198	1613	57.68	42.32
9	15	2013	1	16	3802	13.57	144	28021	1303	2499	34.27	65.73
7	21	2013	1	19	3800	13.56	145	28021	1186	2614	31.21	68.79
8	16	2013	6	17	3800	13.56	146	28021	2246	1554	59.11	40.89
8	30	2013	6	20	3800	13.56	147	28021	2579	1221	67.87	32.13
5	12	2013	1	18	3797	13.55	148	28021	1404	2393	36.98	63.02
8	2	2013	6	15	3797	13.55	149	28021	2178	1619	57.36	42.64
9	15	2013	1	15	3794	13.54	150	28021	1357	2437	35.77	64.23
5	5	2013	1	18	3793	13.54	151	28021	1128	2665	29.74	70.26
5	12	2013	1	16	3793	13.54	152	28021	1356	2437	35.75	64.25
5	27	2013	2	18	3791	13.53	153	28021	1144	2647	30.18	69.82
6	14	2013	6	17	3789	13.52	154	28021	2420	1369	63.87	36.13
7	19	2013	6	14	3789	13.52	155	28021	1929	1860	50.91	49.09
6	28	2013	6	12	3788	13.52	156	28021	2543	1245	67.13	32.87
7	28	2013	1	19	3782	13.50	157	28021	1180	2602	31.20	68.80
9	2	2013	2	11	3780	13.49	158	28021	1314	2466	34.76	65.24
6	22	2013	7	10	3772	13.46	159	28021	2699	1073	71.55	28.45
8	18	2013	1	17	3765	13.44	160	28021	1403	2362	37.26	62.74
5	25	2013	7	11	3762	13.43	161	28021	2781	981	73.92	26.08
8	2	2013	6	14	3759	13.41	162	28021	2217	1542	58.98	41.02
5	27	2013	2	16	3752	13.39	163	28021	1294	2458	34.49	65.51
6	9	2013	1	15	3744	13.36	164	28021	1293	2451	34.54	65.46
5	12	2013	1	17	3742	13.35	165	28021	1339	2403	35.78	64.22
7	14	2013	1	13	3741	13.35	166	28021	1619	2122	43.28	56.72
8	23	2013	6	16	3740	13.35	167	28021	2196	1544	58.72	41.28
8	23	2013	6	14	3739	13.34	168	28021	2087	1652	55.82	44.18
9	1	2013	1	12	3736	13.33	169	28021	2097	1639	56.13	43.87
9	2	2013	2	14	3734	13.33	170	28021	1429	2305	38.27	61.73
9	2	2013	2	15	3732	13.32	171	28021	1421	2311	38.08	61.92
8	23	2013	6	17	3727	13.30	172	28021	2254	1473	60.48	39.52
10	11	2013	6	16	3727	13.30	173	28021	2342	1385	62.84	37.16
5	27	2013	2	11	3724	13.29	174	28021	1089	2635	29.24	70.76
7	7	2013	1	19	3723	13.29	175	28021	1023	2700	27.48	72.52
5	19	2013	1	16	3720	13.28	176	28021	1292	2428	34.73	65.27

GLOSSARY

ADC.....**Automated Data Collection**

ADT.....**Average Daily Traffic**

(An average 24-hour traffic volume at a given location for some period of time less than a year. An ADT may be measured for six months, a season, a month, a week, or as little as two days. An ADT is a valid number for only the period over which it was measured.)

AADT.....**Annual Average Daily Traffic**

(The average 24-hour traffic volume at a given location over a full 365-day year—that is, the total number of vehicles passing the site in a year divided by 365.)

PEAK HOUR.....Highest recorded volume hours for the year

K FACTOR.....The proportion of daily traffic occurring during the peak hour
(Expressed as a decimal)

K 30 FACTOR.....The proportion of daily traffic occurring during the 30th peak hour
(Expressed as decimal)

K 50 FACTOR.....The proportion of daily traffic occurring during the 50th peak hour
(Expressed as a decimal)

K 100 FACTOR.....The proportion of daily traffic occurring during the 100th peak hour
(Expressed as a decimal)

K 200 FACTOR.....The proportion of daily traffic occurring during the 200th peak hour
(Expressed as a decimal)

D FACTOR.....The proportion of peak-hour traffic traveling in the peak direction
(Expressed as a decimal)

DDHV.....Directional design hour volume